


ArjoHuntleigh Universal Medical Bed Platform

Designed for **Value**, for **Choice**, for **Life**.

We believe a good hospital bed should:




Clinical Focus

Provide clinical benefits for patients
Be easy and intuitive to use




Infection Control Focus

Be openly accessible and easy to clean



Safety Focus

Provide a safe environment for the patient
Reduce risk of injury for staff



Maintenance Focus

Be easy to service and maintain
Be strong, durable and long lasting

¹Citadel Patient Care System refers to the combination of the *Citadel* Medical Bed Frame and the *Citadel* Patient Therapy System

ARJOHUNTLEIGH
GETINGE GROUP

Only ArjoHuntleigh designed parts, which are designed specifically for the purpose, should be used on the equipment and products supplied by ArjoHuntleigh. As our policy is one of continuous development we reserve the right to modify designs and specifications without prior notice.

© and ™ are trademarks belonging to the ArjoHuntleigh group of companies.
© ArjoHuntleigh, 2016

■ ArjoHuntleigh AB, Hans Michelsensgatan 10, SE-211 20 Malmö, Sweden
Phone: +46 (0) 10 335 45 00

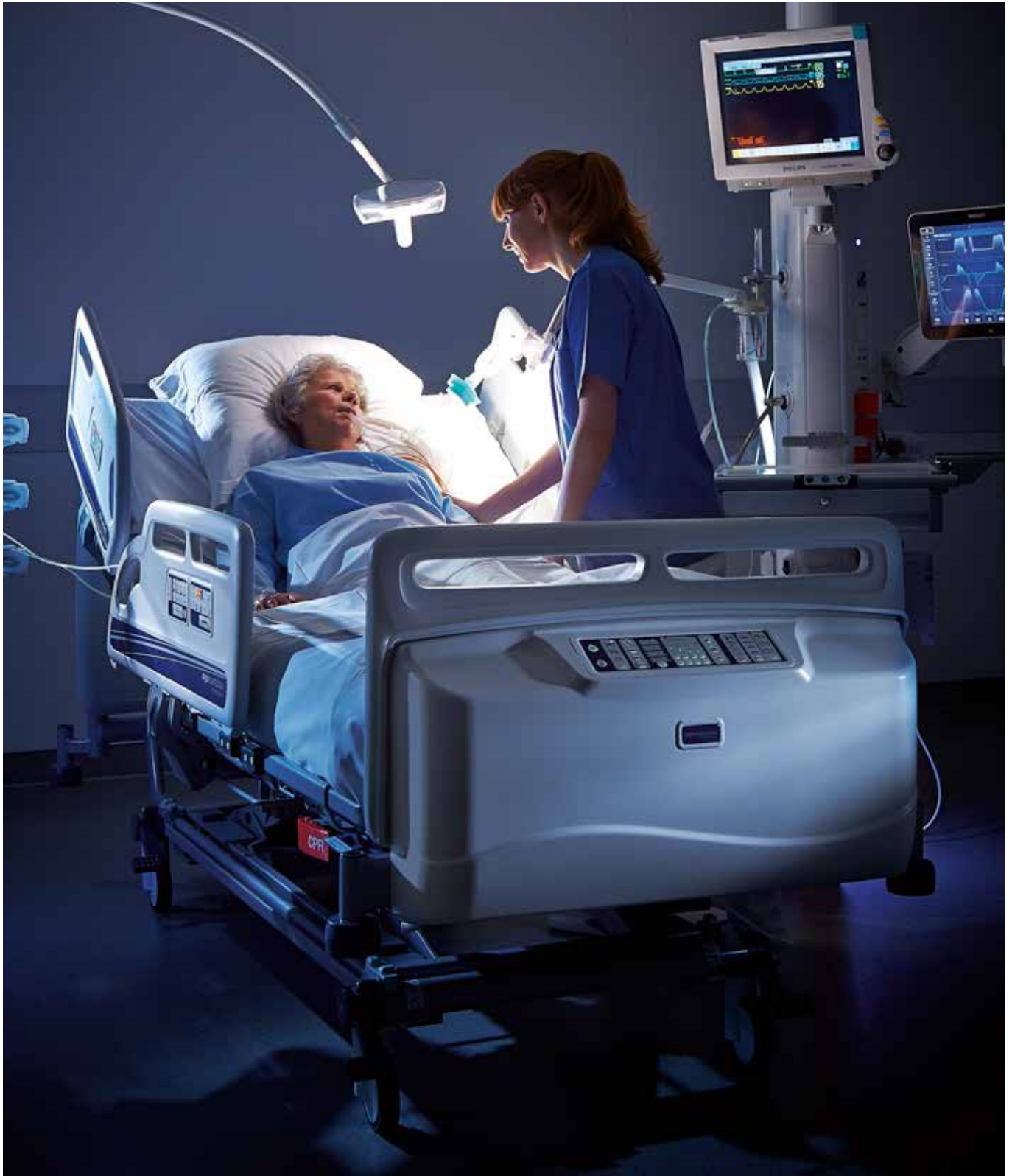
www.ArjoHuntleigh.com

GETINGE GROUP

Getinge Group is a leading global provider of products and systems that contribute to quality enhancement and cost efficiency within healthcare and life sciences. We operate under the three brands of **ArjoHuntleigh**, **Getinge** and **Maquet**. **ArjoHuntleigh** focuses on patient mobility and wound management solutions. **Getinge** provides solutions for infection control within healthcare and contamination prevention within life sciences. **Maquet** specializes in solutions, therapies and products for surgical interventions, interventional cardiology and intensive care.


Citadel Patient Care System
Integrated system
for high dependency patients

ARJOHUNTLEIGH
GETINGE GROUP



...with people in mind

Created for Change



Citadel™ Patient Care System¹, built upon a universal platform and designed to **transition from a non-integrated to an integrated system**, provides flexible patient care for hospitals that demand safety, security and efficiency from their bed frames and therapeutic mattresses in **Critical Care, Step-Down and Med-Surg units.**



Key Preventable events

IMMOBILITY IS A MAJOR RISK FACTOR FOR PRESSURE ULCER DEVELOPMENT

Lingren M, Unosson M, Fredrikson M, Ek AC. Immobility - a major risk factor for development of pressure ulcers among adult hospitalized patients: a prospective study. Scand J Caring Sci. 2004 ; 18 : 57-64.

RISK OF INJURY INCREASED WITH FREQUENCY OF MANUALLY MOVING PATIENTS IN BED

Thomas, D. R., Thomas, Y-L., Borner, H., Etherington, M. & Wallaart, J. (2009). Patient Handling Guidelines: Literat



ICU Mobility Solutions

Advanced support surface features and versatile bed frame articulation provide a flexible environment to help support in bed rehabilitation and sitting on the edge of bed if the patient is able.



McMahon, A., Polaczuk, C.,
Jure Review. Wellington: ACC.

**FALLS IN HOSPITAL
ARE ASSOCIATED WITH
SIGNIFICANT INCREASED
LENGTH OF STAY**

Oliver D, Healey F, Haines TP. Preventing falls and fall-related injuries in hospitals.
Clinics in geriatric medicine. 2010;26(4)

**IMMOBILITY IN ICU
CAN LEAD TO SIGNIFICANT
MUSCLE LOSS, WEAKNESS, AND
REDUCED FUNCTIONAL OUTCOMES**

Truong AD, Fan E, Brower RG, Needham DM. Mobilizing patients in the intensive care
unit from pathophysiology to clinical trials. *Crit Care.* 2009;13:216.



STEP-DOWN &
MED-SURG UNITS




CRITICAL CARE
UNITS

One system. **Multiple acuities.**

The bed frame is the centre of patient care during their stay in the hospital. It is an essential tool which may help promote rehabilitation while helping to reduce patient or caregiver injuries.

Both the bed frame and mattress need to work in harmony throughout a hospital and across acuity levels to provide safe, efficient and cost effective support for the patients and clinicians using them.

Citadel has been designed and built for this purpose.



AtmosAir 9000

Pressure



Choice of support surfaces

Powered therapeutic mattresses offer adaptive care for **high risk patient profiles**.

C100 Patient Therapy System

- Constant Low Pressure
- Adjustable pressure settings within each of the four sections
- Patient turn and hold
- X-Ray sleeve

C200 Patient Therapy System

The benefits of C100, with additional features for patients with limited to zero mobility:

- Pulsation and Alternating Pressure Therapy
- Continuous 20° turn to assist the caregiver with patient repositioning

Non-powered therapeutic mattresses provide care for **mid to high risk patients** with greater mobility.

AtmosAir™ 9000

- Mattress Replacement System
- For prevention or treatment of skin breakdown
- Self Adjusting Technology™
- Optimised patient comfort

Pressure IQ Evolve™

- Mattress Replacement System
- Prevention and treatment of stage I-IV pressure ulcers
- 45 Helix™ pods with Self Adjusting Technology provide uninterrupted therapeutic care

Skin IQ™

- The *Skin IQ* Family of products are powered mattress covers that utilize state-of-the-art Negative Airflow Technology (NAT) to continually draw away excess moisture from the skin/surface interface for microclimate management.



MOBILITY LEVEL

Affordable Flexibility

The *Citadel* Patient Care System is designed to offer hospitals an affordable bed frame solution that caters to the individual patient's skin and mobility needs, regardless of their location in the hospital.



Citadel Patient Care System offers core bed frame features found in Med-Surg, Step-Down and Critical Care units

With the confidence that the bed frame may help support core patient needs, the clinician is given the freedom to choose the best patient therapy system for their patient.



Open architecture design to suit any mattress*

The open architecture of *Citadel* Bed Frame allows the use of ArjoHuntleigh mattresses, along with existing mattresses that your hospital may already own*.

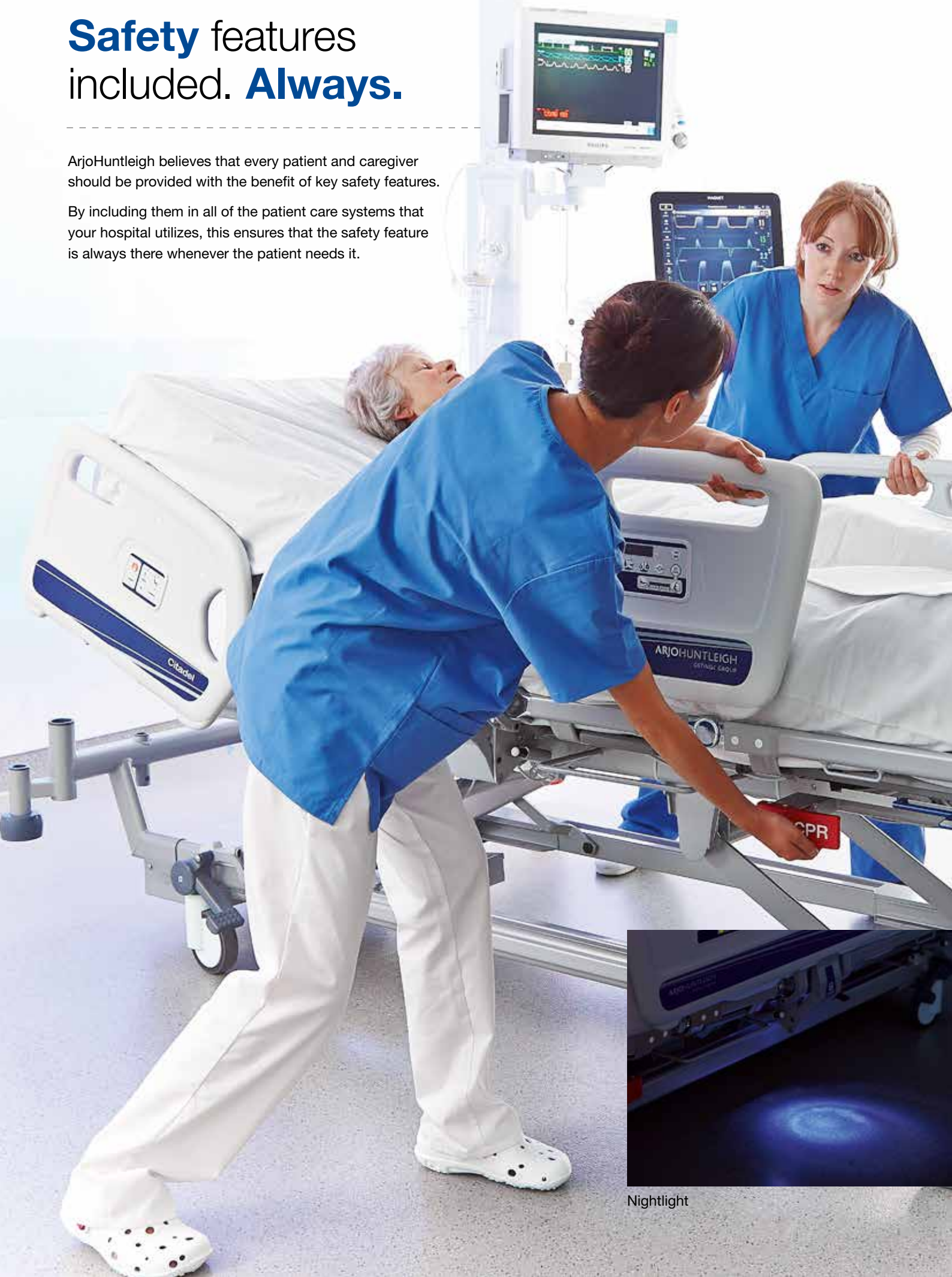
* Always use a mattress of the correct size and type. Incompatible mattresses can create hazards. Please refer to IFU for specific mattress compatibility guidance.



Safety features included. **Always.**

ArjoHuntleigh believes that every patient and caregiver should be provided with the benefit of key safety features.

By including them in all of the patient care systems that your hospital utilizes, this ensures that the safety feature is always there whenever the patient needs it.



Nightlight

Low Height Integration favours safety and mobilisation

Integrated therapy systems are not typical on bed frame systems that achieve a low height position. *Citadel* Bed Frame System breaks away from the norm. This gives clinicians and patients a major advantage as they begin mobilisation activities.



Safety that only integration can provide



Integration provides communication between the bed frame system and patient therapy system which delivers:

- One button CPR which delivers the CPR mode simultaneously to the mattress and the frame
- Automatic pressure compensation in the seat section when the head of bed is adjusted
- Restricts turning when the head of bed exceeds 30 degrees
- Restricts turning when one or more of the side rails is lowered

Additionally, the paired therapy system and bed frame offer bespoke mattress and frame design to address entrapment concerns that result from using a frame and a mattress from two different suppliers

Every frame system from ArjoHuntleigh offers a common set of safety benefits integrated into the bed frame:

- Notification of patient movement via the VariZone Patient Movement Detection system
- The floor along the sides of the bed is illuminated by the underbed night light
- May help prevent objects or limbs being trapped underneath the bed frame as a result of the Anti-Entrapment System

Citadel is also offered with an optional SafeSet visual alerts system.



Anti-Entrapment System



SafeSet

Standardising efficiency

Citadel Patient Care System is part of the ArjoHuntleigh bed portfolio and is founded on a core design, built on a universal platform.

Regardless of the bed frame chosen for your hospital, you have the assurance that each system is based on a consistent design, which helps you provide optimal patient care.



Enterprise™ bed frame



Citadel Plus bariatric bed frame



Citadel bed frame

Easier Maintenance

The common core design across the medical bed frame portfolio makes maintenance training and component stocking easier than it has ever been.



Practical Infection Control

The openly accessible components allow for easy cleaning and disinfection.



Manoeuvrability and Safety

All ArjoHuntleigh bed frames are designed to be light-weight and easy to manoeuvre. They also come with standard safety features and control panels which take the guess work out of safe patient care.

Everything to make your life easier

You can choose your products for the value they deliver. However, the true benefit of that value can only be realized when you look beyond the products...It's also about the company and how they support your needs and those of your hospital.

ArjoHuntleigh offers the following to make your life easier:

Flexible Business Models

We offer purchase, leasing, and rental. To make it even better for you, we offer the same products regardless of the business model you choose.

Clinical Support

Clinical support to make sure the right products are being chosen for the patients.

Knowledge of Patient Care

Choosing a partner with a long, successful history in the patient care industry is a sound decision.

Everything we do is ...with people in mind