

# 2019



## E. SASSONE

Made in Italy since 1953

FRIZIONI  
CLUTCHES  
EMBAYAGES  
KUPPLUNGEN

AMBREIAJE  
KOPPELINGEN  
EMBRAGUES  
SPOJKY

DEBRIIYAJ  
СЦЕПЛЕНИЯ  
SPRZĘGŁA  
KYTKIN





# E. SASSONE

Via Castellero 12, 14013 Monale - Italy  
tel. +39 0141 669691 - [info@esassone.com](mailto:info@esassone.com)



Complete clutch kits, pressure plates, clutch discs, hydraulic bearings, torsion dampers, brake discs, release bearings

Leader in the clutch business, **E. SASSONE** owes its success to a worldwide distribution strategy and being customer focused.




To meet its customers' requirements,  
**E. SASSONE:**



- Innovates in new products with enhanced functions.
- Adapts its products to the new automobile technologies.
- Takes the environment into account when designing and manufacturing products.


Uses quality tools and design and qualification methods resulting from the continual improvement processes in the automobile and agricultural industries.



Do you want to develop an idea, solve a problem?

**E. SASSONE** is ready to innovate, design, develop to make your project successful.

**E. SASSONE** also offers an international presence to its customers in terms of both logistics and technical support.






www.esassone.com


**E.SASSONE®**  
Fabbrica Dischi Frizione  
Made in Italy since 1953

Automobili  
Autobus e Camion  
Trattori

Home  
News  
Chi siamo  
Download catalogues  
Certificati  
Official Distributors  
Contatti  
Fuori catalogo  
Offerta speciale!  
Museo

Q E. SASSONE n°  
Q Cross reference






**Frizione 2780**

Codice	2780
Descrizione	(B11) - Clutch disc with 4 springs damper D=123 mm
Type	B11-P
Dimensioni	200x137x3,2
Splines	18,3x20,7x ev
Z	24

Frizione 2780 Applicazioni



A very high quality and competitive range.  
A culture of innovation, technical support, planning development programs and a high-performance marketing media complete **E. SASSONE** 's strategy.

World clutches market leader, **E. SASSONE** is a top light supplier of automobile manufacturers and has developed a specific range for special application for racing and earthmovers machinery.

A team dedicated to the global market ensuring customer support and distribution of all **E. SASSONE** clutches necessary for the maintenance of all types of machinery.



The **E. SASSONE** Quality, Health, Safety and Environment strategy is based on respect for man and his environment, to meet its customers' expectations. This improves **E. SASSONE** 's overall performance and aims to achieve zero error, zero quality incidents, zero accidents and to minimize the environmental impacts of our various activities, products and services, from the design phase onwards.

**E. SASSONE** adheres to current regulations, guarantees categorical compliance with standard examinations and the compliance of its instruments to the regulatory requirements for instruments, meets customer's requirements and all other standard requirements. To do this, **E. SASSONE** develops and implements a specific action plan with continuous improvement objectives.



# SALES DOCUMENT

## WEB SITE

Online catalogue available on: [www.esassone.com](http://www.esassone.com)

## BROCHURES

Current range:

Clutch catalogue for Truck & Bus

Clutch catalogue for Agricultural machineries

Clutch catalogue for Passenger cars and L.C.V.

## SPECIAL PROGRAM:

Clutch driven plates for racing application

## LEGENDA

+ : releaser fitted on cover assembly

---

All rights are reserved.

No parts of this catalogue may be reproduced or transmitted in any form or by any means, electronic, mechanical, photocopying, recording or otherwise, without previous written authorization.


The information in this catalogue are subject to alteration.

---

Thanks to Wikipedia for the information



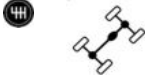








## NEW TO RANGE

Type	E. SASSONE	Sachs	LuK	Makes
Clutch Kit	Y336	3000 950 069	624 3777 00	GAZ
Clutch Kit	Y337	3000 950 503	=	GAZ
Clutch Kit	Y338	3000 951 285	622 3055 00	Renault
Clutch Kit	Y339	3000 951 401	=	GAZ
Clutch Kit	Y340	3000 950 702	623 2131 09	Ford
Clutch Kit	Y341	3000 951 064	621 3045 09	Opel
Clutch Kit	Y342	3000 387 101	=	VW
Clutch Kit	Y343	3000 722 002	623 1139 00	VW
Clutch Kit	Y344	3000 951 073	621 3050 09	Opel
Clutch Kit	Y345	3000 951 788	619 3035 00	Seat VW
Clutch Kit	Y580	3000 951 002	623 0996 60	Toyota
Clutch Kit	Y581	3000 490 001	623 0300 60	Toyota
Clutch Kit	Y583	3000 951 869	624 3313 00	Nissan

 Description	 Engine	 Gearbox - Chassis		 Year	 Code Kit	 Code	 Code	 Code	 Code	 Code
<b>ALFA ROMEO</b>										
<b>33</b>										
1.2	905	C516	50 kW	83 -> 94	<b>Y082</b>	8080	2330	7036	200	24
1.3	905	C516	55 kW	83 -> 90	<b>Y082</b>	8080	2330	7036	200	24
1.4 - 1.4 ie	907A	5M	58 - 65 - 66 kW	90 -> 94	<b>Y082</b>	8080	2330	7036	200	24
1.5	907A	C516	77 kW	90 -> 93	<b>Y081</b>	8032	2330	7036	200	24
1.5 - 1.5 4x4	905		62 - 66 - 70 - 77 kW	83 -> 89	<b>Y082</b>	8080	2330	7036	200	24
1.7	905	C518	77 - 84 - 87 - 95 kW	88 -> 89	<b>Y081</b>	8032	2330	7036	200	24
1.8 TD	905 - 907A5	C518	54 - 62 kW	86 -> 94	<b>Y083</b>	8028	2330	7036	200	24
<b>75</b>										
1.6 / 1.6 i.e.	AR61101		81 kW	85 -> 93			2883	7001	200	19
1.8	AR61168		85 kW	85 -> 89			0349	7001	216	19
1.8 Turbo	AR01646		110 - 114 kW	86 -> 92			2626		215	19
2.0	AR61168		94 kW	85 -> 88			2626	7001	215	19
2.0 Turbo Diesel	AR61168		70 kW	85 -> 92			2626	7001	215	19
2.5 V6	AR01646		113 kW	85 -> 89			2626		215	19
3.0 V6	AR01646		136 kW	87 -> 92			2626		215	19
<b>90</b>										
1.8	AR06202	5M	85 kW	84 -> 87			2626	7001	215	19
2.0	AR01713	5M	94 kW	84 -> 87			2626	7001	215	19
2.5	AR01646	5M	110 kW	86 ->			2626		215	19
<b>145</b>										
1.3 i	AR33501	5M	85 kW	94 -> 96	<b>Y082</b>	8080	2330	7036	200	24
1.4 i	AR33501	C516	66 kW	94 -> 96	<b>Y082</b>	8080	2330	7036	200	24
1.4 i 16V Twin Spark	AR33501	C510	76 kW	98 -> 01	<b>Y123</b>	8045	2739	7037	215	20
1.6 i	AR33201	C516	76 kW	94 -> 96	<b>Y082</b>	8080	2330	7036	200	24
1.6 i 16V Twin Spark	AR32102	C516	88 kW	96 -> 01	<b>Y123</b>	8045	2739	7037	215	20
1.7 i 16V	AR33401	C518	95 kW	94 -> 96			2330	7036	200	24
1.8 i 16V Twin Spark	AR32201	5M	103 kW	96 -> 98	<b>Y123</b>	8045	2739	7037	215	20
1.9 JTD	AR32302	C530	74 kW	99 -> 01			2931	7066	235	20
1.9 Turbo Diesel	AR33601	C510	68 kW	94 -> 99			2662	7037	215	20
2.0 16V	AR32301	C510	110 - 114 kW	95 -> 01	<b>Y128</b>	8081	2743	7037	228	20
<b>146</b>										
1.3 i	AR33501	5M	85 kW	94 -> 96	<b>Y082</b>	8080	2330	7036	200	24
1.4 i	AR33501	C516	66 kW	94 -> 96	<b>Y082</b>	8080	2330	7036	200	24
1.4 i 16V Twin Spark	AR33501	C510	76 kW	98 -> 01	<b>Y123</b>	8045	2739	7037	215	20
1.6 i	AR33201	C516	76 kW	94 -> 96	<b>Y082</b>	8080	2330	7036	200	24
1.6 i 16V Twin Spark	AR32102	C516	88 kW	96 -> 01	<b>Y123</b>	8045	2739	7037	215	20
1.7 i 16V	AR33401	C518	95 kW	94 -> 96			2330	7036	200	24
1.8 i 16V Twin Spark	AR32201	5M	103 - 106 kW	96 -> 98	<b>Y123</b>	8045	2739	7037	215	20
1.9 JTD	AR32302	C530	74 kW	99 -> 01			2931	7066	235	20
1.9 Turbo Diesel	AR33601	C510	68 kW	94 -> 99			2662	7037	215	20
2.0 16V	AR32301	C510	110 - 114 kW	95 -> 01	<b>Y128</b>	8081	2743	7037	228	20
<b>147</b>										
1.6 i 16V Twin Spark	AR32104	C510	77 - 88 kW	00 -> 03			2739		215	20
1.6 i 16V Twin Spark	AR32104	C510	77 - 88 kW	03 -> 04			2739		215	20
1.9 JTD	182B9	C510	74 kW	01 ->	<b>Y317</b>	8187	2939	7096	228	20
1.9 JTD	937A2	C530	85 kW	01 ->			6218		235	20
1.9 JTD	937A2	C530	85 kW	-> 04				7066	235	20
1.9 JTD - JTDM 16V	192A5	C530	85 - 110 kW	04 ->				7066	235	20
1.9 JTD Multijet 16V	192A5	C530	93 - 100 kW	02 -> 04			2931	7066	235	20
2.0 i 16V Twin Spark	AR32310	C510	110 kW	00 -> 03			2743		228	20
2.0 TS Selespeed	AR32310	C510	110 kW	00 -> 03			2743	7037	228	20



 Description	 Engine	 Gearbox - Chassis	 Year	 Code Kit	 Code	 Code	 Code	 Code	 Code		
<b>155</b>											
1.6 i Twin Spark 16V	AR67601	5M	88 kW	96 -> 98	<b>Y123</b>	8045	2739	7037	215	20	
1.7 i Twin Spark	AR67103	C510	85 - 95 kW	91 -> 97	<b>Y123</b>	8045	2739	7037	215	20	
1.7 i Twin Spark 16V	AR67106	C510	103 kW	96 -> 97	<b>Y123</b>	8045	2739	7037	215	20	
1.8 i Twin Spark	AR67101	C510	95 kW	91 -> 95	<b>Y123</b>	8045	2739	7037	215	20	
1.9 Turbo Diesel	AR33601		66 kW	93 ->			2662	7037	215	20	
2.0 i Turbo Q4	AR67203	C503	140 kW	-> 92			2740	7066	235	20	
2.0 i Turbo Q4 16V	AR67203		137 - 140 kW	92 -> 97	<b>Y119</b>	8054	2653	7065	228	20	
2.0 i Twin Spark	AR67201	C503	104 - 106 kW	91 -> 95	<b>Y123</b>	8045	2739	7037	215	20	
2.0 i Twin Spark 16V	AR67204	5M	110 kW	95 -> 97	<b>Y128</b>	8081	2743	7037	228	20	
2.5 i V6	AR67301	C503	122 kW	91 -> 97			2653	7096	228	20	
2.5 Turbo Diesel	VM31		92 kW	92 ->			2653	7066	228	20	
<b>156</b>											
1.6 Twin Spark 16V	AR32102	C510	81 - 88 kW	97 -> 05			2660		215	20	
1.8 Twin Spark 16V	AR32201	C510	103 - 106 kW	97 -> 05			2660		215	20	
1.9 JTD - Turbo Diesel	192B1	C530	74 - 100 kW	97 -> 05			2931	7066	235	20	
2.0 JTS 16V	937A1	C510	114 - 122 kW	97 -> 05			2743	7037	228	20	
2.0 Twin Spark Selespeed	AR32310		110 kW	97 -> 05			2743	7066	228	20	
2.4 JTD	839A6	C530	110 kW	97 -> 05			2931	7066	235	20	
2.5 V6 24V	AR32401	C530	140 kW	97 -> 05			2740	7066	235	20	
3.2 i GTA V6	932A	6M	184 kW	97 -> 05				7066	235	20	
<b>159</b>											
1.8 MPI	939A4		103 kW	07 ->	<b>Y227</b>	8128	6098	2 pcs.	205	14	H010
1.8 TBI Sportwagon	939B1		147 kW	09 -> 11					240	20	H002
1.9 JTS	939A6		118 kW	05 -> 11					228	20	H001
2.2 JTS	939A5	6 speed	136 kW	05 -> 11					228	20	H001
2.2 JTS	939A5	Selespeed	136 kW	05 -> 11					228	20	H008
<b>164 87 -&gt; 92</b>											
2.0 Turbo	AR07476	C503	128 kW	87 -> 98	<b>Y119</b>	8054	2653	7065	228	20	
2.0 Twin Spark	AR06416	C503	105 - 109 kW	90 -> 92	<b>Y111</b>	8045	0732	7065	215	20	
2.0 Twin Spark Super	AR64103	C503	106 kW	90 -> 92	<b>Y111</b>	8045	0732	7065	215	20	
2.0 V6 Turbo	AR64101	C503	151 - 155 kW	90 -> 92			2653	7066	228	20	
2.5 Turbo Diesel	VM84A	C503	84 kW	87 -> 92	<b>Y119</b>	8054	2653	7065	228	20	
3.0 V6	AR06410	C503	132 - 135 - 147 kW	87 -> 92	<b>Y119</b>	8054	2653	7065	228	20	
<b>164 92 -&gt;</b>											
2.0 Twin Spark	AR64103	C503	106 kW	92 ->			2660	7065	215	20	
2.0 V6	AR64102	C503	148 kW	92 ->			2740	7066	235	20	
2.5 Turbo Diesel	VM08B	C503	92 kW	92 ->			2740	7066	235	20	
3.0 V6	AR06410	C503	141 kW	92 ->			2653	7065	228	20	
3.0 V6 24V	AR64304	C503	168 kW	92 ->			2740	7066	235	20	
<b>NUOVA 164</b>											
3.0 V6 24V							2931		235	20	
<b>166</b>											
2.0 Twin Spark	AR36301	C530 - 6M	105 - 109 kW	98 -> 03			2931	7066	235	20	
2.0 TB V6	AR64102	C510	151 kW	98 -> 03			2931	7066	235	20	
2.4 JTD	839A6	6M	100 - 110 kW	98 -> 01				7066	235	20	
2.5 V6 24V	VM08B	C503	86 kW	92 -> 98				7066	235	20	
3.0 V6 24V	AR640304	C503	135 - 147 kW	98 -> 03			2931	7066	235	20	

 Description	 Engine	 Gearbox - Chassis	 Year	 Code Kit	 Code	 Code	 Code	 Code	 Code	 Code
<b>ALFASUD</b>										
1.2 - 1.2 ti	AS30100		44 - 46 - 50 kW	72 -> 84	<b>Y082</b>	8080	2330	7036	200	24
1.3 - 1.3 ti	AS30180		50 - 51 - 55 - 63 kW	76 -> 79	<b>Y082</b>	8080	2330	7036	200	24
1.3 Sprint	AR30184		55 kW	76 -> 79	<b>Y081</b>	8032	2330	7036	200	24
1.4			55 - 63 kW	78 -> 89	<b>Y081</b>	8032	2330	7036	200	24
1.5 ti	AS30124		61 - 70 - 77 kW	78 -> 88	<b>Y081</b>	8032	2330	7036	200	24
1.7 ie			77 kW	87 -> 89	<b>Y081</b>	8032	2330	7036	200	24
<b>ALFETTA</b>										
1.6	AR01600		79 kW	75 -> 85			2883	7001	200	19
1.8	AR01608		85 - 89 kW	72 -> 84			2626	7001	215	19
2.0	AR01334		89 - 97 kW	82 -> 85			2626	7001	215	19
2.0 Turbo Diesel	VM4HT/2		60 kW	79 -> 85			2626	7001	215	19
2.4 Turbo Diesel	VM81A		70 kW	79 -> 85			2626	7001	215	19
<b>ARNA</b>										
1.2 - 1.3	AR3100		46 - 50 - 58 - 63 kW	84 -> 85	<b>Y082</b>	8080	2330	7036	200	24
1.4				84 -> 85	<b>Y081</b>	8032	2330	7036	200	24
<b>BRERA</b>										
2.2 JTS	939A5	6 speed	136 kW	06 ->					228	20
2.2 JTS	939A5	Selespeed	136 kW	06 ->					228	20
<b>GIULIETTA 77 -&gt; 85</b>										
1.3	AR01644		66 kW				2883	7001	200	19
1.6	AR01600		79 kW				2626	7001	215	19
1.8 - 2.0	AR1678 - 11671		90 - 96 kW	79 ->			2626	7001	215	19
2.0 Turbo Diesel				83 ->			2626	7001	215	19
<b>GIULIETTA 10 -&gt;</b>										
1.4 TB	940A2.000		125 kW	10 ->			6224		215	20
<b>GT</b>										
1.8 i	AR32205	5M	103 kW	04 ->					215	20
1.9 JTD	937A5	6M	110 - 125 kW	03 ->					235	20
2.0 JTS 16V	932A2	5M	120 - 122 kW	03 ->				7108	230	20
3.2 V6 24V	936A6	5M	177 kW	03 -> 08				7108	235	20
<b>GTV 78 -&gt;</b>										
2.0	AR6212		94 kW	78 -> 86			2626	7001	215	19
<b>GTV 95 -&gt;</b>										
1.8 Twin Spark 16V	AR32201	5M	106 kW	98 -> 03	<b>Y123</b>	8045	2739	7037	215	20
2.0 Twin Spark 16V	AR16201	C510	110 - 114 kW	95 -> 03	<b>Y128</b>	8081	2743	7037	228	20
2.0 V6 Turbo	AR16202	C530	148 kW	93 -> 97	<b>Y119</b>	8054	2653	7065	228	20
3.0 V6 24V	936A6		176 kW	98 -> 03			2740	7066	235	20
<b>GTV 03 -&gt;</b>										
2.0 i JTS 16V	937A1	5M	121 kW	03 -> 06	<b>Y128</b>	8081	2743	7037	228	20
3.2 V6 16V	936A6	6M	176 kW	03 -> 06			2740	7066	235	20
<b>MITO</b>										
1.3 JTDM	199A3		66 kW	08 ->					200	22
1.4 i	843A	5M	57 kW	08 ->					200	20
1.4 TB	199A8	6M	114 kW	08 ->			6267		215	22
1.4 TB	955A8		125 kW	09 ->			6224		215	20
1.6 JTDM	198A2		88 kW	08 ->					240	20
<b>NUOVA ALFETTA</b>										
GTV 2.0							2626		215	19
<b>SPIDER 71 -&gt; 93</b>										
1.6	AR00526		76 - 79 kW	76 -> 93			0529	7001	216	10
2.0	AR01544		85 - 88 kW	86 -> 90			0529		216	10



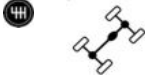








Description	Engine	Gearbox - Chassis		Year	Code Kit	Code	Code	Code		Code
<b>SPIDER 94 -&gt; 05</b>										
1.8 Twin Spark 16V	AR32201	5M	106 kW	95 -> 03	<b>Y123</b>	8045	2739	7037	215	20
2.0 Twin Spark 16V	916S	5M	110 - 114 kW	95 -> 03	<b>Y128</b>	8081	2743	7037	228	20
3.0 V6	AR16105		160 kW	95 -> 03			2740	7066	235	20
<b>SPIDER 06 -&gt;</b>										
2.2 JTS	939A5	6 speed	136 kW	06 ->					228	20
2.2 JTS	939A5	Selespeed	136 kW	06 ->					228	20
<b>SPRINT</b>										
1.3	AS30168	5M0	63 kW	80 -> 89	<b>Y082</b>	8080	2330	7036	200	24
1.5	AR30146	5M0	66 - 77 kW	79 -> 89	<b>Y082</b>	8080	2330	7036	200	24
1.7	AR30550		77 - 84 kW	88 -> 89	<b>Y082</b>	8080	2330	7036	200	24
<b>ALPINE</b>										
<b>A110</b>										
1300			81 kW	68 -> 77	<b>Y003</b>	8002	0605	7020	170	20
1300				71 -> 77	<b>Y036</b>	8009	0758	7020	181	20
<b>AMC</b>										
<b>ALLIANCE - ENCORE</b>										
1.4	L42A			83 -> 85	<b>Y188</b>	8009	2096	7022	181	26
1.7	L42F			85 -> 86	<b>Y191</b>	8028	2694	7022	200	26
1.7				85 -> 86			2497		200	26
<b>ARO</b>										
<b>10</b>										
1.3 4 L				80 ->	<b>Y003</b>	8002	0605	7020	170	20
1.6 Diesel 4	CR			87 ->	<b>Y081</b>	8032	2330	7036	200	24
1.6 Diesel 4				87 ->			2780		200	24
<b>ASIA MOTORS</b>										
<b>ROCSTA</b>										
1.8 i 4			57 kW	93 ->	<b>Y502</b>	8147	2832	7039	225	22
2.2 D 4			45 kW	93 ->	<b>Y502</b>	8147	2832	7039	225	22



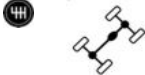














The Alpine A110 was a sports car produced by the French manufacturer Alpine from 1961 to 1977. The car was styled as a "Berlinette", which in the post-WWII era refers to a small enclosed two-door Berline, better-known as a coupe. The Alpine A110 succeeded the earlier A108. The car was powered by a succession of Renault engines.

Launched in 1961 the A110, like previous road-going Alpines, used many Renault parts, including engines. While its predecessor the A108 was designed around Dauphine components, the A110 was updated to use R8 parts. Unlike the A108, which was available first as a cabriolet and only later as a coupé, the A110 was available first as a Berlinette and then as a cabriolet. The most obvious external difference with the A108 coupé was restyled rear bodywork. Done to accommodate the A110's larger engine, this change gave the car a more aggressive look. Like the A108, the A110 featured a steel backbone chassis and a fiberglass body. The A110 was originally offered with 1.1 L R8 Major or R8 Gordini engines. The Gordini engine delivered 95 hp (71 kW) SAE at 6,500 rpm.



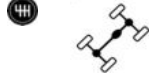









The car achieved international fame during the 1970–1972 seasons competing in the newly created International Championship for Manufacturers, winning several events around Europe, earning a reputation as one of the strongest rally cars of its time. Notable performances from the car included a victory in the 1971 Monte Carlo Rally with Swedish driver Ove Andersson.


 Description	 Engine	 Gearbox - Chassis		 Year	 Code Kit	 Code	 Code	 Code		 Code
<b>AUDI</b>										
<b>50</b>										
1.1 - 1.3	86		37 - 44 - 43 - 44 kW	74 > 80	<b>Y146</b>	8068	2786	7026	181	24
<b>80 I (80, 82, B1)</b>										
1.3	ZA - ZF		40 - 44 kW	72 > 78	<b>Y148</b>	8064	2785	7032	190	24
1.5	YJ - ZB - ZC		55 - 63 kW	72 > 76	<b>Y148</b>	8064	2785	7032	190	24
1.6	YN - YP		53 - 55 - 56 kW	75 > 78	<b>Y148</b>	8064	2785	7032	190	24
1.6 GLE - GLS	YH - YG			76 > 78	<b>Y149</b>	8030	2837	7032	200	24
1.6 GT - GTE	XX - YS		74 - 81 kW	76 > 78	<b>Y149</b>	8030	2837	7032	200	24
<b>80 II (81, 85, B2)</b>										
1.3	EP		44 kW	78 > 86	<b>Y148</b>	8064	2785	7032	190	24
1.3	EP	Reinforced	44 kW	78 > 86	<b>Y149</b>	8030	2837	7032	200	24
1.6	YT-YY-JU-WY-WZ		51 kW	78 > 81	<b>Y148</b>	8064	2785	7032	190	24
1.6	YT-YY-JU-WY-WZ	Reinforced	51 kW	78 > 81	<b>Y149</b>	8030	2837	7032	200	24
1.6	YP		63 kW	78 > 83	<b>Y148</b>	8064	2785	7032	190	24
1.6	DT - WV - YN		55 kW	78 > 86	<b>Y148</b>	8064	2785	7032	190	24
1.6	DT - WV - YN	Reinforced	55 kW	78 > 86	<b>Y149</b>	8030	2837	7032	200	24
1.6	SA		54 kW	86	<b>Y148</b>	8064	2785	7032	190	24
1.6 - 1.6 GLE	YG - YK - YZ - YH		61 kW	76 > 86	<b>Y149</b>	8030	2837	7032	200	24
1.6 D	JK - CR		40 kW	80 > 86	<b>Y148</b>	8064	2785	7032	190	24
1.6 D	JK - CR	Reinforced	40 kW	80 > 86	<b>Y149</b>	8030	2837	7032	200	24
1.6 TD	CY		51 kW	81 > 86	<b>Y149</b>	8030	2837	7032	200	24
1.6 TD	CY	Reinforced	51 kW	81 > 86	<b>Y235</b>	8030	2823	7032	210	24
1.7	WT		58 kW	80 > 83	<b>Y149</b>	8030	2837	7032	200	24
1.8	DS - JV - JN		66 - 68 kW	83 > 86	<b>Y235</b>	8030	2823	7032	210	24
1.8 - 1.8 GTE	DZ - SF - PV		65 - 81 - 82 kW	84 > 86	<b>Y235</b>	8030	2823	7032	210	24
1.8 CC - 1.8 GTE	NE-JV-PV-JN-DZ-MU		66 - 68 - 81 - 82 kW	84 > 86			2870	7032	228	24
1.9 CD	WE - JL - WN			81 > 83			2860	7032	216	24
2.0	JS - HP		85 kW	83 > 84			2860	7032	216	24
2.0	WE - JL - WN			83 > 84			2860	7032	216	24
2.0 Quattro	JS		85 kW	83 > 84			2870	7032	228	24
2.2 Quattro	KK - KL		100 kW	82 > 83			2860	7032	216	24
2.2 Quattro	KK - KL		100 kW	83 > 84			2870	7032	228	24
<b>80 III (89, 89Q, 8A, B3)</b>										
1.4 - 1.4 4	SD-RA-SB-SE-RNA		48 kW	86 > 88	<b>Y241</b>	8107	2851	7070	210	23
1.6	RN - JK - PP		51 - 55 kW	86 > 91	<b>Y241</b>	8107	2851	7070	210	23
1.6	SD-RA-SB-SE-RNA		75 kW	86 > 91	<b>Y241</b>	8107	2851	7070	210	23
1.6 Diesel	RN - JK - PP		40 kW	86 > 91	<b>Y241</b>	8107	2851	7070	210	23
1.6 Turbodiesel	SA-RA-SB-1Y-DZ		59 kW	88 > 91	<b>Y241</b>	8107	2851	7070	210	23
1.8 - S - E	SA-RA-SB-1Y-DZ		55 - 65 - 66 - 82 kW	86 > 91	<b>Y241</b>	8107	2851	7070	210	23
1.9 D	SA-RA-SB-1Y-DZ		50 kW	89 > 91	<b>Y241</b>	8107	2851	7070	210	23
1.8 E-S Quattro	SD-3A-DZ-NE-PM		65 - 66 kW	86 > 91			2880	7070	228	23
2.0 E	SD-3A-DZ-NE-PM		83 kW	88 > 90			2880	7070	228	23
2.0 - 2.0 E - 2.0 E Quattro 16V	3A - 6A - AAD		82 - 85 kW	88 > 91			2880	7070	228	23
<b>80 IV (8C, B4)</b>										
1.6 - 1.6 E	ABM-AAZ-ADA		52 - 74 kW	92 > 95	<b>Y241</b>	8107	2851	7070	210	23
1.9 TD	ABM-AAZ-ADA		55 kW	91 > 95	<b>Y241</b>	8107	2851	7070	210	23
1.9 TDI			66 kW	91 > 95			2880	7070	228	23
2.0	ABM-AAZ-ADA		66 kW	91 > 95	<b>Y241</b>	8107	2851	7070	210	23
2.0 - 2.0 E - 2.0 E Quattro 16V	ABK-ACE-6A-ADW		103 kW	91 > 94			2880	7070	228	23
2.3 E - 2.3 E Quattro	NG		98 kW	91 > 94			2880	7070	228	23
2.6 - 2.6 Quattro	ABC - ACZ		110 kW	92 > 94	<b>Y342</b>	8229	6088	7070	241	23
2.8 - 2.8 Quattro	AAH		128 kW	91 > 94	<b>Y342</b>	8229	6088	7070	241	23

 Description	 Engine	 Gearbox - Chassis		 Year	 Code Kit	 Code	 Code	 Code	 Code	 Code
<b>90 I (81, 85, B2)</b>										
1.6 TD	CY			85 -> 87	<b>Y149</b>	8030	2837	7032	200	24
1.6 TD	CY	Reinforced		84 -> 88	<b>Y235</b>	8030	2823	7032	210	24
2.0 - 2.0 Quattro	JL - JS - SK - HP		81 - 83 - 85 kW	84 -> 87			2860	7033	216	24
2.2 - 2.2 E Quattro	KX - KV - HY - JT		85 - 88 kW	84 -> 87			2870	7033	228	24
2.2 E Quattro	KV		100 kW	84 -> 87			9053	7033	228	24
<b>90 II (89, 89Q, 8A, B3)</b>										
1.6 TD	RA - SB		59 kW	87 -> 91	<b>Y241</b>	8107	2851	7070	210	23
1.8 E	DZ		82 kW	86 -> 91	<b>Y241</b>	8107	2851	7070	210	23
2.0	PS - KV - NG		85 kW	87 -> 91			2880	7070	228	23
2.0 20V - 2.3 20V	TA - NM		85 - 98 kW	88 -> 91				7070	228	23
2.2 E - 2.2 E Quattro	PS - KV - NG		100 kW	87 -> 91			2880	7070	228	23
2.3 E - 2.3 E Quattro	PS - KV - NG		98 kW	87 -> 91			2880	7070	228	23
<b>100 (C1)</b>										
1.6	YM		63 kW	74 -> 76	<b>Y149</b>	8030	2837	7032	200	24
<b>100 (44, 44Q, C3)</b>										
1.8	NP - DS - JW - SH		65 - 66 kW	88 ->	<b>Y241</b>	8107	2851	7070	210	23
1.8	NP - DS - JW - SH		65 - 66 kW	-> 87	<b>Y235</b>	8030	2823	7032	210	24
1.8	RS - DR		55 kW	82 -> 87	<b>Y235</b>	8030	2823	7032	210	24
1.8 KAT - Quattro KAT	PH - 4B	Chass. -> 44-J-200 099	66 kW	85 -> 90	<b>Y235</b>	8030	2823	7032	210	24
1.8 KAT - Quattro KAT	PH - 4B	Chass. 44-J-200 100 ->	66 kW	85 -> 90	<b>Y241</b>	8107	2851	7070	210	23
1.8 Quattro	NP - JW - SH		65 - 66 kW	-> 87			2870	7032	228	24
1.8 Quattro	NP - JW - SH		65 - 66 kW	88 ->			2880	7070	228	23
1.9	WH		74 kW	82 -> 84			2860	7032	216	24
2.0	KP - SL - WC - KZ		83 - 85 kW	84 -> 87			2870	7032	228	24
2.0 D	CN		51 kW	82 -> 88			2860	7032	216	24
2.0 D Turbo	PX - DE		64 kW	82 -> 88			9053	7032	228	24
2.0 D Turbo	NC		74 kW	88 -> 90			9053	7032	228	24
2.0 KAT	RT		85 kW	88 -> 90			2880	7070	228	23
2.1	KP - SL - WC - KZ		100 kW	82 -> 84			2870	7032	228	24
2.2	KU - HK		101 kW	-> 87			9053	7032	228	24
2.2	KU - HK		101 kW	88 ->			2880	7070	228	23
2.2	KP - SL - WC - KZ		79 - 85 - 96 kW	82 -> 84			2870	7032	228	24
2.2 E Quattro	PX - DE		88 kW	85 -> 86			9053	7032	228	24
2.2 KAT	KU - HK		101 kW	89 -> 90			2880	7070	228	23
2.2 Quattro	KU - NF		101 kW	-> 87			9053	7032	228	24
2.2 Quattro	KU - NF		101 kW	88 ->			2880	7070	228	23
2.2 Quattro KAT	AAR - KU - HX		101 kW	89 -> 90			2880	7070	228	23
2.2 Turbo - 2.2 E Turbo Quattro	MC		121 kW	88 ->			6151	7070	241	24
2.3 E - 2.3 E Quattro	AAR - KU - HX		98 kW	90			2880	7070	228	23
2.3 E - 2.3 E Quattro	KU - NF		100 kW	-> 87			9053	7032	228	24
2.3 E - 2.3 E Quattro	KU - NF		100 kW	88 ->			2880	7070	228	23
2.4 D	3D		60 kW	89 -> 91			2860	7070	216	24
2.5 TDI	1T		88 kW	89 -> 91			6151	7070	241	24


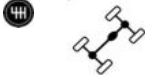






 Description	 Engine	 Gearbox - Chassis		 Year	 Code Kit	 Code	 Code	 Code	 Code	 Code
<b>100 (A4, C4)</b>										
1.6 4	AAE - AAB		74 kW	92 -> 94	<b>Y241</b>	8107	2851	7070	210	23
2.0	AAE - AAB		74 kW	90 -> 94	<b>Y241</b>	8107	2851	7070	210	23
2.0 E - 2.0 E Quattro 16V	ABK - ACE - AAD		85 kW	90 -> 94			2880	7070	228	23
2.3 - 2.3 E Quattro	AAR		98 kW	90 -> 94			2880	7070	228	23
2.4 D	AAS		60 kW	90 -> 94			2880	7070	228	23
2.5 TDI	AAT - ABP		85 kW				9211	7070	241	23
2.6 - 2.6 E Quattro	ACZ - ABC		102 - 110 kW	92 -> 94			6088	7070	241	23
2.8 E - 2.8 E Quattro	AAH		128 kW	-> 91			9211	7070	241	23
2.8 E - 2.8 E Quattro	AAH		128 kW	92 ->	<b>Y342</b>	8229	6088	7070	241	23
S4 Turbo Quattro	AAN		169 kW	91 -> 94	<b>Y342</b>	8229	6088	7070	241	23
<b>200 (44, 44Q)</b>										
2.1 5 E	WC		100 kW	83 -> 84			2870	7032	228	24
2.1 Turbo - 2.1 Turbo Quattro	KG - JV		125 - 134 kW	83 -> 88			6151	7032	241	24
2.2	KU		101 kW	84 -> 85			9053	7032	228	24
2.2 Turbo	KH		104 kW	83 -> 85			2870	7032	228	24
2.2 Turbo	MC	Chass. -> 44-J-000 000	121 kW	85 -> 91			6151	7032	241	24
2.2 Turbo	MC		121 kW	88 -> 91			6151	7070	241	24
2.2 Turbo Quattro	MC		121 kW	-> 87			6151	7032	241	24
2.2 Turbo Quattro	MC		121 kW	88 ->			6151	7070	241	24
2.2 Turbo - 2.2 E Turbo Quattro	2B - 1B		140 - 147 kW	88 -> 90			6151	7070	241	24
2.2 20V Turbo Quattro	3B		162 kW				6151	7070	241	24
<b>4000</b>										
1.6	YG -YK -YH			-> 80	<b>Y149</b>	8030	2837	7032	200	24
1.6 D	JK - CR			81 -> 83	<b>Y148</b>	8064	2785	7032	190	24
1.6 Turbo Diesel	WT - JN			82 -> 83	<b>Y149</b>	8030	2837	7032	200	24
1.7	WT - JN			80 -> 83	<b>Y149</b>	8030	2837	7032	200	24
1.8	MG - JN			83 ->	<b>Y235</b>	8030	2823	7032	210	24
2.2	WE			80 -> 84			2860	7032	216	24
2.2	KX			84 ->			2870	7032	228	24
2.2 Quattro	JT			83 ->			2870	7032	228	24
<b>A1 (8X_)</b>										
1.2 TFSI	CBZA		63 kW	10 ->			6114		218	28
1.4 TFSI			90 kW	10 ->		8182	6114		218	28
1.6 TDI	CAYB - CAYC		66 - 77 kW	10 ->			6118	7063	228	28
2.0 TDI	CFHB - CFHD		100 - 105 kW	11 ->			6101		241	23
<b>A2 (8Z0)</b>										
1.2 TDI	ANY		45 kW	01 -> 05			2780	7028	200	24
1.4	BBY - AUA		55 kW	00 -> 05	<b>Y299</b>	8178	6074	7092	200	28
1.4 TDI	AMF - BHC		55 kW	00 -> 05			6110	7063	215	28
1.4 TDI	ATL		66 kW	00 -> 05				7063	225	28
1.6 FSI	BAD		81 kW	02 -> 05	<b>Y310</b>	8182	6114	7092	218	28



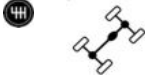










 Description	 Engine	 Gearbox - Chassis		 Year	 Code Kit	 Code	 Code	 Code			
<b>A3 (BL1)</b>											
1.6	AVU-AKL-APF-BFQ		74 - 75 kW	96 -> 03	<b>Y221</b>	8090	2825	2 pcs.	210	28	
1.8 - 1.8 Quattro	AGN - APG		92 kW	96 -> 03	<b>Y238</b>	8103	2760	7063	215	28	
1.8 T	ARZ - AQA - AGU	Chass. -> 8L-Y-175000	110 kW	96 -> 03	<b>Y217</b>	8110	6094	7063	218	28	
1.8 T	AJQ - AUQ - ARY	Chass. 8L-Y-175001 ->	110 kW	96 -> 03			6156	7063	225	28	
1.8 T Quattro	AJQ - AUQ - ARY	Chass. -> 8L-Y-175000	132 kW	98 -> 03	<b>Y217</b>	8110	6094	7063	218	28	
1.8 T Quattro	AJQ - AUQ - ARY	Chass. 8L-Y-175001 ->	132 kW	98 -> 03			6156	7063	225	28	
1.8 T Quattro	APP	-> Mot. 025197	132 kW	98 -> 03	<b>Y217</b>	8110	6094	7063	218	28	H013
1.8 T Quattro	APP	Mot. 025198 ->	132 kW	98 -> 03			6156	7063	225	28	H013
1.8 T Quattro	APP	6 speed	132 kW	98 -> 03	<b>Y296</b>	8172	6157	2 pcs.	241	23	H013
1.8 T Quattro	AJQ - ARI		132 kW	98 -> 03	<b>Y296</b>	8172	6157	2 pcs.	241	23	
1.9 TDI	AGR	Mot. -> 035000	66 kW	96 -> 01			6118	7063	228	28	
1.9 TDI	AGR	Mot. 035001 ->	66 kW	96 -> 01	<b>Y217</b>	8110	6094	7063	218	28	
1.9 TDI	AHF - ASV	Chass. -> 8L-Y-2000000	81 kW	97 -> 01	<b>Y217</b>	8110	6094	7063	218	28	
1.9 TDI	AXR - ATD		74 kW	00 -> 03			6118	7063	228	28	
1.9 TDI	AHF - ASV	ZF Version	81 kW	97 -> 01			6118	7063	228	28	
1.9 TDI	AHF - ASV	Chass. 8L-1-000001 ->	81 kW	97 -> 01			6156	7063	225	28	
1.9 TDI - 1.9 TDI Quattro	ASZ	-> Mot. 002 999	96 kW	00 -> 03			6101		241	23	H013
1.9 TDI - 1.9 TDI Quattro	ASZ	Mot. 003 000 ->	96 kW	00 -> 03	<b>Y288</b>	8162	6101	2 pcs.	241	23	H013
S3 Quattro	BAM		165 kW	01 -> 03	<b>Y296</b>	8172	6157	2 pcs.	241	23	H013
S3 Quattro	APY - AMK		154 kW	99 -> 02	<b>Y296</b>	8172	6157	2 pcs.	241	23	H013
<b>A3 (8P_)</b>											
1.4 FSI	CMSA - CAXC		90 kW	07 -> 12			6114		218	28	
1.6 FSI	BLF - BLP - BAG		85 kW	03 ->	<b>Y310</b>	8182	6114	7092	218	28	
<b>A4 (8D_, B5)</b>											
1.6	ALZ		75 kW	00 -> 01	<b>Y241</b>	8107	2851	7070	210	23	
1.6	AHL	-> Mot. 060000	74 kW	95 -> 01	<b>Y241</b>	8107	2851	7070	210	23	
1.6	AHL	Mot. 060001 ->	74 kW	95 -> 01	<b>Y005</b>	8112	6160	7070	210	23	
1.6	ADP	-> Mot. 170000	74 kW	95 -> 01	<b>Y241</b>	8107	2851	7070	210	23	
1.6	ADP	Mot. 170001 ->	74 kW	95 -> 01	<b>Y005</b>	8112	6160	7070	210	23	
1.6	ARM - ANA		74 kW	95 -> 01	<b>Y241</b>	8107	2851	7070	210	23	
1.8	AVV		95 kW	95 -> 00		8112		7070	228	23	
1.8 - 1.8 T	AFY-AVV-ARK-AEB		85 - 92 - 110 kW	95 -> 01	<b>Y097</b>	8112	6052	7070	228	23	
1.8 Quattro - 1.8 T Quattro	AFY-ARK-AEB-ANB		110 kW	95 -> 01	<b>Y097</b>	8112	6052	7070	228	23	
1.8 T - 1.8 T Quattro	AJL		132 kW	97 -> 01	<b>Y097</b>	8112	6052	7070	228	23	
1.9 Di	AFF		55 kW	-> 97			2880	7070	228	23	
1.9 Di	AFF		55 kW	98 ->	<b>Y309</b>	8112	6277	7070	228	23	
1.9 TDI	AJM		85 kW	00 -> 01	<b>Y334</b>	8219	6428	7070	228	23	
1.9 TDI	AHU	Chass. -> 8D-WA-014190	66 kW	95 -> 01	<b>Y343</b>	8228	2880	7070	228	23	
1.9 TDI	AHU - AHH	Chass. 8D-W-014191 ->	66 kW	95 -> 01	<b>Y309</b>	8112	6277	7070	228	23	
1.9 TDI	IZ		66 kW	95 -> 01	<b>Y343</b>	8228	2880	7070	228	23	
1.9 TDI - 1.9 TDI Quattro	AVG - AFN		81 kW	95 -> 01	<b>Y309</b>	8112	6277	7070	228	23	
1.9 TDI Quattro	ATJ		85 kW	00 -> 01			6113	7070	241	23	
2.4	AMM		120 kW	97 -> 01	<b>Y342</b>	8229	6088	7070	241	23	
2.4 - 2.4 Quattro	AML-ARJ-ALF-AGA		121 kW	97 -> 01	<b>Y342</b>	8229	6088	7070	241	23	
2.5 - 2.5 Quattro	AFB - AKN		110 kW	97 -> 01			6113	7070	241	23	
2.6 - 2.6 Quattro	ACZ - ABC - AAH		102 - 110 - 128 kW	95 -> 01	<b>Y342</b>	8229	6088	7070	241	23	
2.8 - 2.8 Quattro	ACK - ALG	Chass. -> 8D-W-240000	142 kW	96 -> 01	<b>Y342</b>	8229	6088	7070	241	23	
2.8 - 2.8 Quattro	ACK - ALG	Chass. 8D-W-240001 ->	142 kW	96 -> 01	<b>Y342</b>	8229	6088	7070	241	23	
2.8 - 2.8 Quattro	APR-AQD-ATX-AMX		142 kW	96 -> 01	<b>Y342</b>	8229	6088	7070	241	23	

 Description	 Engine	 Gearbox - Chassis	 Year	 Code Kit	 Code	 Code	 Code	 Code	 Code	 Code
<b>A4 (8E2, 8E5, B6)</b>										
1.6	ALZ		75 kW	00 -> 04	<b>Y005</b>	8112	6160	7070	210	23
1.8 T	BFB		120 kW	02 -> 04	<b>Y097</b>	8112	6052	7070	228	23
1.8 T - 1.8 T Quattro	AVJ - ALT		110 kW	00 -> 04	<b>Y097</b>	8112	6052	7070	228	23
1.8 T - 1.8 T Quattro	AMB		125 kW	01 -> 04		8112		7070	228	23
1.8 T - 1.8 T Quattro	BEX		140 kW	02 -> 04			6277	7070	228	23
1.8 T Quattro	BFB		120 kW	02 -> 04	<b>Y309</b>	8112	6277	7070	228	23
1.9 TDI	BKE	Chass. -> 8E-5-118 000	85 kW	00 -> 04	<b>Y334</b>	8219	6428	7070	228	23
1.9 TDI	AWX		96 kW	00 -> 04	<b>Y334</b>	8219	6428	7070	228	23
1.9 TDI	AVB		74 kW	01 -> 04	<b>Y309</b>	8112	6277	7070	228	23
2.0	AVJ - ALT		96 kW	00 -> 04	<b>Y097</b>	8112	6052	7070	228	23
2.0 FSI	AWA		110 kW	00 -> 04	<b>Y097</b>	8112	6052	7070	228	23
2.4	BDV - AMM		120 - 125 kW	01 -> 04	<b>Y342</b>	8229	6088	7070	241	23
2.4	BDV - AMM		120 - 125 kW	01 -> 04	<b>Y342</b>	8229	6088	7070	241	23
<b>A4 (8EC, 8ED)</b>										
1.6	ALZ		75 kW	04 -> 08	<b>Y005</b>	8112	6160	7070	210	23
1.8 T	BFB - ALT		120 kW	04 -> 08	<b>Y097</b>	8112	6052	7070	228	23
1.8 T Quattro	BFB		120 kW	04 -> 08	<b>Y309</b>	8112	6277	7070	228	23
2.0	BFB - ALT		96 kW	04 -> 08	<b>Y097</b>	8112	6052	7070	228	23
<b>A6 (4A, C4)</b>										
1.8 - 1.8 Quattro	ADR		92 kW	95 -> 97	<b>Y097</b>	8112	6052	7070	228	23
1.9 TDI	IZ - AHU		66 kW	94 -> 97			2880	7070	228	23
2.0	AAE		74 kW	94 -> 97	<b>Y241</b>	8107	2851	7070	210	23
2.0 - 2.0 16V Quattro	ABK - ACE - ADW		79 - 85 kW	94 -> 97			2880	7070	228	23
2.3 - 2.3 Quattro	AAR		98 kW	94 -> 95			2880	7070	228	23
2.6 - 2.6 Quattro	AEJ-ACZ-ACK-AAH		102 - 110 kW	94 -> 97			6088	7070	241	23
2.8 - 2.8 Quattro	AEJ-ACZ-ACK-AAH		120 - 128 - 142 kW	94 -> 97	<b>Y342</b>	8229	6088	7070	241	23
S6 Turbo Quattro	AAN		169 kW	94 -> 97	<b>Y342</b>	8229	6088	7070	241	23
<b>A6 (4B, C5)</b>										
1.8	AFY		85 kW	97 -> 05	<b>Y097</b>	8112	6052	7070	228	23
1.8 T - 1.8 T Quattro	ARK-AEB-ANB-APU		110 kW	97 -> 05	<b>Y097</b>	8112	6052	7070	228	23
1.8 T - 1.8 T Quattro	AJL		132 kW	97 -> 05	<b>Y097</b>	8112	6052	7070	228	23
1.9 TDI	AJM		85 kW	00 -> 05	<b>Y334</b>	8219	6428	7070	228	23
1.9 TDI	AWX		96 kW	01 -> 05	<b>Y334</b>	8219	6428	7070	228	23
1.9 TDI	AVG - AFN		81 kW	97 -> 10	<b>Y309</b>	8112	6277	7070	228	23
2.4	ARN - ASM - ALW		100 kW	98 -> 05			6088	7070	241	23
2.4	BDV - AMM - APZ		120 - 125 kW	98 -> 05			6088	7070	241	23
2.4 - 2.4 Quattro	APC-ARJ-AML-APZ		115 - 120 - 121 kW	97 -> 05			6088	7070	241	23
2.4 Quattro	BDV		125 kW	01 -> 05				7070	241	23
2.5 TDI - 2.5 TDI Quattro	AFB - AKN		110 kW	97 -> 05			6113	7070	241	23
2.8	AK - ALG	Chass. 4B-W-190 001 ->	142 kW	97 -> 05	<b>Y342</b>	8229	6088	7070	241	23
2.8	APR - AQD - AMX		142 kW	97 -> 05	<b>Y342</b>	8229	6088	7070	241	23
2.8	AGE		132 kW	97 -> 98	<b>Y342</b>	8229	6088	7070	241	23
2.8	AK - ALG	Chass. -> 4B-W-190 000	142 kW	97 -> 05	<b>Y342</b>	8229	6088	7070	241	23
2.8 - 2.8 Quattro	ATX		140 kW	99 -> 05	<b>Y342</b>	8229	6088	7070	241	23
2.8 Quattro	AGE-APR-ACK-ALG	Chass. -> 4B-W-190 000	132 - 142 kW	98 -> 05	<b>Y342</b>	8229	6088	7070	241	23
2.8 Quattro	AGE-APR-ACK-ALG	Chass. 4B-W-190 001 ->	132 - 142 kW	98 -> 05	<b>Y342</b>	8229	6088	7070	241	23
<b>A8 (4D2, 4D8)</b>										
2.5 TDI	AFB - AKN		110 kW	97 -> 00			6113	7070	241	23
2.8 - 2.8 Quattro	AEJ - AAH		120 - 128 kW	94 -> 96	<b>Y342</b>	8229	6088	7070	241	23
2.8 - 2.8 Quattro	AMX - APR - AQC		142 kW	94 -> 96	<b>Y342</b>	8229	6088	7070	241	23
S8 Quattro	AHC - AKH		250 kW	96 -> 99				7070	241	23



 Description	 Engine	 Gearbox - Chassis		 Year	 Code Kit	 Code	 Code	 Code	 Code	 Code
<b>CABRIOLET (8G7, B4)</b>										
1.8	ADR		92 kW	97 > 00	<b>Y097</b>	8112	6052	7070	228	23
1.9 TDI	IZ - AHU		66 kW	95 > 96			2880	7070	228	23
2.0 E - 2.0 16V	ABK - ACE		85 - 103 kW	93 > 98			2880	7070	228	23
2.3 E	NG		133 kW	91 > 94			2880	7070	228	23
2.6	ABC	-> Mot. 092599	110 kW	94 > 00			2870	7070	228	24
2.6	ABC	Mot. 092600 ->	110 kW	94 > 00	<b>Y342</b>	8229	6088	7070	241	23
2.6	ACZ		102 kW	95 > 00	<b>Y342</b>	8229	6088	7070	241	23
2.8	AAH		128 kW	92 > 00	<b>Y342</b>	8229	6088	7070	241	23
<b>COUPE' I (81, 85)</b>										
1.6	YN		55 kW	80 > 81	<b>Y148</b>	8064	2785	7032	190	24
1.8	DD	Chass. -> 85-C-109080	55 kW	81 > 83			2785	7032	190	24
1.8	DD	Chass. 85C109081 ->	55 kW	81 > 83	<b>Y149</b>	8030	2837	7032	200	24
1.8 GT	DZ - SF - PV		65-66-68-79 -82 kW	82 > 88	<b>Y235</b>	8030	2823	7032	210	24
1.8 GT	DS - JV		66 kW	82 > 88	<b>Y149</b>	8030	2837	7032	200	24
1.9	WE-JS-WN-HP		85 kW	80 > 83			2860	7032	216	24
2.0	WE-JS-WN-HP		83 - 85 kW	83 > 88			2860	7032	216	24
2.1 GT	WE-JS-WN-HP		79 kW	81 > 83			2860	7032	216	24
2.1 GT	KE - KL		96 kW	82 > 83			2860	7032	216	24
2.1 GT	KE - KL		96 kW	83 > 84			2870	7032	228	24
2.2 GT - 2.2 Quattro	KV-KX-NG-HY		85 - 88 - 100 kW	81 > 88			2870	7032	228	24
2.2 Quattro	KV - NG - HY		100 kW	84 > 88			9053	7032	228	24
2.3	KV-KX-NG-HY		100 kW	87 > 88			2870	7032	228	24
2.3 Quattro	KV - NG - HY		100 kW	84 > 88			9053	7032	228	24
<b>COUPE' II (89, 8B)</b>										
1.8	DZ		82 kW	89 > 91	<b>Y241</b>	8107	2851	7070	210	23
2.0	3A-ABK-6A-ACE		82 - 83 - 85 kW	89 > 96			2880	7070	228	23
2.0 16 V	3A-ABK-6A-ACE		101 - 103 kW	92 > 96			2880	7070	228	23
2.0 20V - 2.0 20V Quattro	NM - 7A		118 kW	89 > 91				7070	240	23
2.2 Quattro	KV - NG		100 kW	88 > 91			2880	7070	228	23
2.3	NG		98 - 100 kW	88 > 96			2880	7070	228	23
2.3 20V	NM - 7A		123 - 125 kW	89 > 91				7070	240	23
2.3 20V Quattro	7A		123 - 125 kW	88 > 96				7070	240	23
2.3 Quattro	KV - NG		98 - 100 kW	88 > 96			2880	7070	228	23
2.6 - 2.6 Quattro	AAH - ABC		110 kW	92 > 96	<b>Y342</b>	8229	6088	7070	241	23
2.8 - 2.8 Quattro	AAH - ABC		128 kW	91 > 96	<b>Y342</b>	8229	6088	7070	241	23
S2 Quattro	3B		162 kW	90 > 92			9211	7070	241	23
S2 Quattro	ABY		169 kW	92 > 96				7070	240	23
<b>QUATTRO (85)</b>										
2.1 Quattro	WX	Chass. -> 85-J-900 336		82 > 89			6151	7032	241	24
2.1 Quattro	WX	Chass. 85-J-900 337 ->		82 > 89			6151	7070	241	24
2.1 Turbo	WR - GV		147 kW	80 > 87			6151	7032	241	24
2.2 20V	RR		162 kW	89 > 91			6151	7070	241	24
2.2 Turbo	MB		147 kW	87 > 89			6151	7070	241	24

 Description	 Engine	 Gearbox - Chassis		 Year	 Code Kit	 Code	 Code	 Code		 Code
<b>TT (8N_)</b>										
1.8 T	BVP - BVR - AUM		110 - 120 - 140 kW	02 -> 06			6118	7063	228	28
1.8 T	BVP - BVR - AUM	LuK Version	110 - 120 - 140 kW	02 -> 06			6156	7063	225	28
1.8 T	AJQ-APP-ARY-AUQ		132 kW	98 -> 06			6118	7063	228	28
1.8 T	AJQ - AUQ	Chass. -> 8N-1-006 000	132 kW	98 -> 06	<b>Y217</b>	8110	6094	7063	218	28
1.8 T	AJQ - AUQ	Chass. 8N-1-006 001 ->	132 kW	98 -> 06			6156	7063	225	28
1.8 T	APP	-> Mot. 025 197	132 kW	98 -> 06	<b>Y217</b>	8110	6094	7063	218	28
1.8 T	APP	Mot. 025 198 ->	132 kW	98 -> 06			6156	7063	225	28
1.8 T Cabriolet	AUM		110 kW	01 -> 06			6118	7063	228	28
1.8 T Cabriolet	AUM	LuK Version	110 kW	01 -> 06			6156	7063	225	28
1.8 T Quattro	AJQ-ARY-BVR-APX		132 - 140 - 165 kW	98 -> 06	<b>Y296</b>	8172	6157	2 pcs.	241	23 H013

**AUSTIN see ROVER****AUTOBIANCHI**

<b>A 112</b>										
A112 0.9 - E			32 kW	69 -> 72	<b>Y015</b>	8006	0736	7007	160	20
A112 0.9 - Junior			31 - 33 kW	75 -> 85	<b>Y004</b>	8003	2757	7007	170	20
A112 1.0 - Elite - LX			35 kW	76 -> 78	<b>Y004</b>	8003	2757	7007	170	20
A112 1.0 Abarth			43 kW	71 -> 75	<b>Y015</b>	8006	0736	7007	160	20
A112 1.05 Abarth			51 kW	74 -> 85	<b>Y004</b>	8003	2757	7007	170	20

<b>Y10</b>										
1.0 - 1.0 ie - 1.0 4WD	156A2	C501 - 5M	33 - 37 kW	85 -> 92	<b>Y004</b>	8003	2757	7007	170	20
1.05 - 1.05 Turbo	156A	5M	40 - 63 kW	89 -> 92	<b>Y040</b>	8019	2629	7007	181	20
1.1 ie - 1.1 ie 4WD	156C	5M	37 - 40 kW	89 -> 92	<b>Y040</b>	8019	2629	7007	181	20
1.1 ie - 1.1 ie 4WD	156C	5M	37 - 40 kW	92 -> 95	<b>Y037</b>	8020	6265	7052	180	20
1.3 ie GT	146A5.046 - 156B	5M	54 kW	89 -> 92	<b>Y040</b>	8019	2629	7007	181	20

**BERTONE**

<b>FREECLIMBER</b>										
2.4 TD				89 -> 93			6126		228	21

**BMW - Motorcycle**

<b>HP Series</b>										
HP2 Enduro							6272		181	17
HP2 Megamoto							6272		181	17
<b>K Series</b>										
K 1			73 kW	89 -> 93			2520		181	24
K 75				85 -> 96			2519		165	24
K 75 / 2				89 -> 96			2519		165	24
K 75 C				85 -> 88			2519		165	24
K 75 RT				89 -> 96			2519		165	24
K 75 S				86 -> 95			2519		165	24
K 100				83 -> 88			2520		181	24
K 100 / 2				87 -> 90			2520		181	24
K 100 LT			66 kW	86 -> 91			2520		181	24
K 100 RS			73 kW	90 -> 92			2520		181	24
K 100 RS - RT			73 kW	84 -> 90			2520		181	24
K 1100 LT				89 ->			2520		181	24
K 1100 RS				92 -> 96			2520		181	24
K 1200 LT				98 ->			6271		181	17

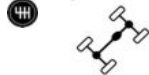


 Description	 Engine	 Gearbox - Chassis		 Year	 Code Kit	 Code	 Code	 Code	 Code	 Code
<b>R Boxer Series</b>										
R 45				80 > 88			2523		165	34
R 45				78 > 80			2522		160	34
R 50 - 60 - 69 - S				69			6495		181	10
R 50 / 5 - 60 / 5				69 > 73			2524		181	34
R 60 / 6				73 > 76			2524		181	34
R 60 / 7				76 > 80			2524		181	34
R 60 T				78 > 80			2524		181	34
R 65				78 > 80			2522		160	34
R 65 - RT				85 > 97			2523		165	34
R 75 T				78 > 80			2524		181	34
R 75 / 5 - 75 / 6				69 > 76			2524		181	34
R 75 / 7				76 > 80			2524		181	34
R 80				84 > 97			2523		165	34
R 80 GS - PD				87 > 97			2523		165	34
R 80 N - NT				80 > 97			2523		165	34
R 80 RT				82 > 97			2523		165	34
R 80 TN - TS				78 > 80			2524		181	34
R 80 / 7 N - S				77 > 80			2524		181	34
R 90 / 6 - S				73 > 76			2524		181	34
R 100 S - RS - RT - T				76 > 80			2524		181	34
R 100 CS - RS - RT - T				80 > 87			2523		165	34
R 100 GS - PD - RS - RT				87 > 97			2523		165	34
R 259 C Cruiser				97 >			6050		165	17
R 259 S				98 >			6049		165	17
R 850 C Cruiser				97 >			6050		165	17
R 900 RT							6272		181	17
R 1150 GS				98 >			6049		165	17
R 1200 C Cruiser				97 >			6050		165	17
R 1200 R - S - GS - RT - ST							6272		181	17



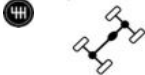







**BMW****SERIE 3 - E21**

315	M10 B16		55 kW	81 > 84	<b>Y086</b>	8043	2790	7029	215	10
316	M10B16-B18-20		66 kW	75 > 82	<b>Y086</b>	8043	2790	7029	215	10
318	M10B16-B18-20		72 kW	75 > 80	<b>Y086</b>	8043	2790	7029	215	10
318 i	M10B18		77 kW	79 > 82	<b>Y086</b>	8043	2790	7029	215	10
320	M10B16-B18-20		80 kW	75 > 78	<b>Y086</b>	8043	2790	7029	215	10
320 / 6	M20B20		90 kW	77 > 82			2881	7122	228	10
320 i			81 kW	75 > 82	<b>Y086</b>	8043	2790	7029	215	10
320 i	M10B20		92 kW	78 > 84			2881	7122	228	10
323 i	M10B23		105 kW	78 > 82			2881	7122	228	10



 Description	 Engine	 Gearbox - Chassis		 Year	 Code Kit	 Code	 Code	 Code	 Code	 Code
<b>SERIE 3 - E30</b>										
315	M10B16		55 kW	82 > 91	<b>Y086</b>	8043	2790	7029	215	10
316 - 316 Ecotronic	M10B18		66 kW	82 > 90	<b>Y086</b>	8043	2790	7029	215	10
316 i	M40		73 - 75 kW	87 > 91	<b>Y275</b>	8154	2790	7029	215	10
316 i KAT	M10B18			87 > 88	<b>Y086</b>	8043	2790	7029	215	10
318 i	M40		85 kW	87 > 91	<b>Y275</b>	8154	2790	7029	215	10
318 i - 318 is	M40B18-M42B18		83 kW	87 > 91	<b>Y275</b>	8154	2790	7029	215	10
318 i - 318 USA	M10B18		75 - 77 kW	84 > 88	<b>Y086</b>	8043	2790	7029	215	10
320 i	M20B20		92 kW	> 84			2881	7122	228	10
320 i	M20B20		92 - 95 - 110 kW	84 > 91			2881	7029	228	10
323 i	M20B23		110 kW	> 84			2881	7122	228	10
323 i	M20B23		102 kW	82 > 86			2881	7122	228	10
323 i	M20B23		110 kW	84 > 86			2881	7029	228	10
324 d	M21D24W		63 kW	86 > 91				7029	215	10
324 td	M21D24WA		85 kW	87 > 91	<b>Y215</b>	8145	6152	7029	228	10
325 e 2.7	M20B27		90 kW	83 > 86			2881	7029	228	10
325 e 2.7	M20B27		90 kW	86 > 88	<b>Y215</b>	8145	6152	7029	228	10
325 i - 325 X	M20B25		125 - 126 kW	86 > 91			2881	7029	228	10
M3 2.3	S14B23		143 - 147 - 158 kW	86 > 91				7029	228	10
<b>SERIE 3 - E36</b>										
316 i	M43B16		73 - 75 kW	90 > 93	<b>Y275</b>	8154	2790	7029	215	10
318 i - 318 is	M40B18		83 - 85 - 100 Kw	90 > 93	<b>Y275</b>	8154	2790	7029	215	10
318 is - 318 tds	M41D18		103 kW	95 > 98				7029	215	10
320 i	M50	Without A/C	110 kW	90 > 99			2881	7029	228	10
320 i	M50 - M52	With A/C	110 kW	90 > 99	<b>Y215</b>	8145	6152	7029	228	10
323 i 2.5	M52B25		125 kW	95 > 98	<b>Y215</b>	8145	6152	7029	228	10
325 i	M52B25		141 kW	90 > 95	<b>Y215</b>	8145	6152	7029	228	10
325 td - tds	M51D25		85 - 105 kW	91 > 98	<b>Y215</b>	8145	6152	7029	228	10
328 i	M52B28		142 kW	95 > 98				7029	240	10
M3 3.0 - 3.2	S50B30-B32		210 - 236 kW	94 > 95				7029	240	10
<b>SERIE 3 COMPACT - E36</b>										
316 i - 316 g	M43B16		75 kW	94 > 00	<b>Y275</b>	8154	2790	7029	215	10
318 tds	M41D14		66 kW	95 > 00				7029	215	10
318 ti	M44B19-M42B18	Without A/C	103 kW	94 > 00	<b>Y275</b>	8154	2790	7029	215	10
318 ti	M44B19-M42B18	With A/C	103 kW	94 > 00				7029	215	10
323 ti	M52B25		125 kW	97 > 00	<b>Y215</b>	8145	6152	7029	228	10
<b>SERIE 3 - E46</b>										
316 i - 316 Ci			77 kW	98 > 03			6086		228	10
318 i - 318 Ci			87 kW	98 > 01			6086		228	10
<b>SERIE 5 - E12</b>										
518	M10B18		66 kW	74 > 81	<b>Y086</b>	8043	2790	7029	215	10
520	M10B20		85 - 96 kW	75 > 81			2881	7122	228	10
525	M30B25		107 - 110 kW	73 > 81			2847		241	10
528	M30B28		121 - 130 kW	75 > 88			2847		241	10
530 i			129 kW	74 > 78			2847		241	10
535				80 > 81			2847		241	10

 Description	 Engine	 Gearbox - Chassis	 Year	 Code Kit	 Code	 Code	 Code	 Code	 Code	 Code
<b>SERIE 5 - E28</b>										
518	M10B18	4 - 5 Speed	66 kW	81 -> 84	<b>Y086</b>	8043	2790	7029	215	10
518 i	M10B18	4 - 5 Speed	77 kW	83 -> 87	<b>Y086</b>	8043	2790	7029	215	10
520 i	M10B20		92 kW	-> 84			2881	7122	228	10
520 i	M10B20		92 kW	84 ->			2881	7029	228	10
520 i	M10B20		95 kW	85 -> 87			2881	7029	228	10
524 d	M21D24W	5M	63 kW	86 -> 87				7029	215	10
524 td			85 kW	83 -> 87	<b>Y215</b>	8145	6152	7029	228	10
525 e	M20B27		90 - 92 - 95 kW	-> 86			2881	7029	228	10
525 e	M20B27		90 - 92 - 95 kW	86 -> 87	<b>Y215</b>	8145	6152	7029	228	10
525 i	M30B28		110 kW	81 -> 87			2881	7122	228	10
528 e ( USA )			95 kW	81 -> 86			2881	7029	228	10
528 e ( USA )			95 kW	86-> 88	<b>Y215</b>	8145	6152	7029	228	10
528 i	M30B28		135 kW	81 -> 87			2881	7122	228	10
533 i ( USA )				82 -> 88			2847	7029	241	10
535 i	M30B35		136 - 141 - 160 kW	85 -> 87			2847	7029	241	10
M5 3.5	S38B35		211 kW	85 -> 87				7029	240	10
<b>SERIE 5 - E34</b>										
518 i	M43B18 - M40B18	Without A/C	83 - 85 kW	89 -> 95	<b>Y275</b>	8154	2790	7029	215	10
518 i	M43B18 - M40B18	With A/C	83 - 85 kW	89 -> 95				7029	215	10
520 i	M20B20		95 kW	88 -> 91			2881	7029	228	10
520 i 24V	M50B	Without A/C	110 kW	89 -> 95			2881	7029	228	10
520 i 24V	M50B	With A/C	110 kW	89 -> 95	<b>Y215</b>	8145	6152	7029	228	10
524 td	M21D24		85 kW	88 -> 95	<b>Y215</b>	8145	6152	7029	228	10
525 i	M20B25		125 kW	88 -> 90			2881	7029	228	10
525 i 24V	M50B25		141 kW	89 -> 90			2881	7029	228	10
525 i 24V	M50B25		141 kW	91 -> 95	<b>Y215</b>	8145	6152	7029	228	10
525 td - tds	M51D25		85 - 105 kW	91 -> 95	<b>Y215</b>	8145	6152	7029	228	10
530 i - 535 i	M30B30 - B35		138 - 155 kW	88 -> 95				7029	240	10
530 i V8	M60		160 kW	92 -> 95			6419	7029	240	10
540 i V8	M60B40		210 kW	92 -> 95				7029	265	10
M5 3.6	S38B36		232 kW	88 -> 92				7029	240	10
<b>SERIE 5 - E39</b>										
520 i	M52B20		110 kW	96 -> 97	<b>Y215</b>	8145	6152	7029	228	10
523 i	M52B25		125 kW	95 -> 97	<b>Y215</b>	8145	6152	7029	228	10
525 td	M51D25		85 kW	97	<b>Y215</b>	8145	6152	7029	228	10
528 i	M52B28		142 kW	95 -> 00				7029	240	10
535 i	M62B35		173 kW	96 -> 99				7029	240	10
540 i	M62B44		210 kW	96 -> 03				7029	265	10
<b>SERIE 6 - E24</b>										
628 CSi	M30B28		135 kW	79 -> 87			2847	7122	241	10
630 CS	M30B30		135 - 136 kW	76 -> 79			2847	7029	241	10
630 CSi - 633 CSi ( USA )			129 kW	76 -> 84			2847	7029	241	10
633 CSi	M30B32		145 - 147 kW	78 -> 84			2847	7029	241	10
635 CSi	M30B35		160 kW	-> 83			2847	7029	241	10
635 CSi	M30B35		160 kW	83 -> 87			2847	7029	241	10
635 CSi	M30B35		136 - 141 kW	85 -> 87			2847	7029	241	10
635 CSi	M30B35		160 kW	87 ->			2847	7029	241	10
635 CSi	M30B35		155 kW	87 -> 89			2847	7029	241	10
635 CSi	M30B35		136 - 141 kW	88 -> 90			2847	7029	241	10

 Description	 Engine	 Gearbox - Chassis	 Year	 Code Kit	 Code	 Code	 Code	 Code	 Code	
<b>SERIE 7 - E23</b>										
728	M30B28		125 kW	77 -> 86			2847	7029	241	10
728 i	M30B28		135 kW	-> 84			2847	7122	241	10
728 i	M30B28		135 kW	84 ->			2847	7029	241	10
730	M30B30		135 kW	77 -> 79			2847	7029	241	10
733 i	M30B32		145 kW	-> 83			2847	7029	241	10
733 i	M30B32		145 kW	83 ->			2847	7029	241	10
735 i	M30B35		160 kW	-> 83			2847	7029	241	10
735 i	M30B35		160 kW	83 ->			2847	7029	241	10
735 i	M30B35		136 - 141 kW	85 -> 86			2847	7029	241	10
<b>SERIE 7 - E32</b>										
730 i - iL	M30B30		138 - 145 kW	86 -> 87			2847	7029	241	10
730 i - iL	M30B30		138 - 145 kW	87 -> 94				7029	241	10
730 i - iL V8	M60B30		160 kW	92 -> 94			6419	7029	240	10
735 i - iL	M30B35		155 - 162 kW	86 -> 87			2847	7029	241	10
735 i - iL	M30B35		155 - 162 kW	87 -> 92				7029	241	10
<b>SERIE 7 - E38</b>										
725 tds	M51D25		105 kW	96 -> 01				7029	241	10
728 i - iL	M52B28		142 kW	94 -> 97				7029	241	10
730 i - iL	M60B30		155 - 160 kW	94 -> 01				7029	241	10
740 i - iL	M60B40		210 kW	94 -> 01				7029	266	10
740 i - iL	M62B44		210 kW	96 -> 01				7029	266	10
<b>SERIE 8 - E31</b>										
840 i	M60		210 kW	93 -> 96				7029	241	10
840 Ci	M62B44		210 kW	96				7029	241	10
<b>Z1</b>										
2.5	M20B25		125 kW	88 -> 92			2881	7029	228	10
<b>Z3</b>										
1.8	M43B18		85 kW	95 -> 98				7029	215	10
1.9	M44B19		103 kW	95 -> 99				7029	228	10
M 3.2	S50B32		236 kW	97 -> 01				7029	240	10



The BMW 5 Series is an executive car manufactured by BMW since 1972. It is the successor to the New Class Sedans and is currently in its seventh generation.

Initially, the 5 Series was only available in a sedan body style. The wagon/estate body style (called "Touring") was added in 1991 and the 5-door fastback (called "Gran Turismo") was produced from 2009 to 2017.

The first generation of 5 Series was powered by naturally aspirated inline-4 and straight-6 petrol engines. Following generations have been powered by inline-4, straight-6, V8 and V10 engines with both natural aspiration and turbocharging. Since 1982, diesel engines have been included in the 5 Series range.



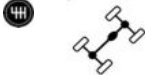









 Description	 Engine	 Gearbox - Chassis		 Year	 Code Kit	 Code	 Code	 Code	 Code	 Code
<b>CHEVROLET</b>										
<b>AVEO</b>										
1.2	LQ5		53 kW	06 -> 07			6297	7014	184	18
1.2			51 - 63 kW	11 ->	<b>Y321</b>	8034	2720	2 pcs.	200	14
1.4	F14D3 - D4		69 - 74 kW	08 ->	<b>Y527</b>	8192	2858	7014	215	24
1.4			74 kW	11 ->	<b>Y321</b>	8034	2720	2 pcs.	200	14
<b>CRUZE</b>										
1.4			74 kW	13 ->			9351		205	14
1.6			83 kW	09 ->					225	24
1.8			104 kW	09 ->					225	24
<b>EPICA</b>										
2.0	T20SED-X20D1		85-94-96-98-105 kW	05 ->				7014		
<b>EVANDA</b>										
2.0	x 20SED		96 kW	05 ->			6083	7014	225	24
<b>KALOS</b>										
1.2 i	B12S1	5M	53 kW	05 ->			6297	7014	184	18
1.4	F14S3	5M	61 kW	05 ->			2858	7014	215	24
1.4 16V	F14D3	5M	68 kW	05 ->	<b>Y527</b>	8192	2858	7014	215	24
<b>LACETTI</b>										
1.4 16V - 1.6	F16D3-F14D3		70 - 80 kW	05 ->			6300		215	24
1.8	T18SED		89 - 90 kW	05 ->	<b>Y528</b>	8192	6300	2 pcs.	215	24
2.0 D			89 kW	07 ->					240	23
<b>MATIZ</b>										
0.8			38 kW	05 ->	<b>Y555</b>	8214	6426	7142	181	18
1.0	B10S - S1		47 - 49 kW	05 ->			6297	7142	184	18
<b>NIVA (2123)</b>										
Chevy Niva 2123	VAZ-2123		58 kW	03 ->			6235		215	20
<b>NUBIRA</b>										
1.4 - 1.6	F16D3-F14D3		70 - 80 kW	05 ->			2858		215	24
1.8	T18SED		89 - 90 kW	05 ->	<b>Y528</b>	8192	6300	2 pcs.	215	24
<b>OPTRA</b>										
1.4 - 1.6	F16D3			03 -> 08			2858		215	24
1.8	T18SED			03 -> 08			2858		215	24
<b>REZZO</b>										
1.6	A16DMS	5M	77 - 79 kW	05 ->	<b>Y527</b>	8192	2858	7014	215	24
2.0	T20SED		89 - 90 kW	05 ->			6083	7014	225	24
<b>SPARK</b>										
1.0	LA2 - B10S		46 kW	05 ->			6297	7142	184	18
<b>SPARK (M300)</b>										
1.0			48 - 50 kW	10 ->				7142	190	18
1.2			60 kW	10 ->				7142	190	18
<b>TRAX</b>										
1.4 - 1.4 AWD	LUJ		103 kW	12 ->						H001
1.7 TD - 1.7 TD AWD	LUD		96 kW	12 ->						H001





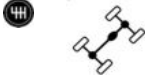








The production of Daewoo Matiz started in 1998 and it was sold in South Korea and many European markets with the code name M100. The exterior design is based on the Lucciola, a 1993 Fiat Cinquecento concept by Italdesign Giugiaro which had been rejected by Fiat.



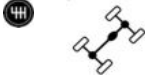








The 0.8-litre gasoline engine and the transmission were carryovers from the Daewoo Tico, but it was now using a multipoint injection fuel system.



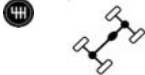









Engineering was carried out at Daewoo's Worthing Technical Centre in England. The car became the best selling Daewoo model in Europe and in India for the next four years.

 Description	 Engine	 Gearbox - Chassis		 Year	 Code Kit	 Code	 Code	 Code			
<b>CITROEN</b>											
<b>11</b>											
11 Traction AV - all models				46 > 57			0685		215	8	
<b>2 CV</b>											
425	A79/0		15 kW	69 > 72			0470	7038	160	18	
435	A79/1		18 kW	69 > 72			0470	7038	160	18	
602	A06		21 - 26 kW	68 > 83			0470	7038	160	18	
602	A06		26 kW	82 > 90	<b>Y016</b>	8008	2229	7040	160	18	
<b>ACADIANE</b>											
600	M28/1		22 - 23 kW	70 > 82			0470	7038	160	18	
600	M28/1		22 - 23 kW	82 > 90	<b>Y016</b>	8008	2229	7040	160	18	
<b>AMI 6</b>											
600	M28		26 kW	68 > 82			0470		160	18	
<b>AMI 8</b>											
600	M28		26 kW	68 > 82			0470		160	18	
1000	G10/613		41 kW	74 > 76	<b>Y024</b>	8009	0375	7002	181	21	
<b>AX</b>											
1.0	Eng. -> 7602		30 - 33 - 37 kW	86 > 94	<b>Y131</b>	8009	2671	7005	181	18	
1.0	Eng. 7603 >		30 - 33 - 37 kW	86 > 94	<b>Y020</b>	8014	2937	7006	181	18	
1.1	Eng. -> 7602	MA4/5	40 - 44 kW	86 > 94	<b>Y020</b>	8014	2937	7006	181	18	
1.1	Eng. 7603 >		40 - 44 kW	86 > 97	<b>Y131</b>	8009	2671	7005	181	18	
1.3 Sport	M4A		70 kW	87 > 91	<b>Y131</b>	8009	2671	7005	181	18	
1.4	Eng. -> 7602	MA5	44 - 49 - 55 - 62 kW	86 > 92	<b>Y020</b>	8014	2937	7006	181	18	
1.4	Eng. 7603 >	MA5	44 - 49 - 55 - 62 kW	86 > 97	<b>Y131</b>	8009	2671	7005	181	18	
1.4 GTi	KFY - KFZ	MA5	66 - 69 - 74 kW	91 > 96	<b>Y131</b>	8009	2671	7005	181	18	
1.4 D	TUD3Y	MA5	37 - 38 kW	88 > 97	<b>Y025</b>	8011	2646	7005	181	18	
1.4 4			55 kW	91 > 96	<b>Y131</b>	8009	2671	7005	181	18	
1.5 D	TUD5		40 kW	94 > 97	<b>Y298</b>	8174	6084	7005	181	18	
<b>AXEL</b>											
11 R	G11	437	42 kW	84 > 90	<b>Y024</b>	8009	0375	7002	181	21	
12 TRS	T13	20229	45 kW	84 > 90	<b>Y024</b>	8009	0375	7002	181	21	
1301	T13	20229	45 kW	84 > 90	<b>Y024</b>	8009	0375	7002	181	21	
<b>BERLINGO 96 &gt; 02</b>											
1.1 i - 1.1 i GPL	TU1	MA/4 - MA/5	44 kW	01 > 02	<b>Y301</b>	8179	6355	7006	200	18	
1.1 i - 1.1 i GPL	TU1	MA/4 - MA/5	44 kW	96 > 01	<b>Y073</b>	8021	2938	7006	200	18	
1.4 i - 1.4 i GPL	TU3	MA/5	52 - 55 kW	96 > 01	<b>Y073</b>	8021	2938	7006	200	18	
1.4 i - 1.4 i GPL	TU3	MA/5	52 - 55 kW	96 > 01	<b>Y301</b>	8179	6355	7006	200	18	
1.6 i 16V	TU5	BE4/5B	81 kW	00 > 02	<b>Y300</b>	8179	6355	7073	200	18	
1.8 D	XUD7	BE3/5	44 kW	96 > 98	<b>Y192</b>	8028	2489	7005	200	18	
1.8 D	XUD7	BE3/5	44 kW	98 > 02	<b>Y068</b>	8106	2489	7006	200	18	
1.8 i	XU.7	BE4/5	66 kW	97 > 98	<b>Y192</b>	8028	2489	7005	200	18	
1.8 i	XU.7	BE4/5	66 kW	98 > 02	<b>Y048</b>	8028	2489	7006	200	18	
1.9 D	XUD9A	BE3/5	50 - 52 kW	96 > 98	<b>Y192</b>	8028	2489	7005	200	18	
1.9 D	XUD9A	BE3/5	50 - 52 kW	98 > 02	<b>Y068</b>	8106	2489	7006	200	18	
1.9 D	DWB	BE3/5	52 kW	98 > 02	<b>Y068</b>	8106	2489	7006	200	18	
2.0 HDI 90	DW10TD	BE3/5R	66 kW	99 > 02	<b>Y220</b>	8113	6059	7006	228	18	
<b>BERLINGO 02 &gt; 08</b>											
1.1 i	TU1	MA/5S	44 kW	02 > 05	<b>Y301</b>	8179	6355	7006	200	18	
1.4 i - 1.4 i GPL	TU3A	MA/5L	48 - 55 kW	02 > 08	<b>Y301</b>	8179	6355	7006	200	18	
1.6 i 16V	TU5	BE4/5J	81 kW	02 > 08	<b>Y300</b>	8179	6355	7073	200	18	
1.6 HDi 16V	DV6ATED	BE4/5L	52 kW	02 > 08			6161	7073	225	18	
1.9 D - 1.9 4WD	DW8B	BE4/5L	52 kW	02 > 08	<b>Y318</b>	8106	2675	7073	200	18	
2.0 HDi - 2.0 HDi 4WD	DW10TD	BE4/5L	66 kW	02 > 08	<b>Y198</b>	8113	6059	7073	228	18	



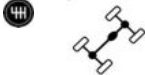









 Description	 Engine	 Gearbox - Chassis	 Year	 Code Kit	 Code	 Code	 Code	 Code	 Code	 Code
<b>BERLINGO 08 -&gt;</b>										
1.6 HDi 16V	DV6ATED	BE4/5L	55 - 56 kW	08 ->			6161	7073	225	18
1.6 HDi 16V			66 kW	08 ->	<b>Y328</b>	8216	6427	7073	230	18
1.6 HDi 16V	DV6ATED	BE4/5L	81 kW	08 ->			6161	7073	225	18
1.6 i 16V	TU5	BE4/N	66 - 81 kW	08 ->	<b>Y300</b>	8179	6355	7073	200	18
1.6 VTi 95	5FS		72 kW	10 ->			6059		228	18
1.6 VTi 120	5FK		88 kW	09 ->			6059		228	18
<b>BX</b>										
1.1	XW7B2	BE1/4	42 kW	82 -> 88	<b>Y023</b>	8009	1712	7004	181	20
1.1	TU1	CA14	40 kW	88 -> 91	<b>Y131</b>	8009	2671	7005	181	18
1.4 - 1.4 i	XY6C	BE1/4	44 -> 52 kW	82 -> 88	<b>Y023</b>	8009	1712	7004	181	20
1.4 - 1.4 i - 1.4 GPL	TU3	BE3/4	46 - 59 kW	88 -> 94	<b>Y131</b>	8009	2671	7005	181	18
1.6 - 1.6 i - 1.6 GPL	171/A	BE1/4	54 - 85 kW	82 -> 89	<b>Y072</b>	8028	2489	7025	200	18
1.6 - 1.6 i - 1.6 GTI	171/A	M5	54 - 85 kW	89 -> 94	<b>Y192</b>	8028	2489	7005	200	18
1.7 Diesel	XUD7	-> 4529	44 kW	84 -> 89	<b>Y072</b>	8028	2489	7025	200	18
1.7 Diesel	XUD7	4529 ->	44 kW	89 -> 94	<b>Y192</b>	8028	2489	7005	200	18
1.7 Turbo Diesel	XUD7TE/K	BE3/5	66 kW	88 -> 93	<b>Y057</b>	8047	2668	7005	215	18
1.9 - 1.9 i	XU9	BE1/5	70 - 93 kW	84 -> 89	<b>Y072</b>	8028	2489	7025	200	18
1.9 - 1.9 i	XU9	CJ - CL	70 - 93 kW	89 -> 94	<b>Y192</b>	8028	2489	7005	200	18
1.9 4WD	XUD9A/K	2EK12	52 kW	86 -> 87	<b>Y101</b>	8047	2637	7005	215	18
1.9 4WD	XU92C	BE3/5	79 kW	89 -> 94	<b>Y192</b>	8028	2489	7005	200	18
1.9 D	XUD9	BE3/5	52 kW	83 -> 89	<b>Y072</b>	8028	2489	7025	200	18
1.9 D	XUD9	BE3/5	52 kW	89 -> 94	<b>Y192</b>	8028	2489	7005	200	18
1.9 i 16S - 1.9 4WD	XU9	BN - BP	79 - 118 kW	87 -> 94	<b>Y101</b>	8047	2637	7005	215	18
<b>C 1</b>										
1.0	1KR-FE		50 kW	05 ->	<b>Y325</b>	8197	6099	7111	190	19
1.4 HDi	DV4D	C550	40 kW	05 ->				7111	200	19
<b>C 2</b>										
1.1 i	TU1A	MA4/5	44 kW	03 ->	<b>Y189</b>	8014	2937	7073	181	18
1.4 HDi			50 kW	03 ->	<b>Y327</b>	8215	6355	7073	200	18
1.4 i	TU3A	MA/5P	54 - 55 kW	03 ->	<b>Y189</b>	8014	2937	7073	181	18
1.4 i 16V	ET3J4	MA/5P	65 kW	05 ->	<b>Y301</b>	8179	6355	7006	200	18
1.6 i 16V	TU5JP4/L4	MA/5	80 kW	03 ->	<b>Y301</b>	8179	6355	7006	200	18
1.6 i 16V	TU5JP4/L5	MA/5	80 kW	03 ->	<b>Y300</b>	8179	6355	7073	200	18
1.6 i VTS	TU5JP4/L5	MA/5	81 - 92 kW	05 ->	<b>Y193</b>	8115	9286	7006	200	18
<b>C 3 I</b>										
1.1 i	TU1A	MA/5	44 kW	02 ->	<b>Y189</b>	8014	2937	7073	181	18
1.4 HDi	DV4TD	MA/5	50 kW	02 ->	<b>Y327</b>	8215	6355	7073	200	18
1.4 HDi 16V	DV4TED4	MA/5	66 kW	02 ->	<b>Y198</b>	8113	6059	7073	228	18
1.4 i	TU3A	MA/5	48 - 54 kW	02 ->	<b>Y189</b>	8014	2937	7073	181	18
1.4 i 16V	ET3J4	MA/5	65 - 66 kW	02 ->	<b>Y301</b>	8179	6355	7006	200	18
1.6 16V			66 kW	05 ->	<b>Y328</b>	8216	6427	7073	230	18
1.6 i 16V	DV6TED4		66 kW	02 ->			6161	7073	225	18
1.6 i 16V	TU5JP4	MA/5	80 kW	02 ->	<b>Y300</b>	8179	6355	7073	200	18
1.6 i 16V	DV6TED4		80 kW	02 ->			6161	7073	225	18
<b>C 3 II</b>										
1.4 HDi 70			50 kW	09 ->	<b>Y327</b>	8215	6355	7073	200	18
<b>C 3 Picasso</b>										
1.4 VTi 95 - 1.6 VTi 120	5FS - 8FS		70 kW	09 ->			6059	7073	228	18
1.6 HDi			66 kW	09 ->	<b>Y328</b>	8216	6427	7073	230	18
1.6 HDi 110	9HR		82 kW	10 ->			6161	7073	225	18
1.6 HDi 16V	DV6TED4		80 kW	09 ->			6161	7073	225	18



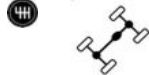








 Description	 Engine	 Gearbox - Chassis	 Year	 Code Kit	 Code	 Code	 Code	 Code	 Code	 Code
<b>C 3 Pluriel</b>										
1.4 HDi	DV4TD	MA/5	50 kW	04 ->	<b>Y327</b>	8215	6355	7073	200	18
1.4 i	TU3A	MA/5	54 kW	03 ->	<b>Y189</b>	8014	2937	7073	181	18
1.6 i 16V	TU5JP4	MA/5P	81 kW	03 ->	<b>Y300</b>	8179	6355	7073	200	18
<b>C 4 04 -&gt;</b>										
1.4 16V	ET3J4	MA/5L	65 kW	04 ->	<b>Y301</b>	8179	6355	7006	200	18
1.6 16V	TU5JP4	MA/5N	80 kW	04 ->	<b>Y300</b>	8179	6355	7073	200	18
1.6 16V Bio-Flex	TU5JP4	BE4/5J	80 kW	07 ->	<b>Y300</b>	8179	6355	7073	200	18
1.6 HDi			66 kW	04 -> 11	<b>Y328</b>	8216	6427	7073	230	18
1.6 HDi	DV6TED4		80 kW	04 ->			6161	7073	225	18
1.6 VTi 120	5FW		88 kW	08 ->			6059		228	18
2.0 16V	RFN		100 - 130 kW	04 ->			6059		228	18
<b>C 4 09 -&gt;</b>										
1.4 VTi 95	5FW		70 kW	08 ->			6059		228	18
1.6 VTi 120	5FW		88 kW	08 ->			6059		228	18
<b>C 4 Picasso</b>										
1.6 HDi 16V	DV7TED	BE4R	80 kW	06 ->			6161	7073	225	18
1.6 VTi 120	5FW		88 kW	08 ->			6059		228	18
2.0 i 16V	EW10A	MC6/P	103 kW	04 ->			6059		228	18
<b>C 5 01 -&gt; 04</b>										
1.8 16V	EW7J4	BE4/5	85 kW	01 -> 04	<b>Y198</b>	8113	6059	7073	228	18
2.0 16V	EW10J4	BE4/5	100 kW	01 -> 04	<b>Y198</b>	8113	6059	7073	228	18
2.0 HDi	DW10ATED	BE4/5	66 kW	01 -> 04	<b>Y198</b>	8113	6059	7073	228	18
2.0 HDi	DW10ATED	BE4/5	80 kW	01 -> 04	<b>Y272</b>	8152	6117	7087	225	21
2.2 HDi	DW10ATED	BE4/5	98 kW	01 -> 04			6100	7087	241	21
<b>C 5 04 -&gt; 08</b>										
1.6 HDi 16V	DV7TED4	BE4R	80 kW	06 -> 08			6161	7073	225	18
1.8 i 16V	EW7J4	BE4/5	85 kW	04 ->	<b>Y198</b>	8113	6059	7073	228	18
2.0 i 16V	EW10A	BE4/R	92 kW	04 ->	<b>Y198</b>	8113	6059	7073	228	18
2.2 HDi	4HX		125 kW	04 ->			6100	7087	241	21
<b>C 5 08 -&gt;</b>										
1.6 HDi	DV7TED4	BE4R	80 kW	08 ->			6161	7073	225	18
<b>C 8</b>										
2.0	EW10A/L5	BE4/5J	100 kW	04 -> 05	<b>Y198</b>	8113	6059	7073	228	18
2.0 HDi	DW10ATED4		79 kW	02 ->			6357		225	21
2.0 HDi 16V	DW10ATED4		100 kW	06 ->	<b>Y272</b>	8152	6117	7087	225	21
2.2 HDi	DW12TED4		94 kW	02 ->			6100	7087	241	21
2.2 i 16V	EW12J4	ML5C	118 kW	02 -> 03	<b>Y198</b>	8113	6059	7073	228	18
<b>C 15</b>										
1.0	XVB	BH3/4	33 kW	84 -> 97	<b>Y023</b>	8009	1712	7004	181	20
1.0	TU9	2CA20	33 kW	88 -> 95	<b>Y131</b>	8009	2671	7005	181	18
1.1	XW7B1	BT79-67	35 kW	84 -> 88	<b>Y023</b>	8009	1712	7004	181	20
1.1	E1A	BM64	40 kW	87 -> 88	<b>Y028</b>	8009	1523	7025	181	18
1.1 - 1.1 i	TU1/K	2CA20	40 - 44 kW	88 -> 97	<b>Y131</b>	8009	2671	7005	181	18
1.1 i	TU1MZ	MA4/5	44 kW	97 -> 01	<b>Y020</b>	8014	2937	7006	181	18
1.3	G1A	BN66	48 kW	87 -> 88	<b>Y028</b>	8009	1523	7025	181	18
1.4 - 1.4 i	XY7	2CA22	44 kW	86 -> 88	<b>Y023</b>	8009	1712	7004	181	20
1.4 - 1.4 i	TU3	2CA22	44 - 55 kW	88 -> 97	<b>Y131</b>	8009	2671	7005	181	18
1.4 - 1.4 i	TU3	2CA57	52 - 55 kW	97 -> 01	<b>Y020</b>	8014	2937	7006	181	18
1.7 D	XUD7	2BM66	44 kW	84 -> 89	<b>Y072</b>	8028	2489	7025	200	18
1.7 D	XUD7	2BM66	44 kW	89 -> 98	<b>Y192</b>	8028	2489	7005	200	18
1.7 D	XUD7	2CJ10	44 kW	98 -> 01	<b>Y068</b>	8106	2489	7006	200	18
1.9 D	DW88	BE3/5	44 kW	01 -> 05	<b>Y068</b>	8106	2489	7006	200	18



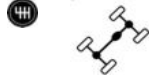








 Description	 Engine	 Gearbox - Chassis		 Year	 Code Kit	 Code	 Code	 Code			
<b>C 25</b>											
1.8	XM7T	M4	51 kW	81 -> 88	<b>Y118</b>	8046	2423	7003	215	21	
1.8	XM7T	M4	51 kW	89 -> 94	<b>Y209</b>	8054	2749	7003	228	21	
1.9 D	XUD9A	2HE09	51 kW	87 -> 94	<b>Y117</b>	8046	2423	7074	215	21	
2.0	XN1T	M4	57 kW	81 -> 89	<b>Y118</b>	8046	2423	7003	215	21	
2.0	XN1T	M4	55 - 63 kW	89 -> 94	<b>Y209</b>	8054	2749	7003	228	21	
2.0 4	XN1TA	M5	63 kW	90 -> 94			2306	7003	228	21	
2.5 D - 2.5 TD	U25	M4 - M5	52 - 70 kW	81 -> 94			2306	7003	228	21	
<b>C 32</b>											
2.0				80 ->			0297		228	21	
2.2 Diesel				74 -> 79			0297		228	21	
2.5 Diesel				80 ->			0297		228	21	
<b>C 35</b>											
2.0				73 ->			0297		228	21	
2.2 Diesel				74 -> 79			0297		228	21	
2.5 Diesel				80 ->			0297		228	21	
<b>CX</b>											
2.0	829A5	M4 - M5	78 kW	79 -> 89	<b>Y118</b>	8046	2423	7003	215	21	
2.2 - 2.2 GPL	J6TA500	M5	85 kW	85 -> 92	<b>Y118</b>	8046	2423	7003	215	21	
2.2 D	M22	M4	49 kW	75 -> 79			2306	7003	228	21	
2.5 D - 2.5 TD	M25	M4 - M5	55 - 88 kW	82 -> 91			2306	7003	228	21	
2.5 Turbo	M25 Turbo	M5	102 - 124 kW	84 -> 89	<b>Y335</b>	8093	2749	7003	228	21	
<b>DISPATCH 95 -&gt; 06</b>											
1.6	160A	BE3/5S	59 kW	95 -> 03			2904	7005	215	18	
1.9 D	DW8B/L4	BE4/5J	52 kW	04 -> 06	<b>Y402</b>	8167	2668	7073	215	18	
1.9 D	XUD9A	BE3/5N	52 kW	95 -> 98	<b>Y057</b>	8047	2668	7005	215	18	
1.9 D	XUD9A	BE3/5N	52 kW	98 -> 03	<b>Y403</b>	8167	2668	7006	215	18	
1.9 D	DW8/L3	BE3/5R	52 kW	99 -> 03	<b>Y403</b>	8167	2668	7006	215	18	
1.9 TD	XUD9TF	ME5K	66 - 68 kW	95 -> 03	<b>Y269</b>	8146	2749	7030	228	21	
2.0 HDi	DW10BTED	ML5T	69 kW	00 -> 03			2750	7087	228	21	
2.0 HDi	DW10ATED	ML5C	80 kW	00 -> 06	<b>Y272</b>	8152	6117	7087	225	21	
2.0 HDi	DW10BTED	ML5CD	69 kW	04 -> 06	<b>Y198</b>	8113	6059	7073	228	18	
<b>DISPATCH 07 -&gt;</b>											
1.6 HDi 16V	DV6UTED4	BE4/5	66 kW	06 ->				7073	228	18	
<b>DS</b>											
DS 19 - 20 - 21 - 23	B20		59 - 88 Kw	66 -> 72			0493		228	21	
DS D Super 5				73 -> 75			0493		228	21	
<b>DS 3</b>											
1.6 THP 150	EP6TD		110 kW	10 ->			6161	7073	225	18	
<b>DYANE</b>											
400	A79/1	M4	18 kW	68 -> 75			0470	7038	160	18	
600	M28-M28/1	M4	21 - 26 kW	68 -> 82			0470	7038	160	18	
600	M28	M4	26 kW	82 -> 83	<b>Y016</b>	8008	2229	7040	160	18	
<b>EVASION 94 -&gt; 98</b>											
1.8 i	XU7	BE3/5	73 kW	96 -> 98	<b>Y057</b>	8047	2668	7005	215	18	
1.9 TD	XUD9BTF	ME5K	66 - 68 kW	94 -> 98	<b>Y269</b>	8146	2749	7030	228	21	
2.0 i	XU10J2C/L	BE3/5	89 kW	94 -> 98	<b>Y057</b>	8047	2668	7005	215	18	
2.0 i Turbo C.T.	XU10J2TE	ME5K	110 kW	94 -> 98				7030	228	21	
2.1 TD 12V	XUD11BTE	ML5E	81 kW	96 -> 98	<b>Y269</b>	8146	2749	7030	228	21	
2.1 TD 12V	XUD11BTE	ML5E	81 kW	98				7030	228	21	

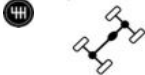




 Description	 Engine	 Gearbox - Chassis	 Year	 Code Kit	 Code	 Code	 Code	 Code	 Code	 Code
<b>EVASION 98 -&gt; 02</b>										
1.8 i	XU7	BE3/5	76 kW	98 -> 02	<b>Y057</b>	8047	2668	7005	215	18
1.9 TD	XUD9BTF	ML5E	66 kW	98 -> 02	<b>Y269</b>	8146	2749	7030	228	21
2.0 HDi - 2.0 HDi 4WD	DW10ATED	ML5E	80 kW	99 -> 02	<b>Y272</b>	8152	6117	7087	225	21
2.0 i	XU10J2C/L3	BE3/5	91 kW	98 -> 02	<b>Y057</b>	8047	2668	7005	215	18
2.0 i 16V	EW104	BE4/SR	101 kW	00 -> 02			6059		228	18
2.0 i 16V	XU104R/L4	ML5T	99 kW	98 -> 02	<b>Y269</b>	8146	2749	7030	228	21
2.0 i Turbo C.T.	XU10J2TE	ML5T	110 kW	98 -> 02				7030	228	21
2.1 TD 12V	XUD11BTE	ML5E	81 kW	98 -> 02				7030	228	21
<b>FUKANG</b>										
1.4	TU3F	MA/5		93 ->	<b>Y131</b>	8009	2671	7005	181	18
<b>GS - GSA</b>										
1015 - 1130 - 1220 - 1300			40 - 48 kW	70 -> 86	<b>Y024</b>	8009	0375	7002	181	21
<b>ID</b>										
ID 19			51 - 62 kW	67 ->			0493		228	21
ID 20				68 -> 75			0493		228	21
<b>JUMPER 94 -&gt; 02</b>										
1.9 Diesel	DJY - D9B	ML5T	50 - 51 kW	99 -> 02	<b>Y269</b>	8146	2749	7030	228	21
1.9 TD - 1.9 TD 4	DHX	ML5T	66 kW	94 -> 02	<b>Y269</b>	8146	2749	7030	228	21
2.0	RFW	MG5T	80 kW	94 -> 02	<b>Y269</b>	8146	2749	7030	228	21
2.0 4	RFW	ML5T	80 kW	94 -> 02	<b>Y269</b>	8146	2749	7030	228	21
2.5 D - 2.5 D 4	DJ5	MG5T	63 kW	94 -> 02			2936		228	21
2.5 D - 2.5 D 4	DJ5	ME - ML	63 kW	94 -> 02	<b>Y126</b>	8093	2749	7030	228	21
2.5 TD - 2.5 TD 4	DJ5T - DJ5TED		76 kW	94 -> 02			6217		241	21
2.8 HDi - 2.8 HDi 4	8140.43	MG5T	94 kW	00 -> 02			6177		235	21
2.8 HDi - 2.8 HDi 4	8140.43	MLGU	94 kW	00 -> 02			6447		241	21
2.8 TDi	SOFIM		90 kW	98 ->	<b>Y126</b>	8093	2749	7030	228	21
<b>JUMPER 02 -&gt;</b>										
2.0 HDi	DW10DUTD	MLUC	62 kW	01 -> 02	<b>Y198</b>	8113	6059	7073	228	18
2.2 HDi	DW12TED		74 kW	02 ->	<b>Y404</b>	8168	2943	7087	241	21
<b>JUMPY</b>										
1.6 i	160A	BE3/5S	59 kW	95 ->			2668		215	18
1.9 D	D9B		51 kW	95 -> 97	<b>Y057</b>	8047	2668	7005	215	18
1.9 D	DW8/L3	BE3/5N	52 kW	98 -> 01	<b>Y403</b>	8167	2668	7006	215	18
1.9 D	DW8B	BE4/5J	52 kW	04 -> 06	<b>Y402</b>	8167	2668	7073	215	18
1.9 D 70	DW8	BE4/R	51 kW	98 ->	<b>Y402</b>	8167	2668	7073	215	18
1.9 D 70	DW8	BE3/R	51 kW	98 ->	<b>Y403</b>	8167	2668	7006	215	18
1.9 TD - 1.9 DT	XUD9TF		68 kW	95 -> 00	<b>Y269</b>	8146	2749	7030	228	21
2.0 - 2.0 i 16V			100 - 102 kW	00 -> 06			6059	7073	228	18
2.0 HDi	DW10BTED	ML5C	69 kW	00 -> 03	<b>Y272</b>	8152	6117	7087	225	21
2.0 HDi	DW10ATED	ML5C	80 kW	00 -> 03	<b>Y272</b>	8152	6117	7087	225	21
<b>JUMPY 07 -&gt;</b>										
1.6 HDi 90 16V			66 kW	07 ->	<b>Y328</b>	8216	6427	7073	230	18
2.0 - 2.0 i 16V	EW10A/L5	BE4/5N	102 kW	07 ->			6059	7073	228	18
<b>LNA</b>										
0.6	V06	M4	25 kW	82 -> 86	<b>Y016</b>	8008	2229	7040	160	18
1.0	XVB	M4	33 kW	82 -> 86	<b>Y023</b>	8009	1712	7004	181	20
1.1	XW7	M4	37 kW	82 -> 86	<b>Y023</b>	8009	1712	7004	181	20
<b>MEHARI</b>										
600 4x2 - 4 Azur	A06	M4	21 kW	68 -> 82			0470		160	18
600 4x2 - 4 Azur	A06	M4	24 - 25 kW	82 -> 91	<b>Y016</b>	8008	2229	7040	160	18

 Description	 Engine	 Gearbox - Chassis	 Year	 Code Kit	 Code	 Code	 Code	 Code	 Code	
<b>NEMO</b>										
1.4 i	TU3A	MA/5L	54 kW	09 ->	<b>Y300</b>	8179	6355	7073	200	18
1.4 HDi			50 kW	08 ->	<b>Y327</b>	8215	6355	7073	200	18
<b>RELAY 94 -&gt; 01</b>										
1.9 D - 1.9 TD	XUD9	ME5T	50 - 68 kW	94 -> 01	<b>Y269</b>	8146	2749	7030	228	21
2.0 HDi	DW10TD	MLUC	63 kW	01	<b>Y272</b>	8152	6117	7087	225	21
2.0	XU10	MG5T/U	81 kW	94 -> 98	<b>Y198</b>	8113	6059	7073	228	18
2.0	XU10	ME5T	81 kW	94 -> 01	<b>Y269</b>	8146	2749	7030	228	21
2.5 D 18Q.	DJ5	MG5T/U	63 kW	94 -> 01			2936		228	21
2.5 D 14Q. 18Q.	DJ5	MG5T-ML5T	63 kW	94 -> 01	<b>Y126</b>	8093	2749	7030	228	21
2.5 TD - 2.5 TDi 14Q. 18Q.	DJ5T - DJ5TED	MG5T/U	77 - 79 kW	94 -> 01			2943		241	21
<b>RELAY 02 -&gt; 06</b>										
2.0 HDi	DW10TD	MLUC	63 kW	02 -> 06	<b>Y198</b>	8113	6059	7073	228	18
2.2 HDi	DW12TED		74 kW	02 -> 06	<b>Y404</b>	8168	2943	7087	241	21
<b>SAXO</b>										
1.0 i	CDZ	MA/5	33 - 37 kW	96 -> 97	<b>Y131</b>	8009	2671	7005	181	18
1.0 i	CDZ	MA/5	33 - 37 kW	98 -> 99	<b>Y020</b>	8014	2937	7006	181	18
1.0 i	CDZ	MA/5	37 kW	99 ->	<b>Y189</b>	8014	2937	7073	181	18
1.1 i	HDZ	MA/5	40 - 44 kW	96 -> 97	<b>Y131</b>	8009	2671	7005	181	18
1.1 i	HDZ	MA/5	40 - 44 kW	97 -> 99	<b>Y020</b>	8014	2937	7006	181	18
1.1 i	HDZ	MA/5	44 kW	99 ->	<b>Y189</b>	8014	2937	7073	181	18
1.4 i	KFW	MA/5	55 kW	96 -> 97	<b>Y131</b>	8009	2671	7005	181	18
1.4 i	KFW	MA/5	55 kW	97 -> 99	<b>Y020</b>	8014	2937	7006	181	18
1.4 i	KFW	MA/5	55 kW	99 ->	<b>Y189</b>	8014	2937	7073	181	18
1.5 D	VJY	MA/5	40 - 42 kW	96 -> 03	<b>Y298</b>	8174	6084	7005	181	18
1.6 i - 1.6 i 16V	NFZ	MA/5	66 - 88 kW	00 ->	<b>Y301</b>	8179	6355	7006	200	18
1.6 i - 1.6 i 16V	NFZ	MA/5	66 - 88 kW	96 -> 00	<b>Y073</b>	8021	2938	7006	200	18
<b>SYNERGIE</b>										
1.9 Turbo Diesel	XUD98TF	ME5K - ML5E	66 - 68 kW	95 -> 98	<b>Y269</b>	8146	2749	7030	228	21
1.8 i	XU7	BE3/5	76 kW	96 -> 98	<b>Y057</b>	8047	2668	7005	215	18
2.0 i	XU10	BE3/5	90 kW	95 -> 02	<b>Y057</b>	8047	2668	7005	215	18
2.0 i 16V	EW1014	BE4/5R	101 kW	00 -> 02			6059		228	18
2.0 HDi	DW10TED	ML5E	81 kW	99 -> 01	<b>Y272</b>	8152	6117	7087	225	21
<b>SM</b>										
SM 2.7				71 -> 75			0493		228	21
<b>VISA</b>										
0.6			24 - 25 kW	78 -> 91	<b>Y016</b>	8008	2229	7040	160	18
1.0	XVB		33 kW	83 -> 87	<b>Y023</b>	8009	1712	7004	181	20
1.1	XM7		35 - 37 - 42 kW	78 -> 91	<b>Y023</b>	8009	1712	7004	181	20
1.4 - 1.4 i	150/SZ		44 - 55 - 58 kW	82 -> 91	<b>Y023</b>	8009	1712	7004	181	20
1.6 GTI	XU5J		76 - 83 kW	85 -> 91	<b>Y072</b>	8028	2489	7025	200	18
1.7 Diesel	XUD7		44 kW	84 -> 91	<b>Y072</b>	8028	2489	7025	200	18
Visa Club - Special				78 -> 82			0470		160	18



 Description	 Engine	 Gearbox - Chassis		 Year	 Code Kit	 Code	 Code	 Code	 Code	 Code
<b>XANTIA X1</b>										
1.6 i	XU5JP	BE3/5	65 kW	98 -> 02	<b>Y048</b>	8028	2489	7006	200	18
1.8 i	XU7	BE3/5	66 - 76 kW	93 -> 98	<b>Y192</b>	8028	2489	7005	200	18
1.8 i 16V	XU7	BE3/5	82 kW	98 -> 02	<b>Y048</b>	8028	2489	7006	200	18
1.9 D	XUD9A	BE3/5	52 kW	93 -> 97	<b>Y192</b>	8028	2489	7005	200	18
1.9 D	X1	BE3/5N	50 - 51 kW	94 -> 98	<b>Y048</b>	8028	2489	7006	200	18
1.9 D	XUD9A	BE3/5	52 kW	97	<b>Y068</b>	8106	2489	7006	200	18
1.9 SD	XUD9SD	BE3/5	55 kW	96 -> 98	<b>Y192</b>	8028	2489	7005	200	18
1.9 SD	XUD9SD	BE3/5	55 kW	96 -> 98	<b>Y192</b>	8028	2489	7005	200	18
1.9 SD	XUD9SD	BE3/5	55 kW	98 -> 02	<b>Y068</b>	8106	2489	7006	200	18
1.9 SD	XUD9SD	BE3/5	55 kW	98 -> 02	<b>Y068</b>	8106	2489	7006	200	18
1.9 TD	XUD9BT	Releaser fitted	66 - 68 kW	93 -> 02	<b>Y219</b>	8143	2668	RF	215	18
2.0 HDi	DW10ATED	ML5T	80 kW	98 -> 02			2750	7087	228	21
2.0 HDi	DW10TD	BE4/5	66 kW	99 -> 02	<b>Y220</b>	8113	6059	7006	228	18
2.0 i	XU10J2	BE3/5	91 kW	93 -> 95	<b>Y057</b>	8047	2668	7005	215	18
2.0 i 16V	XU10J4	Releaser fitted	97 - 110 - 112 kW	93 -> 02	<b>Y219</b>	8143	2668	RF	215	18
2.0 i Turbo C.T.	XU10J2CT	ML5B	110 kW	95 -> 02			2750	7087	228	21
2.1 TD 12V	XUD11BT	ML5T	81 kW	95 -> 02			2730		228	21
<b>XM</b>										
2.0 i	XU102C/K	20CJ67	89 kW	89 -> 94	<b>Y057</b>	8047	2668	7005	215	18
2.0 i 16V	XU10J4R	Releaser fitted	99 kW	94 -> 01	<b>Y219</b>	8143	2668	RF	215	18
2.0 i 16V	XU10J4R	ME5T	99 kW	94 -> 00	<b>Y269</b>	8146	2749	7030	228	21
2.0 i Turbo	XU10J2TE		104 kW	92 -> 94	<b>Y269</b>	8146	2749	7030	228	21
2.0 i Turbo	XU10J2TE	gearbox ME5T	104 kW	92 ->			2730		228	21
2.1 D 12V	XUD11A		60 kW	89 -> 94	<b>Y057</b>	8047	2668	7005	215	18
2.1 TD 12V	XUD11ATE	ME5T	80 kW	89 -> 01	<b>Y269</b>	8146	2749	7030	228	21
3.0 i V6 24V	ZP/K	ME5T	125 - 147 kW	89 -> 94				7030	235	21
3.0 i V6 24V	ES9J4	ML5T	142 kW	97 -> 01			2943		241	21
<b>XSARA</b>										
1.4 HDi	DV4TD	BE4/5	50 kW	03 -> 05	<b>Y198</b>	8113	6059	7073	228	18
1.4 i	TU3JP	MA/5	55 kW	97	<b>Y131</b>	8009	2671	7005	181	18
1.4 i	TU3JP	MA/5	55 kW	97 -> 05	<b>Y020</b>	8014	2937	7006	181	18
1.5 D	TUD5		42 kW	97	<b>Y298</b>	8174	6084	7005	181	18
1.5 D	TUD5		42 kW	98 -> 00			6084	7006	181	18
1.6 i	TU5J	MA/5	65 kW	97 -> 00	<b>Y073</b>	8021	2938	7006	200	18
1.6 i 16V	TU5J4	MA/5	80 kW	00 -> 05	<b>Y301</b>	8179	6355	7006	200	18
1.8 D	XUD7	BE3/5	43 kW	97 -> 00	<b>Y068</b>	8106	2489	7006	200	18
1.8 i - 1.8 i 16V	XU7	BE3/5	66 - 82 kW	97 -> 98	<b>Y192</b>	8028	2489	7005	200	18
1.8 i - 1.8 i 16V	XU7	BE3/5	66 - 82 kW	98 -> 00	<b>Y048</b>	8028	2489	7006	200	18
1.9 D	XUD9A	BE3/5	50 kW	97 -> 98	<b>Y192</b>	8028	2489	7005	200	18
1.9 D	DW8	BE4/5	52 kW	98 -> 00	<b>Y068</b>	8106	2489	7006	200	18
1.9 D	DW8B	BE4/5	52 kW	00 ->	<b>Y318</b>	8106	2675	7073	200	18
1.9 D - 1.9 SD	XUD9A	BE3/5	50 - 55 kW	98 -> 00	<b>Y068</b>	8106	2489	7006	200	18
1.9 TD	XUD9	Releaser fitted	66 kW	97 -> 00	<b>Y219</b>	8143	2668	RF	215	18
2.0 HDi	DW10ATED	BE4/5	66 - 80	00 -> 05	<b>Y198</b>	8113	6059	7073	228	18
2.0 HDi	DW10TD	BE4/5	66 kW	99 -> 05	<b>Y220</b>	8113	6059	7006	228	18
2.0 i 16V	EW10J4	BE4/5	100 kW	00 ->			6059		228	18
2.0 i 16V	XU10J4R	Releaser fitted	99 - 123 kW	98 ->	<b>Y219</b>	8143	2668	RF	215	18

 Description	 Engine	 Gearbox - Chassis		 Year	 Code Kit	 Code	 Code	 Code	 Code	 Code
<b>XARA PICASSO</b>										
1.6 HDi			66 kW	05 ->	<b>Y328</b>	8216	6427	7073	230	18
1.6 HDi 16V	DVATED	BE4/5R	66 kW	06 ->			6161	7073	225	18
1.6 i	TU5JP	BE4/5R	66 - 74 kW	00 ->	<b>Y300</b>	8179	6355	7073	200	18
1.6 i	TU5JP	BE4/5R	65 kW	99 -> 00	<b>Y076</b>	8028	2489	7073	200	18
1.8 i 16V	EW7J4	BE4/5R	85 - 86 kW	00 ->			6059		228	18
1.8 i 16V	EW7J4	BE4/5R	85 kW	99 -> 00	<b>Y198</b>	8113	6059	7073	228	18
2.0 HDi	DW10TD	BE4/5R	66 kW	00 ->	<b>Y198</b>	8113	6059	7073	228	18
<b>ZX</b>										
1.1 - 1.1 i	TU1	MA/5	40 - 44 kW	91 -> 97	<b>Y131</b>	8009	2671	7005	181	18
1.1 i	TU1M	MA/5	44 kW	97 -> 98	<b>Y020</b>	8014	2937	7006	181	18
1.4 - 1.4 i	TU3	MA/5	55 kW	91 -> 97	<b>Y131</b>	8009	2671	7005	181	18
1.4 D	TUD3	MA/5	38 kW	94 -> 96	<b>Y025</b>	8011	2646	7005	181	18
1.4 i	TU3	MA/5	55 kW	97 -> 98	<b>Y020</b>	8014	2937	7006	181	18
1.5 D	TUD5	MA/5	40 kW	96 -> 98	<b>Y298</b>	8174	6084	7005	181	18
1.6 i	XU5	BE3/5	65 kW	91 -> 98	<b>Y192</b>	8028	2489	7005	200	18
1.8 D	XUD7	BE3/5	44 kW	92 -> 98	<b>Y192</b>	8028	2489	7005	200	18
1.8 D	XUD7	BE3/5	44 kW	98	<b>Y068</b>	8106	2489	7006	200	18
1.8 i	XU7	BE3/5	74 - 81 kW	92 -> 98	<b>Y192</b>	8028	2489	7005	200	18
1.8 i 16V	XU7	BE3/5	82 kW	97 -> 98	<b>Y048</b>	8028	2489	7006	200	18
1.9 D	XUD9	BE3/5	52 kW	92 -> 98	<b>Y192</b>	8028	2489	7005	200	18
1.9 D	XUD9	BE3/5	52 kW	98	<b>Y068</b>	8106	2489	7006	200	18
1.9 i Volcane	XU9	BE3/5	90 - 96 kW	91 -> 92	<b>Y192</b>	8028	2489	7005	200	18
1.9 TD	XUD9	BE3/5	68 kW	92 -> 98	<b>Y219</b>	8143	2668	RF	215	18
2.0 i Volcane	XU10J2C	BE3/5	91 kW	92 -> 97	<b>Y057</b>	8047	2668	7005	215	18
2.0 i 16V	XU10J4	Releaser fitted	114 - 123 kW	92 -> 97	<b>Y219</b>	8143	2668	RF	215	18
<b>DACIA</b>										
<b>1310</b>										
1.3	810	4M	41 kW	85 ->	<b>Y036</b>	8009	0758	7020	181	20
<b>DENEM 1200</b>										
1.2	RE11			67 -> 81	<b>Y003</b>	8002	0605	7020	170	20
<b>DENEM 1300</b>										
1.3			40 kW	67 -> 81	<b>Y003</b>	8002	0605	7020	170	20
1.3			40 kW	81 ->	<b>Y036</b>	8009	0758	7020	181	20
<b>DOKKER 12 -&gt;</b>										
1.2 TCe	HSF402		85 kW	12 ->						H020
1.5 dCI	K9K612		55 - 66 kW	12 ->						H020
1.6 16V	K9K612			12 ->			2694	7017	200	26
<b>DUSTER</b>										
1.4 4	RE14	2		84 -> 93	<b>Y036</b>	8009	0758	7020	181	20
1.5 dCi	K9K892		63 - 66 kW	10 ->	<b>Y304</b>	8217	2827	2 pcs.	215	26
1.5 dCi 4x4	K9K894		66 kW	10 ->	<b>Y304</b>	8217	2827	2 pcs.	215	26
1.5 dCi 4x4			79 kW	10 ->					230	21
1.6 16V - 16V LPG	K4M690		77 kW	10 ->	<b>Y324</b>	8195	6143	2 pcs.	200	26
1.6 16V - 16V LPG	K4M690		77 kW	10 ->	<b>Y324</b>	8195	6143	2 pcs.	200	26
1.6 16V Hi-Flex	K4M696			10 ->	<b>Y324</b>	8195	6143	2 pcs.	200	26
<b>LODGY</b>										
1.2 TCe	K7MA8			12 ->			7017			
1.5 dCI			66 kW	12 ->	<b>Y304</b>	8217	2827	2 pcs.	215	26
1.5 dCI			79 kW	13 ->					215	26
1.5 dCI			80 kW	15 ->					230	21



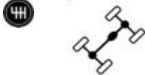








 Description	 Engine	 Gearbox - Chassis		 Year	 Code Kit	 Code	 Code	 Code	 Code	 Code	
<b>LOGAN</b>											
1.4	K7J710	Only for listed OE N°	55 kW	04 ->	<b>Y302</b>	8011	6244	7017	181	26	H007
1.6	K7M710	Only for listed OE N°	64 kW	04 ->	<b>Y031</b>	8085	2694	7017	200	26	H007
1.6 i 16V	K4M690	Only for listed OE N°	77 kW	06 ->	<b>Y077</b>	8085	2935	7017	200	26	H007
1.5 dCi	K9K790	JH3	48 kW	05 ->	<b>Y338</b>	8222	6464	7017	215	26	
1.5 dCi	K9K792	Only for listed OE N°	50 - 52 kW	06 ->	<b>Y304</b>	8217	2827	2 pcs.	215	26	H007
1.5 dCi	K9K796	Only for listed OE N°	63 kW	06 ->	<b>Y304</b>	8217	2827	2 pcs.	215	26	H020
<b>LOGAN II</b>											
1.2 - 1.2 LPG	D4F734			12 ->	<b>Y302</b>	8011	6244	7017	181	26	
1.5 dCi	K9K612		55 - 66 kW	12 ->	<b>Y304</b>	8217	2827	2 pcs.	215	26	H007
1.5 dCi	K9K612		55 - 66 kW	12 ->	<b>Y304</b>	8217	2827	2 pcs.	215	26	H020
<b>LOGAN MCV</b>											
1.4	K7J710		55 kW	07->	<b>Y031</b>	8085	2694	7017	200	26	H020
1.4	K7J710	Only for listed OE N°	55 kW	07->					200	26	H007
1.5 dCi	K9K792	Only for listed OE N°	50 kW	06 ->	<b>Y304</b>	8217	2827	2 pcs.	215	26	H007
1.5 dCi	K9K796	Only for listed OE N°	63 kW	06 ->	<b>Y304</b>	8217	2827	2 pcs.	215	26	H007
1.6 - 1.6 Bifuel	K7M710		64 kW	07->	<b>Y031</b>	8085	2694	7017	200	26	H020
1.6 - 1.6 Bifuel	K7M710	Only for listed OE N°	64 kW	07->					200	26	H007
1.6 16V - 1.6 i 16V Hi-Flex	K4M690	JR5	77 kW	06 ->	<b>Y324</b>	8195	6143	2 pcs.	200	26	H020
<b>LOGAN MCV II</b>											
1.2 - 1.2 LPG				13 ->	<b>Y302</b>	8011	6244	7017	181	26	
1.5 dCi			55 - 66 kW	13 ->	<b>Y304</b>	8217	2827	2 pcs.	215	26	H007
1.5 dCi			55 - 66 kW	13 ->	<b>Y304</b>	8217	2827	2 pcs.	215	26	H020
<b>LOGAN EXPRESS</b>											
1.4	K7J710		55 kW	09->	<b>Y031</b>	8085	2694	7017	200	26	
1.5 dCi	K9K792 - K9K796		50 - 63 kW	09 ->	<b>Y304</b>	8217	2827	2 pcs.	215	26	H007
1.5 dCi	K9K792 - K9K796		50 - 63 kW	09 ->	<b>Y304</b>	8217	2827	2 pcs.	215	26	H020
1.6	K7M710		64 kW	09->	<b>Y031</b>	8085	2694	7017	200	26	
<b>R</b>											
R12				69 ->			0605		170	20	
<b>SANDERO</b>											
1.2 16V	D4F732		55 kW	08 ->	<b>Y302</b>	8011	6244	7017	181	26	
1.4	K7J710	JH1	55 kW	08 ->	<b>Y302</b>	8011	6244	7017	181	26	
1.5 dCi	K9K790-K9K796	JH3 - JR5	55 - 63 - 65 kW	08 ->	<b>Y304</b>	8217	2827	2 pcs.	215	26	H007
1.5 dCi			50 kW	08 ->	<b>Y338</b>	8222	6464	7017	215	26	
1.6 16V Bifuel	K4M694			11 ->	<b>Y077</b>	8085	2935	7017	200	26	
<b>SANDERO II</b>											
1.2 - 1.2 LPG	D4F732			12 ->	<b>Y302</b>	8011	6244	7017	181	26	
1.5 dCi	K9K612		55 - 66 kW	12 ->	<b>Y304</b>	8217	2827	2 pcs.	215	26	H007
1.5 dCi	K9K612		55 - 66 kW	12 ->	<b>Y304</b>	8217	2827	2 pcs.	215	26	H020
<b>SOLENZA</b>											
1.4 i	EJ7262	JH3	40 kW	03 ->	<b>Y302</b>	8011	6244	7017	181	26	
<b>SHIFTER</b>											
1.4				81 -> 93	<b>Y036</b>	8009	0758	7020	181	20	



The Dacia Logan is a small family car produced jointly by the French manufacturer Renault and its Romanian subsidiary Dacia since 2004. It is currently in its second generation and it has been produced as a sedan, station wagon, notchback or pick-up. It has been manufactured at Dacia's automobile plant in Mioveni, Romania, and at Renault's (or its partners') plants in Morocco, Brazil, Argentina, Turkey, Russia, Colombia, Iran and India. The pick-up was also produced at Nissan's plant in Rosslyn, South Africa.

From 2004 to July 2015, considering only the Dacia Logan model, 1.5 million units were sold worldwide. The same number was reached in 2014 for the Renault Logan/Symbol. Thus the Logan has then been sold at more than 3 million units till mid-2015.




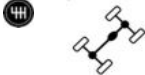




 Description	 Engine	 Gearbox - Chassis		 Year	 Code Kit	 Code	 Code	 Code	 Code	 Code
<b>DAEWOO</b>										
<b>ARANOS</b>										
1.5	A15MF	M5	65 - 66 kW	93 -> 99	<b>Y226</b>	8096	2858	7014	215	24
1.8	18NE	M5	70 kW	95 -> 99	<b>Y226</b>	8096	2858	7014	215	24
2.0	C20LE	M5	77 kW	95 -> 99	<b>Y226</b>	8096	2858	7014	215	24
<b>CAPRICE '70</b>										
1.6				73 -> 79			0442		200	23
<b>ESPERO</b>										
1.5 16V	A15MF	M5	65 kW	93 -> 99	<b>Y226</b>	8096	2858	7014	215	24
1.8	C18NE	M5	66 - 70 kW	95 -> 99	<b>Y226</b>	8096	2858	7014	215	24
2.0	C20LE	M5	77 kW	95 -> 99	<b>Y226</b>	8096	2858	7014	215	24
<b>EVANDA</b>										
2.0 i - 2.0 i 16V	C20SED	M5	96 kW	02 -> 05			6083	7014	225	24
<b>KALOS</b>										
1.2	B12S1		53 kW	03 ->			6297	7142	184	18
1.4	F14S3	M5	61 kW	02 ->	<b>Y226</b>	8096	2858	7014	215	24
1.4 i 16V	F14D3	M5	68 kW	03 ->	<b>Y527</b>	8192	2858	7014	215	24
<b>KORANDO</b>										
2.0 16V		T5WC	94 kW	99 ->			2832		225	22
2.3 16V 4		T5WC	103 kW	99 ->			2832		225	22
2.3 Diesel				99 ->			2872		228	22
<b>LACETTI</b>										
1.4	E-TECH	M5	68 kW	04 ->			6300		215	24 H014
1.6	A16DMS	M5	80 kW	03 ->			6300		215	24 H014
1.8	H18D	M5	89 - 90 kW	03 ->	<b>Y528</b>	8192	6300	2 pcs.	215	24 H014
<b>LANOS</b>										
1.3 i	A13SMS	XG	55 kW	97 ->	<b>Y512</b>	8159	6246	7014	185	24
1.4	A14SMS		55 kW	97 ->	<b>Y512</b>	8159	6246	7014	185	24
1.5 i	A15SMS	MA	63 kW	97 ->	<b>Y165</b>	8035	2797	7014	200	24
1.6 i 16V	A16DMS	BS	78 kW	97 -> 98	<b>Y516</b>	8170	2797	7014	200	24
1.6 i 16V	A16DMS	BS	78 kW	98 ->	<b>Y515</b>	8169	2858	7014	215	24
<b>LEGANZA</b>										
2.0 16V	x 20SED	FC	93 - 98 kW	97 -> 02			6083	7014	225	24
2.2 16V	X22SED		100 kW	99 -> 02			6083	7014	225	24
<b>LUBLIN</b>										
2.4 D - 2.4 TD	4C90	M5	52 - 66 kW	97 ->			6264		241	24
<b>MATIZ</b>										
0.8	F8CV	M5	38 kW	98 ->	<b>Y513</b>	8005	2765	7088	170	18
1.0	B10S		47 kW	03 ->			6297	7142	184	18
<b>MUSSO</b>										
2.3 TD 4WD	OM661D23	T5WC	74 kW	99 ->			2832		225	22
2.9 D - 2.9 TD	OM662-60129TD	T5WC	72 - 88 kW	99 ->			2832		225	22
<b>NEXIA</b>										
1.5	G15MF	M5	44 - 52 - 55 kW	95 -> 97	<b>Y165</b>	8035	2797	7014	200	24
1.5 16V	A15MF	M5	66 kW	95 -> 97	<b>Y226</b>	8096	2858	7014	215	24
<b>NIVA</b>										
Chevy Niva 2123	2123		58 kW	03 ->			6235		215	20
<b>NUBIRA</b>										
1.6 i 16V	A16DMS	M5	78 kW	97 -> 98	<b>Y515</b>	8169	2858	7014	215	24
1.6 i 16V	A16DMS	BS - M5	66 - 77 kW	97 -> 03	<b>Y516</b>	8170	2797	7014	200	24
1.6 i 16V - 1.6 i GPL 16V	A16DMS	M5	77 - 80 kW	03 ->	<b>Y516</b>	8170	2797	7014	200	24
1.8 i 16V - 1.8 i GPL 16V	H18D	M5	90 kW	03 ->			6300	7014	215	24
2.0 i 16V	DTEC20	FE - M5	93 - 98 kW	97 -> 04	<b>Y515</b>	8169	2858	7014	215	24

Description	Engine	Gearbox - Chassis	Power	Year	Code Kit	Code	Code	Code	Code	Code
<b>REZZO</b>										
1.6 i 16V - 1.6 i GPL 16V	A16DMS	M5	77 - 80 kW	00 ->	<b>Y527</b>	8192	2858	7014	215	24
1.8 i	F18S2	MB	66 - 74 kW	00 -> 02			2858	7014	215	24
<b>TACUMA</b>										
1.6 i 16V	A16DMS	M5	77 kW	02 ->				7014	215	24
1.8 i	F18S2	MB	66 - 74 kW	00 ->				7014	215	24
2.0 i 16V	X20SED	FC	89 - 93 kW	00 ->				7014	225	24
<b>TICO</b>										
0.8	KLY3		35 - 38 kW	95 -> 00	<b>Y513</b>	8005	2765	7088	170	18
<b>DAF L.C.V.</b>										
<b>Serie 200</b>										
1.7		5 speed		89 -> 92			2654		241	23
1.9 D				94 ->			2654		241	23
2.0		5 speed		89 ->			2654		241	23
2.0 D		5 speed		89 ->			2654		241	23
<b>Serie 400</b>										
2.5 D - 2.5 TD	ET70 - BN52	31A - BA10/5		89 -> 93			2736		235	10
<b>SHERPA</b>										
2.5 D - TD	Peugeot			89 ->			2736		235	10



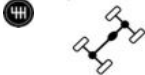












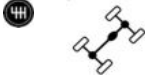








The Chevrolet Niva is a mini sport utility vehicle (SUV) produced by GM-AvtoVAZ, a joint venture between AvtoVAZ (the parent company of the Lada brand) and GeGM-AvtoVAZ introduced a concept vehicle for a new generation of the Chevrolet Niva at the Moscow International Automobile Salon in late August 2014.

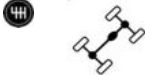




The Niva Concept, designed by Ondrej Koromház of GM (or at General Motors' headquarters in Melbourne according to other sources), had a longitudinal mounted engine, full-time four-wheel-drive, two-gear transfer case and rigid-axle rear suspensionneral Motors, since 1998. The car is a development of the Lada Niva and was previously known as the VAZ-2123 in the design stage.

 Description	 Engine	 Gearbox - Chassis		 Year	 Code Kit	 Code	 Code	 Code	 Code	 Code
<b>DAIHATSU</b>										
<b>CHARADE</b>										
1.0	CB22 - CB20		37 - 38 kW	77 > 83		2167		160	18	
1.0 - 1.0 D	CB22 - CB20 - CL10		27 - 38 kW	83 > 87		2765	7138	170	18	
1.0 TD	CL60		34 kW	85 > 87		2765		170	18	
1.0	CB23 - CB90		38 - 40 - 41 kW	87 > 92		6105	7138	170	20	
1.0	CB22		38 kW	94 > 96		6105		170	20	
1.3	HC		44 kW	96 > 99		6307	7138	190	20	
1.3 16V	HC - HCE		55 - 62 kW	93 > 99		6307	7138	190	20	
1.5 16V	HEE		66 kW	97 > 99		6307	7138	190	20	
1.6 GTI	HD-E		77 kW	93 > 99		6307	7138	190	20	
<b>CHARADE 11 -&gt;</b>										
1.33 16V			73 kW	11 ->		0657		200	21	
<b>CHARMANT</b>										
1.3 DL				78 > 87		2843		181	19	
1.4				77 > 80		1628		190	21	
1.6				78 > 85		1628	7143	190	21	
1.6	4A		57 - 60 - 61 kW	85 > 87		8208	2366	7143	200	21
<b>COPEN</b>										
0.7	JB		50 kW	03 >						
1.3	K3-VE		64 kW	06 >		6308	7138	190	20	
<b>CUORE</b>										
850	ED	4F- 5F	32 kW	85 > 90		2167		160	18	
850 4WD	ED-20	5F	31 kW	96 > 98		2765	7125	170	18	
1.0 i 12V	EJ-DE	M5	40 - 43 kW	98 > 03	<b>Y552</b>	8212	6105	7138	170	20
1.0 VVT 12V	EJ-VE	5F-M5	43 kW	03 > 07		8212	6105		170	20
<b>DOMINO</b>										
850	ED	4F- 5F	32 kW	85 > 90		2167		160	18	
850 4WD	ED-20	5F	31 kW	96 > 98		2765		170	18	
<b>FEROZA</b>										
1.6 16V - 1.6 i 16V	HD-C	5F	63 - 77 kW	88 > 93	<b>Y551</b>	8213	2635	7138	197	20
1.6 16V - 1.6 i 16V	HD-C	5F	63 - 77 kW	93 > 97	<b>Y551</b>	8213	2635	7138	197	20
<b>FOURTRAK</b>										
2.2 4				91 > 92		2584		241	21	
2.8 D	DL42	5F	54 kW	84 > 93		2584		241	21	
2.8 TD 4	DL51	5F	75 kW	84 > 93		2584		241	21	
<b>HI - JET</b>										
0.8 - 1.0 - 1.0 4WD	CD - CB		29 kW	86 > 89		2765	7138	170	18	
1.0	CB41	5F	29 kW	92 > 94		2777	7138	181	18	
1.0 - 1.0 i	CB41 - CB42	5F	29 - 35 kW	94 > 98		2778	7138	181	20	
1.3 i 16V			48 kW	98 >	<b>Y566</b>			190	20	
<b>MATERIA</b>										
1.3	K3-VE		67 kW	06 >		6308	7138	190	20	
1.5 - 1.5 ECO	3SZ-VE		76 kW	06 >						
<b>MIRA</b>										
850				92 >		2765		170	18	
<b>MOVE</b>										
0.8 - 0.85	ED-20	5F	31 kW	97 > 99		2765	7125	170	18	
1.0 i 12V	EJ-DE	5F	40 - 43 kW	99 > 02	<b>Y552</b>	8212	6105	7138	170	20
<b>ROCKY</b>										
2.2 4	4Y			91 > 93		2584		241	21	
2.8 D 4	DL42	5F	54 kW	84 > 93		2584		241	21	
2.8 TD 4	DL51	5F	75 kW	84 > 93		2584		241	21	

 Description	 Engine	 Gearbox - Chassis	 Year	 Code Kit	 Code	 Code	 Code	 Code	 Code	 Code
<b>SIRION 98 -&gt; 05</b>										
1.0 i - 1.0 i 4	EJ-DE	M5	40 - 43 kW	98 -> 05	<b>Y552</b>	8212	6105	7138	170	20
1.3 Sport	K3-VE2		75 kW	00 -> 05			6308	7138	190	20
<b>SIRION 05 -&gt;</b>										
1.3 - 1.3 4WD	K3-VE		64 - 67 kW	00 -> 05			6308	7138	190	20
<b>TAFT</b>										
100							6014		181	19
2500 Diesel DG				78 -> 83			2165		241	15
2800 Diesel D6				83 ->			2165		241	15
<b>TERIOS</b>										
1.3 - 1.3 4WD			63 kW	00 -> 05			6308		190	20
1.3 DVVT 4			63 kW	05 ->			6308		190	20
<b>VAN and PICK - UP</b>										
Van and Pick-Up 550	AB	gearbox S60		79 -> 80			2168		160	18
Van and Pick-Up 550	AB	gearbox S65 - 84		81 -> 83			2168		160	18
Van and Pick-Up 850	CD	gearbox S70		83 -> 86			2765		170	18
<b>YRV</b>										
1.0	EJ-VE		43 kW	01 ->	<b>Y552</b>	8212	6105	7138	170	20
1.3 - 1.3 4WD	K3-VE		64 kW	01 ->			6308	7138	190	20
<b>FERRARI</b>										
<b>208</b>										
208 GT2 S Turbo	4 valves			83 ->			0540	7702	241	10
208 GT2 S Turbo	4 valves	reinforced		83 ->			2581	7702	241	10
208 GTB /4A				80 ->			0540	7702	241	10
208 GTB /4A				80 ->			2581	7702	241	10
<b>308</b>										
308 GT4				73 -> 80			0540	7702	241	10
308 GT4		reinforced		73 -> 80			2581	7702	241	10
308 GTB				75 ->			0540	7702	241	10
308 GTB		reinforced		75 ->			2581	7702	241	10
308 GTB SI				83 ->			0540	7702	241	10
308 GTB SI		reinforced		83 ->			2581	7702	241	10
308 GTS Spider				77 -> 85			0540	7702	241	10
308 GTS Spider		reinforced		77 -> 85			2581	7702	241	10
<b>309</b>										
309 GT4 - Self Adjust				80 ->			0540		241	10
309 GT4 - Self Adjust		reinforced		80 ->			2581		241	10
<b>328</b>										
328 GTB /S - GTB SI Turbo	4 valves			86 ->			0540	7702	241	10
328 GTB /S - GTB SI Turbo	4 valves	reinforced		86 ->			2581	7702	241	10
<b>330</b>										
330 GTC - GT2							0540		241	10
330 GTC - GT2		reinforced					2581		241	10
<b>339</b>										
339 GTS							0540	7702	241	10
339 GTS		reinforced					2581	7702	241	10
<b>512</b>										
512							2580		241	10
512 Testa Rossa							2579	7703	241	10
<b>DAYTONA</b>										
Daytona 71 - 73				71 -> 73			0540	7702	241	10
Daytona 71 - 73		reinforced		71 -> 73			2581	7702	241	10

 Description	 Engine	 Gearbox - Chassis		 Year	 Code Kit	 Code	 Code	 Code		 Code
<b>DINO</b>										
Dino 96 - 246 GT				74 ->		8093	0575		228	22
Dino tipo 135				71 -> 74			0281		215	20
<b>GT</b>										
250 - 275							6303		225	10
<b>MONDIAL</b>										
Mondial 3				83 ->			0540	7702	241	10
Mondial 3				80 ->			0540	7702	241	10
Mondial 3		reinforced		80 ->			2581	7702	241	10
Mondial 8 Europa - U.S.A.							0540	7702	241	10
<b>FIAT</b>										
<b>124</b>										
1200				66 -> 75			0304		181	20
1400	5124AC		51 - 55 - 59 - 70 kW	66 -> 75	<b>Y287</b>	8161	0549	7047	200	20
1600	132AB		70 kW	72 -> 75	<b>Y261</b>	8045	2660	7047	215	20
1600	125BC		81 kW	69 -> 75	<b>Y261</b>	8045	2660	7047	215	20
1800	132C		87 kW	72 -> 77	<b>Y261</b>	8045	2660	7047	215	20
<b>125</b>										
1.6	125A	4 - 5M	66 - 74 kW	67 -> 74	<b>Y287</b>	8161	0549	7047	200	20
<b>126</b>										
600	126A	4	17 kW	72 -> 77	<b>Y014</b>	8006	0129	7044	155	20
650	126A1	4	18 kW	77 -> 87	<b>Y014</b>	8006	0129	7044	155	20
700	126A2	4M	19 kW	87 -> 96	<b>Y006</b>	8006	0736	7044	160	20
<b>127</b>										
900	127GL		33 kW	71 -> 77	<b>Y015</b>	8006	0736	7007	160	20
900	100GL	5M	33 - 35 kW	71 -> 86	<b>Y004</b>	8003	2757	7007	170	20
1050	127A	5M	37 - 51 kW	71 -> 81	<b>Y040</b>	8019	2629	7007	181	20
1050	127A	5M	37 kW	85 -> 86	<b>Y043</b>	8009	1855	7065	181	17
1300	127A3	5M	55 kW	81 -> 86	<b>Y040</b>	8019	2629	7007	181	20
1300 D	127A5	5M	33 kW	81 -> 85	<b>Y012</b>	8001	2664	7065	170	17
<b>128</b>										
1100	128A		40 kW	69 -> 74	<b>Y178</b>	8010	1855	7065	181	17
1100	128A	4	40 kW	74 -> 81	<b>Y043</b>	8009	1855	7065	181	17
1300	128AR		49 kW	71 -> 74	<b>Y178</b>	8010	1855	7065	181	17
1300	128AR		49 kW	74 -> 80	<b>Y043</b>	8009	1855	7065	181	17
1300	128A1		55 kW	69 -> 75	<b>Y043</b>	8009	1855	7065	181	17
<b>130</b>										
Berlina e Coupé	130		121 kW				0575		228	22
<b>131</b>										
1300	131A	4M	40 kW	74 -> 81			0304	7047	181	20
1300 - 1300 TC	131A	4M - 5M	40 - 48 kW	74 -> 81	<b>Y287</b>	8161	0549	7047	200	20
1400	131C1	5M	51 kW	81 -> 85			0304	7047	181	20
1400 TC	131C1	5M	51 kW	81 -> 82	<b>Y287</b>	8161	0549	7047	200	20
1600	131A1	5M	55 kW	74 -> 77	<b>Y261</b>	8045	2660	7047	215	20
1600 TC	131A1	4M - 5M	55 - 72 kW	74 -> 81	<b>Y287</b>	8161	0549	7047	200	20
2000	131CA	4M - 5M	74 - 86 kW	78 -> 85	<b>Y261</b>	8045	2660	7047	215	20
<b>132</b>										
1600	132C	4M - 5M	66 kW	77 - 81	<b>Y287</b>	8161	0549	7047	200	20
1600	132A	4M - 5M	66 kW	72 -> 77	<b>Y287</b>	8161	0549	7047	200	20
1800	132A1	4M - 5M	72 - 82 kW	72 -> 77	<b>Y261</b>	8045	2660	7047	215	20
2000 - 2000 i	132C2	5M	82 - 90 kW	77 -> 82	<b>Y261</b>	8045	2660	7047	215	20



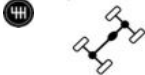








 Description	 Engine	 Gearbox - Chassis		 Year	 Code Kit	 Code	 Code	 Code		 Code
<b>500</b>										
F - L			11 - 13 kW	57 -> 75	<b>Y246</b>	8082	0129	7043	155	20
R				65 -> 72	<b>Y014</b>	8006	0129	7044	155	20
<b>500 NEW</b>										
1.3 D Multijet	169A1	5M - M73	55 kW	07 ->	<b>Y319</b>	8088	2840	7052	200	20
1.4 Abarth			99 - 103 kW	08 ->			6267		215	22
<b>500 C NEW</b>										
1.3 D Multijet			55 kW	07 ->	<b>Y319</b>	8088	2840	7052	200	20
<b>600</b>										
900 i	1170A1	5M	29 kW	98 -> 00	<b>Y004</b>	8003	2757	7007	170	20
1.1 i	176B2	5M	40 kW	98 -> 00	<b>Y037</b>	8020	6265	7052	180	20
1.1 i	187A1	5M	40 kW	00 -> 02	<b>Y040</b>	8019	2629	7007	181	20
<b>850</b>										
0.8	100		25 - 35 kW	64 -> 72			0736	7100	160	20
<b>ARGENTA</b>										
1600	132D3	5M	72 kW	81 -> 85	<b>Y287</b>	8161	0549	7047	200	20
2000 - 2000 i	132C3	5M	83 - 90 kW	81 -> 86	<b>Y261</b>	8045	2660	7047	215	20
2500 Diesel	8144.61		53 kW	81 -> 85			2082	7047	215	20
2500 Turbo Diesel	8144		66 kW	83 -> 85			2653	7047	228	20
<b>BARCETTA</b>										
1.8 16V	183A1	C510	96 kW	95 -> 00	<b>Y104</b>	8092	2739	7037	215	20
1.8 16V	183A6	C510	96 kW	00 ->	<b>Y123</b>	8045	2739	7037	215	20
<b>BRAVO - BRAVA</b>										
1.2 i 16V	182	5M	59 - 60 kW	98 -> 01	<b>Y143</b>	8116	6025	7052	190	20
1.4 i 12V	182	C514	55 - 59 kW	95 -> 98	<b>Y050</b>	8088	2714	7052	190	20
1.4 i 12V	182	C513	55 kW	95 -> 98				7065	190	20
1.6 i 16V	182A4	C513 - 5M	66 - 76 kW	95 -> 01	<b>Y051</b>	8089	2744	7065	200	20
1.6 i 16V	182A4	5M	76 kW	01 ->	<b>Y069</b>	8089	2818	7065	200	20
1.6 i 16V	182B6	5M	76 kW	98 -> 01	<b>Y051</b>	8089	2744	7065	200	20
1.6 i 16V	182B6	5M	76 kW	01 ->	<b>Y069</b>	8089	2818	7065	200	20
1.8 i 16V	182A2	C510	83 kW	95 -> 98	<b>Y104</b>	8092	2739	7037	215	20
1.8 i 16V	182A2	5M	83 kW	98 ->	<b>Y123</b>	8045	2739	7037	215	20
1.9 D	160A7	C513	48 kW	95 -> 98	<b>Y009</b>	8027	2631	7065	200	20
1.9 TD	182A7	C513 - 5M	55 - 74 kW	93 -> 98				7037	215	20
1.9 JTD 105	182B4	5M	77 kW	98 ->	<b>Y317</b>	8187	2939	7096	228	20
2.0 HGT 20V	182	C510	108 - 113 kW	95 -> 01	<b>Y128</b>	8081	2743	7037	228	20
<b>BRAVO II</b>										
1.4	192B2		56 kW	07 ->	<b>Y319</b>	8088	2840	7052	200	20
1.4 T-Jet	198A4		88 - 110 kW	07 ->			6267		215	22
<b>CINQUECENTO</b>										
0.7 - 0.7 i	170A	C515	22 - 23 kW	92 -> 98	<b>Y002</b>	8006	2764	7044	160	20
0.9 i - 0.9 ie	1170A1	C501	30 kW	91 -> 98	<b>Y004</b>	8003	2757	7007	170	20
1.1 Sporting	170AH		40 kW	94 -> 98	<b>Y037</b>	8020	6265	7052	180	20
1.1 i Sporting	176B2		40 kW	94 ->			2629		181	20
<b>COUPE'</b>										
1.8 i 16V	183A1	C510 - M5	96 kW	93 ->	<b>Y123</b>	8045	2739	7037	215	20
2.0 i 16V	836A3	C510	102 kW	93 -> 96	<b>Y112</b>	8045	2660	7037	215	20
2.0 i 20V	182A1	5M	110 - 113 kW	96 -> 98	<b>Y128</b>	8081	2743	7037	228	20
2.0 i Turbo 16V	175A1	C503	143 kW	93 -> 96			2740		235	20

 Description	 Engine	 Gearbox - Chassis		 Year	 Code Kit	 Code	 Code	 Code			
<b>CROMA</b>											
1.6	154A	C503	61 kW	85 -> 90		8161	0549	7065	200	20	
1.6	154A	C503	61 kW	91 -> 92	<b>Y111</b>	8045	0732	7065	215	20	
2.0 CHT	154A1	C503	83 - 85 - 88 - 103 kW	86 -> 96	<b>Y111</b>	8045	0732	7065	215	20	
2.0 ie 16V	154A1	C503	83 - 85 - 88 - 103 kW	86 -> 96	<b>Y111</b>	8045	0732	7065	215	20	
2.0 ie Turbo	154A2	5M - C503	110 - 114 kW	85 -> 96	<b>Y119</b>	8054	2653	7065	228	20	
2.0 T id	154B	5M - C603	69 - 85 kW	88 -> 96	<b>Y119</b>	8054	2653	7065	228	20	
2.5 D	8144-67	C503	55 kW	85 -> 88	<b>Y111</b>	8045	0732	7065	215	20	
2.5 TD - TDE	154	C503 - 5M	74 - 77 - 85 kW	85 -> 96	<b>Y119</b>	8054	2653	7065	228	20	
2.5 V6	834G	5M	122 kW	93 -> 96	<b>Y119</b>	8054	2653	7065	228	20	
<b>CROMA II</b>											
1.8 16V	936A4	5M	103 kW	05 ->	<b>Y227</b>	8128	6098	2 pcs.	205	14	H010
1.9 D Multijet	939A2		85 - 110 kW	05 ->					240	23	H002
2.2 16V	194A1		108 kW	05 ->			6340		228	14	H012
<b>DOBLO'</b>											
1.2 i	223A5	5M	48 kW	00 -> 05	<b>Y326</b>	8205	2817	7096	181	20	
1.3 MTJ 16V	188A9	5M - C510	51 kW	04	<b>Y294</b>	8176	6249	7065	215	20	
1.6 - 1.6 i - 1.6 i 16V	182B6	5M - C514	76 kW	01 -> 05	<b>Y300</b>	8179	6355	7073	200	18	
1.9 DS	223AG	5M - C510	46 kW	00 -> 05	<b>Y080</b>	8120	2744	7037	200	20	
1.9 JTD	182B9	C510	74 kW	01 -> 05	<b>Y317</b>	8187	2939	7096	228	20	
<b>DOBLO' II</b>											
1.3 MJTD 16V	199A2	C510	55 - 62 kW	06 ->	<b>Y294</b>	8176	6249	7065	215	20	
1.6 - 1.6 i - 1.6 i 16V	182B6	5M	76 kW	06 ->	<b>Y300</b>	8179	6355	7073	200	18	
1.9 MJTD - MJTD 8V	186A9	5M	74 - 88 kW	06 ->	<b>Y317</b>	8187	2939	7096	228	20	
<b>DUCATO 81 -&gt; 94</b>											
1.8 10 - 14 Q	169B	C504	52 kW	81 -> 90	<b>Y118</b>	8046	2423	7003	215	21	
1.9 10 - 14 Q	149B1	C504	48 kW	87 -> 94			9041	7003	215	21	
1.9 TD 10 - 14 Q	280A1	C504	60 kW	89 -> 94	<b>Y106</b>	8054	2750	7003	228	21	
2.0 10 - 14 - 18 Q	170B	C504	58 kW	81 -> 88	<b>Y118</b>	8046	2423	7003	215	21	
2.0 10 - 14 - 18 Q	170B	C504	57 kW	88 -> 94	<b>Y209</b>	8054	2749	7003	228	21	
2.5 D - 2.5 TD 10 - 14 - 18 Q	8144-21	C504	53 - 68 kW	81 -> 94	<b>Y209</b>	8054	2749	7003	228	21	
2.5 TD 4 14 Q	280 - 290	C504	70 kW	86 -> 94	<b>Y106</b>	8054	2750	7003	228	21	
<b>DUCATO 90 -&gt; 94</b>											
2.5 D - 2.5 D 4 10 - 12 - 14 Q	8140-27	5M - C504	76 kW	90 -> 94	<b>Y209</b>	8054	2749	7003	228	21	
2.5 TD - 2.5 TD 4 10 - 12 - 14 Q	8144-67	C504	55 kW	90 -> 94	<b>Y209</b>	8054	2749	7003	228	21	
<b>DUCATO 94 -&gt; 02</b>											
1.9 D - 1.9 TD 10 - 14 Q	230A2	ME5T	51 - 60 kW	94 -> 01	<b>Y107</b>	8054	2306	7030	228	21	
1.9 D - 1.9 TD 10 - 14 Q	230A2.000	ME5T	51 - 60 kW	94 -> 01	<b>Y107</b>	8054	2306	7030	228	21	
1.9 D - 1.9 TD 10 - 14 Q	XUD9A/K	ML5	52 - 66 kW	98 -> 01	<b>Y269</b>	8146	2749	7030	228	21	
2.0 - 2.0 i - 2.0 4 10 - 14 Q	XU102CL	ME5T	79 - 81 kW	94 -> 01	<b>Y269</b>	8146	2749	7030	228	21	
2.0 i 10 - 14 Q	XU102	ME5T	81 kW	94 -> 98	<b>Y269</b>	8146	2749	7030	228	21	
2.5 D - 2.5 D 4 10 - 14 - 18 Q	8140-47	ME5T - MG5T	63 - 85 kW	94 -> 01			2751		235	21	
2.5 D 10 - 14 Q	8140-67	ME5T	62 kW	94 -> 01	<b>Y105</b>	8054	2730	7030	228	21	
2.5 D 10 - 14 Q	8140-67	ME5T	62 kW	94 -> 01			2749	7030	228	21	
2.5 TD - 2.5 TD 4 10 - 14 - 18 Q	8140-47	ME5T - MG5T	63 - 85 kW	94 -> 01			2751		235	21	
2.8 D - 2.8 D 4 18 Q	8140-63	MG5T	64 kW	98 -> 01			2751		235	21	
2.8 D 10 - 14 Q	8140-63	ML5	64 kW	98 -> 01	<b>Y105</b>	8054	2730	7030	228	21	
2.8 JTD - 2.8 JTD 4	8140-43	Chass. 6144126 ->	90 - 107 kW	00 -> 02			6447		241	21	
2.8 JTD - 2.8 JTD 4	8140-43	-> Chass. 6144125	90 - 107 kW	00 -> 02			6177		235	21	
2.8 TD - 2.8 TD 4	8140-43	-> Chass. 6144125	90 - 107 kW	00 -> 02			6177		235	21	
2.8 TD - 2.8 TD 4	8140-43	Chass. 6144126 ->	90 - 107 kW	00 -> 02			6447		241	21	


 Description	 Engine	 Gearbox - Chassis	 Year	 Code Kit	 Code	 Code	 Code	 Code	 Code	 Code
<b>DUCATO 02 -&gt; 06</b>										
2.0 JTD 11 - 15 Q	RHV	5M	62 kW	02 -> 06	<b>Y198</b>	8113	6059	7073	228	18
2.3 JTD 11 - 14 - 18 Q	FIAED481C	5M	81 kW	02 -> 06			2932		230	21
2.8 TD - JTD - TD 4 - JTD 4 - JYD Power	8140-43/S/N	5M - 5M/M20	90 - 107 kW	02 -> 06			6447		241	21
<b>DUCATO 06 -&gt;</b>										
2.3 MJTD	23DT	Not for M46	88 kW	06 ->			6286		254	21 H009
2.3 MJTD	23DT	Not for M46	96 kW	06 ->			6286		254	21 H009
3.0 MJTD	FICED481D	6M - 6M/M96	116 kW	06 -> 08			6238		257	23
<b>DUNA</b>										
1.1	146A6	C506	43 kW	87 -> 91	<b>Y010</b>	8019	2624	7065	181	17
1.3	146A5	C506	49 kW	87 -> 91	<b>Y010</b>	8019	2624	7065	181	17
1.7 DS	149B3	C513	44 kW	87 -> 91	<b>Y064</b>	8027	1871	7065	200	17
<b>ELBA</b>										
1.6	159A3			89 -> 93	<b>Y008</b>	8060	2587	7065	190	20
<b>FIORINO 127 78 -&gt; 87</b>										
900	127GL	C501	33 kW	78 -> 85	<b>Y004</b>	8003	2757	7007	170	20
1050	127A	4 - C501	37 kW	79 -> 87	<b>Y040</b>	8019	2629	7007	181	20
1050 Brasilia	127A	5M - C506	37 kW	-> 89	<b>Y043</b>	8009	1855	7065	181	17
1300 D	127A5	4 - 5M	33 kW	81 -> 87	<b>Y012</b>	8001	2664	7065	170	17
<b>FIORINO 146 88 -&gt; 00</b>										
1.1	146A9	C506	40 kW	88 -> 93	<b>Y010</b>	8019	2624	7065	181	17
1.3	146A5	5M - C513	49 kW	88 -> 93	<b>Y010</b>	8019	2624	7065	181	17
1.3 D	146B1		33 kW	90 -> 93	<b>Y012</b>	8001	2664	7065	170	17
1.4 ie	146C5	Chass. 8475740 ->	49 kW	-> 00	<b>Y008</b>	8060	2587	7065	190	20
1.4 ie	146D5	Chass. -> 8475739	49 kW	94 ->	<b>Y210</b>	8060	1690	7065	190	17
1.5 ie	149C1	C506	55 kW	88 -> 93	<b>Y210</b>	8060	1690	7065	190	17
1.6 - 1.6 ie	146C6	C513	55 kW	93 -> 00	<b>Y008</b>	8060	2587	7065	190	20
1.7 D	146B2	Chass. 8475740 ->	42 - 44 kW	-> 00	<b>Y009</b>	8027	2631	7065	200	20
1.7 D	146B2	Chass. -> 8475739	42 - 44 kW	87 -> 93	<b>Y064</b>	8027	1871	7065	200	17
1.7 TDS	146D7	eng. 2426764 ->	46 kW	-> 00	<b>Y056</b>	8118	2840	7052	200	20
1.7 TDS	146D7	eng. -> 2426763	46 kW	96 ->	<b>Y009</b>	8027	2631	7065	200	20
<b>FIORINO 147 08 -&gt;</b>										
1.3 D Multijet	199A2		55 kW	08 ->			6249		215	20
<b>IDEA</b>										
1.3 MJT 16 V	188A9	407 - 5M	51 kW	03 ->				7096	215	20
1.3 MJT 16 V	199A3	407 - 5M	66 kW	03 ->	<b>Y294</b>	8176	6249	7065	215	20
1.4 - 1.4 i 8V	350A1	5M - 5M/M11	57 kW	05 ->	<b>Y318</b>	8106	2675	7073	200	18
1.4 i 16V	843A1	5M - 6M	66 - 70 kW	03 ->	<b>Y318</b>	8106	2675	7073	200	18
1.9 JTD	188B2	5M	74 kW	04 ->			6287		225	20
<b>LINEA</b>										
1.3 MJTD 16V	199A3	5M/M72	66 kW	07 ->	<b>Y294</b>	8176	6249	7065	215	20
1.4 i	350A1	5M/M13	57 kW	07 ->	<b>Y318</b>	8106	2675	7073	200	18
1.4 T-Jet 16V	199A4	6M	88 kW	07 ->			6267		215	22
1.6 D Multijet	198A3		77 kW	09 ->					240	20 H002










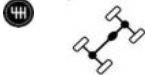








 Description	 Engine	 Gearbox - Chassis		 Year	 Code Kit	 Code	 Code	 Code		 Code
<b>MAREA</b>										
1.2 16V	182B2	5M	60 kW	98 -> 03	<b>Y143</b>	8116	6025	7052	190	20
1.4 i 12 V	182A3	5M	59 kW	96 -> 99	<b>Y050</b>	8088	2714	7052	190	20
1.6 i 16V	182A4	5M	76 - 77 kW	96 ->	<b>Y051</b>	8089	2744	7065	200	20
1.6 i 16V	182A4	5M	76 kW	99 ->	<b>Y319</b>	8088	2840	7052	200	20
1.6 i 16V	182B6	5M	76 kW	99 ->	<b>Y319</b>	8088	2840	7052	200	20
1.8 i 16V	182A2	5M - 5ML	83 kW	96 -> 99	<b>Y104</b>	8092	2739	7037	215	20
1.8 i 16V	182A2	5M - 5ML	83 kW	99 ->	<b>Y123</b>	8045	2739	7037	215	20
1.9 TD	182A7	5M	55 - 74 kW	96 -> 99			2662	7037	215	20
1.9 JTD	182B4	5M	77 - 81 kW	99 -> 01	<b>Y317</b>	8187	2939	7096	228	20
2.0 i 20V	182A1	5M	108 - 110 - 113 kW	96 -> 01	<b>Y128</b>	8081	2743	7037	228	20
2.4 TD	185A2	5M	91 kW	96 -> 99			2931	7066	235	20
2.4 JTD	185A6	5M	100 kW	00 ->			2752	7066	235	20
2.4 JTD	185A6	5M	100 kW	99 -> 00			2931	7066	235	20
<b>MARENGO</b>										
1.9 D	160A7	C513	48 kW	89 -> 95	<b>Y009</b>	8027	2631	7065	200	20
1.9 TD	160A6	C510	68 kW	89 -> 95				7037	215	20
1.9 TD	182A7	5M	55 - 74 kW	95 -> 98				7037	215	20
1.9 JTD	182B4	5M	77 - 81 kW	99 -> 02	<b>Y317</b>	8187	2939	7096	228	20
<b>MULTIPLA</b>										
1.6 i 16V	182A4	5M	70 - 76 kW	98 -> 04	<b>Y051</b>	8089	2744	7065	200	20
1.6 i 16V	182B6	5M	76 kW	98 -> 04	<b>Y051</b>	8089	2744	7065	200	20
1.6 i 16V	182B6	5M	76 kW	04 ->	<b>Y051</b>	8089	2744	7065	200	20
1.9 JTD	182B4	5M	77 - 88 kW	98 -> 04	<b>Y317</b>	8187	2939	7096	228	20
1.9 JTD	186A8	5M	85 - 88 kW	04 ->	<b>Y317</b>	8187	2939	7096	228	20
<b>PALIO</b>										
1.0 i		C513 - C514	45 kW	96 ->	<b>Y326</b>	8205	2817	7096	181	20
1.0 i 16V		C513	56 kW	96 ->	<b>Y326</b>	8205	2817	7096	181	20
1.1	178B9.033	5M	40 kW	97 -> 03			2817	7096	181	20
1.1	178B9	5M	40 kW	97 -> 03	<b>Y039</b>	8020	2712	7052	181	20
1.2 i	178B7.045	5M	50 kW	99 -> 01	<b>Y326</b>	8205	2817	7096	181	20
1.2 i	178C4.066	5M	53 kW	01 -> 03	<b>Y143</b>	8116	6025	7052	190	20
1.2 i Week End	178B5	5M	55 kW	99 -> 01	<b>Y039</b>	8020	2712	7052	181	20
1.2 i 16V	188A5	5M	59 kW	01 -> 03	<b>Y143</b>	8116	6025	7052	190	20
1.3 JTD Multijet	188A9.000			03 ->			6249		215	20
1.4 i	178B2	5M	52 kW	96 -> 99	<b>Y326</b>	8205	2817	7096	181	20
1.4 i	178B2	5M	52 - 59 kW	99 -> 01	<b>Y143</b>	8116	6025	7052	190	20
1.6 i	178D2.011	C513	78 kW	99 -> 01	<b>Y069</b>	8089	2818	7065	200	20
1.6 i 16V	178B3	C513	74 kW	99 -> 01	<b>Y069</b>	8089	2818	7065	200	20
1.6 i Week End 16V	182B6	C513	76 kW	97 -> 01	<b>Y069</b>	8089	2818	7065	200	20
1.6 i 16V	178E7	5M	76 kW	01 ->	<b>Y300</b>	8179	6355	7073	200	18
1.7 D	176B3	5M	43 kW	98 -> 01	<b>Y056</b>	8118	2840	7052	200	20
1.7 TD Week End	176A3	5M	53 kW	97 -> 01	<b>Y056</b>	8118	2840	7052	200	20
1.7 TD Week End	176B7	5M	44 - 47 kW	97 -> 01	<b>Y056</b>	8118	2840	7052	200	20
1.7 TD	178A3	5M	43 - 52 kW	98 -> 01	<b>Y009</b>	8027	2631	7065	200	20
1.9 D Week End	223A6	5M	46 kW	97 -> 01	<b>Y080</b>	8120	2744	7037	200	20
1.9 JTD Week End	188A2	5M	59 kW	01 -> 02				7065	235	20



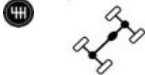









 Description	 Engine	 Gearbox - Chassis		 Year	 Code Kit	 Code	 Code	 Code	 Code	 Code
<b>PANDA</b>										
650	126B	C515	22 kW	80 -> 86	<b>Y006</b>	8006	0736	7044	160	20
750	141B	4M - C501	25 kW	86 -> 92	<b>Y004</b>	8003	2757	7007	170	20
750	141B	4M - C501	25 kW	87 -> 92	<b>Y011</b>	8006	2764	7007	160	20
850	100GL6	C501	25 kW	82 -> 86	<b>Y004</b>	8003	2757	7007	170	20
900 ie	1170A1	5M	29 kW	89 -> 03	<b>Y004</b>	8003	2757	7007	170	20
900 - 45	100GL3	5M - C501	33 kW	80 -> 92	<b>Y004</b>	8003	2757	7007	170	20
1000 4	A112B1	5M	35 kW	83 -> 86	<b>Y004</b>	8003	2757	7007	170	20
1000 - 1000 ie - 1000 ie 4	141C2	4M - 5M - C501	33 - 37 kW	86 -> 03	<b>Y004</b>	8003	2757	7007	170	20
1100 ie - 1100 ie 4	156C	5M - C501	37 - 40 kW	89 -> 03	<b>Y040</b>	8019	2629	7007	181	20
1100 ie	187A1	C501	40 kW	00 -> 03	<b>Y040</b>	8019	2629	7007	181	20
1300 D	156A5	C501	27 kW	86 -> 92	<b>Y013</b>	8002	2757	7007	170	20
<b>PANDA 2003</b>										
1.1 i	187A1	C514	40 kW	03 ->	<b>Y039</b>	8020	2712	7052	181	20
1.2	169A4		51 kW	10 ->	<b>Y319</b>	8088	2840	7052	200	20
1.2 Bi-Power - Natural Power	188A4		44 kW	07 ->	<b>Y039</b>	8020	2712	7052	181	20
1.2 i	188A4	C514	44 kW	03 ->	<b>Y039</b>	8020	2712	7052	181	20
1.2 i 4	188A4	5M	44 kW	04 ->	<b>Y143</b>	8116	6025	7052	190	20
1.3 D Multijet	188A8		55 kW	06 ->	<b>Y319</b>	8088	2840	7052	200	20
1.3 D Multijet 4	188A8		55 kW	10 ->	<b>Y319</b>	8088	2840	7052	200	20
1.3 JTD 4 Multijet 16V	188A9	5M	51 kW	03 ->	<b>Y319</b>	8088	2840	7052	200	20
<b>PUNTO 93 -&gt; 99</b>										
1.1 i	176A6	5M - C510	40 kW	93 -> 99	<b>Y037</b>	8020	6265	7052	180	20
1.2 i	176A7	C514	44 kW	93 -> 99	<b>Y037</b>	8020	6265	7052	180	20
1.2 i	176A8	C514	55 kW	93 -> 99	<b>Y039</b>	8020	2712	7052	181	20
1.2 i 16V	176B9	5M	63 kW	97 -> 99	<b>Y143</b>	8116	6025	7052	190	20
1.4 i GT	176A4	5M	96 - 100 kW	93 -> 99			2660	7037	215	20
1.6 i	176A9	5M - C514	66 kW	93 -> 97	<b>Y139</b>	8116	2714	7052	190	20
1.7 D	176B3	5M - C514	43 kW	94 -> 97	<b>Y056</b>	8118	2840	7052	200	20
1.7 TD	176B7	C510	44 kW	96 -> 00	<b>Y056</b>	8118	2840	7052	200	20
1.7 TD	176A3	5M - C510	47 - 83 kW	93 -> 99	<b>Y090</b>	8050	2631	7065	200	20
<b>PUNTO II 99 -&gt; 03</b>										
1.2 i	188A4	5M	44 kW	99 -> 03	<b>Y039</b>	8020	2712	7052	181	20
1.2 i 16V	188A5	5M - 6M	59 kW	99 -> 03	<b>Y143</b>	8116	6025	7052	190	20
1.4 i 16V	834A1	5M - 6M	70 kW	03 ->	<b>Y318</b>	8106	2675	7073	200	18
1.8 i 16V	183A1	5M	96 kW	99 -> 03	<b>Y104</b>	8092	2739	7037	215	20
1.9 D	188A3	5M	44 kW	99 -> 03	<b>Y080</b>	8120	2744	7037	200	20
1.9 JTD	188A2	5M	59 - 63 kW	99 -> 03			2939	7065	228	20
<b>PUNTO II 03 -&gt;</b>										
1.2 i	188A4	5M	38 - 44 kW	03 ->	<b>Y039</b>	8020	2712	7052	181	20
1.2 i 16V	188A5	5M	59 kW	03 ->	<b>Y143</b>	8116	6025	7052	190	20
1.2 i 8V	199A2	5M	48 kW	05 ->	<b>Y318</b>	8106	2675	7073	200	18
1.3 MTJ 16V	189A9	5M	51 kW	03 ->	<b>Y294</b>	8176	6249	7065	215	20
1.4 i 16V	843A1	5M - 6M	70 kW	03 ->	<b>Y318</b>	8106	2675	7073	200	18
1.4 i 16V	350A1	5M	59 kW	05 ->	<b>Y318</b>	8106	2675	7073	200	18
1.6 D Multijet	955A3		88 kW	08 ->					240	20
1.9 D Multijet	199A5		88 - 96 kW	05 ->					240	20
1.9 JTD	188A7	5M	63 kW	03 ->			2939	7065	228	20
1.9 JTD Multijet	188A7	5M	63 - 74 kW	03 ->			6154	7065	228	20



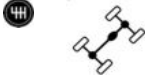








 Description	 Engine	 Gearbox - Chassis	 Year	 Code Kit	 Code	 Code	 Code	 Code	 Code	 Code
<b>GRANDE PUNTO</b>										
1.2 i 8V	199A4	5M - 4M	48 kW	05 ->	<b>Y318</b>	8106	2675	7073	200	18
1.2 i	350A1		51 kW	10 ->				7052	200	20
1.3 D Multijet	199A3		66 kW	05 ->					220	22
1.3 MJT 16V	199A2	5M - M73	55 kW	05 ->	<b>Y294</b>	8176	6249	7065	215	20
1.3 MJT 16V	199B4		62 kW	10 ->				7096		
1.4 i 8V - 1.4 i 16V	199A6	5M - M/11	55 - 70 kW	05 ->	<b>Y318</b>	8106	2675	7073	200	18
1.4 Abarth 16V	199A8	6M	114 kW	07 ->			6224		215	20
1.4 T-Jet	198A4		88 kW	07 ->			6267		215	22
1.6 D Multijet	955A3		88 kW	08 ->					240	20
1.9 D Multijet	199A5		88 - 96 kW	05 ->			6441		241	20
<b>PUNTO EVO</b>										
1.2	169A4		48 - 51 kW	09 -> 12					200	
1.3 MTJ 16V	199B4			09 -> 12					220	
1.3 D MTJ	199A9		51 - 55 kW	08 -> 12				7096	220	
1.3 D MTJ	199A3	6 Speed	66 kW	09 -> 12				7096	220	H001
1.3 D MTJ	199A3	Selespeed	66 kW	09 -> 12				7096	220	H008
1.3 D MTJ	199B1		70 kW	09 -> 12				7096	220	H008
1.4	199A7		55 - 57 77 kW	09 -> 12				7052	200	
1.4 16V	955A2		99 kW	09 -> 12			6267		215	22
1.4 Abarth	955A8		120 kW	09 -> 12			6224		215	20
<b>QUBO</b>										
1.3 D Multijet	199A2		55 kW	08 ->	<b>Y294</b>	8176	6249	7065	215	20
1.3 D Multijet	199B1		70 kW	10 ->				7096		
1.4	350A1		54 kW	09 ->				7052	200	18
<b>REGATA</b>										
1.1	146A4	4M	44 kW	86 -> 90	<b>Y043</b>	8009	1855	7065	181	17
1.3	149A7	Chass. -> 7272790	52 kW	86 ->	<b>Y210</b>	8060	1690	7065	190	17
1.3	138B2	Chass. 7272791 ->	52 kW	-> 89	<b>Y008</b>	8060	2587	7065	190	20
1.3	149A7	Gear. 6786702 ->	52 kW	-> 90	<b>Y007</b>	8019	0304	7065	181	20
1.5	138B3	Chass. -> 7272790	55 - 60 kW	83 ->	<b>Y210</b>	8060	1690	7065	190	17
1.5 - 1.5 ie	138C2	Chass. 7272791 ->	55 kW	-> 90	<b>Y008</b>	8060	2587	7065	190	20
1.6	149A	Chass. -> 7272790	63 kW	86 ->	<b>Y210</b>	8060	1690	7065	190	17
1.6	149A	Chass. 7272791 ->	63 kW	-> 90	<b>Y008</b>	8060	2587	7065	190	20
1.6 Week End	149A4	Chass. 7540753 ->	74 kW	86 -> 90	<b>Y060</b>	8161	0549	7037	200	20
1.7 D	149B3	5M	44 kW	83 -> 96	<b>Y064</b>	8027	1871	7065	200	17
1.7 D	136B6	5M	43 kW	84 -> 86	<b>Y064</b>	8027	1871	7065	200	17
1.9 D - 1.9 D Week End	149A1	5M	48 kW	83 -> 86	<b>Y064</b>	8027	1871	7065	200	17
1.9 TD	831D1	5M	59 kW	86 -> 90			2662	7037	215	20
<b>RITMO</b>										
1.0	127A6	4 - 4M	44 kW	80 -> 85	<b>Y043</b>	8009	1855	7065	181	17
1.1	138A	4 - 4M - 5M	37 - 44 kW	78 -> 88	<b>Y043</b>	8009	1855	7065	181	17
1.3	128A3	4 - 5M	48 - 55 kW	78 -> 88	<b>Y043</b>	8009	1855	7065	181	17
1.5	138A2	Gear. 4378022 ->	56 - 63 kW	78 -> 88	<b>Y210</b>	8060	1690	7065	190	17
1.5	138AE	Gear. -> 4378021	63 kW	81 -> 82	<b>Y043</b>	8009	1855	7065	181	17
1.7 D	138A5	4M - 5M	40 kW	80 -> 85	<b>Y064</b>	8027	1871	7065	200	17
1.7 D	149B3	5M	44 kW	82 -> 88	<b>Y064</b>	8027	1871	7065	200	17
1.9 TD	831D1	5M	59 kW	86 -> 88			2485	7037	215	20
2.0	154C5	5M	74 - 96 kW	81 -> 88	<b>Y111</b>	8045	0732	7065	215	20

 Description	 Engine	 Gearbox - Chassis	 Year	 Code Kit	 Code	 Code	 Code	 Code	 Code	 Code
<b>SCUDO 95 -&gt; 03</b>										
1.6	220A2	5M	59 kW	95 -> 03			2904	7005	215	18
2.0 i 16V	EW10J4/L4	BE4R	100 kW	00 -> 03	<b>Y198</b>	8113	6059	7073	228	18
1.9 D	DW8/W3	5M	52 kW	96 -> 00	<b>Y403</b>	8167	2668	7006	215	18
1.9 D	DW8/W3	5M - BE4R	52 kW	00 -> 03	<b>Y402</b>	8167	2668	7073	215	18
1.9 D	XUD9A/K	5M	52 kW	95 -> 01	<b>Y057</b>	8047	2668	7005	215	18
1.9 TD	XUD9TEF/K	5M	66 kW	95 -> 03	<b>Y269</b>	8146	2749	7030	228	21
2.0 JTD	DW10BTED/L4	5M	69 kW	00 -> 03			2750	7087	228	21
2.0 JTD - 2.0 JTD 16V	DW10ATED4	5M - ML5	80 kW	00 -> 03	<b>Y272</b>	8152	6117	7087	225	21
<b>SCUDO 04 -&gt; 06</b>										
1.9 D	DW8B/L4	5M	52 kW	04 -> 06	<b>Y402</b>	8167	2668	7073	215	18
2.0 16V	EW10J4/L4	5M	100 kW	04 -> 06	<b>Y198</b>	8113	6059	7073	228	18
2.0 MJT	DW10BTED/L4	5M	69 kW	04 -> 06	<b>Y198</b>	8113	6059	7073	228	18
2.0 MJT 16V	DW10ATED	5M	80 kW	04 -> 06	<b>Y272</b>	8152	6117	7087	225	21
<b>SCUDO 07 -&gt;</b>										
1.6 D Multijet			66 kW	07 ->	<b>Y328</b>	8216	6427	7073	230	18
<b>SEDICI</b>										
1.9 D Multijet - 4			88 - 96 kW	06 ->			6441		241	20
<b>SEICENTO</b>										
900 i	1170A1	5M	29 kW	98 -> 00	<b>Y004</b>	8003	2757	7007	170	20
1.1 i	176B2	5M	40 kW	98 -> 00	<b>Y037</b>	8020	6265	7052	180	20
1.1 i	187A1	5M	40 kW	00 -> 02	<b>Y040</b>	8019	2629	7007	181	20
<b>SIENA 97 -&gt; 01</b>										
1.0 i		C513 - C514	45 kW	96 ->	<b>Y326</b>	8205	2817	7096	181	20
1.2 i	178C4	5M	54 kW	00 -> 01	<b>Y039</b>	8020	2712	7052	181	20
1.2 i	178C4	5M	54 kW	98 -> 00	<b>Y326</b>	8205	2817	7096	181	20
1.4 i	178B2	5M	52 - 59 kW	97 -> 01	<b>Y326</b>	8205	2817	7096	181	20
1.4 i	178B2.016	5M	52 kW	99 -> 01	<b>Y143</b>	8116	6025	7052	190	20
1.6 16V	178B3	5M - C513	68 - 78 kW	97 -> 01	<b>Y069</b>	8089	2818	7065	200	20
1.7 D - 1.7 TD	176B3	C513	43 kW	98 -> 01	<b>Y056</b>	8118	2840	7052	200	20
1.7 TD	176B3	C514	43 kW	00 -> 01	<b>Y056</b>	8118	2840	7052	200	20
1.7 TD	178C9	C514	47 kW	00 -> 01	<b>Y009</b>	8027	2631	7065	200	20
<b>SIENA 02 -&gt;</b>										
1.2 - 1.2 i 16V	178C4	5M	44 - 53 kW	02 -> 03	<b>Y143</b>	8116	6025	7052	190	20
1.2 i 16V	188A5	5M	59 kW	02 ->	<b>Y143</b>	8116	6025	7052	190	20
1.6 i 16V	182B6	5M	76 kW	02 ->	<b>Y300</b>	8179	6355	7073	200	18
<b>STILO 01 -&gt; 04</b>										
1.2 i 16V	188A5	6M	59 kW	01 -> 03					190	20
1.6 i 16V	182B6	C514	76 kW	01 -> 03	<b>Y300</b>	8179	6355	7073	200	18
1.8 i 16V	192A4	5M	96 kW	01 -> 03			2739		215	20
1.9 JTD	192A1	Chass. -> 0091512	85 kW	01 ->					235	20
1.9 JTD	192A1	Chass. 0091513 ->	85 kW	-> 03					235	20
1.9 JTD	192A3	5M	59 kW	01 -> 03	<b>Y317</b>	8187	2939	7096	228	20
2.4 i Abarth 20V	192A2	C530	125 kW	01 -> 03			2939		228	20
<b>STILO 04 -&gt;</b>										
1.4 i 16V	843A1	6M	70 kW	04 ->	<b>Y318</b>	8106	2675	7073	200	18
1.6 i 16V	178E7	5M	76 - 100 kW	04 ->	<b>Y300</b>	8179	6355	7073	200	18
1.8 i 16V	192A4	5M	96 kW	04 ->			2739		215	20
1.9 JTD - 1.9 JTD 16V	192A3	5M	59 - 103 kW	04 ->	<b>Y317</b>	8187	2939	7096	228	20
1.9 JTD - 1.9 MJT	192A1	5M - 6M	59 - 88 kW	04 ->					235	20
1.9 JTD 16V - 1.9 MJT 16V	192 A5	5M - 6M	93 - 110 kW	04 ->					235	20
2.4 i 20V Selespeed	192A2	5M	125 kW	04 ->			2939		228	20

 Description	 Engine	 Gearbox - Chassis	 Year	 Code Kit	 Code	 Code	 Code	 Code	 Code	 Code
<b>STRADA</b>										
1.1	146A4	4	44 kW	85 -> 88	<b>Y043</b>	8009	1855	7065	181	17
1.2	188A4		44 kW	03 ->	<b>Y326</b>	8205	2817	7096	181	20
1.2	178B5		54 kW	99 ->	<b>Y326</b>	8205	2817	7096	181	20
1.3	149A7	5M	52 kW	85 -> 88	<b>Y043</b>	8009	1855	7065	181	17
1.5	149A5	5M	63 kW	85 -> 88	<b>Y210</b>	8060	1690	7065	190	17
2.0	FIAT04	5M	96 kW	85 -> 88	<b>Y111</b>	8045	0732	7065	215	20
<b>STRADA PICK UP</b>										
1.2 i	178B5	5M	56 kW	99 -> 03			2817	7096	181	20
1.3 MJTD	233A9	5M	62 kW	03 ->	<b>Y294</b>	8176	6249	7065	215	20
1.7 DS	176A3	5M	53 kW	99 -> 03	<b>Y056</b>	8118	2840	7052	200	20
1.9 DS	223A6	5M	46 kW	00 -> 06	<b>Y080</b>	8120	2744	7037	200	20
1.9 JTD	188A2	5M	59 kW	03 -> 06				7096	228	20
<b>TALENTO</b>										
1.9 D	149B1	C504	48 kW	88 -> 94			9041	7003	215	21
<b>TEMPRA</b>										
1.4 - 1.4 ie	159A2 - 836A4	C513	51 - 57 kW	89 -> 96	<b>Y007</b>	8019	0304	7065	181	20
1.4 - 1.4 ie	159A2	C513	51 - 57 kW	90 -> 96	<b>Y008</b>	8060	2587	7065	190	20
1.6 - 1.6 ie	159A3	5M - C513	55 - 66 kW	89 -> 96	<b>Y008</b>	8060	2587	7065	190	20
1.6 Selecta			<b>Coupling</b>				2771			25
1.8 ie	159A4	Eng. -> 128842	79 - 80 kW	89 ->	<b>Y060</b>	8161	0549	7037	200	20
1.8 ie - 1.8 ie 16V	159A4	Eng. 128843 ->	66 - 80 kW	-> 96	<b>Y112</b>	8045	2660	7037	215	20
1.9 D	160A7	C513	48 kW	89 -> 96	<b>Y009</b>	8027	2631	7065	200	20
1.9 TD - 1.9 TDS	160A6	C510	60 - 68 kW	89 -> 96			2739	7039	215	20
2.0 ie	159A6	C510 - C513	85 kW	89 -> 96	<b>Y112</b>	8045	2660	7037	215	20
2.0 ie 4	159A6	C510	85 kW	92 -> 96	<b>Y119</b>	8054	2653	7065	228	20
<b>TIPO</b>										
1.1	160A3	C513	41 kW	88 -> 93	<b>Y007</b>	8019	0304	7065	181	20
1.4 - 1.4 ie	159A2	5M	51 - 57 kW	88 -> 95	<b>Y007</b>	8019	0304	7065	181	20
1.4 Selecta			<b>Coupling</b>				2771			25
1.6 - 1.6 ie	159A3	5M - C513	55 - 57 - 61 kW	88 -> 95	<b>Y008</b>	8060	2587	7065	190	20
1.6 2 ACT	1602.ACT	5M	60 kW	88 -> 93	<b>Y060</b>	8161	0549	7037	200	20
1.6 Selecta			<b>Coupling</b>				2771			25
1.7 D	149B4	5M - C513	43 kW	88 -> 95	<b>Y009</b>	8027	2631	7065	200	20
1.8 ie	159A4	Eng. -> 1288762	79 - 80 kW	89 -> 91	<b>Y109</b>	8161	2636	7037	200	20
1.8 ie - 1.8 ie 16V	159A4	Eng. 1288763 ->	66 - 102 kW	89 -> 95	<b>Y112</b>	8045	2660	7037	215	20
1.9 D	160A7	C510 - C513	48 kW	89 -> 95	<b>Y009</b>	8027	2631	7065	200	20
1.9 TD - 1.9 TDS	160A6	5M - C510	60 - 68 kW	89 -> 96			2739	7039	215	20
2.0 ie	159A5	5M - C510	80 - 85 kW	90 -> 95	<b>Y112</b>	8045	2660	7037	215	20
2.0 ie 16V	154E1	5M - C510	103 - 109 kW	91 -> 95	<b>Y112</b>	8045	2660	7037	215	20
<b>ULYSSE 94 -&gt; 98</b>										
1.8	LFW	5M	73 kW	96 -> 98	<b>Y057</b>	8047	2668	7005	215	18
1.9 TD	XUD9TEF	5M	66 kW	94 -> 98	<b>Y269</b>	8146	2749	7030	228	21
2.0 ie	RFU	5M	89 kW	94 -> 98	<b>Y057</b>	8047	2668	7005	215	18
2.0 ie Turbo	XUD9TEF	5M	66 kW	94 -> 98			2730	7030	228	21
2.0 ie Turbo	RGX	ML5	110 kW	97 -> 98			2936	7030	228	21
2.1 TD	PBC	ML5	81 kW	96 -> 98			2936	7030	228	21





 Description	 Engine	 Gearbox - Chassis		 Year	 Code Kit	 Code	 Code	 Code		 Code
<b>ULYSSE 98 -&gt; 02</b>										
1.8 ie	LFW	5M	73 kW	97 -> 02	<b>Y057</b>	8047	2668	7005	215	18
2.0 ie 16V	EW10J4/L4	5M	100 kW	98 -> 02	<b>Y198</b>	8113	6059	7073	228	18
2.0 ie - 2.0 ie 16V	RFU	5M - ML5	90 - 98 kW	98 -> 02	<b>Y057</b>	8047	2668	7005	215	18
2.0 ie Turbo	RGX	ML5	110 kW	98 -> 02			2936	7030	228	21
2.0 JTD - 2.0 JTD 16V	DW10ATED4	5M	79 - 80 kW	99 -> 02	<b>Y272</b>	8152	6117	7087	225	21
2.1 TD	PBC	ML5	81 kW	98 -> 02			2936	7030	228	21
<b>ULYSSE 02 -&gt;</b>										
2.0 i 16V	EW10J4/L4	BE4/5J	100 kW	02 -> 05	<b>Y198</b>	8113	6059	7073	228	18
2.0 JTD 16V	DW10ATED4	ML5C	80 kW	02 -> 06	<b>Y272</b>	8152	6117	7087	225	21
2.2 JTD 16V	DW12ATED4/L4	ML5C - ML6C	94 kW	02 -> 06			6100		241	21
<b>UNO</b>										
1.0	146B4	5M	33 kW	83 -> 92	<b>Y040</b>	8019	2629	7007	181	20
1.0 Fire	156A2	C501	33 kW	93	<b>Y004</b>	8003	2757	7007	170	20
1.1	138B	C506	40 - 44 kW	85 -> 89	<b>Y043</b>	8009	1855	7065	181	17
1.1 - 1.1 GPL	138B	C501	40 - 44 kW	83 -> 92	<b>Y040</b>	8019	2629	7007	181	20
1.1 - 1.1 ie	156C	Chass. -> 1882288	37 - 41 kW	89 ->	<b>Y040</b>	8019	2629	7007	181	20
1.1 ie	156C	Chass. 1882289 ->	37 kW	-> 93	<b>Y007</b>	8019	0304	7065	181	20
1.1 ie	156C	C514	37 kW	94 ->	<b>Y037</b>	8020	6265	7052	180	20
1.3	138B2	Chass. -> 1906296	52 kW	83 -> 89	<b>Y040</b>	8019	2629	7007	181	20
1.3	138B2	Chass. 1906297 ->	52 kW	-> 89	<b>Y043</b>	8009	1855	7065	181	17
1.3 D	127A5	C501	33 kW	80 -> 92	<b>Y013</b>	8002	2757	7007	170	20
1.3 ie Turbo	146A2	C510	74 kW	89 -> 91	<b>Y316</b>	8060	2587	7037	190	20
1.3 Turbo ie	146A2	Chass. -> 7130387	74 kW	85 ->	<b>Y210</b>	8060	1690	7065	190	17
1.3 Turbo ie	146A2	Chass. 7130388 ->	74 kW	-> 89	<b>Y008</b>	8060	2587	7065	190	20
1.4 - 1.4 i - 1.4 ie	146A7	C510	51 - 52 kW	89 -> 93	<b>Y007</b>	8019	0304	7065	181	20
1.4 ie Turbo	146A8	C510	82 kW	89 -> 93	<b>Y060</b>	8161	0549	7037	200	20
1.4 Selecta			<b>Coupling</b>				2771			25
1.4 TD	146B3	Chass. -> 7344766	44 kW	86 ->	<b>Y064</b>	8027	1871	7065	200	17
1.4 TD	146B3	5M	44 kW	88 -> 93	<b>Y009</b>	8027	2631	7065	200	20
1.5	138 C2	C513	55 kW	86 -> 89	<b>Y210</b>	8060	1690	7065	190	17
1.5 ie	149C1	C514	56 kW	89 -> 92	<b>Y008</b>	8060	2587	7065	190	20
1.5 ie	149C1	C514	56 kW	93	<b>Y139</b>	8116	2714	7052	190	20
1.7 D	146B3	Chass. -> 0539855	44 kW	85 ->	<b>Y064</b>	8027	1871	7065	200	17
1.7 D	146B2 - B3	Chass. 0539856 ->	44 kW	-> 95	<b>Y009</b>	8027	2631	7065	200	20
1.9 D	149B5	5M	44 kW	89 ->	<b>Y009</b>	8027	2631	7065	200	20
<b>UNO MONDO</b>										
1.1	160A3	C514	41 kW	98 -> 02	<b>Y037</b>	8020	6265	7052	180	20
1.4	146C2	5M	52 kW	98 ->	<b>Y007</b>	8019	0304	7065	181	20
1.7 D	146B2	C513	44 kW	98 ->	<b>Y009</b>	8027	2631	7065	200	20
<b>X 1 / 9</b>										
1300	128A1	4M	55 kW	69 -> 74	<b>Y178</b>	8010	1855	7065	181	17
1300	128A1	4M	55 kW	74 -> 78	<b>Y043</b>	8009	1855	7065	181	17
1500	138A2	5M	56 kW	78 -> 89	<b>Y210</b>	8060	1690	7065	190	17
<b>FIAT BRAZIL</b>										
<b>PALIO</b>										
1.3 8V Fire				01 ->	<b>Y326</b>	8205	2817	7096	181	20
<b>NUEVA PALIO</b>										
Palio fase II							6268		190	20
<b>NUEVA SIENA</b>										
Sienna fase II							6268		190	20



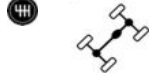








 Description	 Engine	 Gearbox - Chassis		 Year	 Code Kit	 Code	 Code	 Code			
<b>FORD</b>											
<b>ANGLIA</b>											
Anglia all models				59 -> 67			2960		184	20	
<b>B-MAX</b>											
1.0 Eco Boost			74 - 88 - 92 kW	12 ->							H016
1.4			66 kW	12 ->			2794		200	17	H016
1.5 TDCI			55 kW	12 ->			9354		220	17	H016
1.6 TDCi			70 kW	12 ->			9354		220	17	H016
<b>C-MAX</b>											
1.6	SHDA		74 kW	07 ->	<b>Y276</b>	8158	2606	2 pcs.	218	17	H026
1.6 TDCi	G8DA		66 - 80 kW	07 ->			6248		240	23	H015
1.8	QQDA		92 kW	07 ->			2606		220	17	H026
2.0	AODA		107 kW	07 ->			6338		228	23	H015
2.0 LPG - CNG	SYDA		107 kW	08 ->					228	23	H015
2.0 TDCI			81 - 100 Kw	07 -> 10					240	23	H018
<b>C-MAX II</b>											
2.0 TDCI			85 - 100 - 103 - 120 kW	10 ->					240	23	H018
<b>CAPRI III</b>											
1300	J1E	4 Speed	40 kW	78 -> 85	<b>Y084</b>	8037	2952	7051	190	20	
1600	J1E	5 Speed	54 kW	78 -> 87	<b>Y085</b>	8037	2953	7050	190	23	
1600 GT				74 -> 87	<b>Y095</b>	8039	2795	7050	216	23	
2000	NYL		64 - 66 - 74 kW	78 -> 85	<b>Y095</b>	8039	2795	7050	216	23	
2300 Super	YYN		84 kW	79 -> 85			2841	7050	241	23	
2800 - 2800 i Turbo	PYN		118 - 138 kW	81 -> 87			2841	7050	241	23	
3000	YYN		101 kW	78 -> 81			2841	7050	241	23	
<b>COGUAR</b>											
2.0 16V	EDBB		96 kW	98 -> 01	<b>Y268</b>	8142	6078	2 pcs.	241	23	H005
2.5 V6 24V	LCBA		125 kW	98 -> 01			6078		241	23	
<b>COURIER</b>											
1.3	J6B		44 kW	91 -> 96	<b>Y211</b>	8057	2805	7009	190	17	
1.8 D	F3L - F5L		44 kW	91 -> 96	<b>Y096</b>	8040	2606	7009	218	17	
<b>COURIER II</b>											
1.3	J4C		44 kW	96 ->			6262		190	17	H003
1.4 i	FHA		66 kW	96 -> 99	<b>Y137</b>	8094	2805	7009	190	17	
1.8 Diesel	RTK		44 kW	96 ->			2971		210	17	H003
<b>ECONOVAN</b>											
1.4	UC		48 kW	86 -> 92			2952		190	20	
2.0 D	RF		41 kW	86 -> 92			2832	7039	225	22	
<b>ESCORT II 73 -&gt; 81</b>											
1100	G2 - J2		32 - 34 - 35 kW	74 -> 80	<b>Y089</b>	8037	2952	7049	190	20	
1300	G2 - J2		40 - 42 - 44 - 51 kW	74 -> 80	<b>Y089</b>	8037	2952	7049	190	20	
1600 RS	G2 - J2		62 kW	74 -> 80	<b>Y089</b>	8037	2952	7049	190	20	
2000 RS	NE		80 kW	75 -> 80	<b>Y095</b>	8039	2795	7050	216	23	
<b>ESCORT III 80 -&gt; 86</b>											
1.1	OHV		37 - 40 - 43 kW	80 -> 85	<b>Y087</b>	8038	2800	7009	165	17	
1.1 Kombi	OHV		37 kW	83 -> 85	<b>Y211</b>	8057	2805	7009	190	17	
1.3	JPA - LTA		51 kW	80 -> 85	<b>Y211</b>	8057	2805	7009	190	17	
1.6	LP1		58 - 71 kW	80 -> 85	<b>Y049</b>	8022	2794	7009	200	17	
1.6 D	JPA - LTA		40 kW	80 -> 83	<b>Y211</b>	8057	2805	7009	190	17	
1.6 XR3i - 1.6 RS Turbo	LRA		77 - 97 kW	82 -> 85	<b>Y049</b>	8022	2794	7009	200	17	
RS 1600 i	LUAE		85 kW	82 -> 85				7009	200	17	


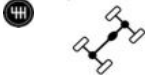









 Description	 Engine	 Gearbox - Chassis		 Year	 Code Kit	 Code	 Code	 Code		 Code
<b>ESCORT IV 85 -&gt; 90</b>										
1.1	OHV		37 kW	-> 86	<b>Y087</b>	8038	2800	7009	165	17
1.1	OHV		37 kW	86 -> 90	<b>Y211</b>	8057	2805	7009	190	17
1.3	FUAA - JLA		44 - 46 - 51 kW	86 -> 90	<b>Y211</b>	8057	2805	7009	190	17
1.4	FUAA - JLA		51 - 54 - 55 kW	86 -> 90	<b>Y211</b>	8057	2805	7009	190	17
1.6 - 1.6 i	LJB - LUG		58 - 65 - 66 - 75 kW	86 -> 90	<b>Y096</b>	8040	2606	7009	218	17
1.6 D	FUAA - JLA		40 kW	86 -> 89	<b>Y211</b>	8057	2805	7009	190	17
1.6 RS Turbo	LJB - LUG		97 kW	86 -> 90	<b>Y096</b>	8040	2606	7009	218	17
1.6 XR3i	LJB - LUG		77 kW	86 -> 89	<b>Y096</b>	8040	2606	7009	218	17
1.8 Diesel	RTA - RTB		44 kW	88 -> 90	<b>Y096</b>	8040	2606	7009	218	17
<b>ESCORT V 90 -&gt; 92</b>										
1.3	J6A		44 kW	90 -> 92	<b>Y211</b>	8057	2805	7009	190	17
1.4	F6F		52 kW	90 -> 92	<b>Y137</b>	8094	2805	7009	190	17
1.6	LUJ		66 - 77 kW	90 -> 92	<b>Y096</b>	8040	2606	7009	218	17
1.8 16V XR3i	RDA	BC	77 kW	92	<b>Y096</b>	8040	2606	7009	218	17
1.8 16V XR3i	RQB		96 kW	92	<b>Y242</b>	8142	6078	7024	241	23
1.8 16V XR3i	RDA	MTX75	77 kW	92	<b>Y242</b>	8142	6078	7024	241	23
1.8 D	RTH		44 kW	90 -> 92	<b>Y096</b>	8040	2606	7009	218	17
RS 2000	RTH		110 kW	91 -> 92			6078	7024	241	23
<b>ESCORT VI 92 -&gt; 95</b>										
1.3	J6A		44 kW	92 -> 95	<b>Y211</b>	8057	2805	7009	190	17
1.4 - 1.4 i	F4B		52 - 55 kW	92 -> 95	<b>Y137</b>	8094	2805	7009	190	17
1.6 i 16V	L1H		65 - 66 kW	92 -> 95	<b>Y096</b>	8040	2606	7009	218	17
1.8 D	RTH		44 kW	92 -> 95	<b>Y096</b>	8040	2606	7009	218	17
1.8 i 16V	RDA	BC	77 kW	92 -> 95	<b>Y096</b>	8040	2606	7009	218	17
1.8 i 16V	RDA	MTX75	77 kW	92 -> 95	<b>Y242</b>	8142	6078	7024	241	23
1.8 TD	RFS		66 kW	93 -> 95	<b>Y242</b>	8142	6078	7024	241	23
1.8 XR3i 16V	RDA		77 - 96 kW	92 -> 95	<b>Y242</b>	8142	6078	7024	241	23
RS 2000 - RS 2000 4	N7A		110 kW	92 -> 95			6078	7024	241	23
RS Cosworth 4	N5F		162 kW	92 -> 95				7070	242	23
<b>ESCORT VII 95 -&gt; 02</b>										
1.3	J6A		44 kW	-> 95	<b>Y211</b>	8057	2805	7009	190	17
1.3	J6A		44 kW	95 -> 98	<b>Y297</b>	8173	2805	7024	190	17
1.4	F4B		55 kW	-> 95	<b>Y137</b>	8094	2805	7009	190	17
1.4	F4B		55 kW	95 -> 98	<b>Y132</b>	8042	2805	7024	190	17
1.6 i 16V	L1H		65 kW	95	<b>Y100</b>	8041	2606	7024	218	17
1.6 i 16V	L1E		66 kW	95 -> 97	<b>Y100</b>	8041	2606	7024	218	17
1.6 i 16V 4	L1E		66 kW	95 -> 98		8041	9091	7024	220	23
1.8 D	RTH		44 kW	-> 95	<b>Y096</b>	8040	2606	7009	218	17
1.8 D	RTH		44 kW	95 -> 96	<b>Y100</b>	8041	2606	7024	218	17
1.8 i 16V	RDA		77 kW	95	<b>Y100</b>	8041	2606	7024	218	17
1.8 i 16V	L1E		85 kW	95 -> 99	<b>Y100</b>	8041	2606	7024	218	17
1.8 TD	RVA		51 - 66 kW	95 -> 97	<b>Y242</b>	8142	6078	7024	241	23
1.8 TD	RVA		51 - 66 kW	97 -> 99			6122	7024	228	23
RS 2000 - 4	N7A		110 kW	95 -> 98			6078	7024	241	23
RS Cosworth 4	N5F		162 kW	92 -> 95				7070	242	23



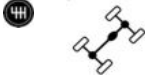











 Description	 Engine	 Gearbox - Chassis	 Power (kW)	 Year	 Code Kit	 Code	 Code	 Code	 Code	 Code
<b>ESCORT VII Cabrio 95 -&gt; 00</b>										
1.4	F4B		55 kW	-> 95	<b>Y137</b>	8094	2805	7009	190	17
1.4	F4B		55 kW	95 -> 98	<b>Y132</b>	8042	2805	7024	190	17
1.6 16V XR3i	L1H		65 kW	95 -> 96	<b>Y100</b>	8041	2606	7024	218	17
1.6 16V XR3i	L1E		66 kW	95 -> 99	<b>Y100</b>	8041	2606	7024	218	17
1.8 16V XR3i	L1E		85 kW	95 -> 98	<b>Y100</b>	8041	2606	7024	218	17
1.8 16V XR3i	RQB		96 kW	95 -> 00	<b>Y242</b>	8142	6078	7024	241	23
1.8 TD	RVA		51 - 66 kW	96 -> 97	<b>Y242</b>	8142	6078	7024	241	23
1.8 TD	RVA - RFD - RFK		51 - 66 kW	97 -> 99			9221	7024	240	23
<b>ESCORT EXPRESS</b>										
1.4	F4B		55 kW	-> 95	<b>Y137</b>	8094	2805	7009	190	17
1.4	F4B		55 kW	95 ->	<b>Y132</b>	8042	2805	7024	190	17
1.8 D	RTH		44 kW	-> 95	<b>Y096</b>	8040	2606	7009	218	17
1.8 D	RTH		44 kW	95 ->	<b>Y100</b>	8041	2606	7024	218	17
1.8 TD	RVA		51 - 66 kW	96 -> 97	<b>Y242</b>	8142	6078	7024	241	23
1.8 TD	RVA		51 - 66 kW	97 -> 01				7024	241	23
<b>FIESTA I 76 -&gt; 83</b>										
0.9	GLW		29 - 33 kW	76 -> 83	<b>Y087</b>	8038	2800	7009	165	17
1.1	GLW		39 - 40 kW	76 -> 83	<b>Y087</b>	8038	2800	7009	165	17
1.3	J3E		49 kW	77 -> 83	<b>Y211</b>	8057	2805	7009	190	17
1.6 XR2	L3E		62 kW	81 -> 83	<b>Y211</b>	8057	2805	7009	190	17
<b>FIESTA II 83 -&gt; 89</b>										
1.0	GSF		33 kW	-> 86	<b>Y087</b>	8038	2800	7009	165	17
1.0	GSF		33 kW	86 -> 90	<b>Y211</b>	8057	2805	7009	190	17
1.1	GSF		37 kW	-> 86	<b>Y087</b>	8038	2800	7009	165	17
1.1	FBD		36 - 37 kW	86 -> 90	<b>Y211</b>	8057	2805	7009	190	17
1.3	F6C		51 kW	83 -> 87	<b>Y211</b>	8057	2805	7009	190	17
1.4	FUBA - F6A		52 - 54 - 55 kW	85 -> 89	<b>Y211</b>	8057	2805	7009	190	17
1.6 D	FBD		40 kW	84 -> 89	<b>Y211</b>	8057	2805	7009	190	17
1.6 XR2			62 kW	-> 85	<b>Y049</b>	8022	2794	7009	200	17
1.6 XR2	FBD		70 - 71 kW	86 ->	<b>Y096</b>	8040	2606	7009	218	17
<b>FIESTA III 89-&gt; 96</b>										
1.0	G6A		33 kW	89 -> 95	<b>Y211</b>	8057	2805	7009	190	17
1.0	G6A			95 ->	<b>Y297</b>	8173	2805	7024	190	17
1.1	G6A		37 - 40 kW	89 -> 95	<b>Y211</b>	8057	2805	7009	190	17
1.1	G6A		37 - 40 kW	95 ->	<b>Y297</b>	8173	2805	7024	190	17
1.3	JBC		44 kW	89 -> 95	<b>Y211</b>	8057	2805	7009	190	17
1.3 KAT	G6A		44 kW	89 -> 95	<b>Y211</b>	8057	2805	7009	190	17
1.3 KAT	G6A		44 kW	95 ->	<b>Y297</b>	8173	2805	7024	190	17
1.4 - 1.4 KAT	F4A		52 - 54 kW	-> 90	<b>Y211</b>	8057	2805	7009	190	17
1.4 - 1.4 KAT	F4A		52 - 54 kW	90 -> 95	<b>Y137</b>	8094	2805	7009	190	17
1.6	LJD - LUH		65 - 66 kW	89 -> 94	<b>Y096</b>	8040	2606	7009	218	17
1.6 i 16V	L1J		65 kW	94 -> 95	<b>Y096</b>	8040	2606	7009	218	17
1.6 Turbo	LJD		96 kW	90 -> 92	<b>Y096</b>	8040	2606	7009	218	17
1.6 XR2i	LJD		76 - 81 kW	89 -> 93	<b>Y096</b>	8040	2606	7009	218	17
1.8 16V - 1.8 XR2i 16V	RDB		77 kW	92 -> 96	<b>Y096</b>	8040	2606	7009	218	17
1.8 D	GFJ		44 kW	89 -> 95	<b>Y096</b>	8040	2606	7009	218	17
1.8 D	GFJ		44 kW	95 ->	<b>Y100</b>	8041	2606	7024	218	17
1.8 TD	GFJ		57 kW	93 -> 95	<b>Y242</b>	8142	6078	7024	241	23


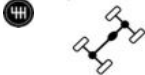




 Description	 Engine	 Gearbox - Chassis		 Year	 Code Kit	 Code	 Code	 Code	 Code	 Code	
<b>FIESTA IV 95 -&gt; 02</b>											
1.0 i			38 kW	97 -> 99	<b>Y278</b>	8017	2819	2 pcs.	181	17	H003
1.0 i			48 kW	99 -> 02	<b>Y278</b>	8017	2819	2 pcs.	181	17	H003
1.25 i 16V	DHG		55 kW	95 -> 02	<b>Y278</b>	8017	2819	2 pcs.	181	17	H003
1.3 i	JJA		37 - 44 kW	95 -> 02	<b>Y278</b>	8017	2819	2 pcs.	181	17	H003
1.4 i 16V	DHG		66 kW	96 -> 02	<b>Y278</b>	8017	2819	2 pcs.	181	17	H003
1.6 16V Sport	L1V		76 kW	00 -> 02	<b>Y199</b>	8121	2971	2 pcs.	210	17	H003
1.8 D	RTK		44 kW	95 -> 00	<b>Y199</b>	8121	2971	2 pcs.	210	17	H003
1.8 DI	RTP		55 kW	00 -> 02					215	17	H003
<b>FIESTA V 01 -&gt;</b>											
1.25	JH - JD		51 - 55 kW	02 ->	<b>Y278</b>	8017	2819	2 pcs.	181	17	H016
1.3	JH - JD		44 - 51 kW	01 ->	<b>Y278</b>	8017	2819	2 pcs.	181	17	H006
1.4 16V	JH - JD		59 kW	01 ->	<b>Y278</b>	8017	2819	2 pcs.	181	17	H016
1.4 TDCI	JH - JD	For vehicles with ESP	50 kW	01 ->	<b>Y280</b>	8158	6123	2 pcs.	210	17	H006
1.4 TDCI	JH - JD	For vehicles without ESP	50 kW	01 ->	<b>Y323</b>	8158	6309	2 pcs.	210	17	H016
1.6 16V	JH - JD		74 kW	01 ->	<b>Y279</b>	8158	2971	2 pcs.	210	17	H006
<b>FIESTA VI 08 -&gt;</b>											
1.25	STJA		44 - 60 kW	08 ->			2794		200	17	H016
1.4 - 1.4 LPG	SNJB		68 - 71 kW	09 ->			2794		200	17	H016
1.4 TDCI	KVJA		50 - 51 kW	09 ->			9355		210	17	H016
1.5 TDCI			55 kW	12 ->			9354		220	17	
1.6	HXJB		88 kW	08 ->	<b>Y276</b>	8158	2606	2 pcs.	218	17	H016
1.6 TDCI			55 - 66 - 70 kW	08 ->			9354		220	17	
<b>FIESTA VAN 03 -&gt;</b>											
1.3	A9JA		51 kW	03 ->	<b>Y278</b>	8017	2819	2 pcs.	181	17	H006
1.4 TDCI	F6JA - F6JB	For dual mass flywheel	50 kW	03 ->	<b>Y280</b>	8158	6123	2 pcs.	210	17	H006
1.4 TDCI	F6JA - F6JB		50 kW	03 ->		8158			210	17	H006
<b>FIESTA VAN 09 -&gt;</b>											
1.25	SNJA		60 kW	09 ->			2794		200	17	
1.4 TDCI	KVJA		50 - 51 kW	09 ->					215	17	
<b>FOCUS 98 -&gt; 04</b>											
1.4 16V	FXDA		55 kW	98 -> 04	<b>Y213</b>	8122	2971	2 pcs.	210	17	H016
1.6	FYDA		66 kW	98 -> 04	<b>Y276</b>	8158	2606	2 pcs.	218	17	H003
1.6 8V	Zetec	Made in Russia		02 -> 05		8017	2793		190	17	
1.6 16V	FYDH		74 kW	98 -> 04	<b>Y276</b>	8158	2606	2 pcs.	218	17	H016
1.8 16V	EYDD	MTX	85 kW	98 -> 04	<b>Y276</b>	8158	2606	2 pcs.	218	17	H016
1.8 16V	EYDD	IB5		-> 03	<b>Y276</b>	8158	2606	2 pcs.	218	17	H003
1.8 DI - TDDI	C9DA		55 kW	99 -> 04	<b>Y277</b>	8157	6122	2 pcs.	228	23	H004
1.8 TDCI	FFDA		74 - 85 kW	02 -> 04					230	23	H004
1.8 Turbo DI - TDDI	C9DA		66 kW	98 -> 04	<b>Y277</b>	8157	6122	2 pcs.	228	23	H004
2.0 16V	EDDC	MTX	96 kW	98 -> 04	<b>Y224</b>	8142	2972	2 pcs.	228	23	H004
2.0 16V	EDDC	IB5		-> 03	<b>Y224</b>	8142	2972	2 pcs.	228	23	H003
ST170			127 kW	02 -> 04			6403		228	14	
<b>FOCUS II 04 -&gt;</b>											
1.4	SHDA		59 kW	04 -> 12	<b>Y276</b>	8158	2606	2 pcs.	218	17	H026
1.6	HXDB		74 kW	04 -> 12	<b>Y276</b>	8158	2606	2 pcs.	218	17	H027
1.6 LPG			85 kW	09 -> 11			2971		210	17	H026
1.6 Ti	ASDB		85 kW	04 -> 12	<b>Y276</b>	8158	2606	2 pcs.	218	17	H026
1.6 TDCi	G8DB		66 - 80 kW	04 ->	<b>Y285</b>	8160	6248	2 pcs.	240	23	H015
1.8	QQDB		92 kW	06 -> 12			2606		218	17	H027
1.8 Flexifuel	QQDD		92 - 96 kW	05 -> 12			2606		218	17	H026
2.0	AODA		107 kW	04 -> 08			6338		228	23	H015
2.0 TDCI			81 - 100 kW	04 -> 12					240	23	H018

 Description	 Engine	 Gearbox - Chassis		 Year	 Code Kit	 Code	 Code	 Code	 Code	 Code	
<b>FOCUS III 11 -&gt;</b>											
2.0 ST			184 kW	12 ->						H018	
2.0 TDCI			85-100-110-120 kW	11 ->						H018	
<b>FOCUS C-MAX</b>											
1.6 i 16V	HXDA	MTX75/5	74 kW	03 -> 07	<b>Y276</b>	8158	2606	2 pcs.	218	17	H026
1.6 Ti	HXDA	MTX75/5	85 kW	03 -> 07	<b>Y276</b>	8158	2606	2 pcs.	218	17	H026
1.6 TDCi	D16FAP	MTX75/5	66 - 80 kW	03 -> 07	<b>Y285</b>	8160	6248	2 pcs.	240	23	H015
1.6 TDCi	DURATORQ	5M	66 - 80 kW	07 ->	<b>Y285</b>	8160	6248	2 pcs.	240	23	H015
1.8 i 16V	CSDB		88 kW	03 -> 07			6338		228	23	H015
1.8 i 16V	Q7DA	MTX75/5	92 kW	04 -> 07			2606		218	17	H026
2.0 i 16V	AODA	MTX75/5	107 kW	04 -> 07			6338		228	23	H015
2.0 TDCI			100 kW	03 -> 07					240	23	H018
<b>FUSION</b>											
1.25 i 16V	FUJA	B5/IB5	55 kW	04 -> 05	<b>Y278</b>	8017	2819	2 pcs.	181	17	H016
1.3 i	A9JA	5M	44 - 51 kW	01 -> 05	<b>Y278</b>	8017	2819	2 pcs.	181	17	
1.4 i 16V - 1.4 Durashift	FXJA	B5/IB5	59 kW	01 -> 06	<b>Y278</b>	8017	2819	2 pcs.	181	17	H006
1.4 TDCI	F6JA - F6JC	For vehicles with ESP	50 kW	02 -> 05	<b>Y280</b>	8158	6123	2 pcs.	210	17	H006
1.4 TDCI	F6JA - F6JC	For vehicles without ESP	50 kW	02 -> 05	<b>Y323</b>	8158	6309	2 pcs.	210	17	H016
1.6 16V	PYJA	IB5	74 kW	02 ->	<b>Y279</b>	8158	2971	2 pcs.	210	17	H016
<b>GALAXY</b>											
1.9 TDI	IZ	VXT75	66 kW	95 -> 00	<b>Y340</b>	8226	2972	2 pcs.	228	23	H005
1.9 TDI	ANU	VXT75	66 kW	00			6101		241	23	H013
1.9 TDI	ANU	VXT75	66 kW	01 -> 06	<b>Y288</b>	8162	6101	2 pcs.	241	23	H013
1.9 TDI	AFN	VXT75	81 kW	97 -> 00	<b>Y293</b>	8110	6096	2 pcs.	220	23	H005
1.9 TDI	AUY	6M	85 kW	00			6101		241	23	H013
1.9 TDI	AUY	6M	85 kW	01 -> 06	<b>Y288</b>	8162	6101	2 pcs.	241	23	H013
1.9 TDI	ASZ	5M - 6M	96 - 110 kW	03 -> 06	<b>Y296</b>	8172	6157	2 pcs.	241	23	H013
2.0 i	NSE	VXT75	85 kW	95 ->	<b>Y340</b>	8226	2972	2 pcs.	228	23	H005
2.3 16V	E5SB	VXT75	103 - 107 kW	95 ->	<b>Y340</b>	8226	2972	2 pcs.	228	23	H005
2.8 V6	AYL		150 kW	00 -> 06					235		H013
2.8 VR6 - 2.8 VR6 4	AAA	VXT75	128 kW	95 -> 00			2856		228	23	H005
<b>GRANADA</b>											
1.6	LCK		55 kW	81 -> 85	<b>Y095</b>	8039	2795	7050	216	23	
1.8	REC	F	66 kW	85 -> 88	<b>Y095</b>	8039	2795	7050	216	23	
1.9 D	STP		40 kW	77 -> 82			2725	7050	241	23	
2.0 - 2.0 i	NEL	F	77 - 85 kW	85 -> 89	<b>Y095</b>	8039	2795	7050	216	23	
2.0 i - 2.0 i 16V	N8B	MT75	80 - 92 kW	89 -> 91			2795	7004	216	23	
2.1 D	STP		46 - 51 kW	77 -> 82			2725	7050	241	23	
2.4 i V6	ARC	F	96 kW	87 -> 88			2795	7050	216	23	
2.4 i V6	ARC	MT75	96 kW	88 -> 91	<b>Y240</b>	8105	2841	7070	241	23	
2.5 D	STR	F	51 kW	86 -> 88			2725	7050	241	23	
2.5 TD	SFA	MT75	68 kW	88 -> 91	<b>Y239</b>	8105	2885	7070	241	23	
2.8 i 4 V6	PRE	N	109 kW	85 -> 87			2795	7050	216	23	
2.9 i - 2.9 i 4	BRC - BRE	MT75	107 - 110 kW	88 -> 91	<b>Y240</b>	8105	2841	7070	241	23	
2.9 i 4	BRC	5M	110 kW	87 -> 88			2795	7050	216	23	
<b>KA</b>											
1.0 i	ZH10RB		38 - 48 kW	97 -> 99	<b>Y278</b>	8017	2819	2 pcs.	181	17	H003
1.3 i	JD4 - BAA	IB5	36 - 37 - 44 - 51 kW	96 -> 02	<b>Y278</b>	8017	2819	2 pcs.	181	17	H003
1.3 i			51 kW	96 -> 08			6262		190	17	H006
1.6 i	CDC	IB5	70 kW	03 -> 08			2793		190	17	H016
<b>KA II</b>											
1.3 TDCI	FD4		55 kW	08 ->	<b>Y319</b>	8088	2840	7052	200	20	

 Description	 Engine	 Gearbox - Chassis		 Year	 Code Kit	 Code	 Code	 Code			
<b>KUGA I</b>											
2.0 TDCI			100 - 103 - kW	08 -> 12					240	23	H018
2.0 TDCI 4x4			100 - 103 - 120 kW	08 -> 12					240	23	H018
<b>KUGA II</b>											
1.6 Eco Boost			110 kW	13 ->					240	23	H018
2.0 TDCI			85-88-100-110 kW	13 ->					240	23	H018
2.0 TDCI 4x4			100-110-120-132 kW	13 ->					240	23	H018
<b>MAVERICK</b>											
2.4	BF	5M	85 - 91 kW	93 -> 98			2362		241	24	
2.7 TD	TD27	5M	74 kW	93 -> 96			2362		241	24	
<b>MONDEO I</b>											
1.6 i 16V	L1F	MTX75	66 kW	94 -> 96	<b>Y121</b>	8041	2812	2 pcs.	220	23	H005
1.6 i 16V	L1	MTX75	66 - 70 kW	96 -> 00	<b>Y274</b>	8041	6242	2 pcs.	220	23	
1.8 i 16V	RKA	MTX75	85 kW	93 -> 94	<b>Y098</b>	8041	2812	7023	220	23	
1.8 i 16V	RKA	MTX75	85 kW	94 -> 96	<b>Y121</b>	8041	2812	2 pcs.	220	23	H005
1.8 i 16V	RKJ	MTX75	85 kW	96 -> 00	<b>Y274</b>	8041	6242	2 pcs.	220	23	
1.8 i 16V 4x4		MTX75	85 kW	93 -> 96			9091				
1.8 TD	RFM	MTX75	66 kW	93 -> 94			2811	7024	240	23	
1.8 TD	RFM	MTX75	66 kW	94 -> 96			2811		240	23	H005
1.8 TD	RFN	MTX75	66 kW	96 -> 00	<b>Y266</b>	8144	6027	2 pcs.	228	23	H005
2.0 i 16V	NGA	MTX75	100 kW	93 -> 94	<b>Y267</b>	8142	6078	7023	241	23	
2.0 i 16V	NGA	MTX75	100 kW	94 -> 00	<b>Y268</b>	8142	6078	2 pcs.	241	23	H005
2.5 V6 24V	SE	MTX75	151 kW	99 -> 00			6078		241	23	
2.5 V6 24V	SEA	MTX75	151 kW	94 -> 00			6078		241	23	
<b>MONDEO II</b>											
1.6 i - 1.6 i 16V	L1N		66 - 70 kW	96 -> 00					220	23	H005
1.8 i 16V	CGBA	MTX75	81 - 92 kW	00 -> 02					228	23	H005
1.8 TD	RFN		66 kW	96 -> 00					228	23	H005
2.0 DI - 2.0 TDI 16V	D5BA	MTX75	66 kW	00 -> 03	<b>Y277</b>	8157	6122	2 pcs.	228	23	
2.0 i	NGA		96 kW	96 -> 00					240	23	H005
2.0 i 16V	CJBA	MTX75	107 kW	00 -> 02					228	23	
2.5 V6 24V	LCBD	MTX75	125 kW	00 ->			6078		241	23	
<b>MONDEO III</b>											
1.8 SCI			96 kW	03 -> 07					240	23	H018
<b>MONDEO IV</b>											
1.6 Ti	1.6 ZETEC	B5	81 - 92 kW	07 -> 14	<b>Y276</b>	8158	2606	2 pcs.	218	17	H026
1.6 Eco Boost			118 kW	11 -> 14							H018
<b>ORION I 83 -&gt; 90</b>											
1.3	JP	T	51 kW	83 -> 90	<b>Y211</b>	8057	2805	7009	190	17	
1.4 - 1.4 i	F6B	5M	54 - 56 kW	86 -> 90	<b>Y211</b>	8057	2805	7009	190	17	
1.6 - 1.6 i	LPA	W	58 - 77 kW	83 -> 86	<b>Y049</b>	8022	2794	7009	200	17	
1.6 - 1.6 i	LR	W	77 kW	86 -> 90	<b>Y096</b>	8040	2606	7009	218	17	
1.6 D	LT	W	40 kW	83 -> 88	<b>Y211</b>	8057	2805	7009	190	17	
1.8 D	RT	W	44 kW	88 -> 90	<b>Y096</b>	8040	2606	7009	218	17	
<b>ORION II - III 90 -&gt; 93</b>											
1.3	JB	5M	44 kW	90 -> 93	<b>Y211</b>	8057	2805	7009	190	17	
1.4 - 1.4 i	JB	5M	52 - 54 kW	90 -> 93	<b>Y137</b>	8094	2805	7009	190	17	
1.6 - 1.6 i	L1E	5M	66 - 79 kW	90 -> 93	<b>Y096</b>	8040	2606	7009	218	17	
1.8 i	RDA	MTX75	77 kW	92 -> 93	<b>Y096</b>	8040	2606	7009	218	17	
1.8 i	RQB	MTX75	96 kW	92 -> 93	<b>Y242</b>	8142	6078	7024	241	23	
1.8 D	RT	5M	44 kW	90 -> 93	<b>Y096</b>	8040	2606	7009	218	17	
1.8 TD	RFE	5M	57-66 kW	92 -> 93	<b>Y242</b>	8142	6078	7024	241	23	

 Description	 Engine	 Gearbox - Chassis		 Year	 Code Kit	 Code	 Code	 Code		 Code
<b>P 100</b>										
1.6		5M		82 -> 88	<b>Y095</b>	8039	2795	7050	216	23
1.8 TD	RFA	5M	55 kW	89 -> 92			2795	7050	216	23
2.0	NAE	5M	57 kW	88 -> 89	<b>Y095</b>	8039	2795	7050	216	23
2.0	NAE	5M	57 kW	89 -> 93			2795	7070	216	23
<b>PROBE</b>										
2.0 i 16V	FS	G5LC	85 kW	93 -> 97			2832	7039	225	22
<b>PUMA</b>										
1.4 i 16V	FHD	IB5	66 kW	98 -> 00	<b>Y278</b>	8017	2819	2 pcs.	181	17
1.6 i 16V	ZJ16S	IB5	76 kW	00 -> 01			2971		210	17
1.7 i 16V	MHA	IB5	92 - 118 kW	97 -> 01			2971		210	17
<b>SCORPIO I 85 -&gt; 92</b>										
1.8	REC	F	66 kW	85 -> 87	<b>Y095</b>	8039	2795	7050	216	23
2.0 - 2.0 i	NEL	F	77 - 85 kW	85 -> 89	<b>Y095</b>	8039	2795	7050	216	23
2.0 i - 2.0 i 16V	NBB	MT75	80 - 92 kW	85 -> 92			2795	7050	216	23
2.4 i V6	ARC	F	92 kW	86 -> 89			2841	7050	241	23
2.4 i V6	ARD	MT75	92 kW	89 -> 92	<b>Y240</b>	8105	2841	7070	241	23
2.5 Diesel	STR	F	51 kW	85 -> 90			2725	7050	241	23
2.5 Turbo Diesel	SFA	MT75	68 kW	88 -> 93	<b>Y239</b>	8105	2885	7070	241	23
2.8 i V6 - 2.8 i 4 V6	PRE	8 - F	109 kW	85 -> 86			2841	7050	241	23
2.9 i V6 - 2.9 i 4 V6	BRC	9 - F	110 kW	86 -> 89			2841	7050	241	23
2.9 i V6 - 2.9 i 4 V6	BRD	5M	107 kW	89 -> 92	<b>Y240</b>	8105	2841	7070	241	23
<b>SCORPIO II 92 -&gt; 94</b>										
2.0 i - 2.0 i 16V	N8B	MT75	80 - 92 kW	92 -> 94			2795	7070	216	23
2.4 i V6	ARC	MT75	92 - 96 kW	92 -> 94	<b>Y240</b>	8105	2841	7070	241	23
2.5 Turbo Diesel	SFA	MT75	68 kW	88 -> 93	<b>Y239</b>	8105	2885	7070	241	23
2.9 i V6 - 2.9 i 4 V6	BRE	MT75	105 kW	92 -> 94	<b>Y240</b>	8105	2841	7070	241	23
<b>SCORPIO III 94 -&gt; 98</b>										
2.0 i 16V	N3A	MT75	100 kW	94 -> 98			2841		241	23
2.3 16V	Y5A	MT75	108 kW	96 -> 98					241	23
2.9 i	BRF	MT75	105 kW	94 -> 96	<b>Y240</b>	8105	2841	7070	241	23
<b>SIERRA I 82 -&gt; 86</b>										
1.3	JCT	A1/C	44 kW	82 -> 85	<b>Y084</b>	8037	2952	7051	190	20
1.6	LCS	A2	55 kW	82 -> 84	<b>Y084</b>	8037	2952	7051	190	20
1.6	LCS	A2	55 kW	84 -> 86	<b>Y085</b>	8037	2953	7050	190	23
1.6	LSD	E - F	55 kW	84	<b>Y085</b>	8037	2953	7050	190	23
1.6	LSD	4M	55 kW	84	<b>Y084</b>	8037	2952	7051	190	20
1.6	LSD	F	55 kW	84 -> 86	<b>Y095</b>	8039	2795	7050	216	23
1.8	REB	F	66 kW	84 -> 86	<b>Y095</b>	8039	2795	7050	216	23
2.0 - 2.0 i	NET	F	77 - 85 kW	82 -> 86	<b>Y095</b>	8039	2795	7050	216	23
2.3 Diesel	YTT	F	49 kW	82 -> 86			2725	7050	241	23
2.3 V6	YYT		79 kW	82 -> 86			2841	7050	241	23
2.8 i XR4 V6 - 2.8 i XR4 4 V6	PRE		105 - 110 - 118 kW	83 -> 87			2841	7050	241	23
<b>SIERRA II 87 -&gt; 93</b>										
1.6 - 1.6 i	L6B	9	55 - 59 kW	87 -> 93	<b>Y095</b>	8039	2795	7050	216	23
1.8	RED	C - F	66 kW	87 -> 93	<b>Y095</b>	8039	2795	7050	216	23
1.8 - 1.8 i	R2A	9	63 - 66 kW	88 -> 93	<b>Y095</b>	8039	2795	7050	216	23
1.8 TD	RFA	F	55 kW	90 -> 93			2795	7050	216	23
2.0 i	N4A	F	85 kW	87 -> 90	<b>Y095</b>	8039	2795	7050	216	23
2.0 i 16V - 2.0 i 4 16V	N8A	MT75	80 - 92 kW	88 -> 93			2795	7070	216	23
2.3 D	YTR	N2	49 kW	87 -> 90			2725	7050	241	23
2.8 4 V6	PR	5M	118 kW	87 -> 93			2841	7050	241	23
2.9 4 V6	B4A	5M	110 kW	88 -> 93	<b>Y240</b>	8105	2841	7070	241	23

 Description	 Engine	 Gearbox - Chassis		 Year	 Code Kit	 Code	 Code	 Code			
<b>STREET KA 03 -&gt; 05</b>											
1.6	CDRA		70 kW	03 -> 05			2793		190	17	H016
<b>TAUNUS</b>											
1300				70 -> 75			2961		190	20	
1600	LCJ	B - C	53 - 64 kW	76 -> 82	<b>Y085</b>	8037	2953	7050	190	23	
1600	LCJ	B - C	53 - 64 kW	76 -> 82	<b>Y084</b>	8037	2952	7051	190	20	
1600	LER	C	66 kW	76 -> 82	<b>Y095</b>	8039	2795	7050	216	23	
2000	NEO	B	72 kW	76 -> 82	<b>Y095</b>	8039	2795	7050	216	23	
2000	NX	B	63 kW	79 -> 82	<b>Y095</b>	8039	2795	7050	216	23	
<b>TOURNEO CONNECT</b>											
1.8 Di	BHPA	MTX75	55 kW	02 -> 04	<b>Y277</b>	8157	6122	2 pcs.	228	23	
1.8 Di	BHPA	MTX75	55 kW	04 ->	<b>Y277</b>	8157	6122	2 pcs.	228	23	H004
1.8 Di Turbo	P9PB		66 kW	02 ->					230	23	H004
1.8 i 16 V	EYPA	MTX75	85 kW	02 -> 13					220	23	H015
1.8 TDCI	LYNX	MTX75	74 - 81 kW	06 ->					235	23	H015
1.8 TDDi	HCPA	MTX75	66 kW	02	<b>Y277</b>	8157	6122	2 pcs.	228	23	H015
1.8 TDDi	HCPA	MTX75	66 kW	02 -> 04	<b>Y406</b>	8157	6282	2 pcs.	235	23	H015
1.8 TDDi	HCPA	MTX75	66 kW	04 -> 13	<b>Y406</b>	8157	6282	2 pcs.	235	23	H015
<b>TRANSIT 78 -&gt; 85</b>											
1.6	LAT	F	46 kW	78 -> 85	<b>Y095</b>	8039	2795	7050	216	23	
1.6	LAT	F - J	46 kW	78 -> 85	<b>Y409</b>	8194	2654	7105	241	23	
2.0	NAV	J	55 kW	78 -> 85	<b>Y409</b>	8194	2654	7105	241	23	
2.4 D	4AA	J	46 kW	78 -> 85	<b>Y409</b>	8194	2654	7105	241	23	
<b>TRANSIT 86 -&gt; 91</b>											
1.6 - 1.6 80 - 1.6 100	LAT	F - J	46 kW	85 -> 88	<b>Y409</b>	8194	2654	7105	241	23	
1.6 - 1.6 80 - 1.6 100	LAT	MT75	46 kW	88 -> 91	<b>Y408</b>	8194	2841	7070	241	23	
2.0 100 - 120 - 130 - 160 - 190	N6T	MT75	53 - 57 kW	88 -> 91	<b>Y408</b>	8194	2841	7070	241	23	
2.0 100 - 120 - 130 - 160 - 190	N6T	MT75	53 - 57 kW	91	<b>Y411</b>	8194	2138	7070	241	23	
2.5 D	4AB	J	50 kW	85 -> 88	<b>Y409</b>	8194	2654	7105	241	23	
2.5 D	4BC	MTX75	52 kW	88 -> 91	<b>Y239</b>	8105	2885	7070	241	23	
<b>TRANSIT 92 -&gt; 95</b>											
2.0 i - 2.0 i 16V	NBA	MT75	66 - 72 kW	91 -> 94	<b>Y411</b>	8194	2138	7070	241	23	
2.5 D - 2.5 TD	4BC	MT75	52 - 70 kW	91 -> 94	<b>Y239</b>	8105	2885	7070	241	23	
<b>TRANSIT 95 -&gt; 99</b>											
2.0 i - 2.0 i 16V	NSF	MTX75	84 - 85 kW	94 -> 99				7070	241	23	
2.5 D - 2.5 TD	4EB	MTX75	52 - 85 kW	94 -> 99	<b>Y239</b>	8105	2885	7070	241	23	
<b>TRANSIT CONNECT</b>											
1.8 Di	BHPA	MTX75	55 kW	02 -> 13	<b>Y277</b>	8157	6122	2 pcs.	228	23	H015
1.8 i 16 V	EYPA	MTX75	85 kW	02 -> 13					220	23	H015
1.8 TDCI	LYNX	MTX75	74 - 81 kW	06 -> 13					235	23	H015
1.8 TDDi	HCPA	MTX75	66 kW	02	<b>Y277</b>	8157	6122	2 pcs.	228	23	H004
1.8 TDDi	HCPA	MTX75	66 kW	02 -> 04	<b>Y406</b>	8157	6282	2 pcs.	235	23	H004
1.8 TDDi	HCPA	MTX75	66 kW	04 ->	<b>Y406</b>	8157	6282	2 pcs.	235	23	H004
<b>FSO</b>											
<b>125P</b>											
1.3	116C000		44 - 52 kW	72 -> 85	<b>Y287</b>	8161	0549	7047	200	20	
1.5	115C000	M5	52 - 60 kW	72 -> 92	<b>Y287</b>	8161	0549	7047	200	20	
<b>ATOU</b>											
1.6 i	CE	M5	57 kW	95 ->	<b>Y287</b>	8161	0549	7047	200	20	
<b>CARO</b>											
1.5 - 1.5 i	AB	M5	54 - 60 kW	91 ->	<b>Y287</b>	8161	0549	7047	200	20	
1.6 - 1.6 i	CB	M5	58 kW	91 ->	<b>Y287</b>	8161	0549	7047	200	20	

 Description	 Engine	 Gearbox - Chassis		 Year	 Code Kit	 Code	 Code	 Code		 Code
<b>CELINA</b>										
1.6 i	CE	M5	57 kW	95 ->	<b>Y287</b>	8161	0549	7047	200	20
<b>POLONEZ</b>										
1.3	BA	M4	48 kW	78 -> 87	<b>Y287</b>	8161	0549	7047	200	20
1.5	AA	M4 - M5	55 - 60 kW	78 -> 92	<b>Y287</b>	8161	0549	7047	200	20
1.6	CB	M5	58 kW	87 -> 92	<b>Y287</b>	8161	0549	7047	200	20
<b>TRUCK</b>										
1.6 - 1.6 i	CB	M5	57 - 58 kW	92 ->	<b>Y287</b>	8161	0549	7047	200	20
<b>GAZ</b>										
<b>GAZelle Business BUS</b>										
2.8 D	Cummins SF			10 ->	<b>Y337</b>	8221	9280	7029	240	10
2.9	UMP			10 ->	<b>Y336</b>	8221	6222	7029	241	10
<b>GAZelle BUS 03 -&gt; 13</b>										
2.3				03 -> 10			6222		241	10
2.3 4 - 2.9 - 2.9 4			75 - 78 kW	03 -> 13	<b>Y336</b>	8221	6222	7029	241	10
2.8 TD				10 ->				7029	240	10
<b>GAZelle 93 -&gt; 02</b>										
2.4	ZMZ 402.10			93 -> 01			2058	7110	225	10
<b>GAZelle II</b>										
2.3	ZMZ 4062		104 kW	03 -> 10	<b>Y339</b>	8221	6222	7144	241	10
2.3	ZMZ 4062		112 kW	08 -> 10			6222	7029	241	10
2.4	Chrysler			08 ->			6222	7029	241	10
2.9	UMP		75 - 78 kW	03 -> 10			6222	7029	241	10
<b>GAZelle Next 13 -&gt;</b>										
2.8 D	Cummins SF			13 ->	<b>Y337</b>	8221	9280	7029	240	10
2.8 TD			110 kW	13 ->	<b>Y410</b>	8224	9358	7145	280	10
2.9	UMP			13 ->	<b>Y336</b>	8221	6222	7029	241	10
2.9				13 ->	<b>Y336</b>	8221	6222	7029	241	10
<b>SOBOL Business</b>										
2.8 D	Cummins SF			10 ->	<b>Y337</b>	8221	9280	7029	240	10
2.9	UMP			10 ->	<b>Y336</b>	8221	6222	7029	241	10
<b>SOBOL Kombi (2752)</b>										
2.3 16V	ZMZ 40524.10		74 - 80 kW	98 ->	<b>Y339</b>	8221	6222	7144	241	10
2.5 16V	ZMZ 40522.10		103 kW	06 ->	<b>Y339</b>	8221	6222	7144	241	10
2.5 8V	ZMZ 402			98 ->			2058	7110	225	10
2.9	UMP			09 ->	<b>Y336</b>	8221	6222	7029	241	10
<b>SOBOL Minivan (2217 -22177)</b>										
2.3 16V	ZMZ 40524.10		74 - 80 kW	98 ->	<b>Y339</b>	8221	6222	7144	241	10
2.5 16V	ZMZ 40522.10		103 kW	06 ->	<b>Y339</b>	8221	6222	7144	241	10
2.5 8V	ZMZ 402			98 ->			2058	7110	225	10
2.8 D			88 kW	10 ->	<b>Y337</b>	8221	9280	7029	240	10
2.9	UMP			09 ->	<b>Y336</b>	8221	6222	7029	241	10
<b>VOLGA old model</b>										
Volga							0309		250	10
<b>VOLGA (3102) 72 -&gt; 93</b>										
2.4	ZMZ 402.10		67 - 77 kW	72 -> 93			2058	7110	225	10
<b>VOLGA 93 -&gt; 10</b>										
2.3	ZMZ 4062.10		96 - 107 kW	93 -> 10			6222		241	10
2.4	ZMZ 4021.10		59 - 66 - 74 kW	93 -> 10			2058	7110	225	10
2.4			105 kW	06 ->			6445	7144	240	10

Description	Engine	Gearbox - Chassis	i	Year	Code Kit	Code	Code	Code	Code	Code
<b>GEO</b>										
<b>METRO</b>										
1.0	G464			89 -> 98			2765	7093	170	18
<b>GREAT WALL</b>										
<b>HOVER</b>										
2.4	4G64			05 ->			6328		225	23
<b>HILMANN</b>										
<b>AVANGER</b>										
1.3 - 1.6				77 -> 82	<b>Y250</b>	8037	2962	7050	190	23
<b>PAYKAN</b>										
Paykan					<b>Y251</b>	8123	1545	7042	216	25





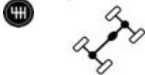








The GAZelle NEXT is a product improved version of the original GAZelle series of medium duty vans and trucks produced by the Russian automotive giant GAZ. It is produced alongside the original GAZelle now known as the GAZelle Business.

The first available model is equipped with a four-cylinder turbo diesel motor from Cummins, which has 129 horsepower at 3600 revolutions a minute, with a fuel consumption of urban: 10,5 l/100 km, extra-urban: 8.5 l/100 km and combined. 9.0 l/100 km. The engine meets the Euro 4 and Euro 5 emission standards.


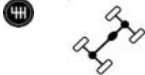






On 10 April 2013, series production of GAZelle Next was started.



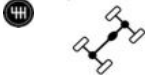







<b>HONDA</b>										
<b>ACCORD 76 -&gt; 83</b>										
1.6	EL	GL	59 kW	78 -> 83			2919		200	21
<b>ACCORD 83 -&gt; 89</b>										
1.6	EZ		65 kW	83 -> 89			2919		200	21
1.8	ET1		75 kW	83 -> 89			2919		200	21
2.0	A20A3	A2K5	75 - 90 kW	85 -> 89			6061		210	21
2.0 i 16V	B20A2		98 - 101 kW	87 -> 89			6062		210	24



 Description	 Engine	 Gearbox - Chassis		 Year	 Code Kit	 Code	 Code	 Code	 Code	 Code
<b>ACCORD 89 -&gt; 03</b>										
1.8	F18A2	H2S8	77 - 85 kW	90 -> 98	<b>Y507</b>	8150	2798	7136	225	24
1.9 i	F20Z1		85 kW	96 -> 98		8150	2798		225	24
2.0 i - 2.0 i 16V	F20A2	H2S8	81 - 100 kW	90 -> 98	<b>Y507</b>	8150	2798	7136	225	24
2.0 TD - 2.0 TDI	20T2N	9A	77 kW	96 -> 00					228	24
2.2 i 16V	F22A3	H2C4	110 kW	90 -> 98	<b>Y507</b>	8150	2798	7136	225	24
2.2 Type-R	H22A7		156 kW	99 -> 02			6197		220	24
2.3 i	F20Z1	N2D4	116 kW	93 -> 95	<b>Y507</b>	8150	2798	7136	225	24
<b>ACCORD 03 -&gt;</b>										
2.0 i	K20A6	ARK5	114 kW	03 ->			6197		220	24
2.4 i	K24A3	AST5	140 kW	03 ->			6197		220	24
<b>BALLADE</b>										
1.3				80 -> 86	<b>Y532</b>	8196	2945	7107	190	19
1.5				86 -> 90	<b>Y532</b>	8196	2945	7107	190	19
<b>CITY</b>										
1.2 - 1.2 Turbo	D12A	5V	46 - 73 kW	81 ->			2945	7107	190	19
<b>CIVIC I 79 -&gt; 84</b>										
1.3	EN		33 - 44 - 52 kW	79 -> 84			2945	7107	190	19
1.5 Shuttle	EW2		63 kW	83 -> 87	<b>Y532</b>	8196	2945	7107	190	19
<b>CIVIC II 83 -&gt; 87</b>										
1.3	EV2	GW	52 kW	83 -> 87	<b>Y532</b>	8196	2945	7107	190	19
1.5 - 1.5 i	EW2	GW	63 - 74 kW	83 -> 87	<b>Y532</b>	8196	2945	7107	190	19
<b>CIVIC III 87 -&gt; 91</b>										
1.2	D12B1	L3		87 -> 91			6060		190	21
1.3	-> 120001	L3	55 kW	87 -> 88			6060		190	21
1.3	1200002 -> 1213262	L3	55 kW	88 -> 91			6016		200	20
1.3	1213263 ->	L3	55 kW	89 -> 91	<b>Y330</b>				210	20
1.4 16V	-> 120001	L3	66 kW	87 -> 88			6060		190	21
1.4 16V	1200002 -> 1217664	L3	66 kW	88 -> 91			6016		200	20
1.4 16V	1217665 ->	L3	66 kW	89 -> 91			2978		210	20
1.5 i	-> 120001	L3	66 kW	87 -> 88			6060		190	21
1.5 i	1200002 -> 1217664	L3	66 kW	88 -> 91			6016		200	20
1.5 i 16V	1217665 ->	L3	66 kW	89 -> 91	<b>Y330</b>				210	20
1.6 i 16V	D16A6	L3	82 kW	87 -> 89			6060		190	21
1.6 i 16V	D16A9	L3	80 - 81 kW	89 -> 91	<b>Y330</b>				210	20
1.6 i 16V	D16A9	Chass. -> 100000	96 kW	87 -> 91			2919		200	21
1.6 i 16V	D16A9	Chass. 100001 -> 200000	96 kW	87 -> 91			6016		200	20
1.6 i 16V	D16A9	Chass. 200001 ->	96 kW	87 -> 91			2978		210	20
1.6 i 16V VTEC	B16A1	Y2	109 kW	89 -> 91					220	24
<b>CIVIC IV - V 91 -&gt; 95</b>										
1.3	D13B2	S20	55 kW	91 -> 95			6016		200	20
1.5 i	D15B2	S20	66 - 74 kW	91 -> 95	<b>Y570</b>				210	20
1.6 i - 1.6 i 16V	D16A7	S20	85 - 92 kW	91 -> 95	<b>Y570</b>				210	20
1.6 i VTi	D16A2	Y21	118 kW	91 -> 95			6421		220	24



 Description	 Engine	 Gearbox - Chassis	 Year	 Code Kit	 Code	 Code	 Code	 Code	 Code	
<b>CIVIC V - VI 95 -&gt; 01</b>										
1.4 i 16V	D14A2	1M - 9A	55 - 66 kW	95 -> 01			2978		210	20
1.4 i 16V	D14A3	S40	55 - 66 kW	95 -> 01			6016		200	20
1.5 i 16V	D15Z3	1M - 9A	66 - 84 kW	95 -> 01			6454		210	20
1.5 i 16V	D15B7	S40	66 - 84 kW	95 -> 01					200	20
1.6 i Coupè	D16Y7		77 kW	94 -> 95			6016		200	20
1.6 i Vtec Coupè	D16Y8		62 - 118 kW	96 -> 00			6016	7136	200	20
1.6 i 16V	D16Y2	1M - S40	77 - 93 kW	95 -> 01			6454		210	20
1.6 i 16V	D16B2	9A	85 kW	95 -> 01			2978		210	20
1.6 i 16V	B16A-155	S4C	114 - 136 kW	95 -> 01					220	24
1.8 i	D18C4	S9B	124 kW	96 -> 01			6421	7136	220	24
2.0 i TD	20T2N12	S6BNU	63 kW	96 -> 01			6082		228	24
<b>CIVIC SHUTTLE 83 -&gt; 87</b>										
1500 - 1500 4	EW2	GW	63 kW	83 -> 87			2945	7107	190	19
<b>CIVIC SHUTTLE 87 -&gt; 92</b>										
1.4 16V	-> 120001	L3	66 kW	87 -> 88			6060		190	21
1.4 16V	1200002 -> 1217664	L3	66 kW	88 -> 89			6016		200	20
1.4 16V	1217665 ->	L3	66 kW	89 -> 91			6454		210	20
1.5 i	-> 120001	L3	66 kW	87 -> 88			6060		190	21
1.5 i	1200002 -> 1217664	L3	66 kW	88 -> 89			6016		200	20
1.5 i	1217665 ->	L3	66 kW	89 -> 91			2978		210	20
1.6 16V 4	-> 2003334	L3	82 - 85 kW	88 ->			6016		200	20
1.6 16V 4	2003335 ->	L3	82 - 85 kW	-> 91			6454		210	20
<b>CONCERTO</b>										
1.4 16V	D14A1	P7	66 kW	89 -> 91			6016		200	20
1.5 i	D15B2	P7	66 kW	90 -> 95	<b>Y330</b>				210	20
1.6 - 1.6 16V - 1.6 4 16V	D16A8	5V - P7	78 - 96 kW	88 -> 94	<b>Y330</b>				210	20
1.8 Turbo Diesel	10CV2L	P7	65 kW	94 -> 96			2735		215	24
<b>CRV I 95 -&gt; 02</b>										
2.0 16 V	B20B		94 - 108 kW	95 -> 02			6304	7136	220	24
<b>CRX 83 -&gt; 88</b>										
1.5 i	EW3	GW	74 kW	83 -> 87	<b>Y532</b>	8196	2945	7107	190	19
1.6 i 16V	ZC1	GW	92 kW	86 -> 88			2919		200	21
<b>CRX 87 -&gt; 92</b>										
1.4 16V	D14A1	L3	66 kW	89 ->			6060		190	21
1.5 i	D15B1	L3	66 kW	87 -> 88			6060		190	21
1.6 i 16V	D16A6	L3	82 kW	87 -> 88			2919		200	21
1.6 i 16V	-> 1200000	L3	85 kW	87 -> 88			2919		200	21
1.6 i 16V	1200000 -> 1206893	L3	85 kW	88 -> 89			6016		200	20
1.6 i 16V	120694 ->	L3	85 kW	89 -> 92			2978		210	20
1.6 i 16V	D16A8	5V - L3	90 - 96 kW	87 -> 92	<b>Y330</b>				210	20
1.6 i 16V	B16A1	Y2	109 kW	89 -> 92					220	24
<b>CRX 92 -&gt;</b>										
1.6 i 16V	D16Z6	S20	88 - 92 kW	92 -> 98	<b>Y570</b>				210	20
1.6 i 16V	B16A2	S21	118 kW	92 ->			6421	7136	220	24
<b>HR-V</b>										
1.6 16V 4	D16W1	SEP	77 - 92 kW	98 ->			2978		210	20
<b>INTEGRA 85 -&gt;</b>										
1.5	D15A1	GW	63 kW	85 -> 89	<b>Y532</b>	8196	2945	7107	190	19
1.6 i 16V	D16A2	CG	88 - 92 kW	85 -> 89			2919		200	21
1.8 i 16V Type R	DC2-DC4	S80	140 kW	97 -> 01			6062	7136	210	24
2.0 i 16V	K20A-220	S80	118 - 162 kW	01 ->			2919		200	21

 Description	 Engine	 Gearbox - Chassis	 Year	 Code Kit	 Code	 Code	 Code	 Code	 Code	
<b>JAZZ I 81 -&gt; 86</b>										
1.1	ER3	4MT	37 kW	84 -> 86	<b>Y532</b>	8196	2945	7107	190	19
1.2	ER1	4MT - 5MT	41 kW	81 -> 86	<b>Y532</b>	8196	2945	7107	190	19
<b>JAZZ II 02 -&gt; 08</b>										
1.2 i	L12A1	SWLM	57 kW	02 -> 08	<b>Y569</b>				190	20
1.4 i	L13A1	SWLM	61 kW	02 -> 08	<b>Y569</b>				190	20
<b>LEGEND</b>										
2500 V6	C25A1	C3H4	121 kW	85 -> 87			2798		225	24
2700 V6	C27A1	G3E2	124 - 130 kW	87 -> 90			2798		225	24
3200 V6				90 -> 96			2798		225	24
<b>LOGO</b>										
1.3 i	D13B7	S7B	48 kW	99 -> 02			6016		200	20
<b>PRELUDE I - II 78 -&gt; 87</b>										
1.6	EL14		59 kW	78 -> 83			2919		200	21
1.8	ET3		74 - 77 kW	78 -> 85			2919		200	21
<b>PRELUDE III 86 -&gt; 92</b>										
2.0	B20A3	-> 1705580	80 kW	87 -> 92			6062		210	24
2.0	B20A4	-> 1002117	84 kW	84 -> 92			6062		210	24
2.0 i 16V	B20A1		101 kW	86 -> 87			6062		210	24
2.0 i 16V KAT	B20A5	-> 1700305	101 kW	87 -> 92			6062	7136	210	24
2.0 i 16V	B20A7	-> 1003689	110 kW	87 -> 90			6062	7136	210	24
<b>PRELUDE IV 91 -&gt; 97</b>										
2.0 i 16V	F20A4	-> 9205713	98 kW	92 -> 96	<b>Y508</b>	8150	6421	7136	220	24
2.0 i 16V	F20A4	9205714 ->	98 kW	92 -> 96	<b>Y543</b>	8150	6304	7136	220	24
2.2 i 16V	H22A2	-> 1002304	136 kW	93 -> 96			6421	7136	220	24
2.2 i 16V	H22A2	1002305 ->	136 kW	93 -> 96	<b>Y543</b>	8150	6304	7136	220	24
2.3 i 16V	H23A2	-> 2002302	118 kW	92 -> 96			6421	7136	220	24
2.3 i 16V	H23A2	2002303 ->	118 kW	92 -> 96	<b>Y543</b>	8150	6304	7136	220	24
<b>PRELUDE V 96 -&gt; 00</b>										
2.0 i 16V	F20A4		98 kW	96 -> 00	<b>Y544</b>	8150	6062	7136	210	24
2.2 i 16V	H22A2		136 - 147 kW	96 -> 00			6062	7136	210	24
<b>QUINTET</b>										
1.6	EL		59 kW	80 -> 84			2919		200	21



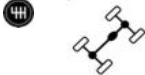












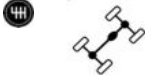








The first Civic was introduced in July 1972 as a two-door model, followed by a three-door hatchback that September. With an 1169 cc transverse engine and front-wheel drive like the British Mini, the car provided good interior space despite overall small dimensions. Initially gaining a reputation for being fuel-efficient, reliable, and environmentally friendly, later iterations have become known for performance and sportiness, especially the Civic Type R, Civic VTI, Civic GTi and Civic SiR/Si.








The Civic has been repeatedly rebadged for international markets, and served as the basis for the Honda CR-X, the Honda CR-X del Sol, the Concerto, the first generation Prelude, the Civic Shuttle (later to become the Orthia), and the CR-V.



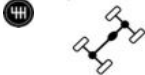








In Japan, as customers increasingly shifted to minivans and compact cars like the Fit, production of the non-hybrid Civic ended in August 2010 when it no longer complied with Japanese government dimension regulations in the width category. However, the Civic

 Description	 Engine	 Gearbox - Chassis		 Year	 Code Kit	 Code	 Code	 Code		 Code
<b>HYUNDAI</b>										
<b>ACCENT I 94 -&gt; 00</b>										
1.3 - 1.3 i 12V	G4EH		44 - 55 kW	94 -> 00	<b>Y537</b>	8203	2845	7113	184	20
1.5 i 12V - 1.5 i 16V	G4ER		66 - 75 kW	94 -> 00	<b>Y536</b>	8202	2839	7113	200	20
<b>ACCENT II 00 -&gt;</b>										
1.3	G4E-A	5M	55 - 61 - 63 kW	00 ->			2864	7113	184	20
1.3		5M	62 kW	02			2864	7113	184	20
1.3		5M	62 kW	02 -> 04	<b>Y529</b>	8193	2913	7113	200	20
1.5	G4EC-G	5M	66 - 75 kW	02 -> 04	<b>Y529</b>	8193	2913	7113	200	20
1.5 CRDi 12V	D3-EA	5M	60 kW	02 -> 05			2915	7113	215	20
1.6	D4-ED-G	5M	77 kW	02 ->			2915	7113	215	20
<b>ACCENT III 05 -&gt;</b>										
1.4	G4EE	5M	71 kW	06 ->	<b>Y574</b>				215	20
1.5 CRDi 16V	D4FA	5M	81 kW	05 ->			2915	7114	215	20
1.6	G4EB	5M	82 kW	05 ->	<b>Y574</b>				215	20
<b>ACCENT IV 10 -&gt;</b>										
1.4	RB		80 kW	10 ->	<b>Y574</b>				215	20
<b>ATOS</b>										
1.0	G4HC		40 - 43 kW	98 -> 02	<b>Y573</b>				181	24
1.1	G4HG		46 kW	05 ->	<b>Y573</b>				181	24
<b>COUPE' 96 -&gt; 02</b>										
1.6 16V	4G6I		84 kW	96 -> 01			2915	7113	215	20
2.0 16V	G4GF	5M	102 kW	96 -> 01	<b>Y539</b>	8210	2915	7114	215	20
<b>COUPE' 02 -&gt;</b>										
1.6 16V	G4ED-G	5M	77 - 79 kW	02 ->			2915		215	20
2.0	G4GC-G	5M	100 - 102 kW	02 ->	<b>Y539</b>	8210	2915	7114	215	20
2.7 V6	G6BA-G	6M	121 - 123 kW	02 ->			6339	7114	225	20
<b>ELANTRA</b>										
1.6 16V	G4GA	5M	66 - 77 - 79 - 82 kW	00 -> 06			2915		215	20
1.6	MD		97 kW	11 ->	<b>Y574</b>				215	20
1.6 CRDi	D4FB	M5CF3	85 kW	06 ->					240	20
1.8	G4GC-G	5M	93 kW	00 ->			2915	7114	215	20
2.0	G4GC-G	5M	102 - 104 - 105 kW	00 ->	<b>Y539</b>	8210	2915	7114	215	20
2.0 CRDi	D4-EA	5M	83 kW	01 -> 07			6202	7114	225	20
<b>EXCEL I 86 -&gt; 89</b>										
1.3	G4DGJE	4M	48 kW	86 -> 89			2846	7033	181	20
1.5	G4DJJAK	5M - 5MT	53 kW	86 -> 89			2846	7033	181	20
<b>EXCEL II 89 -&gt; 94</b>										
1.3	G4DGJA	5M	44 kW	89 -> 94			2864	7033	184	20
1.3 MPi	G4DGJE	5M	48 kW	89 -> 94			2839	7033	200	20
1.5	G4JDJA	5M	57 kW	89 -> 94			2864	7033	184	20
1.5 i	G4DJJE	5M	62 kW	89 -> 94	<b>Y535</b>	8202	2839	7033	200	20
<b>EXCEL III 94 -&gt;</b>										
1.3 12V	G4EH62	5M	62 kW	94 ->			2845	7113	184	20
1.5 i 12V	G4EK-88	5M	65 kW	94 -> 95			2839	7113	200	20
1.5 12 V	G4EK-88	5M	65 kW	95 ->			2839	7113	200	20
<b>GALLOPER II</b>										
2.5 D	D4BH		62 kW	98 ->			6310		225	23
2.5 TD - 2.5 TD intercooler	D4BA - D4BH		65 - 73 kW	98 -> 03	<b>Y571</b>				225	23

 Description	 Engine	 Gearbox - Chassis	 Year	 Code Kit	 Code	 Code	 Code	 Code	 Code	 Code
<b>GETZ</b>										
1.1	G4HD	5M	46 - 49 kW	02 ->	<b>Y538</b>	8204	2846	7113	181	20
1.3 - 1.3 i 12V	G4E-A	5M	60 - 71 kW	02 ->			2913	7113	200	20
1.4 i	G4EE	5M	71 kW	05 ->				7113	215	20
1.5 CRDi	D3-EA - D4FA	5M	60 - 75 kW	03 ->			2915	7114	215	20
1.6	G4ED-G	5M	77 - 78 kW	02 ->			2915	7113	215	20
<b>H-1</b>										
2.4 i	G4CSS	5M	82 kW	98 -> 99				7115	240	23
2.4 i	G4CSS	5M	82 kW	97 -> 04			6311	7115	241	23
2.5 TD	D4BF-80	5M	59 kW	97 -> 04			6311	7115	241	23
2.5 TD - 2.5 TDCI	D4BF-80	5M	59 - 74 kW	99 ->			6311	7115	241	23
<b>i10 07 -&gt;</b>										
1.0	G4HG		51 kW	11 ->				7126	180	24
1.1	G4HG		49 - 51 kW	08 ->	<b>Y573</b>				181	24
1.2	G4LA		57 - 63 kW	08 ->				7126	190	24
<b>i20 08 -&gt;</b>										
1.2	G4LA		57 kW	08 ->				7126	190	24
1.4	G4FA		74 kW	08 ->	<b>Y574</b>				215	20
1.6	G4FC		93 kW	08 ->	<b>Y574</b>				215	20
<b>i30 07 -&gt;</b>										
1.4	G4FA		77 - 80 kW	07 ->	<b>Y574</b>				215	20
1.6	G4FC		85 - 90 - 93 kW	07 ->	<b>Y574</b>				215	20
<b>ix20 10 -&gt;</b>										
1.4	G4FA		66 kW	10 ->	<b>Y574</b>				215	20
1.6			92 kW	10 ->	<b>Y574</b>				215	20
<b>ix35 10 -&gt;</b>										
2.0			120 kW	10 ->			6448		235	20
2.0 4WD			120 kW	10 ->			6448		235	20
<b>LANTRA I</b>										
1.5	G15B		57 - 62 kW	90 -> 95	<b>Y535</b>	8202	2839	7033	200	20
1.6 16V	G4CR	5M	78 - 84 kW	90 -> 93	<b>Y535</b>	8202	2839	7033	200	20
1.6 16V	G4CR	5M	78 - 84 kW	93 -> 95	<b>Y500</b>	8029	2915	7033	215	20
1.8 16V	G4CN	5M	93 kW	90 -> 95	<b>Y500</b>	8029	2915	7033	215	20
<b>LANTRA II</b>										
1.5 12 V	G4EK-88	5M	65 kW	95 -> 00			2915	7113	215	20
1.6 i - 1.6 i 16V	G4GR	5M	66 - 84 kW	95 -> 00			2915	7113	215	20
1.8 16V	G4GM	5M	94 kW	95 -> 00	<b>Y539</b>	8210	2915	7114	215	20
1.9 D	DJY	5M	50 kW	97 -> 00				7113	215	20
2.0 16V	G4GM	5M	102 kW	97 -> 00	<b>Y539</b>	8210	2915	7114	215	20
<b>MATRIX</b>										
1.5 CRDi	D3-EA	5M	60 kW	01 -> 02				7114	215	20
1.5 CRDi	D3-EA	5M	60 kW	02 -> 05			2915	7114	215	20
1.5 CRDi	D3-EA81	5M	75 - 81 kW	05 ->					215	20
1.6 i 16V	G4	5M	66 - 76 kW	01 ->			2915	7113	215	20
1.8 i 16V	G4G	5M	90 kW	01 ->			2915	7114	215	20
<b>PONY 74 -&gt; 86</b>										
1.2				74 ->			2864	7109	184	20
1.4				74 ->			2864	7109	184	20
<b>PONY 85 -&gt; 89</b>										
1.3	4G13	M	44 - 48 kW	85 -> 89			2846	7033	181	20
1.5	G15B	4M	62 kW	85 -> 89			2846	7033	181	20
1.5	G4DJ		57 kW	85 -> 89			2864	7033	184	20

 Description	 Engine	 Gearbox - Chassis		 Year	 Code Kit	 Code	 Code	 Code		 Code
<b>PONY X2 89 -&gt; 95</b>										
1.3	G4DG	5M	43 - 49 kW	89 -> 95			2864	7033	184	20
1.5	G4I5	5M	57 kW	89 -> 95			2846	7033	181	20
1.5	G4DJ	5M	57 kW	89 -> 95			2864	7033	184	20
1.5 i	G15B	5M	61 - 62 kW	89 -> 95	<b>Y535</b>	8202	2839	7033	200	20
<b>S COUPE'</b>										
1.5 i	G15B	5M	62 - 65 kW	90 -> 92			2864	7033	184	20
1.5 i	G15B	5M	62 - 65 kW	92 -> 96	<b>Y535</b>	8202	2839	7033	200	20
1.5 i Turbo	G4EK	5M	85 kW	91 -> 96	<b>Y500</b>	8029	2915	7033	215	20
<b>SANTA FE' I</b>										
2.0	G4BP	5M	99 kW	01 -> 06				7114	225	20
2.0 CRDi - CRDi 4	D4EA	5M	83 kW	01 -> 06			6339	7114	225	20
2.2 CRDi - CRDi 4	D4EB	5M	110 kW	05 -> 06			6296		258	23
2.4 16V	G4JS-G	5M	100 - 107 kW	01 -> 03			6202	7114	225	20
2.4 16V	G4JS-G	5M	100 - 107 kW	03 -> 06			6339		225	20
<b>SANTA FE' II</b>										
2.2 CRDi - CRDi 4	D4EB	5M	102 - 114 kW	06 ->			6296		258	23
<b>SONATA I</b>										
1.8	G4CM	5M	70 kW	88 -> 93			2914	7033	215	20
2.0	G4CP	5M	71 kW	88 -> 93			2914	7033	215	20
2.0 i 16V	G4CPD	5M	93 kW	91 -> 93			2914	7033	215	20
<b>SONATA II</b>										
1.8	4G62	5M	70 kW	88 -> 93	<b>Y500</b>	8029	2915	7033	215	20
2.0 i	4G62	5M	93 kW	91 -> 93	<b>Y500</b>	8029	2915	7033	215	20
2.0 i 16V	G4Cp	5M	93 kW	91 -> 93			2915	7033	215	20
2.4 i	G4CS	5M		88 -> 91			6202	7033	225	20
<b>SONATA III</b>										
1.8 i	G4CM	5M	70 kW	93 -> 98	<b>Y500</b>	8029	2915	7033	215	20
2.0 i	G4CP	5M	71 kW	94 -> 96	<b>Y500</b>	8029	2915	7033	215	20
2.0 i 16V	G4CP-DM	5M	92 kW	96 -> 98			6202	7033	225	20
2.0 i 16V	G4CP-D	5M	102 kW	93 -> 94			2915	7033	215	20
2.0 i 16V	G4CP-D	5M	102 kW	93 -> 98			6202	7033	225	20
<b>SONATA IV</b>										
2.0 i 16V	G4JP-EG	5M	96 - 106 kW	01 -> 03			2914	7114	215	20
2.0 i 16V	G4JP-EG	5M	96 - 106 kW	03 -> 04			6339	7114	225	20
2.4 16V	G6BV-G	5M	118 - 128 kW	98 -> 01				7114	225	20
2.5 V6 24V	G6BV-G	5M	118 kW	98 -> 01				7114	225	20
2.7 V6	G6BA		127 - 129 kW	01 -> 04			6339	7114	225	20
<b>STELLAR</b>										
1.4	4G33			83 -> 86			2846		181	20
1.6	G32B			83 -> 91			2839	7033	200	20
2.0	4G63	5M	67 kW	86 ->	<b>Y553</b>	8029	6281	7139	215	23
<b>TIBURON</b>										
1.6 i 16V	G4GRE2	5M	77 kW	02 ->					215	20
2.0 i 16V	G4GF	5M	102 kW	02 ->				7114	215	20
2.7 i V6 24V	G6BA-G	6M	123 kW	02 ->				7114	225	20
<b>TRAJET</b>										
2.0 CRDi	D4-EA	5M	83 - 92 kW	01 ->			6202	7114	225	20
2.0 i 16V	G4JP	5M	100 kW	00				7114	225	20
2.7 i V6 24V	G6BA-G	6M	127 kW	00 ->				7114	225	20

 Description	 Engine	 Gearbox - Chassis	 Year	 Code Kit	 Code	 Code	 Code	 Code	 Code	
<b>TUCSON</b>										
2.0 - 2.0 4WD	JM		104 kW	04 -> 10	<b>Y572</b>			235	20	
2.0 CRDI	JM		83 - 103 kW	04 -> 10	<b>Y557</b>			235	20	
<b>VELOSTER</b>										
1.6 GDI	FS		103 kW	11 ->	<b>Y574</b>			215	20	
<b>XG</b>										
25	G6AV		120 kW	98 ->			7114	225	20	
<b>INNOCENTI</b>										
<b>ELBA</b>										
1.3	146	C506	49 kW	91 -> 92	<b>Y210</b>	8060	1690	7065	190	17
1.4	146	C513	49 kW	93 -> 97	<b>Y008</b>	8060	2587	7065	190	20
1.5	149	C506	56 kW	92 -> 94	<b>Y210</b>	8060	1690	7065	190	17
1.6	146	C513	55 kW	95 -> 97	<b>Y008</b>	8060	2587	7065	190	20
1.7 D	146	5M	44 kW	92 -> 93	<b>Y064</b>	8027	1871	7065	200	17
<b>ISUZU</b>										
<b>CAMPO - PICK UP</b>										
2.2 D - 2.2 D 4			39 kW	88 -> 96			2948	7109	215	24
2.3 - 2.3 4			66 kW	86 -> 96			2948		215	24
2.5 D - 2.5 D 4			56 kW	88 -> 91			2948	7109	215	24
2.5 D - 2.5 D 4			56 kW	91 -> 98			2949		225	24
2.5 D - 2.5 D 4			56 kW	98 ->			2949		225	24
3.1 TD			80 kW	95 -> 00					250	24
<b>FARGO</b>										
1.8				83 -> 85			2948	7109	215	24
2.0				85 -> 88	<b>Y563</b>				215	24
2.0 4				85 -> 88			2948		215	24
2.0 D				85 -> 88			2948		215	24
2.2 D 4				85 -> 88			2948		215	24
<b>MIDI</b>										
2.0	4ZC1		61 kW	88 ->	<b>Y563</b>				215	24
2.0 4WD	4ZC1		61 kW	88 ->			2948		215	24
2.0 TD	4FC1T		45 kW	89 ->			2948		215	24
2.2 D 4WD	4FG1T		45 kW	88 ->			2948		215	24
2.4 TD	4FD1		56 kW	94 ->			2948		215	24
<b>PIAZZA</b>										
2.0				82 -> 88			2948	7109	215	24
2.0 Turbo	4ZC1T	5M	104 kW	85 -> 90			2949		225	24
<b>PICK-UP</b>										
2.5 Diesel	4JA1	5M	54 kW	88			2949		225	24
<b>RODEO</b>										
2.2 i 16V	X22SE		100 kW	97 ->			6264		241	24
<b>TROOPER</b>										
2.0				83 -> 86	<b>Y563</b>				215	24
2.2 D	C223T		45 kW	83			2948	7109	215	24
2.2 D			53 kW	84 -> 91	<b>Y563</b>				215	24
2.2 TD	4ZD1			84 -> 91			2948	7109	215	24
2.3	4ZD1			84 -> 91			2948	7109	215	24
2.8 TD	4JB1	5M	71 kW	87 -> 91					240	24
3.0 DTI	4JX1	5M	118 kW	98 ->					275	24
3.1 TD	4JG2	5M	84 kW	92 -> 99					250	24
3.2 i V6	6VDI	5M	130 kW	92 -> 97			2659		260	24
3.5 V6 24V	6VE1	5M	158 kW	00 ->			9309		275	24

 Description	 Engine	 Gearbox - Chassis		 Year	 Code Kit	 Code	 Code	 Code	 Code	 Code
--	---	--	---	---	---	---	---	---	---	---



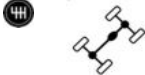








**IVECO****DAILY I 78 -> 99**



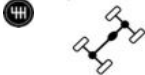








30- 8	8140.07	2819.5	60 - 66 kW	92 -> 98	<b>Y405</b>	8175	2663	7091	235	10	
30- 8	8140.07	2819.5 -> Chass. 292609	66 kW	92 -> 98			1759	7101	241	10	
30- 8	8140.61		53 kW	78 -> 89			1759	7101	241	10	
30- 8	8140.61		60 kW	96 -> 98			1759	7101	241	10	
30- 8	8140.67F	2826.5	55 kW	92 -> 98	<b>Y405</b>	8175	2663	7091	235	10	
30- 8	8140.67F		62 kW	98 -> 99	<b>Y405</b>	8175	2663	7091	235	10	
30-10	8140.23			98 -> 99			2670	7091	235	10	
30-10	8140.23			98 -> 99	<b>Y405</b>	8175	2663	7091	235	10	
35- 8	8140.07	2819.5 -> Chass. 292609	60 kW	89 -> 98			1759	7101	241	10	
35- 8	8140.67	2819.5	55 - 60 kW	89 -> 98	<b>Y405</b>	8175	2663	7091	235	10	
35- 8	8140.67	2826.5		98 -> 99	<b>Y405</b>	8175	2663	7091	235	10	
35-10	8140.21	2824		85 -> 89			2551	7101	264	10	
35-10	8140.21	2822		85 -> 89				7101	264	10	
35-10	8140.23			96 -> 99			2670	7091	235	10	
35-10	8140.23			96 -> 99	<b>Y405</b>	8175	2663	7091	235	10	
35-10	8140.27S	2826.5	68 - 76 kW	89 -> 96	<b>Y405</b>	8175	2663	7091	235	10	
35-10	8140.27S	2826.5 -> Chass. 5928512	68 - 76 kW	89 -> 96			2551	7101	264	10	
35-10	8140.27S	FOR EURO 2	68 - 76 kW	89 -> 96			2670	7091	235	10	
35-10	8140.47R - 8140.97	2826.5	68 - 76 kW	89 -> 96			2670	7091	235	10	
35-10	8140.97 - 8140.25S	2826.5	68 - 76 kW	89 -> 96	<b>Y405</b>	8175	2663	7091	235	10	
35-12	8140.43		85 kW	96 -> 99			6239	7091	279	10	
35-12	8140.47			90 -> 96			2670	7091	235	10	
40- 8	8140.61.200			83 -> 89			1759	7101	241	10	
40-10	8140.27S			85 -> 89			2551	7101	264	10	
45-10	8140.21			85 -> 89			2551	7101	264	10	
45-10	8140.27S	Chass. -> 5928512		89 -> 96			2551	7101	264	10	
45-10	8140.27S	Chass. 5928512 ->		89 -> 96	<b>Y405</b>	8175	2663	7091	235	10	
49-10	8140.21			85 -> 89			2551	7101	264	10	
49-10	8140.23	2826.5		96 -> 99	<b>Y405</b>	8175	2663	7091	235	10	
49-10	8140.23			96 -> 99			2670	7091	235	10	
49-10	8140.27S	2826.5		89 -> 96	<b>Y405</b>	8175	2663	7091	235	10	
49-10	8140.27S	2826.5 -> Chass. 5928512		89 -> 96			2551	7101	264	10	
49-10	8140.27S	FOR EURO 2		89 -> 96			2670	7091	235	10	
49-10	8140.47R			89 -> 96			2670	7091	235	10	
49-12	8140.43			96 -> 99			6239	7091	279	10	
49-12	8140.47			90 -> 96			2670	7091	235	10	
59-12	8140.43			96 -> 99				7091	280	10	
59-12	8140.47			91 -> 96			2670	7091	235	10	



*The Iveco Daily is a large light commercial van produced by the Italian automaker Iveco since 1978; it was also sold as the Fiat Daily by Fiat until 1983. Unlike the more car-like unibody Fiat Ducato, the Daily uses a separate ladder frame typical of heavier commercial vehicles. The Iveco Daily is produced at the Iveco Suzzara plant, near Mantova in Italy, where Iveco has recently made substantial investments to renew the production lines.*



 Description	 Engine	 Gearbox - Chassis	 Year	 Code Kit	 Code	 Code	 Code	 Code	 Code	 Code
<b>DAILY II - III 99 -&gt;</b>										
29 L 9	8140.63		62 kW	99 ->	<b>Y405</b>	8175	2663	7091	235	10
29 L 10			70 kW	02 -> 06	<b>Y405</b>	8175	2663	7091	235	10
29 L 11	8140.63		78 kW	99 ->	<b>Y405</b>	8175	2663	7091	235	10
29 L 12			85 kW	02 -> 06	<b>Y405</b>	8175	2663	7091	235	10
29 L 14			100 kW	02 -> 06	<b>Y405</b>	8175	2663	7091	235	10
35 C 9	8140.43 - 43R	S5-200	66 kW	01 -> 06	<b>Y405</b>	8175	2663	7091	235	10
35 C 10 V			70 kW	02 -> 06	<b>Y405</b>	8175	2663	7091	235	10
35 C 11	8140.43C	S5-200	78 kW	99 ->	<b>Y405</b>	8175	2663	7091	235	10
35 C 12			85 kW	02 -> 06	<b>Y405</b>	8175	2663	7091	235	10
35 C 13	8140.43S - 43C		92 kW	99 ->			2670	7091	235	10
35 C 15	8140.43N	S6-300	107 kW	01 ->			6239	7091	279	10
35 S 9	8140.43 - 43R	S5-200	66 kW	01 -> 06	<b>Y405</b>	8175	2663	7091	235	10
35 S 11	8140.43C	S5-200	78 kW	99 ->	<b>Y405</b>	8175	2663	7091	235	10
35 S 13	8140.43S - 43C		92 kW	99 ->			2670	7091	235	10
35 S 15	8140.43N	S6-300	107 kW	02 ->				7091	280	10
50 C 11	8140.43S - 43C		78 kW	99 ->			2670	7091	235	10
50 C 13	8140.43S - 43C		92 kW	99 ->			2670	7091	235	10
50 C 15	8140.43N		107 kW	01 ->			6239	7091	279	10
65 C 15	8140.43N		107 kW	01 ->				7091	280	10
<b>DAILY IV 06 -&gt;</b>										
29 L 10	F1AE0481FA	S5-300	70 kW	06 -> 11	<b>Y405</b>	8175	2663	7091	235	10
29 L 12	F1AE0481GA	S5-300	85 kW	06 -> 11	<b>Y405</b>	8175	2663	7091	235	10
29 L 14	F1CE0481HA	S5-300	100 kW	06 -> 11	<b>Y405</b>	8175	2663	7091	235	10
35 C 10	F1AE0481FA	S5-300	70 kW	06 -> 11	<b>Y405</b>	8175	2663	7091	235	10
35 C 10 K	F1AE0481FA		70 kW	06 -> 11	<b>Y405</b>	8175	2663	7091	235	10
35 C 12	F1AE0481GA	S5-300	85 kW	06 -> 11	<b>Y405</b>	8175	2663	7091	235	10
35 C 15 - C 17	F1CE0481FA	6S-400 OD	107 - 125 kW	06 ->				7091	280	10
35 C 18	F1CE0481HA	6S-380 OD	130 kW	06 ->				7091	280	10
35 S 10	F1AE0481FA	S5-300	70 kW	06 -> 11	<b>Y405</b>	8175	2663	7091	235	10
35 S 12	F1AE0481GA	S5-300	85 kW	06 -> 11	<b>Y405</b>	8175	2663	7091	235	10
35 S 15 - S 17	F1CE0481HA	6S-400 OD	107 - 125 kW	07 ->				7091	280	10
35 S 18	F1CE0481HA	6S-380 OD	130 kW	06 ->				7091	280	10
40 C 14	F1CE0441A	6S-380 OD	103 kW	07 ->				7091	280	10
40 C 14	F1CE0441A	S5-300	103 kW	07 ->				7091	267	10
40 C 14	F1CE3481LC	6S-400 OD	103 kW	07 ->				7091	280	10
40 C 14	F1CE3481LC	S5-300	103 kW	07 ->				7091	267	10
40 C 15 - 40 C 18	F1CE0481A	6S-380A - 6S-400A	107 - 130 kW	06 ->				7091	280	10
40 C 17	F1CE0481HA	6S-400 OD	125 kW	07 ->				7091	280	10
45 C 15 - 45 C 18	F1CE0481A	6S-380A - 6S-400A	107 - 130 kW	06 ->				7091	280	10
50 C 14	F1CE0481	6S-380A - 6S-400A		06 ->				7091	280	10
50 C 15 - 50 C 18	F1CE0481A	6S-380A - 6S-400A	107 - 130 kW	06 ->				7091	280	10
50 C 17	F1CE0481HA	6S-400 OD	125 kW	07 ->				7091	280	10
50 C 18	F1CE0481	6S-380A - 6S-400A	130 kW	06 ->				7091	280	10
60 C 15	F1CE0481	6S-380A - 6S-400A	107 kW	06 ->				7091	280	10
60 C 15 - 60 C 18	F1CE0481A	6S-380A - 6S-400A	107 - 130 kW	06 ->				7091	280	10
60 C 18	F1CE0481	6S-380A - 6S-400A	130 kW	06 ->				7091	280	10
65 C 15 - 65 C 18	F1CE0481A	6S-380A - 6S-400A	107 - 130 kW	06 ->				7091	280	10
65 C 17	F1CE0481HA	6S-400 OD	125 kW	07 ->				7091	280	10
70 C 14	F1CE0481HA	6S-400 OD	103 kW	07 ->				7091	267	10
70 C 14 - 70 C 17	F1CE0481HA	6S-400 OD	103 - 125 kW	07 ->				7091	267	10
70 C 17	F1CE3481LC	6S-400 OD	125 kW	07 ->				7091	267	10

 Description	 Engine	 Gearbox - Chassis		 Year	 Code Kit	 Code	 Code	 Code			Code
<b>MASSIF</b>											
3.0 HPI	F1CE0481FA		107 kW	08 ->			6239	7091	279	10	
3.0 HPT	F1CE0481HA		130 kW	08 ->			6239	7091	279	10	
<b>JEEP</b>											
<b>WRANGLER III</b>											
3.8 - South America			146 kW	07 ->			9347		265	10	
<b>KIA</b>											
<b>BESTA</b>											
2.2 D	HW	M5	48 kW	86 -> 99	<b>Y502</b>	8147	2832	7039	225	22	
<b>BONGO</b>											
2.4 TDCI	D4BH			03 ->				7039	240	23	
2.7 D	J2	M5	68 kW	03 ->				7039	240	22	
<b>CARENS I</b>											
1.8 i 16 V	T8	M5	81 kW	99 -> 02	<b>Y549</b>	8211	2832	7039	225	22	
<b>CARENS II</b>											
1.6	GA6D		77 kW	02 -> 06				7128			
1.8 i 16 V	T8	5M2W	93 kW	02 -> 06	<b>Y549</b>	8211	2832	7039	225	22	
2.0 CRDi	D4EA	5M2W	83 kW	02 -> 06				7114	225	20	
2.0 CRDi	D4EA	M6	103 kW	05 ->			6202	7114	225	20	
<b>CARENS III</b>											
1.6	UN		93 - 97 kW	09 ->	<b>Y574</b>				215	20	
<b>CEE'D</b>											
1.4	G4FA		77 - 80 kW	07 ->	<b>Y574</b>				215	20	
1.4 CVVT	G4FA-L		66 kW	10 ->	<b>Y574</b>				215	20	
1.6	G4FC		85 - 90 - 93 kW	07 ->	<b>Y574</b>				215	20	
1.6 CVVT	G4FC		92 kW	09 ->	<b>Y574</b>				215	20	
<b>CERATO</b>											
1.6	G4ED		77 - 90 kW	04 ->	<b>Y574</b>				215	20	
2.0	G4GC		105 kW	04 ->			2915		215	20	
2.0 CRDI	D4EA		83 kW	04 ->			6202		225	20	
<b>CLARUS</b>											
1.8 i 16V	T8	M5	85 kW	95 -> 01	<b>Y549</b>	8211	2832	7039	225	22	
2.0 i 16V	FE-K9	M5	98 kW	95 -> 01	<b>Y549</b>	8211	2832	7039	225	22	
<b>MAGENTIS</b>											
2.0	G4JP		100 kW	01 ->			2914		215	20	
2.0	G4JP	Chass. 5/3/03 -> 20/3/03	100 kW	01 ->			6339		225	20	
2.5 V6	G6BV		124 kW	01 ->			6339		225	20	
<b>PICANTO</b>											
1.0	G4HE		45 - 46 kW	05 ->	<b>Y573</b>				181	24	
1.1	G4HG		48 kW	04 ->	<b>Y573</b>				181	24	
<b>PREGIO</b>											
2.5 TCI D	D4BH		69 kW	02 ->			6311		241	23	
2.7 D	J2		60 kW	97 ->			6254		241	22	
<b>PRIDE</b>											
1.1 i	B1	M4	38 kW	87 -> 94	<b>Y265</b>	8140	6106	7083	180	18	
1.3 i - 1.3 i 16V	B3	M5	44 - 47 - 53 kW	87 -> 00	<b>Y265</b>	8140	6106	7083	180	18	
<b>RIO I</b>											
1.3			55 - 60 kW	00 -> 05			6299	7128	200	20	
1.5 16V	A5D		72 kW	00 -> 05	<b>Y524</b>	8189	6299	7128	200	20	
<b>RIO II</b>											
1.4 16V	G4ED		71 kW	05 ->	<b>Y574</b>				215	20	
1.6 CVVT	G4EE		82 kW	05 ->	<b>Y574</b>				215	20	



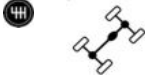








Description	Engine	Gearbox - Chassis		Year	Code Kit	Code	Code	Code		Code
<b>RIO III</b>										
1.4 CVVT	UB		80 kW	11 ->	<b>Y574</b>				215	20
<b>SEPHIA</b>										
1.5	B5	M5	59 kW	96 -> 98				7083	200	20
1.6	B6	M5	59 kW	93 -> 98				7083	200	20
1.8	T8D	M5	85 kW	96 -> 98			2832	7039	225	22
<b>SHUMA I</b>										
1.5	B5	M5	59 - 65 kW	98 ->		8189		7083	200	20
1.6	GA6D	M5	74 kW	01 -> 02				7083	200	20
1.8 i 16V	T8D	M5	81 kW	97 -> 01	<b>Y549</b>	8211	2832	7039	225	22
<b>SHUMA II</b>										
1.6	GA6D		75 kW	01 -> 04	<b>Y524</b>	8189	6299	7128	200	20
1.8	T8		84 kW	03 -> 04	<b>Y549</b>	8211	2832	7039	225	22
<b>SORENTO I</b>										
2.4			102 kW	02 ->			6311		241	23
<b>SOUL</b>										
1.6 CVVT			77 kW	09 ->	<b>Y574</b>				215	20
1.6 GDI	G4FD		103 kW	11 ->	<b>Y574</b>				215	20
<b>SPORTAGE</b>										
2.0 4 - 2.0 4 16V	FE	M5	70 - 94 kW	93 -> 02	<b>Y549</b>	8211	2832	7039	225	22
2.0 CRDI	JE - KM		83 - 103 kW	05 ->	<b>Y557</b>				235	20
2.0 i 16V - 2.0 16V 4WD	JE - KM		104 kW	04 ->	<b>Y572</b>				235	20
2.0 TD 4	RF	M5	61 kW	96 -> 02			2832		225	22
2.2 Diesel 4	HW	M5	48 kW	93 -> 02			2832		225	22
<b>SPORTAGE 10 -&gt;</b>										
2.0 CVVT			120 kW	10 ->			6448		235	20
2.0 CVVT			122 kW	10 ->			6448		235	20
2.0 CVVT 4WD			120 kW	10 ->			6448		235	20
<b>VENGA</b>										
1.4 CVVT	G4GFA-L		66 kW	10 ->	<b>Y574</b>				215	20
1.6 CVVT	G4FC	5 Speed	92 kW	10 ->	<b>Y574</b>				215	20





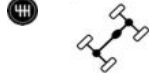








The Kia Rio is a subcompact car produced by the South Korean manufacturer Kia since August 2000 and now in its fourth generation. Body styles have included a three and five-door hatchback and four-door sedan, equipped with inline-four gasoline and diesel engines, and front-wheel drive.



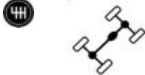








The Rio replaced the first-generation Pride—a rebadged version of the Ford Festiva—and the Avella, a subcompact sold as a Ford in some markets. A second generation was introduced in 2005 in Europe and 2006 in North America, sharing its platform with the Hyundai Accent, a subcompact manufactured by its sister Hyundai Motor Company in South Korea.

Iranian production of the facelifted Rio by SAIPA began in 2005. The cars were not equipped with ABS or airbags until 2012, powered by a version of the 1.5 litre engine which produces 96 hp (72 kW) at 5,500 rpm and 135 N·m (100 ft·lbf) torque at 4,500 rpm. In early 2012, the production ended.

 Description	 Engine	 Gearbox - Chassis		 Year	 Code Kit	 Code	 Code	 Code		 Code
<b>LADA</b>										
<b>110</b>										
1.5	VAZ 2111 - 2112	M5	54 - 56 - 57 - 67 - 70 kW	95 >	<b>Y046</b>	8124	2853	7067	200	20
<b>111</b>										
1.5 - 1.5 16V	VAZ 2111 - 2112	M5	56 - 57 - 67 - 70 kW	95 >	<b>Y046</b>	8124	2853	7067	200	20
<b>112</b>										
1.5 - 1.5 16V	VAZ 2111 - 2112	M5	54 - 56 - 57 - 67 - 70 kW	95 >	<b>Y046</b>	8124	2853	7067	200	20
<b>1200 - 1600</b>										
1200	VAZ 2101	30A	44 kW	70 > 86	<b>Y212</b>	8024	0549	7053	200	20
1300	VAZ 21011 - 2105	30A	48 kW	78 > 87	<b>Y212</b>	8024	0549	7053	200	20
1500	VAZ 2103	30A - M5	49 kW	75 > 86	<b>Y212</b>	8024	0549	7053	200	20
1600	VAZ 2106	M5	57 kW	72 > 84	<b>Y212</b>	8024	0549	7053	200	20
<b>ALEKO</b>										
1.8 Diesel			43 kW	92 >		8024	2720		200	14
<b>KALINA</b>										
1.6 8V	VAZ 21114		60 kW	99 > 07	<b>Y046</b>	8124	2853	7067	200	20
<b>NATACHA</b>										
1.1	VAZ 21081K	M5	39 kW	93 > 97	<b>Y138</b>	8061	2488	7067	190	20
1.5	VAZ 21083K	M5	50 kW	93 > 97	<b>Y138</b>	8061	2488	7067	190	20
<b>NIVA</b>										
1.6 4	VAZ 2121 - 21214		54 - 54 kW	76 > 95	<b>Y212</b>	8024	0549	7053	200	20
1.7 i 4	VAZ 2121 - 21214		62 kW	94 >	<b>Y212</b>	8024	0549	7053	200	20
1.9 D 4	XUD9SD - XUD9A		47 - 55 kW	93 >		8024	2489	7053	200	18
<b>NIVA II</b>										
1.7			59 > 61 kW	02 >	<b>Y212</b>	8024	0549	7053	200	20
1.7	VAZ 2123		59 > 61 kW	02 >			6235		215	20
<b>NOVA</b>										
1200	VAZ 2101		44 kW	81 >	<b>Y212</b>	8024	0549	7053	200	20
1300	VAZ 2105		48 kW	81 >	<b>Y212</b>	8024	0549	7053	200	20
1500	VAZ 21043		49 kW	85 >	<b>Y212</b>	8024	0549	7053	200	20
1600	VAZ 2106		57 kW	85 > 95	<b>Y212</b>	8024	0549	7053	200	20
1700	VAZ 21044		62 kW	95 >	<b>Y212</b>	8024	0549	7053	200	20
<b>RIVA</b>										
1300 - 1500			44 kW	73 >	<b>Y212</b>	8024	0549	7053	200	20
<b>SAGONA</b>										
1500	VAZ 21083	M5	50 - 52 kW	91 > 99	<b>Y138</b>	8061	2488	7067	190	20
1500 i	VAZ 2108320	M5	52 kW	94 > 99	<b>Y046</b>	8124	2853	7067	200	20
1500 D	TUD5	M5	42 kW	95 > 99	<b>Y138</b>	8061	2488	7067	190	20
<b>SAMARA - FORMA</b>										
1100 - 1300 - 1500	VAZ 2108-2109-21099	releaser height 13,5 mm	39 - 43 - 48 kW	86 > 99	<b>Y138</b>	8061	2488	7067	190	20
1100 - 1300 - 1500	VAZ 2108-2109-21099	releaser height 21,5 mm			<b>Y237</b>	8061	2488	7076	190	20
<b>TOSCANA</b>										
1300 - 1500	VAZ 2103 - 2105		48 - 55 kW	83 > 93	<b>Y212</b>	8024	0549	7053	200	20
<b>VEGA</b>										
1600		M5		95 >	<b>Y046</b>	8124	2853	7067	200	20
<b>ZHIGULI</b>										
1200				74 > 77			0549		200	20
<b>LAMBORGHINI</b>										
<b>DIABLO</b>										
VT			361 kW	90 > 98			3604		250	10
<b>ESPADA</b>										
400 GT			257 kW	68 > 81			3604		250	10

 Description	 Engine	 Gearbox - Chassis		 Year	 Code Kit	 Code	 Code	 Code		 Code
<b>JALPA</b>										
P 350			188 kW	82 -> 87			3604		250	10
<b>URRACO</b>										
P 300			195 kW	74 -> 81			2847		241	10
<b>LANCIA</b>										
<b>DEDRA 89 -&gt; 94</b>										
1.6 ie	835A1	5M	59 - 66 kW	89 -> 94		8060	2587	7065	190	20
1.8 ie	835A2	1229424 ->	66 - 81 kW	91 -> 94		8045	2660	7037	215	20
1.8 ie	835A2 -> 1229424	-> 1229424	79 - 81 kW	89 -> 91		8161	2636	7037	200	20
1.9 TDs	160D1	5M	68 kW	91 -> 94			2739	7037	215	20
2.0 ie	835A5	5M	86 - 88 kW	89 -> 94		8045	2660	7037	215	20
2.0 ie Integrale Turbo 16V	835A7	5M	127 kW	90 -> 94			2740	7108	235	20
2.0 ie Turbo	835A8	5M	121 kW	90 -> 94	<b>Y119</b>	8054	2653	7065	228	20
<b>DEDRA 94 -&gt; 99</b>										
1.6 ie	159B9	5M	66 kW	94 -> 97	<b>Y008</b>	8060	2587	7065	190	20
1.6 ie 16V	182A4	5M	76 kW	97 -> 99	<b>Y051</b>	8089	2744	7065	200	20
1.8 ie	836A5	5M	74 kW	94 -> 99	<b>Y112</b>	8045	2660	7037	215	20
1.8 ie 16V	182A2	5M	83 - 97 kW	96 -> 99	<b>Y123</b>	8045	2739	7037	215	20
1.9 TDs	160D1	5M	68 kW	94 -> 99			2739	7037	215	20
2.0 ie 16V	836A3	5M	102 kW	94 -> 99	<b>Y112</b>	8045	2660	7037	215	20
2.0 ie Integrale 16V	836A3	5M	102 kW	94 -> 99	<b>Y119</b>	8054	2653	7065	228	20
<b>DELTA 79 -&gt; 86</b>										
1.3	831A	4M - 5M	55 kW	79 -> 86	<b>Y043</b>	8009	1855	7065	181	17
1.5	831A1	5M	59 kW	79 -> 86	<b>Y210</b>	8060	1690	7065	190	17
1.6 HF Turbo	831A7	5M	96 kW	83 -> 86	<b>Y111</b>	8045	0732	7065	215	20
<b>DELTA 86 -&gt; 93</b>										
1.1 i	831B8	5M	47 kW	86 -> 90	<b>Y007</b>	8019	0304	7065	181	20
1.3	831B	Chass. 445260 ->	55 kW	-> 93	<b>Y007</b>	8019	0304	7065	181	20
1.3	831B	Chass. -> 445259	55 kW	86 ->	<b>Y043</b>	8009	1855	7065	181	17
1.6 ie GT	149C2	Chass. -> 389580	66 - 80 kW	86 -> 92	<b>Y062</b>	8161	2048	7048	200	17
1.6 ie GT	149C2	Chass. 389581 ->	66 - 80 kW	91 -> 93	<b>Y060</b>	8161	0549	7037	200	20
1.6 ie Turbo	831B3	5M	97 - 103 kW	-> 93	<b>Y112</b>	8045	2660	7037	215	20
1.9 TD	831D1	C510	59 kW	86 -> 93			2739	7037	215	20
2.0 HF Turbo 16V	175A4	C503	137 - 142 kW	-> 93			2740	7108	235	20
<b>DELTA 93 -&gt; 99</b>										
1.4 ie	160A1	C513	52 kW	93 -> 99	<b>Y007</b>	8019	0304	7065	181	20
1.6 ie	835C1	C513	59 kW	93 -> 99	<b>Y008</b>	8060	2587	7065	190	20
1.6 ie - 1.6 ie 16V	182A4	C513	66 - 76 kW	95 -> 99	<b>Y051</b>	8089	2744	7065	200	20
1.8 ie	835C2	C510	66 - 76 kW	93 -> 99	<b>Y112</b>	8045	2660	7037	215	20
1.8 ie 16V	182A2	5M	83 - 97 kW	96 -> 99	<b>Y123</b>	8045	2739	7037	215	20
1.9 TD	160D1	5M	68 kW	94 -> 99			2739	7037	215	20
2.0 HF Turbo 16V	175A4	C503	137 - 142 kW	93 -> 99			2740	7108	235	20
2.0 i GT 16V	836A3	C510	102 kW	93 -> 99	<b>Y112</b>	8045	2660	7037	215	20
2.0 i Turbo 16V	175A4	C503	137 - 142 kW	93 -> 99			2740	7108	235	20
2.0 ie 16V	836A3	C510	102 kW	93 -> 99	<b>Y112</b>	8045	2660	7037	215	20
<b>DELTA III</b>										
1.4	198A4 - 198A1		88 - 110 kW	08 ->			6267		215	22

 Description	 Engine	 Gearbox - Chassis		 Year	 Code Kit	 Code	 Code	 Code			Code
<b>K</b>											
2.0 ie 20V	838A1	Chass. -> 2095794	107 - 114 kW	94 ->			2743	7065	228	20	
2.0 ie 20V	838A6	Chass. 2095795 ->	114 kW	-> 01			2931	7108	235	20	
2.0 ie Turbo 16V	834A4	5M	151 kW	95 -> 01			2740	7108	235	20	
2.0 ie Turbo 20V	175A3	5M	162 kW	98 -> 01				7108	235	20	
2.4 ie 20V	838A2	5M	129 kW	94 -> 01			2931	7065	235	20	
2.4 ie 20V	838B2	5M	129 kW	98 -> 00			2931	7108	235	20	
2.4 JTD	838A8	5M	100 kW	00 -> 01			2931	7108	235	20	
2.4 JTD	838A8	5M	100 kW	98 -> 00			2931	7108	235	20	
2.4 TDs	838A3	5M	91 kW	94 -> 01			2752	7108	235	20	
3.0 ie V6 24V	838B	5M	150 kW	94 -> 01			2740	7108	235	20	
3.0 ie V6 24V	AR36101	6M	162 kW	03 ->			2740	7108	235	20	
<b>LYBRA</b>											
1.6 i 16V	182A4	5M	76 kW	99 -> 06	<b>Y051</b>	8089	2744	7065	200	20	
1.6 i 16V	182B6	5M	76 kW	99 -> 06	<b>Y051</b>	8089	2744	7065	200	20	
1.8 i 16V	839A4	5M	96 kW	99 -> 06			2739	7037	215	20	
1.9 JTD	AR32302	5M	74 - 81 kW	99 -> 06			2931	7108	235	20	
2.0 i 20V	182B7	5M	110 - 113 kW	99 -> 06				7037	230	20	
2.4 JTD	839A5	5M	98 - 110 kW	99 -> 04			2931	7108	235	20	
<b>MUSA</b>											
1.3 MJT 16V	188A9	5M	51 kW	04 -> 07				7096	215	20	
1.3 MJT 16V	199A3	5M	66 kW	06 ->	<b>Y294</b>	8176	6249	7065	215	20	
1.4 i	350A1	5M	55 kW	04 -> 07	<b>Y319</b>	8088	2840	7052	200	20	
1.4 i 16V	192B2	5M	66 kW	06 -> 07	<b>Y319</b>	8088	2840	7052	200	20	
1.4 i 16V	843A1	5M	70 kW	04 -> 07	<b>Y319</b>	8088	2840	7052	200	20	
1.9 MJT	188B2	5M	74 kW	04 -> 07			6287		225	20	
<b>PHEDRA</b>											
2.0 i 16V	RFN	BE 4/5J	100 kW	02 ->	<b>Y198</b>	8113	6059	7073	228	18	
2.0 JTD 16V	RHK	ML5C	79 - 88 kW	02 ->	<b>Y272</b>	8152	6117	7087	225	21	
2.2 JTD 16V	4HW	ML5C	94 kW	02 ->			6100	7087	241	21	
<b>PRISMA</b>											
1.3	831B	5M	55 kW	86 -> 92	<b>Y007</b>	8019	0304	7065	181	20	
1.3	831B	5M	55 kW	83 -> 86	<b>Y043</b>	8009	1855	7065	181	17	
1.5	831B	Chass. -> 3426514	55 - 59 - 63 kW	83 -> 92	<b>Y210</b>	8060	1690	7065	190	17	
1.5	831B	Chass. 3426515 ->	55 - 59 - 63 kW	86 -> 92	<b>Y008</b>	8060	2587	7065	190	20	
1.6	831B6		77 kW	83 -> 86	<b>Y059</b>	8161	2048	7065	200	17	
1.6 - 1.6 ie	831B6 - 831B7	Chass. -> 3314116	66 - 73 - 80 kW	86 -> 89	<b>Y062</b>	8161	2048	7048	200	17	
1.6 - 1.6 ie	831B6 - 831B7	Chass. 3314117 ->	66 - 73 - 80 kW	86 -> 89	<b>Y060</b>	8161	0549	7037	200	20	
1.9 D	149A1	5M	48 kW	84 -> 91			2425	7065	215	17	
1.9 TD	831D1	5M	59 kW	85 -> 87			2739	7037	215	20	
2.0 i Integrale	831B4		85 kW	86 -> 89			2653		228	20	
<b>THEMA</b>											
2.0 i - 2.0 i 16V - 2.0 ie - 2.0 ie 16V	834B	5M - C503	86 - 114 kW	84 -> 94	<b>Y111</b>	8045	0732	7065	215	20	
2.0 ie 16V - 2.0 ie Turbo	834B2	5M - C503	107 - 121 kW	84 -> 92	<b>Y119</b>	8054	2653	7065	228	20	
2.0 ie Turbo 16V	834C1	942149 ->	132 kW	-> 92				7108	228	20	
2.0 ie Turbo 16V	834C1	-> 942149	132 kW	88 ->	<b>Y119</b>	8054	2653	7065	228	20	
2.0 ie Turbo 16V	834C1	942149 ->	151 kW	92 -> 94				7108	228	20	
2.5 TD - 2.5 TDs	8144-97	5M	77 - 85 kW	88 -> 94	<b>Y119</b>	8054	2653	7065	228	20	
2.8	834E	5M	100 - 110 kW	84 -> 92	<b>Y119</b>	8054	2653	7065	228	20	
3.0 8.32	F105L	5M	150 - 158 kW	86 -> 91			2740	7108	235	20	
3.0 V6	834F	5M	129 kW	92 -> 94			2740	7108	235	20	

 Description	 Engine	 Gearbox - Chassis	 Year	 Code Kit	 Code	 Code	 Code	 Code	 Code	 Code
<b>TREVI</b>										
1.6	828B		74 kW	80 -> 87		8161	0549	7054	200	20
2.0 i.e.	828B4		90 kW	80 -> 87		8045	2660	7054	215	20
2.0 Volumex	828B7		99 kW	83 -> 85		8054	2469	7054	228	20
<b>Y 10</b>										
1.0 - 1.0 4WD	156A2	C501	33 kW	89 -> 92	<b>Y004</b>	8003	2757	7007	170	20
1.0 - 1.0 4WD	156A2	C501	33 kW	93 ->	<b>Y037</b>	8020	6265	7052	180	20
1.1 ie - 1.1 ie 4WD	156C	C514	37 kW	89 -> 90	<b>Y040</b>	8019	2629	7007	181	20
1.1 ie - 1.1 ie 4WD	156C	C514	37 - 40 kW	90 -> 92	<b>Y040</b>	8019	2629	7007	181	20
1.1 ie	156C	C514	37 - 40 kW	92 -> 95	<b>Y037</b>	8020	6265	7052	180	20
1.2 i 16V	188A5	5M	59 kW	90 -> 95	<b>Y143</b>	8116	6025	7052	190	20
1.3 ie GT	146A5	C514	54 kW	89 -> 90	<b>Y040</b>	8019	2629	7007	181	20
1.3 ie GT	146A5	C514	54 kW	90 -> 92	<b>Y040</b>	8019	2629	7007	181	20
1.3 ie	156B	C514	57 kW	89 -> 90	<b>Y040</b>	8019	2629	7007	181	20
1.3 ie	156B	C514	57 kW	90 -> 92	<b>Y040</b>	8019	2629	7007	181	20
<b>Y 95 -&gt; 03</b>										
1.1 i	176B2	5M	40 kW	97 -> 00	<b>Y037</b>	8020	6265	7052	180	20
1.2 i	840A3	C514	44 kW	95 -> 00	<b>Y039</b>	8020	2712	7052	181	20
1.2 i 16V	188A5	5M	59 kW	95 -> 03	<b>Y143</b>	8116	6025	7052	190	20
1.2 i 16V	176B9	5M	63 kW	97 -> 00	<b>Y143</b>	8116	6025	7052	190	20
1.4 i	840A2	5M	55 - 59 kW	95 -> 00	<b>Y050</b>	8088	2714	7052	190	20
<b>YPSILON 03 -&gt;</b>										
1.2 i	188A4	5M	44 kW	03 ->	<b>Y039</b>	8020	2712	7052	181	20
1.2 i 16V	188A5	5M	59 kW	03 ->	<b>Y143</b>	8116	6025	7052	190	20
1.3 JTD	188A9	5M	51 kW	03 ->	<b>Y294</b>	8176	6249	7065	215	20
1.3 MJT 16V	199A2	5M	55 kW	03 ->	<b>Y294</b>	8176	6249	7065	215	20
1.3 MJT 16V	199A3	5M	66 kW	06 ->	<b>Y294</b>	8176	6249	7065	215	20
1.4 i 16 V	843A1	5M	70 kW	06 ->	<b>Y319</b>	8088	2840	7052	200	20
<b>ZETA</b>										
2.0 ie 16V	RFV	ML5	98 kW	98 -> 00	<b>Y269</b>	8146	2749	7030	228	21
2.0 ie 16V	EW10J4/L4	ML5	100 kW	01 -> 02	<b>Y269</b>	8146	2749	7030	228	21
2.0 ie Turbo	RGX	MES - ML5	110 kW	94 -> 00			2710	7030	228	21
2.0 JTD - 2.0 JTD 16V	DW10ATED/L4	MLT5	80 kW	00 -> 02	<b>Y272</b>	8152	6117	7087	225	21
2.1 TD	P8C	ML5	81 kW	96 -> 00			2936	7030	228	21



Land Rover is a luxury car brand that specialises in four-wheel-drive vehicles, owned by British multinational car manufacturer Jaguar Land Rover, which has been owned by India's Tata Motors since 2008.[4] The Land Rover is regarded as a British icon, and was granted a Royal Warrant by King George VI in 1951.

The Land Rover name was originally used by the Rover Company for the Land Rover Series, launched in 1948. It developed into a brand encompassing a range of four-wheel-drive models, including the Defender, Discovery, Freelander, Range Rover, Range Rover Sport, and Range Rover Evoque.

Land Rovers are currently assembled in England, India, China, and other markets.

 Description	 Engine	 Gearbox - Chassis		 Year	 Code Kit	 Code	 Code	 Code	 Code	 Code
<b>LAND ROVER</b>										
<b>DEFENDER 90-110-130</b>										
2.4 TD4 4x4			90 kW	07 ->						H017
2.5 D	12J	R380	49 kW	90 ->		2709	7104	235	23	
2.5 Td5	TD5	5M	90 kW	98 ->			7104	267	23	
2.5 TDI	11L - 16L	LT77S	80 kW	90 -> 94		2709	7104	235	23	
2.5 TDI	16L	R380	80 kW	94 ->		2709	7104	235	23	
3.5 V8	20G	LT85	100 kW	90 ->		2433	7104	268	23	
<b>DISCOVERY 89 -&gt; 94</b>										
2.0 i	20T4HG	LT77	99 kW	93 -> 94		2709	7104	235	23	
2.5 TDI	12L	LT77	83 kW	89 -> 94		2709	7104	235	23	
3.5 i V8	22D	LT77	83 - 122 kW	89 -> 93			7104	267	23	
<b>DISCOVERY 94 -&gt; 04</b>										
2.0 i	20T4HG	LT77	99 kW	94 -> 97		2709	7104	235	23	
2.5 TDI	17L	LT77	83 - 90 kW	94 -> 98		2709	7104	235	23	
2.5 Td5	STORM-TD5	5M	102 kW	98 -> 04			7104	267	23	
<b>FREELANDER</b>										
1.8 i 16V	18KF4		86 - 88 kW	98 -> 00		6082		228	24	
2.0 DI	T2N		72 kW	00 ->		6082		228	24	
2.0 Td4	M47	5M	80 - 82 kW	00 ->				228	14	
<b>LAND 88</b>										
2.2	11		40 - 54 kW	71 -> 79		0532	7104	241	10	
<b>LAND 90</b>										
2.3	11H		54 kW	84 -> 87		2709	7104	235	23	
2.5 D - 2.5 TD	12J		49 kW	84 -> 90		2709	7104	235	23	
3.5 V8	15G		83 kW	84 -> 90			7104	265	10	
3.5 V8	15G		83 kW	84 -> 90		2433	7104	268	23	
<b>LAND 109</b>										
2.2	11		40 - 54 kW	71 -> 79		0532	7104	241	10	
2.25 D			54 kW	71 -> 83		0532	7104	241	10	
2.6	22		59 kW	71 -> 79		0532	7104	241	10	
3.5 V8				79 -> 83		0337	7104	268	10	
<b>LAND 110</b>										
2.3	11H		54 kW	83 -> 87		2709	7104	235	23	
2.5 D - 2.5 TD	12J		49 - 63 kW	84 -> 90		2709	7104	235	23	
3.5 V8	15G		83 kW	83 -> 90		0337	7104	268	10	
3.5 V8	15G		83 kW	83 -> 90		2433	7104	268	23	
<b>RANGE ROVER 70 -&gt; 94</b>										
2.4 TD	HR492H1	LT77	83 kW	86 -> 89		2709	7104	235	23	
2.5 TD	95A	LT77S	89 kW	89 -> 92		2709	7104	235	23	
2.5 TDI	14L	LT77S	82 kW	92 -> 94		2709	7104	235	23	
3.5 i V8	24D	LT77	122 kW	86 -> 89		2433	7104	268	23	
3.5 V8	11D	LT77	93 kW	81 -> 90		0337	7104	268	10	
3.5 V8	46D	LT77	165 kW	81 -> 90		0337	7104	268	10	
<b>RANGE ROVER 94 -&gt; 02</b>										
2.5 D	14L		83 kW	94 -> 02		2709	7104	235	23	
2.5 TD	25/6TM	65A	100 kW	94 -> 02			7104	242	23	
<b>SERIES II 58 -&gt; 61</b>										
Series II				71		0532	7104	241	10	
<b>SERIES III 71 -&gt; 85</b>										
Series III				71 -> 83		0532	7104	241	10	





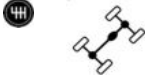








Description	Engine	Gearbox - Chassis		Year	Code Kit	Code	Code	Code	Code	Code
<b>LDV</b>										
<b>200</b>										
1.9 D	XUD9A	30A	49 kW	94 -> 96			0284		215	23
<b>400</b>										
2.5 D - 2.5 TD	EN55	5M	53 - 71 kW	89 -> 96			2736		235	10
<b>CONVOY</b>										
2.5 D - 2.5 TD	EN55		76 kW	98 ->	<b>Y239</b>	8105	2885	7070	241	23
2.5 D - 2.5 TD	ET70		74 kW	98 ->	<b>Y239</b>	8105	2885	7070	241	23
<b>CUB</b>										
2.3 D			53 kW	98 -> 01	<b>Y558</b>				200	24
<b>PILOT</b>										
1.9 Diesel	XUD9A/W2	MT75	52 kW	96 ->			0284		215	23
<b>SHERPA</b>										
1.7				86 -> 89			2433		268	23
2.0				86 -> 89			2433		268	23
2.0 Diesel				86 -> 89			2433		268	23
2.5 Diesel	14J	34A	52 kW	84 -> 89			2709		235	23
<b>LEXUS</b>										
<b>IS</b>										
200	1G-FE		114 kW	99 -> 05			2920		225	21
<b>MASERATI</b>										
<b>3200 GT</b>										
3.2 Biturbo V8 32V			271 kW	98 -> 02			9270		240	10



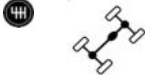











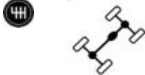








The Mazda3 or Mazda 3 (known as the Mazda Axela in Japan, a combination of "accelerate" and "excellent") is a compact car manufactured in Japan by Mazda. It was introduced in 2003 as a 2004 model, replacing the Familia/323/Protegé in the C-segment. A performance-oriented version of the Mazda3 is marketed as the Mazdaspeed3 in North America, Mazdaspeed Axela in Japan and the Mazda3 MPS in Europe.



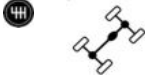







A second generation Mazda3 for the 2009 model year was unveiled in late 2008, with the sedan premiering at the Los Angeles Auto Show and the hatchback at the Bologna Motor Show. For the 2012 model year, Mazda began offering the Mazda3 with their newly-developed SkyActiv technology, including a more rigid body, a new direct-injection engine, and a new 6-speed transmission.

The current third generation was introduced in mid-2013 as a 2014 model.

 Description	 Engine	 Gearbox - Chassis		 Year	 Code Kit	 Code	 Code	 Code	 Code	 Code	
<b>MAZDA</b>											
<b>2</b>											
1.25	B2W		55 kW	03 >	<b>Y278</b>	8017	2819	2 pcs.	181	17	H006
1.3	ZY-DE		55 - 63 kW	07 >				7083			
1.4	B2W		59 kW	03 >	<b>Y278</b>	8017	2819	2 pcs.	181	17	H006
1.4 CD	B2W	For vehicles with ESP	50 kW	03 >	<b>Y280</b>	8158	6123	2 pcs.	210	17	H006
1.4 CD	B2W	For vehicles without ESP	50 kW	03 >	<b>Y323</b>	8158	6309	2 pcs.	210	17	H016
1.4 MZR			50 kW	08 > 15					215	17	H016
1.6	B2W		74 kW	03 >	<b>Y279</b>	8158	2971	2 pcs.	210	17	H016
<b>3</b>											
1.4	ZI-VE	5M	59 - 62 kW	03 >			2927		200	20	
1.5				13 >			6436		200	20	
1.6	B6ZE	5M	77 kW	03 >			2927		200	20	
1.6 DI Turbo	Y601	5M	80 kW	04 >	<b>Y285</b>	8160	6248	2 pcs.	240	23	H015
2.0	LF17		104 kW	03 > 05			6159		228	22	
2.0 MZR DISI	LF5W		111 kW	09 >			6159		228	22	
2.3 MZR	LF17			03 >			6159		228	22	
<b>5</b>											
1.8	L823	5M	85 kW	05 >			6159		228	22	
2.0	LFF7	5M	107 kW	05 >			6159		228	22	
<b>6</b>											
1.8	L813		88 kW	02 >			1620		216	22	
2.0 DI	RF5C		89 - 100 kW	02 > 07			6475		238	23	
2.0 i 16V	LF17		104 - 108 kW	02 >			1620		216	22	
2.2 D	GJ		110 kW	13 >			6383		258	23	
2.3 i 16V	L3C1		119 - 122 kW	02 >			1620		216	22	
<b>121 I</b>											
1.1	B1	4M - 5M	41 kW	87 > 90	<b>Y265</b>	8140	6106	7083	180	18	
1.3	B116	5M	41 - 48 kW	87 > 90	<b>Y265</b>	8140	6106	7083	180	18	
<b>121 II</b>											
1.1	B1	B531	40 kW	90 > 93	<b>Y265</b>	8140	6106	7083	180	18	
1.3 i 16V	B3	B532	53 kW	90 > 96	<b>Y265</b>	8140	6106	7083	180	18	
<b>121 III</b>											
1.25 16V	DHA	5M	55 kW	96 > 02	<b>Y278</b>	8017	2819	2 pcs.	181	17	
1.3	J4C	5M	37 - 44 kW	96 > 02	<b>Y278</b>	8017	2819	2 pcs.	181	17	
1.8 D	RTK	5M	44 kW	98 >	<b>Y199</b>	8121	2971	2 pcs.	210	17	
<b>323 I</b>											
1.0	E1	M4	65 kW	76 > 81			2846	7039	181	20	
1.3	E3	M4 - M5	50 kW	76 > 81			2846	7039	181	20	
1.4	TC		51 kW	78 > 81			2846	7039	181	20	
<b>323 II</b>											
1.1	E1		40 kW	80 > 85			2846		181	20	
1.3	E3		44 - 50 kW	80 > 85			2846		181	20	
1.5	E5		55 - 63 - 65 kW	80 > 85			6013		190	20	
<b>323 III</b>											
1.1	E1	M4	65 kW	85 > 87			2846		181	20	
1.3	E3	M4 - M5	50 - 55 kW	85 > 90			2846		181	20	
1.4	B3		44 kW	87 > 89			2846		181	20	
1.5	E5	M4 - M5	54 - 55 kW	85 > 89	<b>Y560</b>				190	20	
1.6 GT	B6		63 - 77 kW	85 > 89	<b>Y560</b>				190	20	
1.6 GT Turbo 4WD	B6T		103 - 110 kW	85 > 91	<b>Y502</b>	8147	2832	7039	225	22	
1.7 D	PN46		40 - 42 kW	86 > 89			2952		190	20	

 Description	 Engine	 Gearbox - Chassis	 Year	 Code Kit	 Code	 Code	 Code	 Code	 Code	
<b>323 III Station Wagon</b>										
1.3	E3	F421	50 kW	86 -> 90			2846		181	20
1.5	E5 - B5	F532	54 - 55 kW	86 -> 89			2952		190	20
1.6	B6 - 5M	F5A5	63 kW	86 -> 95	<b>Y560</b>				190	20
1.6 4	B6E		63 kW	90 -> 93			2832	7039	225	22
1.7 D	PN26		40 kW	86 -> 87			2952		190	20
1.7 D	PN54		41 kW	86 -> 89			6013	7083	190	20
1.7 D	PN54		42 kW	86 -> 89			6013		190	20
<b>323 IV</b>										
1.3 - 1.3 16V	B3	M5	54 - 55 kW	89 -> 95			2846	7083	181	20
1.6 - 1.6 16V	B6	M5	63 - 65 kW	89 -> 94	<b>Y560</b>				190	20
1.7 D	PN	M5	43 kW	89 -> 94			6013	7083	190	20
1.8 16V	BP52	Chass. -> 500 000	103 kW	89 -> 94			2952	7083	190	20
1.8 16V	BP52	Chass. 500 001 ->	103 kW	89 -> 94			2828	7083	200	20
1.8 16V 4WD	BP	5M	78 - 136 kW	91 -> 94			2832	7039	225	22
1.8 16V GT	BP		94 kW	89 -> 93			1620	7039	216	22
1.8 16V Turbo 4WD	BP Turbo		120 - 136 kW	89 -> 94				7039	230	22
<b>323 V</b>										
1.3 16V	B3	F5C6	40 - 54 kW	94 -> 98			2828	7083	200	20
1.5 16V	Z5	F5C7	65 kW	94 -> 98			2828	7083	200	20
1.6 TD	4EE1		60 kW	94 -> 98			2832	7039	225	22
1.8 16V	BP-ZE	Chass. -> 300 000	84 kW	94 -> 98	<b>Y502</b>	8147	2832	7039	225	22
1.8 16V	BP-ZE	Chass. 300 001 ->	84 kW	94 -> 98			2828	7083	200	20
2.0 D	RF		52 kW	98 -> 04			6332	7083	200	22
2.0 24V	KF		106 kW	94 -> 98			2832		225	22
<b>323 VI</b>										
1.4 - 1.4 16V	B3		53 - 54 kW	98 -> 01			2828	7083	200	20
1.5 16V	ZL	5M	65 kW	98 -> 01			2828	7083	200	20
1.6 i 16V	ZM	F5K5	70 - 72 kW	01 -> 04			2828	7083	200	20
1.9 16V			84 kW	98 -> 01			2828		200	20
2.0 D	RF		52 kW	98 -> 04			6332	7083	200	22
2.0 i 16V	FS-7	G5N9	96 kW	00 -> 03			2832	7039	225	22
2.0 TD	RFT		66 - 74 kW	98 -> 04			2832	7039	225	22
<b>626 I</b>										
1.6			55 kW	78 -> 87			1589	7039	200	22
1.8	HE3		74 kW	80 -> 82			1620	7039	216	22
2.0	MA		66 kW	78 -> 82			1620	7039	216	22
<b>626 II</b>										
1.6			59 kW	83 -> 87	<b>Y565</b>				200	22
1.8				82 -> 87	<b>Y501</b>	8147	1620	7039	216	22
2.0	FE	5M	68 - 74 - 88 kW	83 -> 87	<b>Y502</b>	8147	2832	7039	225	22
2.0 D	RF	4M - 5M	46 kW	83 -> 87			2832	7039	225	22
<b>626 III</b>										
1.6			60 kW	87 -> 92	<b>Y565</b>				200	22
1.8	F8	G579	65 - 69 kW	87 -> 92	<b>Y501</b>	8147	1620	7039	216	22
2.0 12V	FE-90	G539	66 - 109 kW	87 -> 92	<b>Y502</b>	8147	2832	7039	225	22
2.0 16V	FE-90	G539	66 - 109 kW	87 -> 92	<b>Y502</b>	8147	2832	7039	225	22
2.0 D	RF-D1	G553	44 kW	87 -> 91	<b>Y502</b>	8147	2832	7039	225	22
2.2 12V 4WD	F2-G2	G539	85 kW	87 -> 91	<b>Y502</b>	8147	2832	7039	225	22

 Description	 Engine	 Gearbox - Chassis		 Year	 Code Kit	 Code	 Code	 Code	 Code	 Code
<b>626 III Station Wagon</b>										
1.8	F8			88 -> 92	<b>Y501</b>	8147	1620	7039	216	22
2.0 12V - 2.0 16V	FE		103 kW	88 -> 97	<b>Y502</b>	8147	2832	7039	225	22
2.0 D	RF-N	Chass. -> 303468	44 kW	87 -> 91	<b>Y502</b>	8147	2832	7039	225	22
2.0 D	RF-N	Chass. 303469 ->	44 kW	87 -> 91			2832	7039	225	22
<b>626 IV</b>										
1.8 16V	FP	G5LG	66 - 77 kW	91 -> 97			2832		225	22
2.0 - 2.0 i 16V	FE-KD	G586	66 - 103 kW	91 -> 97			2832		225	22
2.0 D	RF-G5	G588	49 - 55 kW	91 -> 97			2832	7039	225	22
2.0 i 16V - 2.0 i 4WD	FS-31	G5C4	85 kW	91 -> 97			2832		225	22
2.2 i - 2.2 i 4WD	F2-G6	G586	85 kW	92 -> 97			2832		225	22
2.5 i GT	KL-21	G5LD	120 - 121 kW	92 -> 97			2832		225	22
<b>626 V</b>										
1.8 16V	FP	M5	74 kW	97 -> 02			2832		225	22
2.0 16V	FS-115	M5	85 - 100 kW	97 -> 02			2832		225	22
2.0 Di TD	RFT	M5	66 - 81 kW	97 -> 02			2832		225	22
<b>929 I</b>										
2.0			61 kW	78 -> 81			1620	7039	216	22
2.2 Diesel	MA			80 -> 81			1620	7039	216	22
<b>929 II</b>										
2.0	HEE - FE		66 - 74 - 88 kW	82 -> 87	<b>Y502</b>	8147	2832	7039	225	22
<b>929 III</b>										
2.0	FE	M4 - M5	74 - 87 kW	84 -> 87			2832	7039	225	22
2.2	F2	M5	85 - 100 kW	86 -> 92			2832	7039	225	22
<b>B</b>										
1.6	F6	M575	59 kW	89 -> 99			1589	7039	200	22
2.0	FE	M572	63 - 70 kW	89 -> 99	<b>Y502</b>	8147	2832	7039	225	22
2.2	F2-L8	R570		91 -> 99	<b>Y502</b>	8147	2832	7039	225	22
2.2 D	R2	M574	47 kW	89 -> 99	<b>Y502</b>	8147	2832	7039	225	22
2.5 D 4WD			57 kW	96 -> 99				7039	240	23
2.6 4WD	G6	R543	73 kW	89 -> 99				7039	250	23
<b>CX-5</b>										
2.2 D	KE		110 kW	13 ->			6383		258	23
2.2 D AWD	KE		110 - 129 kW	12 ->			6383		258	23
<b>DEMIO</b>										
1.3 - 1.3 16V	B3	F5E5	46 - 54 kW	98 -> 03	<b>Y560</b>				190	20
1.5 16V	ZL	F5E5	55 kW	00 -> 03	<b>Y560</b>				190	20
<b>E</b>										
1.8	F8	5M	66 kW	84 -> 88	<b>Y502</b>	8147	2832	7039	225	22
2.0 - 2.0 4WD	FE	5M	74 kW	84 -> 89	<b>Y502</b>	8147	2832	7039	225	22
2.2 D	R2	5M	47 kW	81 -> 87	<b>Y502</b>	8147	2832	7039	225	22
<b>E 2000</b>										
1.4				84 -> 88			2952		190	20
1.8 Pick up				84 -> 88			2832		225	22
2.0 i 4WD				90 ->	<b>Y502</b>	8147	2832	7039	225	22
2.0 i				91 ->				7039	225	23
<b>MPV</b>										
2.0 Di TD	RF	5M	100 kW	02 -> 06			6475		238	23
2.0 i 16V	FS	G5S0	88 - 90 kW	99 -> 02			2832		225	22
2.5 i 24V	GY	G5S0	125 kW	99 -> 02			2832		225	22
2.5 TD	WL	R578	85 kW	95 -> 99					250	23
3.0 i V6	JE94	R577	109 - 113 kW	96 -> 99					250	23

 Description	 Engine	 Gearbox - Chassis	 Year	 Code Kit	 Code	 Code	 Code	 Code	 Code	
<b>MX3</b>										
1.6 16V	B6	Chass. -> 200000	79 kW	91 -> 94	<b>Y560</b>			190	20	
1.6 16V	B6	Chass. 200001 ->	79 kW	91 -> 94			2828	7083	200	20
1.8 i 16V	K8	G5LT	95 - 100 kW	91 -> 98			1620		216	22
<b>MX5</b>										
1.6	B6	M5	66 - 81 - 85 kW	90 -> 98			1589		200	22
1.6 16 V	B6	6 Speed	81 kW	98 -> 05			1620		216	22
1.8	BP		96 kW	94 -> 98			1620		216	22
1.8 16V	BP	M50Z	103 kW	98 -> 05			1620		216	22
1.8 16V	BPD	M52P	102 - 107 kW	00 -> 05			1620		216	22
<b>MX6</b>										
2.0	FS	G5LC	85 kW	92 -> 97			2832		225	22
2.5 V6	KL-19	G5LD	121 kW	91 -> 97			2832		225	22
<b>PREMACY</b>										
1.8 - 1.9	FP	M5	74 - 84 kW	99 -> 01			2828		200	20
2.0	FS		96 kW	01 ->			2832		225	22
2.0 TD	RFT	M5	66 - 74 kW	99 -> 05			2832		225	22
<b>XEDOS 6</b>										
1.6 16V	B6	M5	79 - 83 kW	92 ->			2828		200	20
2.0 16V	KF1	M5	103 - 106 kW	92 ->			2832		225	22
<b>XEDOS 9</b>										
2.0 - 2.3 - 2.5	KF		105 - 120 kW	93 -> 00				7039	230	23



The Mercedes-Benz W201 was the first compact executive car manufactured by German automotive manufacturer Mercedes-Benz. Introduced in 1982, it was positioned in the size category below the E-Class and marketed under variants of the Mercedes-Benz 190 nameplate.



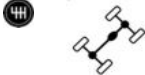








The W201 featured innovative rear 5-link suspension, subsequently used in E and C class models, front and rear anti-roll bars, anti-dive and anti-squat geometry—as well as airbags, ABS brakes and seatbelt pretensioners.

The W201 enjoyed strong sales in Europe but fared poorly in the United States.

Series production ended on 13 April 1993 after the manufacture of approximately 1.8 million examples.

The 190 and its variants were succeeded in the compact executive car segment by the C-Class, a newly-created nameplate.

 Description	 Engine	 Gearbox - Chassis		 Year	 Code Kit	 Code	 Code	 Code		 Code
<b>MERCEDES</b>										
<b>190 (201) 83 -&gt; 93</b>										
1.8 i E	102.910	716.217	80 kW	86 -> 89	<b>Y156</b>	8070	2650	7058	215	26
2.0	102.921	Chass. -> A029019	66 - 93 kW	82 -> 93	<b>Y157</b>	8070	2826	7058	215	10
2.0	102.921	Chass. A029020 ->	66 - 93 kW	82 -> 93	<b>Y156</b>	8070	2650	7058	215	26
2.0 D	601.911	328436 ->	55 kW	83 -> 93	<b>Y156</b>	8070	2650	7058	215	26
2.3 i E	102.985	Chass. -> A521683	97 kW	86 -> 93	<b>Y152</b>	8073	9083	7058	228	26
2.3 i E	102.985	Chass. A521684 ->	97 kW	86 -> 93			6112	7089	228	26
2.5 D	602.961	Chass. -> A521683	93 kW	85 -> 93	<b>Y156</b>	8070	2650	7058	215	26
2.5 D	602.961	Chass. A521684 ->	93 kW	85 -> 93			6112	7089	228	26
2.6 i E	103.160	Chass. -> A508035	118 kW	86 -> 93	<b>Y152</b>	8073	9083	7058	228	26
2.6 i E	103.160	Chass. A508036 ->	118 kW	86 -> 93			6112	7089	228	26
3.0 i	103.983	Chass. A508036 ->	137 kW	86 -> 93			6112	7089	228	26
<b>200/300 (123) 76 -&gt; 85</b>										
200 - 200 T	102.920	Chass. -> A082390	74 - 80 kW	80 -> 85	<b>Y157</b>	8070	2826	7058	215	10
200 - 200 T	102.920	Chass. A082391 ->	74 - 80 kW	80 -> 85	<b>Y156</b>	8070	2650	7058	215	26
200 D	615.940	Chass. A084694 ->	44 kW	-> 85	<b>Y156</b>	8070	2650	7058	215	26
200 D	615.940	Chass. -> A084693	44 kW	80 ->	<b>Y157</b>	8070	2826	7058	215	10
220 D	615.941	716.005	44 kW	76 -> 79			2826	7015	215	10
230 CE - E - T - TE	102.980	Chass. -> A083927	80 - 100 Kw	80 -> 85	<b>Y151</b>	8073	1593	7058	228	10
230 CE - E - T - TE	102.980	Chass. A083928 ->	80 - 100 Kw	80 -> 85	<b>Y152</b>	8073	9083	7058	228	26
240 D - DL - TD	616.912	Chass. -> 084170	53 kW	79 -> 85			2826	7015	215	10
240 D - DL - TD	616.912	Chass. 084171 -> 219674	53 kW	79 -> 85	<b>Y157</b>	8070	2826	7058	215	10
240 D - DL - TD	616.912	Chass. 219675 ->	53 kW	79 -> 85	<b>Y156</b>	8070	2650	7058	215	26
300 D - DI - TD	617.912	Chass. 000247 ->	65 kW	76 -> 85			2826	7015	215	10
<b>200/300 (124) 85 -&gt; 93</b>										
200 - 200 CE - E - T	102.922	716.216	66 - 87 kW	84 -> 92	<b>Y156</b>	8070	2650	7058	215	26
200 CE - E - TE	111.940	717.412	100 kW	92 -> 93			6112	7089	228	26
200 CE - E - TE	111.940	717.412	100 kW	92 -> 93	<b>Y156</b>	8070	2650	7058	215	26
200 D - TD	601.912	716.213	55 kW	84 -> 93	<b>Y156</b>	8070	2650	7058	215	26
200 TE	102.963	717.963	87 kW	88 -> 92	<b>Y152</b>	8073	9083	7058	228	26
220 CE	111.960	717.416	110 kW	92 -> 93			6112	7089	228	26
230 CE - E - TE	102.982	716.217	97 kW	84 -> 89	<b>Y152</b>	8073	9083	7058	228	26
230 CE - E - TE	102.982	716.217	97 kW	89 -> 92			6112	7089	228	26
250 D - DL - TD	602.912	717.410	83 - 93 kW	89 -> 93			6112	7089	228	26
250 D - TD	602.912	717.410	83 kW	84 -> 89	<b>Y156</b>	8070	2650	7058	215	26
260 E - E 4Matic	103.940	717.430	118 - 122 kW	85 -> 89	<b>Y152</b>	8073	9083	7058	228	26
260 E - E 4Matic	103.940	717.430	118 - 122 kW	89 -> 92			6112	7089	228	26
280 E - EL - TE	104.942	717.440	142 kW	92 -> 93			6044	7089	240	26
300 CE - E - TE - TE 4Matic	103.983	717.430	137 - 162 kW	89 -> 93			6044	7089	240	26
300 D - TD - D 4Matic	603.912	717.430	100 kW	85 -> 93			6112	7089	228	26
320 CE	104.992	717.450	162 kW	92 -> 93			6044	7089	240	26
<b>A CLASS (168)</b>										
A 140	166.940	716.501	60 kW	97 -> 04			6158		215	24
A 160	166.940	716.501	75 kW	97 -> 04			6158		215	24
<b>A CLASS (169)</b>										
A 150	226.920	5M	70 kW	04 -> 07			6158		215	24
A 170	226.940	716.520	85 kW	04 -> 07			6158		215	24
<b>B CLASS (245)</b>										
B 150	266.920	716.520	70 kW	05 -> 07			6158		215	24
B 170	266.920	716.520	85 kW	05 -> 07			6158		215	24



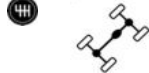








 Description	 Engine	 Gearbox - Chassis	 Year	 Code Kit	 Code	 Code	 Code	 Code	 Code	 Code
<b>C CLASS (202) 93 -&gt; 01</b>										
C 180	Eng. -> 027960	For dual mass flywheel	90 kW	93 -> 00			6112	7089	228	26
C 180	Eng. -> 154485	For dual mass flywheel	90 kW	93 -> 00			6092	7089	220	26
C 180	Eng. 154486 ->	For dual mass flywheel	90 kW	93 -> 00			6045	7089	215	26
C 180	M111.921	Gear. -> 6.410204	90 kW	93 -> 00			2650		215	26
C 180	M111.921	Gear. 6.410205 ->	90 kW	93 -> 00			2650		215	26
C 180	M111.921	717.416	89 kW	94 -> 00			2650		215	26
C 180	M111.921	For dual mass flywheel	89 kW	94 -> 00			6045	7089	215	26
C 200	Eng. -> 022584	For dual mass flywheel	90 kW	93 -> 00			6092	7089	220	26
C 200	Eng. 022585 ->	For dual mass flywheel	90 kW	93 -> 00			6045	7089	215	26
C 200	M111.941	Gear. -> 6.410204	100 kW	94 -> 00			2650		215	26
C 200	M111.941	Gear. 6.410205 ->	100 kW	94 -> 00			2650		215	26
C 200 CDI	611.960	717.466	75 - 92 kW	98 -> 01				7089	240	26
C 200 D	601.913	Gear. -> 6.410204	55 kW	93 -> 00			2650		215	26
C 200 D	601.913	Gear. 6.410205 ->	55 kW	93 -> 00			2650		215	26
C 200 D	601.915	717.416	65 kW	96 -> 00			2650		215	26
C 200 Kompressor	M111.975		132 kW	95 -> 00			6185		241	26
C 220	Eng. -> 005796	717.417	110 kW	93 -> 00			6112		228	26
C 220	Eng. 005797 -> 021704	717.417	110 kW	93 -> 00			6112		228	26
C 220	Eng. 021705 ->	717.417	110 kW	93 -> 00			6054		228	26
C 220 CDI	611.960	717.466	75 - 92 kW	97 -> 01				7089	240	26
C 220 D	604.910	Gear. -> 6.410204	70 kW	93 -> 00			2650		215	26
C 220 D	604.910	Gear. 6.410205 ->	70 kW	93 -> 00			2650		215	26
C 230	M111.974	717.417	110 kW	96 -> 97			6054	7089	228	26
C 230 Kompressor	M111.961		141 kW	96 -> 00			6185		241	26
C 240	M112.910	717.464	125 kW	93 -> 00			6054	7089	228	26
C 250 D	Eng. -> 006238	717.417	83 kW	93 -> 00			6112	7089	228	26
C 250 D	Eng. -> 026506	717.417	83 kW	93 -> 00			6092	7089	220	26
C 250 D	Eng. 026507 ->	717.417	83 kW	93 -> 00			6045	7089	215	26
C 250 TD	605.960	717.460	110 kW	95 -> 00			6185	7089	241	26
C 280	Eng. -> 005704	717.441	142 kW	93 -> 00			6044	7089	240	26
C 280	Eng. 005705 ->	717.441	142 kW	93 -> 00			6185	7089	241	26
<b>CITAN</b>										
108 CDI			55 kW	12 ->	<b>Y304</b>	8217	2827	2 pcs.	215	26
109 CDI			66 kW	12 ->	<b>Y304</b>	8217	2827	2 pcs.	215	26
111 CDI			81 kW	13 ->	<b>Y304</b>	8217	2827	2 pcs.	215	26
<b>CLK CLASS (209) 02 -&gt;</b>										
200	M111.945		100 kW	97 -> 02			2650		215	26
200	M111.945	For dual mass flywheel	100 kW	97 -> 02			6045	7089	215	26
200 Kompressor	M111.975		120 kW	97 -> 00			6185	7089	241	26
230 Kompressor	M111.944		145 kW	97 -> 00			6185	7089	241	26





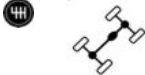








 Description	 Engine	 Gearbox - Chassis	 Year	 Code Kit	 Code	 Code	 Code	 Code	 Code	 Code
<b>E CLASS (124) 93 -&gt; 95</b>										
E 200 - 200 D	Eng. -> 031301	717.412	100 kW	93 -> 95	<b>Y156</b>	8070	2650	7058	215	26
E 220	Eng. -> 021744	717.413	110 kW	93 -> 95			6112	7089	228	26
E 220	Eng. 021745 -> 038229	717.413	110 kW	93 -> 95			6112	7089	228	26
E 220	Eng. 038230 ->	717.413	110 kW	93 -> 95			6054	7089	228	26
E 250 D	Eng. -> 009204	717.413	83 kW	93 -> 95			6112	7089	228	26
E 250 D	Eng. 009025 ->	717.413	83 kW	93 -> 95			6092	7089	220	26
E 250 TD	Eng. -> 030711	717.413	83 - 93 kW	93 -> 95			6112	7089	228	26
E 250 TD	Eng. 030712 ->	717.413	83 - 93 kW	93 -> 95			6112	7089	228	26
E 280	M104.942	717.440	142 kW	93 -> 95			6044	7089	240	26
E 300 4Matic	M103.985	717.447	138 kW	93 -> 95			6044	7089	240	26
E 300 D	Eng. -> 003354	717.433	100 kW	93 -> 95			6112	7089	228	26
E 300 D	Eng. 003355 -> 009716	717.433	100 kW	93 -> 95			6112	7089	228	26
E 300 D	Eng. 009717 ->	717.433	100 kW	93 -> 95			6054	7089	228	26
E 300 TD	603.960	717.433	100 kW	93 -> 95			6112	7089	228	26
E 320	M104.992	717.450	162 kW	93 -> 95			6044	7089	240	26
<b>E CLASS (210) 95 -&gt; 02</b>										
E 200	M111.942	Chass. -> A962231	100 kW	95 -> 00			2650		215	26
E 200	M111.942	Chass. A962232 ->	100 kW	95 -> 00			6045		215	26
E 200 CDI	611.961	Chass. -> A962231	75 - 92 kW	98 -> 02			6185	7089	241	H019
E 200 CDI	611.961	Chass. A962232 ->	75 - 92 kW	98 -> 02				7089	240	H019
E 200 CDI	611.961	Chass. -> A962231	85 - 105 kW	98 -> 02			6185	7089	241	26
E 200 D	604.917	717.416	65 kW	96 -> 02			2650		215	26
E 200 Kompressor	M111.947	Chass. -> A962231	120 kW	97 -> 02				7089	240	26
E 220 D	604.912	717.416	70 kW	96 -> 02			2650		215	26
E 230	M111.970	717.417	110 kW	95 -> 97			6054	7089	228	26
E 240	M112.911	Chass. -> A962231	125 kW	97 -> 00			6054	7089	228	H019
E 250 D	605.912	717.417	83 kW	95 -> 99			6045	7089	215	26
E 250 TD	605.963	717.460	93 kW	97 -> 99			6185	7089	241	26
E 280	M104.945	717.441	142 - 150 kW	96 -> 97			6185	7089	241	H019
E 280	M112.921	Chass. -> A962231	142 - 150 kW	96 -> 02			6185	7089	241	26
E 280 4Matic	M112.921	Chass. -> X027613	142 - 150 kW	96 -> 02			6185	7089	241	H019
E 290	602.982	717.441	142 - 150 kW	96 -> 99			6185	7089	241	26
E 300 D	606.912	717.446	100 kW	95 -> 97			6054	7089	228	26
E 320	M104.995			95 -> 97			6044	7089	240	26
<b>G CLASS (460) 79 -&gt; 93</b>										
200 GE	102.964			85 -> 90			1593		228	10
230 G	115.973	711	66 - 75 kW	79 -> 93	<b>Y155</b>	8073	1593	7016	228	10
230 GE	M102.981	711	90 - 92 kW	82 -> 92	<b>Y155</b>	8073	1593	7016	228	10
230 GE	M102.981	717	90 - 92 kW	82 -> 92			1593		228	10
280 GE	M110.994	711	110 - 115 kW	79 -> 89			2995		241	10
280 GE	M110.994	717	110 - 115 kW	79 -> 89			2995	7058	241	10
240 GD	616.936		53 kW	79 -> 87	<b>Y155</b>	8073	1593	7016	228	10
250 GD	602.930		62 - 68 kW	87 -> 92	<b>Y152</b>	8073	9083	7058	228	26
300 GD	617.931	711	65 kW	79 -> 91	<b>Y153</b>	8073	2838	7016	228	10
<b>G CLASS (461) 90 -&gt;</b>										
230 GE	M102.996	711	95 kW	93 ->	<b>Y155</b>	8073	1593	7016	228	10
230 GE	M102.996	717	95 kW	93 ->	<b>Y151</b>	8073	1593	7058	228	10
250 GD	602.939		68 kW	90 -> 93		8073	9177	7015	228	10
290 GD - D	602.942	711.116	70 kW	92 ->				7089	228	26
290 GD - D	602.942	717.443	70 kW	92 ->			6112	7089	228	26
290 GD - D	602.942	717.443	70 kW	92 ->	<b>Y152</b>	8073	9083	7058	228	26
290 TD	602.983		88 kW	97 ->			6185	7089	241	26



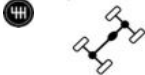












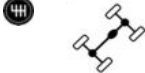








 Description	 Engine	 Gearbox - Chassis		 Year	 Code Kit	 Code	 Code	 Code		 Code
<b>G CLASS (463) 89 -&gt;</b>										
230 GE	602.931		95 kW	90 -> 93			6112	7089	228	26
250 GD	603.931		68 kW	90 ->			6112	7089	228	26
300 GD	M102.989		115 kW	89 ->			6112	7089	228	26
300 GE	M103.987		125 - 128 kW	90 ->			6044	7089	240	26
<b>M CLASS (163) 98 -&gt; 05</b>										
ML 230	M111.977	717.461	110 kW	97 -> 05			6185	7089	241	26
<b>MB - MBO</b>										
MB 500	M384.906						2248	7016	280	10
MB 800 / 32 / 38	M384.907						9275	7016	310	10
MB 800 T - MB 800 T/35	384.900						9275	7016	310	10
MBO 800	M384.907						0381	7016	310	10
MBO 800 / 38	M384.908						9275	7016	310	10
<b>S CLASS (116) 72 -&gt; 80</b>										
280 S	M110.922	Chass. -> 104064	115 - 118 kW	72 -> 80	<b>Y155</b>	8073	1593	7016	228	10
280 S	M110.922	Chass. 104065 ->	115 - 118 kW	72 -> 80	<b>Y320</b>	8073	1593	7015	228	10
280 SE - SEL	M110.985	Chass. -> 029326	130 - 136 kW	72 -> 80	<b>Y155</b>	8073	1593	7016	228	10
280 SE - SEL	M110.985	Chass. 029327 ->	130 - 136 kW	72 -> 80	<b>Y320</b>	8073	1593	7015	228	10
350 SE - SEL	M116.985	Chass. 047304 ->	143 - 147 - 151 kW	72 -> 80			1592	7015	240	10
<b>S CLASS (126) 79 -&gt; 91</b>										
260 SE	M103.941		118 - 122 kW	85 -> 91	<b>Y152</b>	8073	9083	7058	228	26
280 S - SE - SEL	M110.926	4 Speed	115 kW	79 -> 85	<b>Y320</b>	8073	1593	7015	228	10
280 S - SE - SEL	M110.926	5 Speed	136 kW	79 -> 85	<b>Y151</b>	8073	1593	7058	228	10
300 SE - SEL	M103.981		132 - 138 kW	86 -> 91			2897	7058	240	26
<b>S CLASS (140) 91 -&gt; 99</b>										
280 S	Eng. -> 001032	717.438	142 kW	93 -> 98			6044	7089	240	26
280 S	Eng. 001033 ->	717.438	142 kW	93 -> 98			6185	7089	241	26
300 SE	Eng. -> 001032		145 kW	93 -> 98			6044	7089	240	26
300 SE	Eng. 001033 ->		145 kW	93 -> 98			6185	7089	241	26
300 SE - SEL	M104.990		170 kW	91 -> 98			6044	7089	240	26
<b>SL (107) 71 -&gt; 89</b>										
280 SL	M110.990	Chass. -> 004425	130 - 136 kW	79 -> 85	<b>Y155</b>	8073	1593	7016	228	10
280 SL	M110.990	Chass. 004426 -> 011568	130 - 136 kW	79 -> 85	<b>Y320</b>	8073	1593	7015	228	10
280 SL	M110.990	Chass. 011569 ->	130 - 136 kW	79 -> 85	<b>Y151</b>	8073	1593	7058	228	10
300 SL	M103.982		132 - 138 kW	85 -> 85			2897	7058	240	26
350 SL	M116.982		143 kW	71 -> 80			1592	7015	240	10
<b>SL (129) 89 -&gt; 01</b>										
280	M104.943	717.444	142 kW	93 -> 95			6044	7089	240	26
280	M104.943	717.444	142 kW	95 -> 01			6185	7089	241	26
280	M112.925		150 kW	98 -> 01			6185	7089	241	26
300	M103.984	717.434	140 kW	89 -> 93			6044	7089	240	26
300	M104.981	717.451	170 kW	89 -> 93			6044	7089	240	26
<b>SLK (170) 96 -&gt; 04</b>										
200	M111.946	Without A/C	100 kW	96 -> 03			2650		215	26
200	M111.946	With A/C	100 kW	96 -> 03			6045	7089	215	26
200 Kompressor	M111.943	717.460	135 kW	96 -> 00			6185	7089	241	26
230 Kompressor	M111.973	717.460	142 kW	96 -> 00			6185	7089	241	26


 Description	 Engine	 Gearbox - Chassis		 Year	 Code Kit	 Code	 Code	 Code	 Code	 Code
<b>SPRINTER (903-904) 95 -&gt; 06</b>										
208 D	601.943	711.603	58 kW	95 -> 00	<b>Y407</b>	8188	6043	7089	228	26
210 D	602LA	711.722	75 kW	97 -> 00	<b>Y400</b>	8164	6124	7089	250	26
212 D	602LA		90 kW	97 -> 00	<b>Y400</b>	8164	6124	7089	250	26
308 D	601.943	711.603	58 kW	95 -> 00	<b>Y407</b>	8188	6043	7089	228	26
310 D 2.9 - 310 D 4	602LA	711.722	75 kW	97 -> 02	<b>Y400</b>	8164	6124	7089	250	26
312 D 2.9 - 310 D 4	602LA	711.722	90 kW	97 -> 02	<b>Y400</b>	8164	6124	7089	250	26
408 D	601.943	711.603	58 kW	96 -> 06	<b>Y407</b>	8188	6043	7089	228	26
410 D - 410 D 4	602LA	711.722	75 kW	97 -> 06	<b>Y400</b>	8164	6124	7089	250	26
412 D - 412 D 4	602LA	711.722	85 - 90 kW	97 -> 06	<b>Y400</b>	8164	6124	7089	250	26
414 - 414 4	M111.979	711.722	105 kW	96 -> 06			2897	7089	240	26
414 - 414 4	M111.979	Without dual-mass	105 kW	96 -> 06		8164		7089	250	26
<b>T1 (601) 77 -&gt; 96</b>										
207 D 2.4 - 601.366-367/376-377/316-317-318/326-327 LHD	615 - 616	Chass. -> 240084 Chass. 500000 -> 556499 Chass. 240085 -> 499999	48 - 53 kW	77 -> 82	<b>Y153</b>	8073	2838	7016	228	10
207 D 2.4 - 601.361-362/371-372/311-312-313/321-322 LHD	615 - 616	Chass. 240085 -> 499999 Chass. 556500 -> 941505	48 - 53 kW	77 -> 82			2867	7016	215	10
207 D 2.4 - 601.366-367/376-377/316-317-318/326-327 LHD	615 - 616	Chass. 240085 -> 499999 Chass. 556500 ->	48 - 53 kW	77 -> 82	<b>Y153</b>	8073	2838	7016	228	10
207 D 2.4 - 601.366-367/376-377/316-317-318/326-327 RHD	615 - 616	Chass. -> 240113 Chass. 500000 -> 556499	48 - 53 kW	77 -> 82	<b>Y153</b>	8073	2838	7016	228	10
207 D 2.4 - 601.361-362/371-372/311-312-313/321-322 RHD	615 - 616	Chass. 240114 -> 499999 Chass. 556500 ->	48 - 53 kW	77 -> 82	<b>Y153</b>	8073	2838	7016	228	10
207 D 2.4 - 601.366-367/376-377/316-317-318/326-327 RHD	615 - 616	Chass. 240114 -> 499999 Chass. 556500 -> 941505	48 - 53 kW	77 -> 82			2867	7016	215	10
207 D 2.4 - 601.366-367/376-377/316-317-318/326-327 RHD	615 - 616	Chass. 941506 ->	48 - 53 kW	77 -> 82	<b>Y153</b>	8073	2838	7016	228	10
208 2.3 - 601.011-012/021-022/061-062/071-072 LHD - RHD	M115.955 - 115.972	Chass. -> 240106 Chass. 500000 -> 556499	70 kW	77 -> 96			2867	7016	215	10
208 2.3 - 601.067/076-077/016-017-018/026-027 LHD - RHD	M115.955 - 115.972	Chass. -> 240106 Chass. 500000 -> 556499	70 kW	77 -> 96	<b>Y155</b>	8073	1593	7016	228	10
208 2.3 - 601.026-027-028/061-062/066-067/071 LHD - RHD	M115.955 - 115.972	Chass. 240107 -> 499999 Chass. 556500 ->	70 kW	77 -> 96	<b>Y153</b>	8073	2838	7016	228	10
208 D 2.3 - 601.361-362/371-372/311-312-313/321-322 LHD	601 - 615	Chass. -> 240084 Chass. 500000 -> 556499	58 - 60 kW	88 -> 96			2867	7016	215	10
208 D 2.3 - 601.366-367/376-377/316-317-318/326-327 LHD	601 - 615	Chass. -> 240084 Chass. 500000 -> 556499	58 - 60 kW	88 -> 96	<b>Y153</b>	8073	2838	7016	228	10
208 D 2.3 - 601.361-362/371-372/311-312-313/321-322 LHD	601 - 615	Chass. 240085 -> 499999 Chass. 556500 -> 941505	58 - 60 kW	88 -> 96			2867	7016	215	10
208 D 2.3 - 601.366-367/376-377/316-317-318/326-327 LHD	601 - 615	Chass. 240085 -> 499999 Chass. 556500 ->	58 - 60 kW	88 -> 96	<b>Y153</b>	8073	2838	7016	228	10
208 D 2.3 - 601.361-362/371-372/311-312-313/321-322 RHD	601 - 615	Chass. -> 240113 Chass. 500000 -> 556499	58 - 60 kW	88 -> 96			2867	7016	215	10
208 D 2.3 - 601.366-367/376-377/316-317-318/326-327 RHD	601 - 615	Chass. -> 240113 Chass. 500000 -> 556499	58 - 60 kW	88 -> 96	<b>Y153</b>	8073	2838	7016	228	10
208 D 2.3 - 601.361-362/371-372/311-312-313/321-322 RHD	601 - 615	Chass. 240114 -> 499999 Chass. 556500 -> 941505	58 - 60 kW	88 -> 96			2867	7016	215	10
208 D 2.3 - 601.366-367/376-377/316-317-318/326-327 RHD	601 - 615	Chass. 240114 -> 499999 Chass. 556500 ->	58 - 60 kW	88 -> 96	<b>Y153</b>	8073	2838	7016	228	10
208 D 2.3 - 601.361-362/371-372/311-312-313/321-322 RHD	601 - 615	Chass. 941506 ->	58 - 60 kW	88 -> 96	<b>Y153</b>	8073	2838	7016	228	10
208 D 2.3	601.940	ZF	58 - 60 kW	88 -> 96	<b>Y153</b>	8073	2838	7016	228	10
209 D 2.9	617.913	711	65 kW	82 -> 90	<b>Y153</b>	8073	2838	7016	228	10
210 2.3 - 601.011-012/021-022/061-062/071-072 LHD - RHD	M102.942 - 102.946	Chass. -> 240106 Chass. 500000 -> 556499	70 - 77 kW	82 -> 96			2867	7016	215	10
210 2.3 - 601.067/076-077/016-017-018/026-027 LHD - RHD	M102.942 - 102.946	Chass. -> 240106 Chass. 500000 -> 556499	70 - 77 kW	82 -> 96	<b>Y155</b>	8073	1593	7016	228	10
210 2.3 - 601.026-027-028/061-062/066-067/071 LHD - RHD	M102.942 - 102.946	Chass. 240107 -> 499999 Chass. 556500 ->	70 - 77 kW	82 -> 96	<b>Y153</b>	8073	2838	7016	228	10
210 D 2.8	902.940	For dual mass flywheel	70 kW	88 -> 96				7016	228	10
210 D 2.8	902.940	711	70 kW	88 -> 96	<b>Y153</b>	8073	2838	7016	228	10
307 D 2.4	616	711	48 - 53 kW	82 -> 90	<b>Y153</b>	8073	2838	7016	228	10
308 D 2.8	602.940	711	58 - 60 kW	88 -> 96	<b>Y153</b>	8073	2838	7016	228	10
308 D 2.8	602.940	For dual mass flywheel	58 - 60 kW	88 -> 96				7016	228	10
309 D 3.0	617.913	711	65 kW	82 -> 90	<b>Y153</b>	8073	2838	7016	228	10
310 D 2.9	602	For dual mass flywheel	70 kW	89 -> 96				7016	228	10
310 D 2.9	602	Chass. 941506 ->	70 kW	89 -> 96	<b>Y153</b>	8073	2838	7016	228	10

 Description	 Engine	 Gearbox - Chassis	 Year	 Code Kit	 Code	 Code	 Code	 Code	 Code	 Code
<b>T1/TN 81 -&gt; 95</b>										
407 D	616.939	711	48 - 53 kW	81 -> 89	<b>Y153</b>	8073	2838	7016	228	10
407 D	616.939	For dual mass flywheel	48 - 53 kW	81 -> 89				7016	228	10
408 D	601.940	711	58 - 60 kW	88 -> 95	<b>Y153</b>	8073	2838	7016	228	10
408 D	601.940	For dual mass flywheel	58 - 60 kW	88 -> 95				7016	228	10
409 D	617.913	711	65 kW	82 -> 95	<b>Y153</b>	8073	2838	7016	228	10
409 D	617.913	For dual mass flywheel	65 kW	82 -> 95				7016	228	10
410 D	602.940	711	70 - 72 kW	82 -> 95	<b>Y153</b>	8073	2838	7016	228	10
410 D	602.940	For dual mass flywheel	70 - 72 kW	82 -> 95				7016	228	10
<b>T2/L 68 -&gt; 88</b>										
L 408 DG - L 508 DG	309.311	Chass. -> 145736		70 -> 74	<b>Y413</b>	8225	2247	7927	250	10
L 408 DG - L 508 DG	309.311	Chass. 145737 ->		70 -> 74	<b>Y414</b>	8225	2247	7926	250	10
L 408 DG - L 508 DG	309.311	Eng. 678175 ->		70 -> 74	<b>Y412</b>	8225	2247	7922	250	10
LKO 508 DG	309.430	Chass. -> 145736	Municipal Vehicle	72 -> 77	<b>Y413</b>	8225	2247	7927	250	10
LKO 508 DG	309.430	Chass. 145737 ->	Municipal Vehicle	72 -> 77	<b>Y414</b>	8225	2247	7926	250	10
<b>T2/LN1 86 -&gt; 94</b>										
507 D	OM616	Chass. -> 962132	53 kW	86 -> 89		8073	1593	7016	228	10
507 D	OM616	Chass. 962133 ->	53 kW	86 -> 89	<b>Y153</b>	8073	2838	7016	228	10
508 D	OM601	Chass. -> 962132	58 kW	89 -> 94		8070	1593	7016	228	10
508 D	OM601	Chass. 962133 ->	58 kW	89 -> 94		8070	2838	7016	228	10
510	OM102		70 - 77 kW	86 -> 94		8073		7016	228	10
609 D	OM354.902		77 kW	94			2248	7120	280	10
609 D	OM364		63 - 66 kW	86 -> 94			2248	7120	280	10
609 D ( Bus )	OM364		66 kW	87 -> 92			2248	7120	280	10
611 D ( Bus )	OM364		85 kW	87 -> 92			0381	7120	310	10
614 D ( Bus )	OM354 - 364		100 kW	87 -> 92			0381	7120	310	10
709 D	OM364		63 - 66 kW	86 -> 94			2248	7120	280	10
711 D	OM364A		77 - 85 kW	86 -> 94			0381	7120	310	10
714 D	OM364A		103 kW	86 -> 94			0381	7120	310	10
809 D	OM364		63 - 66 kW	86 -> 94			2248	7120	280	10
809 DT	OM364		63 - 66 kW	86 -> 94			2248	7120	280	10
811 D	OM364A		77 - 85 kW	86 -> 94			0381	7120	310	10
814 D	OM364LA		100 - 103 kW	87 -> 94			0381	7120	310	10
814 DA 4	OM364LA		100 - 103 kW	87 -> 94			6071	7120	310	10
<b>V CLASS</b>										
V 200	M111.948	638.214	95 kW	97 -> 03	<b>Y407</b>	8188	6043	7089	228	26
V 230	M111.978	5M	105 kW	96 -> 03			6044	7089	240	26
V 230 TD	601.970	5M	72 kW	96 -> 03			6044	7089	240	26
<b>VARIO</b>										
512 D	OM602DELA		90 kW	96 ->	<b>Y400</b>	8164	6124	7089	250	26
612 D	OM602DELA		90 kW	96 ->	<b>Y400</b>	8164	6124	7089	250	26
613 D - 614 D	OM904LA		95 kW	96 ->			9303		362	18
810 DT - 812 DT	OM602LADE		75 - 100 - 110 kW	96 ->	<b>Y400</b>	8164	6124	7089	250	26
812 D	OM602LADE		90 kW	96 ->	<b>Y400</b>	8164	6124	7089	250	26
812 D	OM904LA		90 kW	96 ->			9303		362	18
813 D	OM602LADE		95 - 100 kW	96 ->	<b>Y400</b>	8164	6124	7089	250	26
813 D	OM904LA		95 - 100 kW	96 ->			9303		362	18
814 D	OM602LADE		95 - 100 kW	96 ->	<b>Y400</b>	8164	6124	7089	250	26
815 D	OM602LADE		112 - 115 kW	96 ->	<b>Y400</b>	8164	6124	7089	250	26
815 D	OM904LA		112 - 115 kW	96 ->			9303		362	18
O 812	OM904LA		90 kW	96 ->			9303		362	18
O 814	OM904LA		100 kW	96 ->			9303		362	18
O 815	OM904.923		112 kW	96 ->			9303		362	18

 Description	 Engine	 Gearbox - Chassis		 Year	 Code Kit	 Code	 Code	 Code		 Code
<b>VITO</b>										
108 D 2.3	OM601.942	5M	58 - 72 kW	96 -> 03		8188	2652	7089	228	26
110 TD	OM601.970	For dual mass flywheel	58 - 72 kW	96 -> 03			6044	7089	240	26
113 2.0	M111.948	638.114	95 kW	96 -> 03	<b>Y407</b>	8188	6043	7089	228	26
114 2.3	M111.987	638.134	105 kW	96 -> 03			6044	7089	240	26
<b>MEVOSA</b>										
<b>MB 90 - MB 180</b>										
90 - 130 - 150 - 170	OM 615						2896		228	23
100	OM 615.616						2896		228	23
120 - 140 - 160 - 180	OM 616						2896		228	23
<b>MG</b>										
<b>MAESTRO</b>										
1.6	16H		76 kW	83 -> 84			2780		200	24
2.0 EFI			86 kW	84 -> 90			2735		215	24
2.0 Turbo			112 kW	88 -> 90			2735		215	24
<b>MGF</b>										
1.8	18K4K	C4BP - C6BP	88 - 110 - 118 kW	95 -> 02			2735		215	24
<b>MG ZR</b>										
105			76 kW	01 -> 05	<b>Y332</b>				200	18
120 - 160	18K4K	M5	88 kW	01 ->			2735		215	24
<b>MG ZS</b>										
120	18K4K	M5	88 kW	01 ->			2735		215	24
<b>MONTEGO</b>										
2.0 EFI	20HT		86 kW	84 -> 90			2735		215	24
2.0 Turbo	20HT		110 kW	88 -> 90			2735		215	24
<b>MINI - BMW</b>										
<b>MINI (R50 - R53) 01 -&gt;</b>										
1.4 Cooper / One	N12B16A			01 -> 04			2788		199	18
Cooper S			120 - 125 kW	02 ->			6240		215	14
One D	1ND		55 - 65 kW	03 ->			6240		215	14
<b>MITSUBISHI</b>										
<b>CARISMA</b>										
1.6	4G92	242/1B3	66 - 73 - 76 kW	96 -> 06	<b>Y286</b>	8028	2694	7017	200	26
1.8 - 1.8 16V			85 - 103 kW	95 -> 06			6449		215	26
1.8 GDI - 1.8 16V GDI	4G93	F5M42	90 - 92 kW	97 -> 06	<b>Y500</b>	8029	2915	7033	215	20
1.9 Turbo Diesel	F8QT	JC5	66 kW	96 -> 98			2903	7017	218	26
<b>CELESTE</b>										
1.4				75 -> 80			2845		184	20
1.6	4G32		54 kW	77 -> 81			2839	7109	200	20
2.0	4G52		66 - 77 kW	75 -> 81		8029			215	20
<b>COLT I</b>										
1.2 - 1.4	4G11 - 4G12	KM160 - 165	40 - 52 kW	78 -> 84	<b>Y523</b>	8183	2846	7033	181	20
1.4 Turbo	4G12T	KM166	77 kW				2839	7033	200	20
<b>COLT II</b>										
1.2 EL - GL	G13B	KM161	40 - 44 kW	84 -> 88	<b>Y521</b>	8183	2845	7033	184	20
1.3 EL - GL	G13B	KM201	44 kW	84 -> 88	<b>Y521</b>	8183	2845	7033	184	20
1.5 GLX	G15B	KM162	51 - 55 kW	84 -> 88	<b>Y521</b>	8183	2845	7033	184	20
1.6 Turbo	4G32T	KM206	77 kW	86 -> 88	<b>Y520</b>	8181	2839	7033	200	20
1.6 Turbo	4G32T	KM164	92 kW	84 -> 88	<b>Y500</b>	8029	2915	7033	215	20
1.8 D	4D65	KM206	43 - 45 kW	86 -> 88			2839	7033	200	20

 Description	 Engine	 Gearbox - Chassis	 Year	 Code Kit	 Code	 Code	 Code	 Code	 Code	 Code
<b>COLT III</b>										
1.3 - 1.3 12V	4G13	KM200	44 - 51 - 55 kW	88 -> 92	<b>Y521</b>	8183	2845	7033	184	20
1.5 GLX i	4G15	KM201	66 kW	88 -> 92	<b>Y520</b>	8181	2839	7033	200	20
1.5 KAT	4G15	KM201	67 kW	88 -> 92	<b>Y521</b>	8183	2845	7033	184	20
1.6 GTI 16V	4G61	KM206	91 kW	88 -> 90	<b>Y520</b>	8181	2839	7033	200	20
1.8 GTI 16V	4G67	F5M22	99 - 100 kW	88 -> 92	<b>Y500</b>	8029	2915	7033	215	20
1.8 D	4D64	F5M21	45 kW	88 -> 92			2839	7033	200	20
<b>COLT IV</b>										
1.3 12V	4G13	F5M21	55 kW	92 -> 96	<b>Y521</b>	8183	2845	7033	184	20
1.6 16V	4G92	F5M22	83 kW	91 -> 96	<b>Y520</b>	8181	2839	7033	200	20
1.6 4	4G92	W5M31	83 kW	92 -> 96		8029	2963	7033	215	20
1.8 Gti 16V			103 kW	90 -> 96	<b>Y500</b>	8029	2915	7033	215	20
<b>COLT V</b>										
1.3 - 1.5	4G13 - 15	F5M41	55 - 67 kW	96 -> 00	<b>Y521</b>	8183	2845	7033	184	20
1.3 - 1.5	4G13 - 15	F5M41	55 - 67 kW	00 -> 05	<b>Y520</b>	8181	2839	7033	200	20
1.6	4G92	F5M41	66 - 76 kW	95 -> 05	<b>Y520</b>	8181	2839	7033	200	20
<b>CORDIA</b>										
1.6 GSL	4G32		55 kW	82 -> 86	<b>Y521</b>	8183	2845	7033	184	20
1.6 Turbo	4G32T		84 - 85 kW	82 -> 85	<b>Y520</b>	8181	2839	7033	200	20
1.8 Turbo Eci	4G62T		100 kW	84 -> 86	<b>Y500</b>	8029	2915	7033	215	20
<b>ECLIPSE I</b>										
2.0 16V	4G63	F5M22	104 - 110 kW	91 -> 95	<b>Y500</b>	8029	2915	7033	215	20
2.0 i 16V 4	4G63	F5M31	100 - 157 kW	91 -> 95	<b>Y500</b>	8029	2915	7033	215	20
<b>ECLIPSE II</b>										
2000 GT 16V			157 kW	95 -> 99				7033	225	20
<b>GALANT II</b>										
1.6	4G32	KM201	58 kW	80 -> 84	<b>Y554</b>	8181	2839	7140	200	20
2.0	4G63	KM164	75 kW	80 -> 84	<b>Y553</b>	8029	6281	7139	215	23
2.0 Turbo	4G63T	KM206	110 kW	82 -> 84			2871		228	23
2.3 Turbo D	4D55T		62 kW	80 -> 84			2871	7139	228	23
<b>GALANT III</b>										
1.6 GLX	4G32	KM201	55 kW	84 -> 87	<b>Y520</b>	8181	2839	7033	200	20
1.8 Turbo D	4D65T	KM210	60 kW				2839	7033	200	20
2.0 GLS	G63B	KM206	66 kW	84 -> 86	<b>Y500</b>	8029	2915	7033	215	20
2.0 GLS	4G63	KM206	75 kW	86 -> 87	<b>Y520</b>	8181	2839	7033	200	20
2.4	G64B		82 kW				6202	7033	225	20
<b>GALANT IV</b>										
1.6	4G32	KM201	58 kW	87 -> 92	<b>Y520</b>	8181	2839	7033	200	20
1.8	4G37	KM206	63 - 66 kW	87 -> 92	<b>Y520</b>	8181	2839	7033	200	20
1.8 Turbo D	4D65T	KM210	55 kW	88 -> 92			2839	7033	200	20
2.0 - 2.0 4	4G63	KM206	80 - 107 kW	88 -> 92	<b>Y500</b>	8029	2915	7033	215	20
2.0 GTI 16V	4G63	KM206	80 - 107 kW	88 -> 92	<b>Y500</b>	8029	2915	7033	215	20
2.0 16V GTI 4	4G63	W5M31	106 kW	89 -> 91	<b>Y500</b>	8029	2915	7033	215	20
2.0 16V GTI 4	4G63	W5M31	106 kW	91 -> 92			6202	7033	225	20
<b>GALANT V</b>										
1.8 - 1.8 GLSI	4G63	F5M22	85 - 93 kW	92 -> 96	<b>Y500</b>	8029	2915	7033	215	20
2.0 GLSI - 2.0 GLSI 4	4G93	F5M22	101 kW	92 -> 96	<b>Y500</b>	8029	2915	7033	215	20
2.0 V6 24V	6A12	F5M31	110 kW	92 -> 96			6202	7033	225	20
2.0 TD	4D68T	F5M31	66 kW	92 -> 96			6202	7033	225	20
2.5 V6 24V 4	6G73	W5M33	129 kW	92 -> 96				7033	225	20

 Description	 Engine	 Gearbox - Chassis		 Year	 Code Kit	 Code	 Code	 Code	 Code	 Code
<b>GALANT VI</b>										
2.0	4G63		98 kW	00 -> 04			6333	7033	228	20
2.0	4G63		100 kW	96 -> 97	<b>Y500</b>	8029	2915	7033	215	20
2.0	4G63		100 kW	97 -> 00			6333	7033	228	20
2.0 TDI	4D68SOHC		66 kW	96 -> 04				7033	225	20
2.4 GDI	4G64		106 - 110 kW	96 -> 00				7033		
2.5 V6 24V	6A13		118 - 120 kW	96 -> 97			6202		225	20
2.5 V6 24V	6A13		118 - 120 kW	97 -> 04				7033	225	20
<b>GALLOPER II</b>										
2.5 D	D4BH		62 kW	98 ->			6310		225	23
2.5 TD - 2.5 TD intercooler	D4BA - D4BH		73 kW	98 -> 03	<b>Y571</b>				225	23
<b>L 200 86 -&gt; 96</b>										
2.0	4G63			86 -> 96		8029	6281		215	23
2.0 4WD	4G63	V5M21	75 kW	86 -> 94			2871		228	23
2.5 D 4WD	4D56	V5M21	55 kW	87 -> 93			2871		228	23
2.5 TD 4WD	4D56T	V5M21	64 kW	92 -> 96	<b>Y564</b>				225	23
<b>L 200 96 -&gt; 03</b>										
2.0	4G63	R5M21	78 kW	96 -> 01			2871		228	23
2.4 4	4G64		97 kW	96 -> 03			2871		228	23
2.5 D 4	4D56		55 kW	96 ->			9134		225	23
2.5 TD 4	4D56TD	M011S5	73 kW	96 ->	<b>Y564</b>				225	23
<b>L 300</b>										
1.4	G33B	KM135		82 -> 86			6012		200	20
1.6	4G32	KM135	55 - 58 kW	86 ->			6012		200	20
2.0 - 2.0 4WD	G63B	5M	65 kW	83 -> 86	<b>Y553</b>	8029	6281	7139	215	23
2.0 4WD	4G63	V5M21	81 kW	86 ->			2871	7139	228	23
2.3 D			50 kW	83 -> 86			2871	7139	228	23
2.4 4WD	G64B - 4G64	R5M21	80 kW	86 -> 90			2871		228	23
2.5 D	4D56	KM135	55 kW	86 -> 96			9134		225	23
2.5 TD 4WD	4D56T	V5M21	64 kW	88 -> 03	<b>Y564</b>				225	23
<b>L 400</b>										
2.0 i 16V	4G63-6F	R5M21	83 - 85 kW	94 -> 98	<b>Y553</b>	8029	6281	7139	215	23
2.4 4WD 16V	4G64-2	V5M21	97 kW	94 ->			2871		228	23
2.5 TD - 2.5 TD 4WD	4D56T-2D	R5M21	73 kW	94 -> 00	<b>Y564</b>				225	23
<b>LANCER I</b>										
1.2	4G11		40 kW	80 -> 81		8183	2845	7109	184	20
1.4	4G12		50 kW	79 -> 83		8183	2845	7109	184	20
1.6	4G32GS		60 - 62 kW	79 -> 83	<b>Y554</b>	8181	2839	7140	200	20
<b>LANCER II</b>										
1.4	4G12		51 kW	83 -> 84		8183	2845		184	20
<b>LANCER III</b>										
1.2 GL	G15B		40 kW	84 -> 86	<b>Y521</b>	8183	2845	7033	184	20
1.5 GLX	4G15		51 - 55 kW	83 -> 88	<b>Y520</b>	8181	2839	7033	200	20
1.8 D	4D65		43 - 44 kW	86 -> 88			2839	7033	200	20
<b>LANCER III Station Wagon</b>										
1.5	G15B		51 - 55 kW	85 -> 89	<b>Y521</b>	8183	2845	7033	184	20
1.5 - 1.5 12V	4G15		61 - 66 kW	88 -> 91	<b>Y520</b>	8181	2839	7033	200	20
1.8 4	G37B		61 - 63 - 66 kW		<b>Y500</b>	8029	2915	7033	215	20
1.8 4	4G37		69 kW		<b>Y500</b>	8029	2915	7033	215	20
1.8 D	4D65		43 - 44 kW				2839	7033	200	20

 Description	 Engine	 Gearbox - Chassis	 Year	 Code Kit	 Code	 Code	 Code	 Code	 Code	 Code
<b>LANCER IV</b>										
1.2	4G16	KM201	40 kW	88 -> 90	<b>Y521</b>	8183	2845	7033	184	20
1.3 12V	4G13	KM200	55 kW	92 -> 94	<b>Y521</b>	8183	2845	7033	184	20
1.5 12V	4G15	KM201	66 kW	89 -> 92	<b>Y520</b>	8181	2839	7033	200	20
1.6 GTI	4G61	KM206	92 kW	88 -> 90	<b>Y520</b>	8181	2839	7033	200	20
1.8 4	4G37		71 kW		<b>Y500</b>	8029	2915	7033	215	20
1.8 GTI 16V	4G93	F5M22	101 - 103 kW	89 -> 93	<b>Y500</b>	8029	2915	7033	215	20
<b>LANCER V</b>										
1.3	4G13	F5M21	55 kW	91 -> 96	<b>Y521</b>	8183	2845	7033	184	20
1.5	4G15	F5M21	66 kW	91 -> 96	<b>Y521</b>	8183	2845	7033	184	20
1.6 - 1.6 16V	4G92	F5M22	83 kW	92 -> 93	<b>Y520</b>	8181	2839	7033	200	20
1.6 4WD 16V	4G92	W5M31	83 kW	92 -> 03	<b>Y500</b>	8029	2915	7033	215	20
1.8 16V	4G93	F5M22	103 kW	92 -> 96	<b>Y500</b>	8029	2915	7033	215	20
2.0 Diesel	4D68	F5M22	50 kW	92 -> 96			2839	7033	200	20
<b>LANCER VI</b>										
1.3 12V	4G13	F5M41	55 kW	95 -> 03	<b>Y521</b>	8183	2845	7033	184	20
1.5 16V	4G15	F5M41	66 kW	95 -> 03	<b>Y520</b>	8181	2839	7033	200	20
1.6 16V	4G92		69 kW	95 -> 03	<b>Y520</b>	8181	2839	7033	200	20
<b>PAJERO / MONTERO I</b>										
2.3 TD	4D55T	KM145	62 kW	82 -> 86			9134	7139	225	23
2.5 TD	4D56T	M010S5	62 kW	86 -> 89			9134		225	23
2.5 TD	4D56T	M010S5	64 - 70 kW	90 -> 91	<b>Y564</b>				225	23
2.5 TD Intercooler			70 kW	85 -> 91	<b>Y564</b>				225	23
2.6 4	4G54	KM145	76 kW	83 -> 90			2871	7139	228	23
3.0 V6 24V	6G72	M010S5	104 kW	88 -> 90			2705	7127	241	14
<b>PAJERO / MONTERO II</b>										
2.4	4G64		82 kW	91 -> 00			2871		228	23
2.5 D	4D56	V5M21	55 kW	91 -> 93	<b>Y564</b>				225	23
2.5 TD 4	4D56	V5M21	73 kW	90 -> 99	<b>Y564</b>				225	23
2.6			78 kW	91 -> 95			2871		228	23
2.8 D	4M40-0AZ	V5M21	92 kW	94 -> 98	<b>Y564</b>				225	23
2.8 TD	4M40-T	Without dual-mass	92 kW	94 -> 00			6312	7116	250	23
3.0 V6 4 - 3.0 V6 24V 4	6G72	M011S5	130 - 133 kW	90 -> 00			2705	7127	241	14
3.5 V6 24V	6G74	V5M31	149 kW	94 -> 00				7116	250	23
<b>PAJERO / MONTERO III</b>										
2.0 GDI Pinin	4G94		95 kW	00 -> 07			6203	7139	225	20
2.5 TDI	4D56T	M011S5	73 kW	00 ->			9134		225	23
3.2 DI-D	4M41	V5M31	118 - 121 kW	00 ->				7116	275	23
3.5 V6 GDI	6G74	V5M31	149 kW	00 ->				7116	250	23
<b>SAPPORO</b>										
1.6 GLX	4G32		55 kW	80 -> 84	<b>Y554</b>	8181	2839	7140	200	20
2.0	4G63		75 - 82 kW	80 -> 84	<b>Y553</b>	8029	6281	7139	215	23
2.0 Turbo ECI	4G63T		125 kW	82 -> 83			2871		228	23
2.4	4G64		91 kW	87 -> 90			6202	7033	225	20
<b>SIGMA</b>										
3.0 V6	6G72	F5M33	130 - 151 kW	90 -> 94				7033	225	20
<b>SPACE GEAR</b>										
2.0 16V	4G63	R5M21	83 - 85 kW	96 -> 00		8029	6281		215	23
2.4	4G64			95 -> 00			2871		228	23
2.5 TD - 2.5 TD 4WD	4D56T	R5M21	64 - 73 kW	95 -> 00			9134		225	23

 Description	 Engine	 Gearbox - Chassis	 Year	 Code Kit	 Code	 Code	 Code	 Code	 Code	
<b>SPACE RUNNER</b>										
1.8 - 1.8 4	4G93	F5M22	85 - 90 kW	91 -> 99	<b>Y500</b>	8029	2915	7033	215	20
2.0	4G63	F5M42	100 kW	99 ->				7033	225	20
2.0 16V	4G63	F5M42	100 kW	97 -> 99			6333	7033	228	20
2.0 TD	4D68T	F5M31	60 kW	92 -> 99				7033	225	20
2.4 GDI	4G64	F5M42	110 kW	99 ->				7033		
<b>SPACE STAR</b>										
1.3 16V	4G13-16	F5MR1/JB3	60 - 63 kW	98 ->				7017	180	26
1.6 - 1.6 16V	4G18	F5MR1/JB3	70 kW	98 ->				7017	180	26
1.8 GDI	4G93	F5MR1/JB3	87 - 90 kW	98 ->	<b>Y500</b>	8029	2915	7033	215	20
1.9 DI-D	F9Q1	F5MV1	75 - 85 kW	98 ->					228	20
<b>SPACE WAGON 84 -&gt; 91</b>										
1.8 4	4G37		66 kW	87 -> 88	<b>Y520</b>	8181	2839	7033	200	20
1.8 GLX	4G37	F5M21	66 kW	84 -> 88	<b>Y520</b>	8181	2839	7033	200	20
1.8 TD	4D65T	F5M22	56 kW	85 -> 91			2839	7033	200	20
2.0 4	4G63	F5M22	98 Kw	85 -> 91	<b>Y500</b>	8029	2915	7033	215	20
2.0 GLX - 2.0 GLXi 4	4G63	F5M22	75 kW	88 -> 91	<b>Y500</b>	8029	2915	7033	215	20
<b>SPACE WAGON 91 -&gt; 98</b>										
1.8	4G93	F5M22	90 - 92 kW	91 -> 98	<b>Y500</b>	8029	2915	7033	215	20
1.8 TD	4D65T		55 kW	91 -> 98			2963	7033	215	20
2.0 - 2.0 4	4G63	F5M22	98 kW	92 -> 98	<b>Y500</b>	8029	2915	7033	215	20
2.0 TD	4D68T	F5M31	60 kW	92 -> 98				7033	225	20
2.4 - 2.4 4	4G64	F5M31	96 kW	92 -> 97			6202	7033	225	20
<b>SPACE WAGON 98 -&gt; 04</b>										
2.0	4G63	F5M42	100 kW	00 -> 04	<b>Y500</b>	8029	2915	7033	215	20
2.0 GDI	4G63		100 kW	00 -> 04			6333	7033	228	20
2.4 GDI - 2.4 GDI 4	4G64	F5M42	108 - 110 kW	98 -> 04				7033	225	20
<b>STARION</b>										
2.0 Turbo	4G63	KM132	125 - 132 kW	82 -> 87			2871		228	23
2.6 Turbo	G54BT/C		114 kW	87 -> 90			2871		228	23
<b>TREDIA</b>										
1.4 GLX	4G12	5M	51 kW	82 -> 85	<b>Y521</b>	8183	2845	7033	184	20
1.5	4G32	5M		84 -> 85	<b>Y521</b>	8183	2845	7033	184	20
1.6 GLS	4G32	5M	55 kW	82 -> 87	<b>Y521</b>	8183	2845	7033	184	20
1.6 Turbo	4G32T	5M	55 kW				6012	7033	200	20
1.8 Turbo	G62B		100 kW	84 -> 86	<b>Y500</b>	8029	2915	7033	215	20
2.0 4WD				85 -> 87	<b>Y500</b>	8029	2915	7033	215	20
<b>MOSKVITCH</b>										
<b>21412</b>										
1.5			51 kW	89 ->	<b>Y253</b>	8126	2732	7077	200	20
<b>ALEKO</b>										
Aleko 2141							2732		200	20
Aleko 21412					<b>Y253</b>	8126	2732	7077	200	20
Aleko 21419							2732		200	20
<b>2141 ( Svjatogor )</b>										
1.6 - 1.7 - 1.8	VAZ - UZAM						0549		200	20
<b>2141 ( Jurij Dolgorukij )</b>										
1.7 - 1.8	UZAM			86 ->			0549		200	20
<b>2142 ( Knjaz Vladimir )</b>										
1.7	UZAM 3317						0549		200	20
<b>2142 ( Duet - 2 )</b>										
1.6	VAZ 2106 - 70						0549		200	20



Description	Engine	Gearbox - Chassis		Year	Code Kit	Code	Code	Code		Code
<b>2335</b>							0549		200	20
1.6 - 1.7 - 1.8	VAZ - UZAM						0549		200	20
<b>2901</b>							0549		200	20
1.6 - 1.7 - 1.8	VAZ - UZAM						0549		200	20



In 1986 the Moskvitsh-2141 Aleko became available for the first time. It was influenced by the Simca 1307. It was upgraded and restyled during the period of its production. It was powered by the 1.5L UZAM used in the M-412 model and VAZ-2106 1.6L in-line four-cylinder engines, which had by then had been used in several LADA models. Aleko was different from any model the factory had made previously: it was larger and more luxurious, made with more comfort, safety and aerodynamics in mind. The new car had such features as front-wheel drive, a hatchback body style, MacPherson strut front suspension and torsion-crank rear suspension. It had rack-and-pinion steering and a collapsible steering column. The 1.8 liter gasoline engine for the new car was planned, but never materialized, as was also the case with a diesel version. In the early 1990s AZLK still remained one of the largest auto companies in the USSR. Design and experimental work was prepared to create a new model car (sedan M-2142) and an engine plant. However, after the dissolution of the Soviet Union, due to a financial crisis, disruptions in the work of the company and financial mismanagement the engine plant was not finished and the Moskvitsh company fell into decline. Because of its location, Moskvitsh was in a more vulnerable position than companies located in other regions, as the cost of living and car production in Moscow began to grow rapidly.

## MULTICAR

### M 21 - M 26

M 21						2571	7121	160	12	
M 22						0546		181	24	
M 24						0546		181	24	
M 25						2880		228	23	
M 26 1.9 Diesel				93 ->		2880		228	23	

## NISSAN

### 100 NX

1.6 - 1.6 SR	GA16DS - DE	RS5F31A	66 - 75 kW	91 -> 94	<b>Y522</b>	8185	6107	7056	190	18
2.0 GTI	SR20DE	RS5F31A	105 kW	91 -> 94	<b>Y514</b>	8166	6077	7056	215	18

### 200 SX

1.8 Turbo	CA18DET	F55W71C	124 - 126 kW	90 -> 93			6048	7069	225	24
2.0 i 16V Turbo	SR20DET	F55W71C	147 kW	93 -> 95			2362	7069	241	24
2.0 i 16V Turbo	SR20DET	F55W71C	147 kW	95 ->			6116	7069	225	18

### 280 ZX








2.8 - 280 Z	L28E		103 - 108 - 110 kW	74 -> 84			2362	7069	241	24
2.8	L28ET		147 kW	83 -> 84			2362	7069	241	24

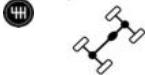




### 300 ZX

3.0	VG30E		125 kW	84 -> 87			2362	7069	241	24
3.0 Turbo	VG30ET		149 - 168 - 208 kW	84 -> 95			6313	7069	250	24



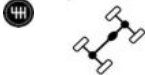








### ALMERA I



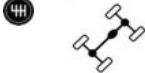








1.4 16V	GA14DE	RS5F30A	55 - 64 kW	95 -> 00	<b>Y525</b>	8191	6298	7055	181	18
1.6 - 1.6 SLX - SR	GA16DE	RS5F31A	66 - 73 kW	95 -> 00	<b>Y522</b>	8185	6107	7056	190	18
2.0 D	CD20	SR20DE	55 kW	95 -> 00	<b>Y504</b>	8148	2481	7055	200	18
2.0 GTI	N15	RS5F31A	105 kW	96 -> 00	<b>Y514</b>	8166	6077	7056	215	18



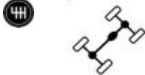








 Description	 Engine	 Gearbox - Chassis	 Year	 Code Kit	 Code	 Code	 Code	 Code	 Code	 Code
<b>ALMERA II</b>										
1.5	QG15DE	5M	66 kW	00 -> 02			2921	7055	200	18
1.5	QG15DE	5M	66 - 72 kW	02 -> 04			2921	7055	200	18
1.5 dCi	K9K722	5M	60 kW	03 ->					215	26
1.8	QG18DE	F5	84 - 85 Kw	00 ->	<b>Y517</b>	8166	6279	7056	215	18
2.2 dCi	YD22DDT	5M	82 kW	03 ->			6264		241	24
2.2 dCi	YD22DDTi	6M	100 kW	03 ->	<b>Y583</b>	8227	6283	7118	240	24
<b>ALMERA TINO</b>										
1.8	QG18DE	5 Speed	84 - 85 Kw	00 ->	<b>Y517</b>	8166	6279	7056	215	18
1.8	QG18DE	6 Speed	84 - 85 Kw	03 ->		8166	6279	7118	215	18
2.2 DI	YD22DDTi	6 Speed	84 kW	00 ->	<b>Y583</b>	8227	6283	7118	240	24
2.2 DI	YD22DDTi	5 Speed	84 kW	00 -> 03			6264		241	24
2.2 dCi	YD22DDTi	6 Speed	82 - 100 kW	03 ->	<b>Y583</b>	8227	6283	7118	240	24
2.2 dCi	YD22DDTi	5 Speed	82 - 100 kW	00 -> 03			6264		241	24
<b>BLUEBIRD (910) 80 -&gt; 83</b>										
1.8	L18S		65 kW	80 -> 83	<b>Y503</b>	8148	2968	7069	200	24
2.0	CA20S		80 kW	80 -> 83	<b>Y503</b>	8148	2968	7069	200	24
2.0 D	LD20		44 kW	80 -> 83		8148	2968		200	24
<b>BLUEBIRD (U11) 83 -&gt; 90</b>										
1.6 DX	CA16S	RN4F31A	60 kW	83 -> 85	<b>Y504</b>	8148	2481	7055	200	18
1.6 DX	CA16S	RN4F31A	60 kW	85 -> 88	<b>Y514</b>	8166	6077	7056	215	18
1.8	CA18S	RN4F31A	66 kW	83 -> 88	<b>Y504</b>	8148	2481	7055	200	18
1.8 Turbo	CA18T	RS5F50A	99 kW	85 -> 90			6048		225	24
2.0	CA18S		72 kW	83 -> 86	<b>Y504</b>	8148	2481	7055	200	18
2.0	CA20S	RS5F50A	73 kW	86 -> 90		8166	2923		215	24
2.0 D	LD20	RS5F50A	49 kW	84 -> 88	<b>Y550</b>	8148	2892	7135	200	24
2.0 i	CA20E	RS5F50A	72 kW	84 -> 88			6048		225	24
<b>BLUEBIRD (T72-T12) 85 -&gt; 90</b>										
1.6	CA16S	RS5F31A	60 kW	86 -> 91	<b>Y514</b>	8166	6077	7056	215	18
1.8 i 16V	CA18D	RS5F50A	95 kW	89 -> 90		8166	2923		215	24
1.8 Turbo	CA18T		99 kW	85 -> 90			6048		225	24
2.0 (T12)	CA20S		73 kW	85 -> 87		8166	2923		215	24
2.0 D	LD20	RS5F50A	49 kW	86 -> 90	<b>Y550</b>	8148	2892	7135	200	24
2.0 i	CA20E	RL4F02A	72 kW	85 -> 90			6048		225	24
<b>CABSTAR</b>										
2.0	Z20	Chass. -> 530560	65 kW	82 -> 84			6048		225	24
2.0	Z20	Chass. 530561 ->	65 kW	82 -> 84			2362		241	24
2.3 D	SD23	5M	50 - 51 kW	82 -> 86			6048		225	24
2.5 D	SD25	5M	53 kW	87 -> 89			6048		225	24
2.7 TD	T27T	5M	78 kW	99 -> 03			9265		241	10
3.0 TD	BD30-TI	M5	78 kW	99 ->			9265		241	10
<b>CEDRIC</b>										
2.4	L24	F4W71B	83 kW	79 -> 83			6048		225	24
2.8 D	LD28	F55W71B	69 kW	84 -> 88			6048		225	24
<b>CHERRY II 78 -&gt; 82</b>										
1.3 - 1.5	E13 - E15	5M	44 - 52 kW	81 -> 82	<b>Y525</b>	8191	6298	7055	181	18
<b>CHERRY III 82 -&gt; 87</b>										
1.3 - 1.5	E13 - E15	RN4F30A	44 - 52 kW	82 -> 86	<b>Y525</b>	8191	6298	7055	181	18
1.5 Turbo	E16	RS5F30A	77 kW	83 -> 86	<b>Y504</b>	8148	2481	7055	200	18
1.6	E16	RS5F30A	52 kW	85 -> 87			2738	7055	181	18
1.7 D	CD17	RS5F30A	40 kW	82 -> 86	<b>Y525</b>	8191	6298	7055	181	18

 Description	 Engine	 Gearbox - Chassis		 Year	 Code Kit	 Code	 Code	 Code			
<b>CUBE</b>											
1.5 DCI			78 - 81 kW	10 ->					230	21	H023
1.6 16V			81 kW	10 ->					215	26	H020
<b>INTERSTAR</b>											
dCI 90	G9T		66 kW	02 ->			6348		241	21	H022
dCI 100	G9U		73 - 74 kW	03 ->			6348		241	21	H022
dCI 120	G9U		84 - 88 kW	02 ->			6348		241	21	H022
dCI 150	G9U		107 kW	06 ->			6348		241	21	H022
<b>JUKE</b>											
1.6			69 - 86 kW	10 ->							H020
<b>KUBISTAR</b>											
1.2 - 1.2 16V	D4F712	JB1	44 - 55 kW	03 ->	<b>Y302</b>	8011	6244	7017	181	26	
1.5 dCi	K9K7	5M	42 - 62 Kw	03 ->					215	26	H020
1.5 dCi	K9K7	5M	42 - 62 Kw	03 -> 09	<b>Y338</b>	8222	6464	7017	215	26	
1.6 16V	K4M752	JB1	70 kW	03 -> 05	<b>Y077</b>	8085	2935	7017	200	26	
<b>LAUREL</b>											
2.0	L20A			77 -> 88	<b>Y581</b>	8220	6048	7069	225	24	
2.4	L24 - L24S		83 - 84 - 94 kW	77 -> 87	<b>Y581</b>	8220	6048	7069	225	24	
2.8 Diesel	LD28 - RD28		62 - 68 kW	81 -> 89			6048	7069	225	24	
<b>MAXIMA QX</b>											
2.0	VQ20DE		103 kW	95 -> 00			6048		225	24	
3.0	VQ30DE		142 kW	95 -> 00			2362		241	24	
<b>MICRA I</b>											
1.0	MA10S	RN4F40A	37 - 40 kW	82 -> 91	<b>Y531</b>	8004	2898	7057	160	16	
1.0 Turbo				85 -> 93			2738	7055	181	18	
1.2	MA12S	RS5F41A	40 - 43 kW	86 -> 92	<b>Y531</b>	8004	2898	7057	160	16	
<b>MICRA II</b>											
1.0 i 16V	CG10DE		40 kW	92 -> 98	<b>Y531</b>	8004	2898	7057	160	16	
1.0 i 16V	CG10DE		40 kW	98 -> 00	<b>Y530</b>	8127	1552	7056	181	18	
1.0 i 16V	CG10DE	Chass. K11	44 kW	00 -> 03	<b>Y530</b>	8127	1552	7056	181	18	
1.3 i 16V	CG13DE	RS5F30A	55 kW	92 -> 00	<b>Y530</b>	8127	1552	7056	181	18	
1.4 i 16V	CGA3DE	5M	60 kW	00 -> 03	<b>Y530</b>	8127	1552	7056	181	18	
1.5 Diesel	TD15	5M	43 kW	98 -> 03			6084	7006	181	18	
<b>MICRA III</b>											
1.0 16V	CR10DE	5M	48 kW	03 -> 10			2096		181	26	H020
1.2 16V	CR12DE	5M	48 - 59 kW	03 -> 10			2096		181	26	H020
1.4 16V	CR14DE	5M	65 kW	03 ->			6245		190	26	H020
1.5 dCi	K12	5M	50 - 63 kW	05 -> 10	<b>Y304</b>	8217	2827	2 pcs.	215	26	H020
<b>NAVARA</b>											
2.5 dCi	YD25DDTi		106 kW	05 ->			6314		250	24	
2.5 dCi 4WD	YD25DDTi		126 - 128 kW	05 ->			6314		250	24	
<b>NOTE</b>											
1.4	CR14DE		65 kW	06 ->			6245		190	26	H020
1.5 dCi	K9K		50 - 63 - 66 - 76 kW	06 ->	<b>Y304</b>	8217	2827	2 pcs.	215	26	H023
<b>NV 200</b>											
1.5 dCi			63 kW	10 ->	<b>Y304</b>	8217	2827	2 pcs.	215	26	
<b>PATHFINDER</b>											
2.5 dCi 4WD	YD25DDTi		126 - 128 kW	05 ->			6314		250	24	
3.3 V6 4WD	VG33E		125 kW	97 -> 04			6313		250	24	
<b>PATROL GR I</b>											
2.8 TD	RD28T	F5SR30A	85 kW	88 -> 97			2362		241	24	
3.0				88 ->			2362	7062	241	24	
4.2 KAT	TB42E	F5SR50A	125 kW	88 -> 97			2464		279	24	

 Description	 Engine	 Gearbox - Chassis	 Year	 Code Kit	 Code	 Code	 Code	 Code	 Code	
<b>PATROL Hardtop</b>										
2.8	L28		88 - 89 kW	80 -> 88			2362	7069	241	24
2.8	L28		88 - 89 kW	86 -> 90			2362	7069	241	24
2.8 TD	RD28T	F5S30A	85 kW	86 -> 90			2362		241	24
3.2 D	SD33	F5S81A	70 kW	79 -> 88			2362	7069	241	24
3.2 D	SD33T		70 kW	88 -> 90			2362	7069	241	24
3.2 TD	SD33T		81 kW	83 -> 88			2464	7069	279	24
<b>PICK UP 80 -&gt; 86</b>										
1.8	L18	F4W71B	59 kW	83 -> 86	<b>Y581</b>	8220	6048	7069	225	24
2.2 4WD	Z22	F4W71B	71 kW	83 -> 86	<b>Y581</b>	8220	6048	7069	225	24
2.2 D	SD22	F4W71B	47 kW	79 -> 81	<b>Y581</b>	8220	6048	7069	225	24
2.3 D	SD23	F5S71B	50 kW	83 -> 86	<b>Y581</b>	8220	6048	7069	225	24
2.5 D 4WD	SD25	F5S71B	53 kW	83 -> 86	<b>Y581</b>	8220	6048	7069	225	24
<b>PICK UP 85 -&gt; 98</b>										
2.0	Z20	F4W71C	65 kW	85 -> 94			2362	7069	241	24
2.3 D	SD23			85 -> 87			6048	7069	225	24
2.4 i 12V - 2.4 i 12V 4WD	KA24E		91 - 93 kW	92 -> 95			2362	7069	241	24
2.4 i 4WD	Z24i		74 kW	86 -> 92	<b>Y568</b>				241	24
2.5 D	TD25	F5S71C	61 kW	96 -> 98			6048		225	24
2.5 D 4WD	SD25	F5S71C	55 kW	86 -> 91	<b>Y581</b>	8220	6048	7069	225	24
2.5 D 4WD	TD25	F5S71C	59 kW	87 -> 95			6048		225	24
2.5 D 4WD	TD25		59 kW	95 -> 98			2362		241	24
2.5 D 4WD	TD25		61 kW	96 -> 98			2362		241	24
<b>PICK UP 98 -&gt;</b>										
2.4 i - 2.4 i 4WD	KA24E	F5S71C	88 kW	98 ->			2362		241	24
2.5 D	TD25		61 kW	98 ->			2362		241	24
2.5 D 4WD	TD25		61 kW	98 ->			2362		241	24
2.5 TD 4WD	TD25T1		76 kW	98 ->			6313		250	24
<b>PIXO</b>										
1.0	K10B		50 kW	09 ->	<b>Y331</b>				190	18
<b>PRAIRE 82 -&gt; 88</b>										
1.5 S	E15S	Chass. -> 020587	55 kW	84 -> 85	<b>Y525</b>	8191	6298	7055	181	18
1.5 S	E15S	Chass. 020588 ->	55 kW	85 -> 87	<b>Y522</b>	8185	6107	7056	190	18
1.8 SGL	CA18S	Chass. -> 020587	65 kW	83 -> 85	<b>Y504</b>	8148	2481	7055	200	18
1.8 SGL	CA18S	Chass. 020588 ->	65 kW	85	<b>Y514</b>	8166	6077	7056	215	18
1.8 SGL	CA18S	RS5F31A	66 kW	83 -> 87	<b>Y514</b>	8166	6077	7056	215	18
2.0 4	CA20S	RS5F31A	73 kW	86 -> 88			6048		225	24
<b>PRAIRE PRO 88 -&gt; 94</b>										
2.0 i	CA20E	RSF50A	72 kW	88 -> 92		8166	2923	7141	215	24
2.0 i 4	CA20E		72 kW	88 -> 92			6048	7135	225	24
2.4 i	KA24E		98 kW	92 -> 94			6048	7135	225	24
2.4 i 4	KA24E		98 kW	92 -> 94			2362		241	24
<b>PRIMERA 90 -&gt; 96</b>										
1.6	GA16DEC	F5	66 kW	90 -> 96	<b>Y514</b>	8166	6077	7056	215	18
1.6 - 16 16V	GA16De	F5	66 - 75 kW	90 -> 96	<b>Y504</b>	8148	2481	7055	200	18
2.0 - 2.0 16V	SR20DE	RS5F32A	85 - 110 kW	90 -> 96	<b>Y514</b>	8166	6077	7056	215	18
2.0 16V 4			85 kW	91 -> 96			6116		225	18
2.0 D	CD20	RS5F32A	55 kW	90 -> 96	<b>Y504</b>	8148	2481	7055	200	18

 Description	 Engine	 Gearbox - Chassis	 Year	 Code Kit	 Code	 Code	 Code	 Code	 Code	 Code
<b>PRIMERA 96 -&gt; 01</b>										
1.6 16 V	GA16DE	F5	66 - 73 kW	96 -> 01	<b>Y504</b>	8148	2481	7055	200	18
1.6 16 V	QG16DE	F5	78 kW	96 -> 01	<b>Y517</b>	8166	6279	7056	215	18
1.8 16 V	QG18DE	F5	84 kW	99 -> 01	<b>Y517</b>	8166	6279	7056	215	18
2.0 16V	SR20D	F5	85 kW	96 -> 01		8166		7056	215	18
2.0 16V	SR20D	F5	96 - 110 kW	97 -> 01	<b>Y514</b>	8166	6077	7056	215	18
2.0 TD	CD20T	F5	66 kW	96 -> 01			6116		225	18
<b>PRIMERA 02 -&gt;</b>										
1.6	QG16DE	F5	78 - 80 kW	02 ->			2921	7055	200	18
1.8	QG18DE	F5	84 kW	02 ->	<b>Y517</b>	8166	6279	7056	215	18
2.0	QR20DE	F6	103 kW	02 ->			6358	7118	228	24
2.2 Di	YD22DDT	6M	93 kW	02 ->	<b>Y583</b>	8227	6283	7118	240	24
2.2 dCi	YD22DDT	6M	102 kW	03 ->	<b>Y583</b>	8227	6283	7118	240	24
<b>PULSAR</b>										
1.3	E13	RN4F30A	44 kW	82 -> 86			2738	7055	181	18
1.5	E15	RN4F30A	52 kW	82 -> 86			2738	7055	181	18
1.5 Turbo	E15T	RS5F30A	77 kW	83 -> 86	<b>Y504</b>	8148	2481	7055	200	18
1.7 D	CD17	RS5F30A	40 kW	82 -> 86			2738	7055	181	18
<b>QASHQAI</b>										
1.5 dCi			76 - 78 - 81 kW	07 ->					230	21
1.6			81 kW	07 ->					215	26
1.6 dCi			96 kW	11 ->					240	
2.0			104 kW	07 ->						H023
<b>SERENA</b>										
1.6 16V	GA16DE	F5	71 kW	92 -> 01			2922		200	24
2.0 16V	SR20DE		93 kW	92 -> 01			6048		225	24
2.0 Diesel	LD20	F5	49 kW	92 -> 01	<b>Y558</b>				200	24
2.3 Diesel	LD23	RS5W71C	55 kW	95 -> 01	<b>Y558</b>				200	24
<b>SILVIA</b>										
1.8 Turbo				83 -> 88			6048	7069	225	24
2.0	FJ20E	FS5W71B	107 kW	83 -> 88			6048	7069	225	24
<b>SKYLINE</b>										
160 - 180 K			74 - 77 kW	74 ->	<b>Y503</b>	8148	2968	7069	200	24
<b>STANZA</b>										
1.6	CA16S	RN4F31A	60 kW	81 -> 85	<b>Y504</b>	8148	2481	7055	200	18
1.7 D	CD17	RS5F31A	40 kW	81 -> 85	<b>Y504</b>	8148	2481	7055	200	18
1.8	CA18S	RS5F31A	66 kW	81 -> 85	<b>Y504</b>	8148	2481	7055	200	18
<b>SUNNY I 81 -&gt; 86</b>										
1.3	E13	RS5F30A	44 Kw	81 -> 86	<b>Y525</b>	8191	6298	7055	181	18
1.5	E15	R55	52 - 55 kW	81 -> 86	<b>Y525</b>	8191	6298	7055	181	18
1.7 D	CD17	R5F30A	40 kW	82 -> 86	<b>Y525</b>	8191	6298	7055	181	18
<b>SUNNY II 86 -&gt; 90</b>										
1.0	E10S	RN4F30A	37 kW	87 -> 90	<b>Y525</b>	8191	6298	7055	181	18
1.3	E13S	RN4F30A	44 kW	86 -> 90	<b>Y525</b>	8191	6298	7055	181	18
1.4	GA14	RS5F30A	61 kW	88 -> 90	<b>Y525</b>	8191	6298	7055	181	18
1.5	E15S	RS5F30A	55 kW	86 -> 88	<b>Y522</b>	8185	6107	7056	190	18
1.6 - 1.6 4	GA16i	RS5F31A	63 - 70 kW	88 -> 90	<b>Y504</b>	8148	2481	7055	200	18
1.6 - 1.6 12V	GA16i	RS5F31A	63 - 70 kW	88 -> 90	<b>Y522</b>	8185	6107	7056	190	18
1.6 4 - 1.6 4 12V	E16i	RS5F30A	63 - 70 kW	86 -> 90	<b>Y504</b>	8148	2481	7055	200	18
1.7 D	CD17	RS5F30A	40 kW	87 -> 88			6107	7056	190	18
1.8 GTI 16V	CA18D	RS5F50A	92 kW	88 -> 90		8166	2923	7141	215	24



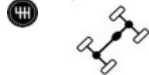








 Description	 Engine	 Gearbox - Chassis		 Year	 Code Kit	 Code	 Code	 Code	 Code	 Code
<b>SUNNY III 90 -&gt; 00</b>										
1.4 - 1.4 16V	GA14DE - DS	RS5F30A	55 - 64 kW	90 -> 95	<b>Y525</b>	8191	6298	7055	181	18
1.6 - 1.6 16V	GA16DE - DS	RS5F31A	70 - 79 kW	90 -> 00	<b>Y522</b>	8185	6107	7056	190	18
1.6 16V 4	GA16DE - DS	RS5F31A	70 - 71 kW	92 -> 00	<b>Y504</b>	8148	2481	7055	200	18
1.7 D box	CD17		40 kW	90 -> 00			6279		215	18
2.0 GTI 16V	SR20DE	RS5F31A	105 kW	90 -> 95	<b>Y514</b>	8166	6077	7056	215	18
2.0 D	CD20	RS5F31A	55 kW	95 -> 00	<b>Y504</b>	8148	2481	7055	200	18
<b>TERRANO I</b>										
2.4 4	Z24i	F55W71C	76 kW	87 -> 93	<b>Y568</b>				241	24
2.7 TD 4	TD27T	F55W71C	73 kW	93 -> 02			2362		241	24
3.0 i 4WD	VG30E		109 kW	90 -> 95			6313		250	24
<b>TERRANO II</b>										
2.4 4WD - 2.4 12V 4WD	KA24E	F55W71C	85 - 91 kW	96 -> 02			2362		241	24
2.7 TD 4WD	TD27T	F55W71C	74 kW	93 -> 96			2362		241	24
<b>TIIDA</b>										
1.5 dCI			78 kW	07 ->					230	21
1.6			81 kW	07 ->					215	26
1.8			93 kW	07 ->					225	21
<b>TRADE</b>										
2.0 D	LD20	RS5W71B	43 - 49 kW	84 -> 93			2923		215	24
2.3 D	GX3	5M		99 ->			2926		200	24
2.8 D	A428	M5	66 kW	86 -> 94			2472		241	10
3.0 D	BD30	M5	63 kW	93 ->			2472		241	10
3.0 TD	BD30	M5	92 kW	96 ->			2472		241	10
<b>URVAN 80 -&gt; 87</b>										
1.6				81 -> 82	<b>Y503</b>	8148	2968	7069	200	24
1.8	Z18	R4W71B		82 -> 85			6048	7069	225	24
1.8	Z18	R4W71B		85 -> 87			2362	7069	241	24
2.0	Z20S	R4W71B	64 kW	82 -> 85	<b>Y581</b>	8220	6048	7069	225	24
2.0	Z20S	R4W71B	64 kW	85 -> 87	<b>Y568</b>				241	24
2.2 D	SD22	R4W71B	47 Kw	80 -> 82	<b>Y581</b>	8220	6048	7069	225	24
2.3 D	SD23	R4W71B	50 kw	82 -> 85	<b>Y581</b>	8220	6048	7069	225	24
2.3 D	SD23	R4W71B	50 kw	85 -> 88			2362	7069	241	24
<b>URVAN 87 -&gt; 97</b>										
2.0	Z20S	RS5W71C	64 kW	87 -> 94			2362	7069	241	24
2.3 D	TD23	RS5W71C	51 kW	87 -> 88			6048	7069	225	24
2.4 i	Z24i	RS5W71C	76 kW	89 -> 95	<b>Y568</b>				241	24
2.5 D	TD25	RS5W71C	59 kW	88 -> 97			2362		241	24
<b>VANETTE 81 -&gt; 86</b>										
1.5	A15	R4W60L	50 kW	81 -> 86			2738	7055	181	18
2.0 D	LD20	RSW71B	47 - 49 kW	82 -> 86	<b>Y505</b>	8148	2892	7069	200	24
<b>VANETTE 86 -&gt; 94</b>										
1.5	A15	C120 - C220 - GC22	50 kW	87 -> 94	<b>Y526</b>	8191	6298	7069	181	18
2.0	Z20S - Z24i	C120 - GC22	64 kW	86 -> 94			6048	7069	225	24
2.0 D	LD20	C120 - C220 - GC22	49 kW	87 -> 95	<b>Y505</b>	8148	2892	7069	200	24
2.4	Z24i	GC22	76 kW	86 -> 93	<b>Y581</b>	8220	6048	7069	225	24
<b>VANETTE CARGO 94 -&gt;</b>										
1.6 i	GA16DE	RSW71C	71 kW	92 -> 94			2922		200	24
2.0 D	LD20	RSW71C	49 kW	92 -> 94	<b>Y558</b>				200	24
2.3 D	LD23	RSW71C	55 kW	94 ->	<b>Y558</b>				200	24

 Description	 Engine	 Gearbox - Chassis		 Year	 Code Kit	 Code	 Code	 Code		 Code
<b>X-TRAIL 01 -&gt; 07</b>										
2.2 Di 4	YD22ETI	MT.F6	84 kW	01 -> 03	<b>Y583</b>	8227	6283	7118	240	24
2.2 dCi 16V 4	YD22ETI	6M	100 kW	03 ->	<b>Y583</b>	8227	6283	7118	240	24
2.2 dCi 16V 4	YD22DDTi	MT.F6	100 kW	03 -> 07	<b>Y583</b>	8227	6283	7118	240	24
2.5 i 16V 4	QR25DE	5M	121 kW	03 ->				7118	240	24
<b>OLTCIT</b>										
<b>CLUB</b>										
1100 - 1200 - 1300				82 ->	<b>Y024</b>	8009	0375	7002	181	21
<b>OPEL</b>										
<b>ADAM</b>										
1.2			51 kW	12 ->	<b>Y321</b>	8034	2720	2 pcs.	200	14
1.4			64 - 74 kW	12 ->	<b>Y321</b>	8034	2720	2 pcs.	200	14
<b>AGILA 00 -&gt; 07</b>										
1.0 - 1.0 12V	Z10XE - XEP	F12/5	43 - 44 kW	00 -> 07	<b>Y175</b>	8129	6280	7093	190	18
1.2 16V	Z12XE	F13/5	55 kW	00 -> 04	<b>Y175</b>	8129	6280	7093	190	18
1.2 16V Twinport	Z12XEP	Eng. -> 19FN7335	59 kW	04 ->	<b>Y306</b>	8034	2722	7094	190	14
1.2 16V Twinport	Z12XEP	Eng. 19FN7336 ->	59 kW	04 ->	<b>Y307</b>	8034	2720	7094	200	14
1.3 CDTI	Z13DT	5MT	51 kW	03 ->				7094	200	14
<b>AGILA 08 -&gt;</b>										
1.0	K10B		48 - 50 kW	08 ->	<b>Y331</b>				190	18
1.2	K12B		63 - 69 kW	08 ->	<b>Y331</b>				190	18
<b>ANTARA</b>										
2.4	Z24XE	5M	103 kW	08 ->					240	23
2.0 CDTI			93 kW	07 ->					240	23
<b>ARENA</b>										
1.9 D	F8Q600	NE3	44 kW	98 -> 01	<b>Y079</b>	8133	2935	7017	200	26
2.5 D	88U780	NE3	55 - 59 kW	98 -> 01			6496		215	21
<b>ASCONA C</b>										
1.3 N	13N	F10	44 kW	81 -> 86			2782	7011	190	14
1.3 S	13S	Eng. -> 1696057	55 kW	81 -> 88			2782	7011	190	14
1.3 S	13S	Eng. 1696058 ->	55 kW	81 -> 88	<b>Y163</b>	8075	2782	7012	190	14
1.6	16N	F16	55 kW	81 -> 87	<b>Y225</b>	8035	2787	7014	200	24
1.6 D	16D	Eng. -> 14310804	40 kW	82 -> 86	<b>Y166</b>	8036	2858	7013	215	24
1.6 D	16D	Eng. 14310805 ->	40 kW	82 -> 88	<b>Y165</b>	8035	2797	7014	200	24
1.6 i	C16NZ	F13/4	55 - 60 kW	86 -> 88	<b>Y164</b>	8034	2720	7012	200	14
1.6 S	16SH	Eng. -> 14391114	66 kW	81 -> 86	<b>Y225</b>	8035	2787	7014	200	24
1.6 S	16SH	Eng. 14391115 ->	66 kW	81 -> 86	<b>Y165</b>	8035	2797	7014	200	24
1.8 E	E18NV	F16	74 kW	85 -> 86	<b>Y225</b>	8035	2787	7014	200	24
1.8 i	18E	Eng. -> 14348330	85 kW	82 -> 86	<b>Y166</b>	8036	2858	7013	215	24
1.8 i	18E	Eng. 14348331 ->	85 kW	82 -> 86	<b>Y226</b>	8096	2858	7014	215	24
1.8 N	C18NE	F16	62 kW	82 -> 86	<b>Y165</b>	8035	2797	7014	200	24
1.8 N	C18NE	F16	62 kW	87 -> 88	<b>Y168</b>	8035	2797	7012	200	24
2.0 i - 2.0 i GT	C20NE	F16	85 - 85 kW	86 -> 88	<b>Y226</b>	8096	2858	7014	215	24





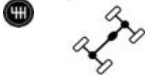








The Opel Astra is a compact car/small family car engineered and manufactured by the German automaker Opel since 1991.



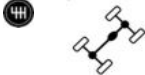






As of 2018, there have been five generations of the Astra. In a fashion typical for Opel they are designated with subsequent letters of the Latin alphabet. Opel's official convention is that the Astra is a logical continuation of the Kadett lineage, thus, the first generation of Opel Astra as the Astra F (the last Opel Kadett was the Kadett E).



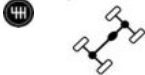








 Description	 Engine	 Gearbox - Chassis		 Year	 Code Kit	 Code	 Code	 Code	 Code	 Code	
<b>ASTRA F</b>											
1.4 - 1.4 i	14NV	F10/5	44 - 55 - 60 kW	91 -> 98	<b>Y163</b>	8075	2782	7012	190	14	
1.4 i 16 V	X14XE	F13/5	66 kW	96 -> 98	<b>Y322</b>	8075	2722	7094	190	14	
1.6	C16NZ	F13/5	52 - 55 kW	95 -> 98	<b>Y164</b>	8034	2720	7012	200	14	
1.6 i	16LZ2	F18/5	55 kW	94 -> 98	<b>Y099</b>	8139	6263	7014	215	24	
1.6 i 16V	X16XEL	Eng. -> 20B96110	74 kW	94 -> 98	<b>Y035</b>	8077	2720	7012	200	14	
1.6 i 16V	X16XEL	Eng. 20B96111 ->	74 kW	94 -> 98	<b>Y017</b>	8128	2720	7012	200	14	
1.6 Si	C16SE	Eng. -> 02V78522	74 kW	92 -> 94	<b>Y164</b>	8034	2720	7012	200	14	
1.6 Si	C16SE	Eng. 02V78523 ->	74 kW	92 -> 94	<b>Y176</b>	8076	2720	7012	200	14	
1.7 D	17D	F13/5	42 - 44 kW	92 -> 98	<b>Y164</b>	8034	2720	7012	200	14	
1.7 TD	X17DTL	F13/5	50 kW	94 -> 98	<b>Y164</b>	8034	2720	7012	200	14	
1.7 TDS	X17TD	F16/5	60 kW	92 -> 98	<b>Y021</b>	8077	2797	7014	200	24	
1.8 i	C18NZ	Eng. -> 14330715	66 kW	92 -> 98	<b>Y226</b>	8096	2858	7014	215	24	
1.8 i	C18NZ	Eng. -> 14330715	66 kW	92 -> 98	<b>Y120</b>	8096	2858	7012	215	24	
1.8 i	C18NZ	Eng. 14330716->14608700	66 kW	92 -> 98	<b>Y110</b>	8139	2858	7012	215	24	
1.8 i	C18NZ	Eng. 14330716->14608700	66 kW	92 -> 98	<b>Y108</b>	8139	2858	7014	215	24	
1.8 i	C18NZ	Eng. 14608701 ->	66 kW	92 -> 98	<b>Y103</b>	8139	6263	7012	215	24	
1.8 i	C18NZ	Eng. 14608701 ->	66 kW	92 -> 98	<b>Y099</b>	8139	6263	7014	215	24	
1.8 i	C18SEL	F16/5	85 - 92 kW	93 -> 98	<b>Y108</b>	8139	2858	7014	215	24	
2.0 i	C20NE	F16/5	85 kW	92 -> 98	<b>Y226</b>	8096	2858	7014	215	24	
2.0 i 16V	C20XE	F18/5	100 kW	95 -> 98	<b>Y099</b>	8139	6263	7014	215	24	
<b>ASTRA G</b>											
1.2 16V	X12XE	F13/5 - F17	48 - 55 kW	98 -> 00	<b>Y255</b>	8075	2782	2 pcs.	190	14	H010
1.2 16V	X12XE	F23	48 - 55 kW	98 -> 00	<b>Y255</b>	8075	2782	2 pcs.	190	14	H012
1.4 16V	ZX14XE	F13 - F17	66 kW	98 -> 00	<b>Y321</b>	8034	2720	2 pcs.	200	14	H010
1.4 16V	ZX14XE	F23	66 kW	98 -> 00	<b>Y321</b>	8034	2720	2 pcs.	200	14	H012
1.6	X14XE	F13 - F17	55 kW	98 -> 00	<b>Y321</b>	8034	2720	2 pcs.	200	14	H010
1.6	X14XE	F23	55 kW	98 -> 00	<b>Y321</b>	8034	2720	2 pcs.	200	14	H012
1.6	Z16SE	F13 - F17	62 - 76 kW	00 ->	<b>Y229</b>	8128	2720	2 pcs.	200	14	H010
1.6	Z16SE	F23	62 - 76 kW	00 ->	<b>Y229</b>	8128	2720	2 pcs.	200	14	H012
1.6 16V	X16XEL-SEL	F13 - F17	74 kW	98 ->	<b>Y229</b>	8128	2720	2 pcs.	200	14	H010
1.6 16V	X16XEL-SEL	F23	74 kW	98 ->	<b>Y229</b>	8128	2720	2 pcs.	200	14	H012
1.6 CNG	Z16YNG	F13 - F17	71 kW	03 ->	<b>Y229</b>	8128	2720	2 pcs.	200	14	H010
1.7 CDTI	Z17DTL	F13 - F17	59 kW	03 ->	<b>Y227</b>	8128	6098	2 pcs.	205	14	H010
1.7 CDTI	Z17DTL	F23	59 kW	03 ->	<b>Y227</b>	8128	6098	2 pcs.	205	14	H012
1.7 DTI 16V	Y17DT	F13 - F17	55 kW	00 ->	<b>Y227</b>	8128	6098	2 pcs.	205	14	H010
1.7 DTI 16V	Y17DT	F23	55 kW	00 ->	<b>Y227</b>	8128	6098	2 pcs.	205	14	H012
1.7 TD	X17DTL	F13 - F17	50 kW	98 -> 00	<b>Y229</b>	8128	2720	2 pcs.	200	14	H010
1.7 TD	X17DTL	F23	50 kW	98 -> 00	<b>Y229</b>	8128	2720	2 pcs.	200	14	H012
1.8 16V	Z18XE	F13 - F17	82 - 92 kW	88 -> 05	<b>Y227</b>	8128	6098	2 pcs.	205	14	H010
1.8 16V	Z18XE	F23	82 - 92 kW	88 -> 05	<b>Y227</b>	8128	6098	2 pcs.	205	14	H012
2.0 16V	X20XEV	F18	100 kW	98 -> 05	<b>Y177</b>	8139	6263	2 pcs.	215	24	H011
2.0 16V	X20XEV	F23	100 kW	98 -> 05			2855		228	14	H012
2.0 16 V Turbo	Z20LET		140 - 141 kW	00 -> 05			9114		228	14	
2.0 DI	x 20DTL	F18	60 kW	98 -> 05			2776		228	24	H011
2.0 DI	Y20DTL	F23	60 - 74 kW	98 -> 05			2885		241	23	H012
2.0 DTI 16V	Y20DTH	Chass. -> 22999999	60 kW	98 -> 04			2885		241	23	H012
2.0 DTI 16V	Y20DTH	Chass 32000001->	60 kW	98 -> 04			6340		228	14	H012
2.0 OPC	Z20LET		141 - 147 kW	02 -> 05			9114		228	14	
2.2 16V	Z22SE		108 kW	01 -> 05					230	14	H012
2.2 DTI	Y22DTR	F35	92 kW	02 -> 05					241	14	H012



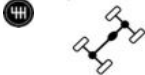













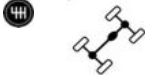



 Description	 Engine	 Gearbox - Chassis		 Year	 Code Kit	 Code	 Code	 Code	 Code	 Code
<b>ASTRA H</b>										
1.2	Z12XEP	F13 - F17		05 ->	<b>Y321</b>	8034	2720	2 pcs.	200	14
1.3 CDTI	Z13DTH		66 kW	05 ->					220	22
1.3 CDTI	Z13DTH	Easytronic	66 kW	05 ->					220	22
1.4 - 1.4 GTC	Z14XEL	F13	59 - 66 kW	04 ->	<b>Y321</b>	8034	2720	2 pcs.	200	14
1.4 - 1.4 GTC	Z14XEL	F17	59 - 66 kW	04 ->	<b>Y321</b>	8034	2720	2 pcs.	200	14
1.6	Z16XEP - ER	Eng. -> 20KC2904	77 - 85 kW	04 ->	<b>Y229</b>	8128	2720	2 pcs.	200	14
1.6	Z16XEP - ER	Eng. 20KC295 ->	77 - 85 kW	04 ->	<b>Y282</b>	8076	2782	2 pcs.	190	14
1.6 Turbo	Z16LET		132 kW	07 ->			6224		215	20
1.7 CDTI	Z17DTL	F23/5	59 kW	04 ->	<b>Y227</b>	8128	6098	2 pcs.	205	14
1.7 CDTI	Z17DTH	5 Speed	74 kW	04 ->			6340		228	14
1.8	Z18XE	Eng. -> 20KC2904	92 kW	04 ->	<b>Y229</b>	8128	2720	2 pcs.	200	14
1.8	Z18XE	Eng. 20KC295 ->	92 kW	04 ->	<b>Y282</b>	8076	2782	2 pcs.	190	14
1.8	Z18XER	Eng. -> 20KC3240	103 kW	06 ->	<b>Y227</b>	8128	6098	2 pcs.	205	14
1.9 CDTI - 1.9 CDTI 16V	Z19DT - Z19DTJ		74 - 110 kW	04 ->					240	20
2.0 Turbo	Z20LER		125 - 147 kW	04 ->					230	20
2.0 Turbo	Z20LEH		177 kW	05 ->					240	20
<b>ASTRA J</b>										
1.3 CDTI	A13DTE		70 kW	09 ->			6360		215	22
1.4	A16XER		64 - 74 kW	09 -> 15	<b>Y341</b>	8230	9351	2 pcs.	205	14
1.4 Turbo	A14NET		88 - 103 kW	09 ->			6224		215	20
1.6	A16XER		85 kW	09 -> 15	<b>Y341</b>	8230	9351	2 pcs.	205	14
1.6 Turbo	A16LET		132 kW	09 ->			6224		215	20
<b>CALIBRA</b>										
2.0 i - 2.0 i 4	C20NE	Eng. -> 14608700	85 kW	90 -> 97	<b>Y226</b>	8096	2858	7014	215	24
2.0 i - 2.0 i 4	C20NE	Eng. 14608701 / Chass. S ->	85 kW	90 -> 97	<b>Y108</b>	8139	2858	7014	215	24
2.0 i - 2.0 i 4	C20NE	Chass. T ->	85 kW	90 -> 97	<b>Y099</b>	8139	6263	7014	215	24
2.0 i 16V - 2.0 i 16V 4	X20XEV	Chass. -> S	100 kW	94 -> 97	<b>Y108</b>	8139	2858	7014	215	24
2.0 i 16V - 2.0 i 16V 4	X20XEV	Chass. T ->	100 kW	94 -> 97	<b>Y099</b>	8139	6263	7014	215	24
2.0 i 16V - 2.0 i 16V 4	C20XE	Eng. -> 14128448	110 kW	90 -> 94			2776	7014	228	24
2.0 i 16V - 2.0 i 16V 4	C20XE	Eng. 14128448 ->	110 kW	90 -> 94			2776	7014	228	24
2.0 i Turbo 4	C20LET	F28/6	150 kW	91 -> 97			2855	7014	228	14
2.5 i V6	X25XE		125 kW	93 -> 97			2855	7014	228	14
<b>CAMPO</b>										
2.2 Diesel	C223		39 kW	91 -> 96			2948	7109	215	24
2.3	4ZD1		72 kW	91 -> 96			2948		215	24
2.5 Diesel	4JA1	M75	54 kW	91 -> 94			2949		225	24
2.5 Turbo Diesel	4JA1T	M75	54 kW	94 ->			2949		225	24
<b>COMBO 94 -&gt; 01</b>										
1.2	C12NZ		33 kW	94 -> 01	<b>Y163</b>	8075	2782	7012	190	14
1.4	C14NZ	5M	44 - 60 kW	94 -> 01	<b>Y321</b>	8034	2720	2 pcs.	200	14
1.4 16V	X14XE	F13/5	66 kW	99 -> 01	<b>Y322</b>	8075	2722	7094	190	14
1.7 D	17D	F16/5	42 kW	94 -> 01	<b>Y176</b>	8076	2720	7012	200	14
<b>COMBO 01 -&gt;</b>										
1.4 16V	Z14XEP	F17/5	66 kW	05 ->	<b>Y321</b>	8034	2720	2 pcs.	200	14
1.4 16V	Z14XEP	Easytronic	66 kW	05 ->	<b>Y321</b>	8034	2720	2 pcs.	200	14
1.6	Z16SE	Eng. -> 20AX2408	62 - 64 kW	01 ->	<b>Y229</b>	8128	2720	2 pcs.	200	14
1.6	Z16SE	Eng. 20AX240 ->	62 - 64 kW	01 ->	<b>Y227</b>	8128	6098	2 pcs.	205	14
1.6 16V CNG	Z16YNG	Eng. -> 20KC2904	69 - 71 kW	05 ->	<b>Y227</b>	8128	6098	2 pcs.	205	14
1.6 16V CNG	Z16YNG	Eng. 20KC2905 ->	69 - 71 kW	05 ->	<b>Y341</b>	8230	9351	2 pcs.	205	14
1.7 DI 16V	Y17DTL	F17/5	48 kW	01 ->	<b>Y227</b>	8128	6098	2 pcs.	205	14
1.7 DTI 16V	Y17DT	F17/5	55 kW	01 ->	<b>Y227</b>	8128	6098	2 pcs.	205	14
1.7 CDTI 16V	Z17DTH	5M	74 kW	04 ->			6340		228	14

 Description	 Engine	 Gearbox - Chassis	 Year	 Code Kit	 Code	 Code	 Code	 Code	 Code	 Code
<b>CORSA A</b>										
1.0	10N - 10S	F10/4	29 - 37 kW	82 -> 86			2782	7011	190	14
1.0	10S	F13/5	37 kW	86 -> 93	<b>Y163</b>	8075	2782	7012	190	14
1.2	12NV - 12ST	F13/5	37 - 40 kW	86 -> 93	<b>Y163</b>	8075	2782	7012	190	14
1.2	12ST	F10/4	40 kW	82 -> 86			2782	7011	190	14
1.2 i	C12NZ	F13/5	33 kW	91 -> 93	<b>Y163</b>	8075	2782	7012	190	14
1.3	13SB	F13/5	55 kW	82 -> 86			2782	7011	190	14
1.3	13SB	F13/5	55 kW	86 -> 93	<b>Y163</b>	8075	2782	7012	190	14
1.4 - 1.4 i	14NV	F13/5	44 - 60 kW	89 -> 93	<b>Y163</b>	8075	2782	7012	190	14
1.5 D - 1.5 TD	4EC1	F13/5	37 - 48 kW	87 -> 93	<b>Y176</b>	8076	2720	7012	200	14
1.6 i	C16NZ	F13/5	55 - 74 kW	88 -> 93	<b>Y164</b>	8034	2720	7012	200	14
<b>CORSA B</b>										
1.0 i 12V	X10XE	F13/5	40 kW	97 -> 00	<b>Y254</b>	8076	2722	7012	190	14
1.2 - 1.2 i	12NZ	F10/5	33 kW	93 -> 00	<b>Y163</b>	8075	2782	7012	190	14
1.2 i 16V	X12XE	F10/5	48 kW	98 -> 00	<b>Y307</b>	8034	2720	7094	200	14
1.4 i - 1.4 S	C14NZ	F10/5	44 - 60 kW	93 -> 00	<b>Y163</b>	8075	2782	7012	190	14
1.4 i 16V	C14SEL	F15/5	63 - 66 kW	95 -> 00	<b>Y322</b>	8075	2722	7094	190	14
1.5 D - 1.5 TD	15D - 15TD	F13/5	37 - 49 kW	93 -> 00	<b>Y176</b>	8076	2720	7012	200	14
1.6 i 16V	C16XE	F15/5	74 - 80 kW	93 -> 00	<b>Y035</b>	8077	2720	7012	200	14
1.7 D	X17D	F13/5	44 kW	96 -> 00	<b>Y176</b>	8076	2720	7012	200	14
<b>CORSA C</b>										
1.0	Z10XE - XEP	F13/5	43 - 44 kW	00 -> 09	<b>Y284</b>	8076	2720	2 pcs.	200	14
1.0	Z10XE - XEP	Easytronic	43 - 44 kW	00 -> 09	<b>Y284</b>	8076	2720	2 pcs.	200	14 H010
1.2	Z12XE	Eng. -> 19FN7335	55 - 59 kW	00 -> 09	<b>Y255</b>	8075	2782	2 pcs.	190	14
1.2	Z12XE	Easytronic	55 - 59 kW	00 -> 09	<b>Y255</b>	8075	2782	2 pcs.	190	14 H010
1.2 Twinport	Z12XEP	Eng. -> 19FN7335	55 - 59 kW	04 ->	<b>Y255</b>	8075	2782	2 pcs.	190	14
1.3 TDCI	Z13DT		51 kW	03 -> 09						H010
1.4	Z14XE	F13/5	66 kW	00 ->	<b>Y321</b>	8034	2720	2 pcs.	200	14
1.4 Twinport	Z14XE	Easytronic	66 kW	00 ->	<b>Y321</b>	8034	2720	2 pcs.	200	14 H010
1.6 i 16V	Z16YNG		71 kW	05 ->	<b>Y282</b>	8076	2782	2 pcs.	190	14
1.7 CDTI	Z17DTH		74 kW	03 -> 09					228	14 H012
1.7 DI	Y17DTL	F17/5	48 kW	00 ->	<b>Y227</b>	8128	6098	2 pcs.	205	14
1.7 DTI	Y17DT	F17/5	55 kW	00 -> 09	<b>Y227</b>	8128	6098	2 pcs.	205	14 H010
1.8	Z18XE	F17/5	92 kW	00 -> 09	<b>Y227</b>	8128	6098	2 pcs.	205	14 H010
<b>CORSA D</b>										
1.0	Z10XEP	F17	44 - 48 kW	06 ->	<b>Y284</b>	8076	2720	2 pcs.	200	14 H010
1.2	A12XEL	F17	51 kW	10 ->	<b>Y321</b>	8034	2720	2 pcs.	200	14 H010
1.2 - 1.2 LPG	Z12XEP	F17	59 kW	06 ->	<b>Y321</b>	8034	2720	2 pcs.	200	14 H010
1.2	A12XER	Easytronic	63 kW	10 ->	<b>Y321</b>	8034	2720	2 pcs.	200	14 H010
1.3 CDTI	Z13DTH		66 - 70 kW	06 ->					220	22 H001
1.3 CDTI	Z13DTH	Easytronic	66 - 70 kW	06 ->					220	22 H008
1.3 CDTI	Z13DTH	F17	70 kW	06 ->			6360		220	22 H010
1.4	Z14XEP	F17	64 - 66 - 74 kW	06 ->	<b>Y321</b>	8034	2720	2 pcs.	200	14 H010
1.6 Turbo	Z16LEL		110 - 141 kW	07 ->			6224		215	20 H001
<b>FRONTERA A</b>										
2.0 i	C20NE			92 -> 98		8096	2948		215	24
2.2 i	X22XE		85 kW	95 -> 98			6264		241	24
2.3 TD			74 kW	92 -> 98			6341		241	24
2.4 i	C24NE		92 kW	92 -> 98			6315		241	24
2.5 TDS			85 kW	96 -> 98			6491		240	24
<b>FRONTERA B</b>										
2.2 i	X22XE		100 kW	98 ->			6264		241	24
2.2 DTI	X22DTH		88 kW	98 ->			6226		238	24

 Description	 Engine	 Gearbox - Chassis	 Year	 Code Kit	 Code	 Code	 Code	 Code	 Code	 Code
<b>INSIGNIA</b>										
1.6	A16XER		85 kW	08 ->			6224		215	20
1.6 Turbo	A16LET		132 kW	08 ->			6224		215	20
1.8	A18XER		103 kW	08 ->			6224		215	20
2.0 CDTI	A20DTE		88 - 103 - 118 kW	12 ->			6370		250	23
2.0 CDTI Biturbo	A20DTR		140 - 143 kW	08 ->			6370		250	23
<b>KADETT D</b>										
1.0	10N - 10S	F10/4	29 - 37 kW	79 -> 82			2782	7011	190	14
1.2	12N	F10/4 - 5	38 - 44 kW	79 -> 84			2782	7011	190	14
1.3	13N	F10/4 - 5	44 - 55 kW	79 -> 84			2782	7011	190	14
1.6	16SH	S16/4 - 5	66 kW	79 -> 84	<b>Y165</b>	8035	2797	7014	200	24
1.6 D	16D		40 kW	82 -> 84	<b>Y166</b>	8036	2858	7013	215	24
<b>KADETT E</b>										
1.2	OHC - OHV	Eng. -> 1131436	40 kW	84 -> 86			2782	7011	190	14
1.2	OHC - OHV	Eng. 1131437 ->	40 kW	84 -> 86	<b>Y163</b>	8075	2782	7012	190	14
1.3	13S	Eng. -> 19505999	44 - 55 kW	84 -> 91			2782	7011	190	14
1.3	13S	Eng. 19570000 ->	44 - 55 kW	84 -> 91	<b>Y163</b>	8075	2782	7012	190	14
1.4	C14NZ	5M	44 - 55 kW	90 -> 91	<b>Y322</b>	8075	2722	7094	190	14
1.5 TD	15TD	F16	53 kW	88 -> 91	<b>Y173</b>	8076	2797	7014	200	24
1.6 D	16D	F13	40 kW	84 -> 89	<b>Y307</b>	8034	2720	7094	200	14
1.6 D	16DA	Eng. -> 14310804	40 kW	84 -> 89	<b>Y166</b>	8036	2858	7013	215	24
1.6 D	16DA	Eng. 14310805 -> 14478630	40 kW	84 -> 89	<b>Y165</b>	8035	2797	7014	200	24
1.6 D	16DA	Eng. 14478631 ->	40 kW	84 -> 89	<b>Y244</b>	8034	2797	7014	200	24
1.6 KAT - 1.6 S	C16NZ	F13	60 kW	86 -> 91	<b>Y164</b>	8034	2720	7012	200	14
1.6 S	16SH	F16	66 kW	84 -> 86	<b>Y165</b>	8035	2797	7014	200	24
1.7 D	17D	F13	42 kW	89 -> 91	<b>Y307</b>	8034	2720	7094	200	14
1.7 D	17D	F16	42 kW	89 -> 91	<b>Y165</b>	8035	2797	7014	200	24
1.8 i - 1.8 GSI	C18NZ - 18E	F16	60 - 82 kW	84 -> 91	<b>Y226</b>	8096	2858	7014	215	24
1.8 S	S18NV	F16	60 - 74 kW	87 -> 97	<b>Y165</b>	8035	2797	7014	200	24
2.0 i - 2.0 GSI	C20NE	F13	85 - 95 kW	86 -> 91	<b>Y120</b>	8096	2858	7012	215	24
2.0 i - 2.0 GSI	C20NE	F16	85 - 95 kW	86 -> 91	<b>Y226</b>	8096	2858	7014	215	24
<b>MANTA</b>										
1.3 S	13S		55 kW	80 -> 86			2782	7011	190	14
1.8 S	18S		66 kW	82 -> 87	<b>Y169</b>	8035	2980	7012	200	14
2.0 E	20E	Chass. H6000001 ->	74 kW	77 -> 88		8096	2325	7012	215	14
<b>MERIVA 03 -&gt; 10</b>										
1.4 16V Twinport	Z14XEP		66 kW	04 -> 10	<b>Y321</b>	8034	2720	2 pcs.	200	14
1.6	Z16SE	Eng. -> 20AX2408	64 kW	03 -> 10	<b>Y229</b>	8128	2720	2 pcs.	200	14
1.6	Z16SE	Eng. 20AX2408 ->	64 kW	03 -> 10	<b>Y227</b>	8128	6098	2 pcs.	205	14
1.6 16V	Z16XE	Eng. -> 20AX2408	64 - 74 kW	03 -> 10	<b>Y229</b>	8128	2720	2 pcs.	200	14
1.6 16V	Z16XE	Eng. 20AX2408 ->	64 - 74 kW	03 -> 10	<b>Y227</b>	8128	6098	2 pcs.	205	14
1.6	Z16XEP	Eng. -> 20KC2904	77 kW	06 -> 10	<b>Y227</b>	8128	6098	2 pcs.	205	14
1.6 Turbo	Z16LET	M32	132 kW	05 -> 10			6224		215	20 H001
1.7 DTI	Y17DTH	F17/5	55 kW	03 -> 10	<b>Y227</b>	8128	6098	2 pcs.	205	14
1.7 CDTI	Z17DTH		74 kW	03 -> 10			6340		228	14 H012
1.7 CDTI	Z17DTR	5M	92 kW	06 -> 10					228	14 H002
1.8	Z18XE	Eng. -> 20KC2904	92 kW	06 -> 10	<b>Y227</b>	8128	6098	2 pcs.	205	14
<b>MERIVA B 10 -&gt;</b>										
1.3 CDTI			70 kW	10 ->			6360		215	22
1.4			74 kW	10 ->	<b>Y341</b>	8230	9351	2 pcs.	205	24
1.4 - 1.4 LPG	A14NET		103 kW				6224		215	20

 Description	 Engine	 Gearbox - Chassis		 Year	 Code Kit	 Code	 Code	 Code	 Code	 Code	
<b>MOVANO</b>											
2.2 DTI	G9T720		66 kW	00 ->			6348		241	21	H022
2.5 CDTI	G9U632		74 kW	07 ->			6348		241	21	H021
2.5 CDTI	G9U632		88 kW	06 ->			6348		241	21	H021
2.5 CDTI	G9U650		107 kW	06 ->			6348		241	21	H021
2.5 DTI	G9U720		84 kW	01 ->			6348		241	21	H021
<b>MOKKA</b>											
1.4 4	A 14 NET	Only for listed OE N°	103 kW	12 ->							H001
1.4 4	A 14 NET	Only for listed OE N°	103 kW	12 ->							H002
1.7 CDTI - 1.7 CDTI 4	A 17 DTS	Only for listed OE N°	96 kW	12 ->							H001
1.7 CDTI - 1.7 CDTI 4	A 17 DTS	Only for listed OE N°	96 kW	12 ->							H002
<b>MONZA</b>											
2.5	H25E	5 speed	100 kW	81 -> 86			2877		230	14	
2.8	28H	5 speed	103 kW	78 -> 81							
3.0	H - E		110 - 132 kW				1525		241	10	
<b>OMEGA A</b>											
1.8 - N	18NV - 18 SV	Chass. -> J1153529	65 - 85 kW	86 -> 94	<b>Y169</b>	8035	2980	7012	200	14	
1.8 - N	18NV - 18 SV	Chass. J1153530 ->	65 - 85 kW	86 -> 94	<b>Y042</b>	8096	2696	7012	216	14	
2.0 - 2.0 i	C20NE	R25	73 - 90 kW	86 -> 94	<b>Y042</b>	8096	2696	7012	216	14	
2.3 D - 2.3 TD	23DTR	Chass. -> K1148792	54 - 66 kW				2877	7012	230	14	
2.3 D - 2.3 TD	23YD	Chass. K1148793 ->	54 - 66 kW				2877		230	14	
2.4	C24NE		92 kW	88 -> 94			2877	7012	230	14	
<b>OMEGA B</b>											
2.0	20SE		85 kW	94 -> 00	<b>Y113</b>	8139	6093	2 pcs.	215	14	
2.0 16V	X20XE		100 kW	94 -> 99	<b>Y113</b>	8139	6093	2 pcs.	215	14	
2.0 DTI 16V	X20DTH		74 kW	00 -> 03			6342		241	14	
2.2 16V	Y22XE		106 kW	99 -> 03			6356		228	14	
2.5 TD	X25TD		96 kW	01 -> 03			6342		241	14	
2.5 V6	X25XE		125 kW	94 -> 03			6342		241	14	
2.6 V6	Y26SE		132 kW	00 -> 03			6342		241	14	
3.0 V6	X30XE		155 kW	94 -> 01			6342		241	14	
3.2 V6	Y32SE		160 kW	01 -> 03			6342		241	14	
<b>RASCAL</b>											
1.0				84 -> 93	<b>Y329</b>		2512		180	18	
<b>REKORD E</b>											
1.8 - E - S	18NV - 18 S		55 - 66 - 74 kW	82 -> 86	<b>Y169</b>	8035	2980	7012	200	14	
2.0 D	20D	5 speed	43 kW	77 -> 82	<b>Y170</b>	8177	2877	7011	230	14	
2.2 D	23D	5 speed	48 - 52 kW	78 -> 86	<b>Y170</b>	8177	2877	7011	230	14	
2.2 TD	23TD	5 speed	63 kW	84 -> 86	<b>Y170</b>	8177	2877	7011	230	14	
<b>SENATOR A</b>											
2.2 TD	23TD	5 speed	63 kW	84 -> 86	<b>Y170</b>	8177	2877	7011	230	14	
<b>SIGNUM</b>											
1.8	Z18XE	F17/5	92 - 103 kW	03 ->	<b>Y227</b>	8128	6098	2 pcs.	205	14	H010
1.9 CDTI	Z19DTL		74 - 88 kW	04 ->					240	20	H002
2.0 DTI	Y20DTH		74 kW	03 ->			6340		228	14	H012
2.2 Direct	Z22YH	5 Speed	114 kW	03 ->			6340		228	14	H012
2.2 Direct	Z22YH	6 Speed	114 kW	03 ->					230	20	H001
2.2 DTI	Y22DTR	5M	92 kW	03 ->			6221		238	14	H012
<b>SINTRA</b>											
2.2 16V	X22XE	F25/5	100 kW	96 -> 99			2855		228	14	H012
<b>SPEEDSTER</b>											
2.0 Turbo	Z20LET		147 kW	01 -> 05			9114		228	14	
2.2	Z22SE		108 kW	00 ->							

 Description	 Engine	 Gearbox - Chassis		 Year	 Code Kit	 Code	 Code	 Code			
<b>TIGRA</b>											
1.4 16V	X14XE	F15/5	63 - 66 kW	94 > 00	<b>Y307</b>	8034	2720	7094	200	14	
1.6 16V	X16XE	Eng. -> 20B96111	74 - 78 kW	94 > 98	<b>Y035</b>	8077	2720	7012	200	14	
1.6 16V	X16XE	Eng. 20B96112 ->	74 - 78 kW	94 > 98		8128	2720	7094	200	14	
<b>TIGRA Twin Top</b>											
1.4	Z14XEP	Easytronic	66 kW	04 >	<b>Y321</b>	8034	2720	2 pcs.	200	14	H010
1.8 Twin Top	Z18XE	Eng. -> 20KC2904	92 kW	04 >	<b>Y227</b>	8128	6098	2 pcs.	205	14	H010
<b>VECTRA A</b>											
1.4	14NV	F10	55 kW	88 > 92	<b>Y322</b>	8075	2722	7094	190	14	
1.6 - 1.6 i	C16NZ	F13/4	52 - 55 - 60 kW	88 > 95	<b>Y164</b>	8034	2720	7012	200	14	
1.7 D	17D	F13/4	42 - 44 kW	88 > 95	<b>Y164</b>	8034	2720	7012	200	14	
1.7 TD	X17DT	F16/5	60 kW	90 > 95	<b>Y021</b>	8077	2797	7014	200	24	
1.8 KAT	C18NZ	Chass. -> N	65 - 66 kW	90 > 95	<b>Y226</b>	8096	2858	7014	215	24	
1.8 KAT	C18NZ	Chass. P ->	65 - 66 kW	90 > 95	<b>Y108</b>	8139	2858	7014	215	24	
1.8 S	18SV	Chass. -> N	66 kW	89 > 90	<b>Y165</b>	8035	2797	7014	200	24	
1.8 S	18SV	Chass. P ->	65 kW	88 > 89	<b>Y108</b>	8139	2858	7014	215	24	
1.8 S - 1.8 4	E18NVR	F16	65 kW	88 > 92	<b>Y226</b>	8096	2858	7014	215	24	
2.0 i - 2.0 i 4	20SEH	F16	95 kW	88 > 95	<b>Y226</b>	8096	2858	7014	215	24	
2.0 i - 2.0 i KAT - 2.0 i KAT 4	C20NE	Chass. R ->	85 kW	88 > 95	<b>Y108</b>	8139	2858	7014	215	24	
2.0 i - 2.0 i KAT - 2.0 i KAT 4	C20NE	Chass. -> P	85 kW	94 > 95	<b>Y226</b>	8096	2858	7014	215	24	
2.0 i 16V - 2.0 i 16V 4	X20XEV	F16	85 - 100 kW	94 > 95	<b>Y108</b>	8139	2858	7014	215	24	
2.0 i 16V Turbo 4	C20LET	F28/6	150 kW	94 > 95			2855	7014	228	14	
2.5 CD 4 - 2.5 V6	C25XE	F25/5	125 kW	92 > 95			2855	7014	228	14	
2000 GT	20XE	F18/5	110 - 115 kW	89 > 95			2776	7014	228	24	
<b>VECTRA B</b>											
1.6 i with catalyst	X16SZR	F13	55 kW	95 > 02	<b>Y321</b>	8034	2720	2 pcs.	200	14	H010
1.6 i with catalyst	X16SZR	F23	55 kW	95 > 02	<b>Y321</b>	8034	2720	2 pcs.	200	14	H012
1.6 i without catalyst	16LZ2	F17 - F18	55 kW	95 > 02	<b>Y177</b>	8139	6263	2 pcs.	215	24	H010
1.6 i without catalyst	16LZ2	F23	55 kW	95 > 02	<b>Y177</b>	8139	6263	2 pcs.	215	24	H012
1.6 i 16V	Y16XE - Z16XE	Eng. -> 20B96111	74 kW	95 > 02	<b>Y071</b>	8077	2720	2 pcs.	200	14	
1.6 i 16V	Y16XE - Z16XE	F15/17 - Eng. 20B96112 ->	74 kW	95 > 02	<b>Y227</b>	8128	6098	2 pcs.	205	14	H010
1.6 i 16V	Y16XE - Z16XE	F23 - Eng. 20B96112 ->	74 kW	95 > 02	<b>Y229</b>	8128	2720	2 pcs.	200	14	H012
1.7 TD	X17DT	F18/5	60 kW	95 > 98	<b>Y230</b>	8077	2797	2 pcs.	200	24	H011
1.8 i 16V	X18XE	F17 - F18	85 kW	95 > 00	<b>Y177</b>	8139	6263	2 pcs.	215	24	H011
1.8 i 16V	X18XE	F23	85 kW	95 > 00	<b>Y177</b>	8139	6263	2 pcs.	215	24	
1.8 i 16V	X18XE1	F23	85 kW	95 > 00	<b>Y227</b>	8128	6098	2 pcs.	205	14	H012
1.8 i 16V	X18XE1	F17	85 kW	95 > 00	<b>Y227</b>	8128	6098	2 pcs.	205	14	H010
1.8 i 16V	Z18XE	F23	92 kW	00 > 03	<b>Y227</b>	8128	6098	2 pcs.	205	14	H012
1.8 i 16V	Z18XE	F17	92 kW	00 > 03	<b>Y227</b>	8128	6098	2 pcs.	205	14	H010
2.0 DI 16V	X20DTL	F18	60 kW	97 > 00					228	24	H011
2.0 DI 16V	X20DTL	F23	60 kW	97 > 00			2855		228	14	
2.0 DTI 16V	X20DTH - Y20DTH	F18	74 kW	97 > 00					228	24	H011
2.0 DTI 16V	X20DTH - Y20DTH	F23/5	74 kW	97 > 00			2855		228	14	
2.0 i	20NEJ	F18	82 kW	95 > 02	<b>Y177</b>	8139	6263	2 pcs.	215	24	
2.0 i 16V	C20SEL	F18	100 kW	95 > 00	<b>Y177</b>	8139	6263	2 pcs.	215	24	H011
2.0 i 16V	C20SEL	F23	100 kW	95 > 00	<b>Y321</b>	8034	2720	2 pcs.	200	14	
2.5 V6	X25XE	F25/5	125 - 143 kW	95 > 00			2855		228	14	



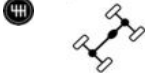








 Description	 Engine	 Gearbox - Chassis	 Year	 Code Kit	 Code	 Code	 Code	 Code	 Code	 Code	
<b>VECTRA C</b>											
1.6 16V	Z16XE	F17 - Eng. -> 20AX2408	74 kW	04 ->	<b>Y229</b>	8128	2720	2 pcs.	200	14	H010
1.6 16V	Z16XE	F23/35 - Eng. -> 20AX2408	74 kW	04 ->	<b>Y227</b>	8128	6098	2 pcs.	205	14	H012
1.6 16V	Z16XE	F17 - Eng. 20AX2409 ->	74 kW	04 ->	<b>Y227</b>	8128	6098	2 pcs.	205	14	H010
1.6 16V	Z16XEP	Eng. -> 20KC2904	77 kW	06 ->	<b>Y227</b>	8128	6098	2 pcs.	205	14	H010
1.6 16V	Z16XEP	Eng. 20KC2905 ->	77 kW	06 ->			6098		205	14	H010
1.8 - 1.8 16V	Z18XE	F17	81 kW	02 ->	<b>Y227</b>	8128	6098	2 pcs.	205	14	H010
1.8	Z18XER	Eng. -> 20KC3240	103 kW	06 ->	<b>Y227</b>	8128	6098	2 pcs.	205	14	H010
1.8	Z18XER	Eng. 20KC3240 ->	103 kW	06 ->					205	14	H010
1.9 CDTI	Z19DTL		74 - 88 kW	04 ->					240	20	H002
2.0 DTI 16V	Y20DTH	F23	74 kW	02 ->			6340		228	14	H012
2.2 16V	Z22SE	F23	108 kW	02 ->			6340		228	14	H012
2.2 Direct	Z22YH		114 kW	03 ->			6340		228	14	H001
2.2 DTI 16V	Y22DTR	5M	92 kW	02 ->			6221		238	14	H012
<b>ZAFIRA 99 -&gt; 05</b>											
1.6 - 1.6 CNG	Z16YNG	F18	69 - 77 kW	01 -> 05	<b>Y227</b>	8128	6098	2 pcs.	205	14	H010
1.6 16V	Z16XE	F13 - F17	74 kW	99 -> 05	<b>Y229</b>	8128	2720	2 pcs.	200	14	H010
1.6 16V	Z16XEL	F23	74 kW	99 -> 05	<b>Y227</b>	8128	6098	2 pcs.	205	14	H012
1.8 16V	X18XE	F13 - F17	85 - 92 kW	99 -> 05	<b>Y227</b>	8128	6098	2 pcs.	205	14	H010
1.8 16V	X18XE1	F23	85 - 92 kW	00 -> 05	<b>Y344</b>	8230	6098	2 pcs.	205	14	
2.0 DI 16V	X20DTL	F23	60 kW	99 -> 05			2855		228	14	H012
2.0 DTI 16V	Y20DTH	Chass. -> 22999999	74 kW	00 -> 05			2855		228	14	H012
2.0 DTI 16V	Y20DTH	Chass. 32000001 ->	74 kW	00 -> 05			6340		228	14	H012
2.0 OPC	Z20LET		141 - 147 kW	01 -> 05			9114		228	14	
2.2 16V	Z22SE	F23	108 kW	02 ->					228	14	H012
2.2 DTI 16V	Y22DTR	5M	92 kW	02 -> 05					238	14	H012
<b>ZAFIRA 05 -&gt;</b>											
1.6	Z16YNG	Flywheel depth 19,2mm	69 kW	06 ->	<b>Y227</b>	8128	6098	2 pcs.	205	14	H010
1.6	Z16YNG	Eng. 20KD3152 ->	69 kW	06 ->					205	14	H010
1.6	Z16XE1 - Z16XER	Flywheel depth 19,2mm	77 - 85 kW	05 ->	<b>Y227</b>	8128	6098	2 pcs.	205	14	H010
1.6	Z16XE1 - Z16XER	Eng. 20KC2905 ->	77 - 85 kW	05 ->	<b>Y341</b>	8230	9351	2 pcs.	205	14	H010
1.6 CNG Turbo	A16XNT		110 kW	09 ->			6224		215	20	H001
1.8	A18XER	Flywheel depth 19,2mm	103 kW	05 ->	<b>Y227</b>	8128	6098	2 pcs.	205	14	H010
1.8	A18XER	Eng. 20KC3241 ->	103 kW	05 ->					205	14	H010
1.9 CDTI	Z19DTL		74 - 88 kW	04 ->					240	20	H002
2.0	Z22YH		147 Kw	05 ->					230	20	H001
2.0 DI 16V	X20DTL	F18	60 kW	05 ->					228	24	H001
2.2	Z20LER		110 kW	05 ->					230	20	H001



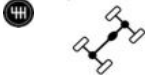










*The Opel Corsa is a supermini car engineered and produced by the German automobile manufacturer Opel since 1982.*

*It has been sold under a variety of other brands (most notably Vauxhall, Chevrolet, and Holden) and also spawned various derivatives in different markets.*



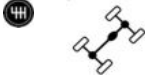








*Its current fifth generation is built in Spain and in Germany. However, despite its global presence, it has never been sold in the United States or Canada.*

 Description	 Engine	 Gearbox - Chassis		 Year	 Code Kit	 Code	 Code	 Code		 Code
<b>PEUGEOT</b>										
<b>104</b>										
1.0	XV3	BH3	24 - 33 kW	83 > 88	<b>Y023</b>	8009	1712	7004	181	20
1.1	XW3	BH3	37 - 49 kW	76 > 88	<b>Y023</b>	8009	1712	7004	181	20
1.2	XZ5	BH3	42 kW	79 > 83	<b>Y023</b>	8009	1712	7004	181	20
1.4	XY6B	BH3	53 - 58 kW	79 > 83	<b>Y023</b>	8009	1712	7004	181	20
<b>106 91 -&gt; 96</b>										
1.0 - 1.0 i	TU9/K	MA4 - MA5	33 - 37 kW	91 > 96	<b>Y131</b>	8009	2671	7005	181	18
1.1 - 1.1 i	TU1/K	MA4 - MA5	38 - 44 kW	91 > 96	<b>Y131</b>	8009	2671	7005	181	18
1.3 Rallye	TU2J2/L	MA5	74 kW	93 > 96	<b>Y131</b>	8009	2671	7005	181	18
1.4 - 1.4 i	TU3.2/K	MA5	44 - 55 kW	91 > 96	<b>Y131</b>	8009	2671	7005	181	18
1.4 D	TUD3/L	MA4	37 kW	92 > 96	<b>Y025</b>	8011	2646	7005	181	18
1.4 Xsi	TUF3FJ2	MA5	70 - 74 kW	91 > 96	<b>Y131</b>	8009	2671	7005	181	18
1.5 D	TUD5/L	MA5	40 - 43 kW	94 > 96	<b>Y298</b>	8174	6084	7005	181	18
1.6 i - 1.6 Xsi	TU5J2/L	MA5	66 - 77 kW	91 > 97	<b>Y131</b>	8009	2671	7005	181	18
<b>106 96 -&gt; 03</b>										
1.0 i	CDY		33 - 37 kW	97 >	<b>Y020</b>	8014	2937	7006	181	18
1.1 i	HDY		40 - 44 kW	97 >	<b>Y020</b>	8014	2937	7006	181	18
1.4 - 1.4 i	KFW		55 kW	97 >	<b>Y020</b>	8014	2937	7006	181	18
1.5 D	VJY		40 kW	96 >	<b>Y298</b>	8174	6084	7005	181	18
1.6 i - S16	NFW		65 - 74 - 87 kW	96 >	<b>Y073</b>	8021	2938	7006	200	18
<b>107 96 -&gt; 03</b>										
1.0	IKR	5 Speed	50 kW	05 >	<b>Y325</b>	8197	6099	7111	190	19
<b>205</b>										
1.0	XV8	BH3/4	26 kW	83 > 88	<b>Y023</b>	8009	1712	7004	181	20
1.0 - 1.0 i	TU9/K	MA4 - MA5	33 kW	87 > 98	<b>Y131</b>	8009	2671	7005	181	18
1.0 i	TU9/K	MA5	33 kW	98 >	<b>Y020</b>	8014	2937	7006	181	18
1.1	E1	BE1/4	41 kW	84 > 88	<b>Y028</b>	8009	1523	7025	181	18
1.1	F1	BE1/5	47 kW	84 > 87	<b>Y028</b>	8009	1523	7025	181	18
1.1	XW7	BE3/5	37 kW	83 > 88	<b>Y023</b>	8009	1712	7004	181	20
1.1 - 1.1 i	TU1/K	MA4 - MA5	38 - 44 kW	87 > 98	<b>Y131</b>	8009	2671	7005	181	18
1.3	G1	BE1/5	48 kW	84 > 88	<b>Y028</b>	8009	1523	7025	181	18
1.3	G1	Only for Spain	48 kW	89 > 93	<b>Y030</b>	8009	1523	7005	181	18
1.3 Rallye	TU24	MA5	76 kW	87 > 93	<b>Y131</b>	8009	2671	7005	181	18
1.4	XY6B	BH3/4 - 5	43 - 59 kW	83 > 94	<b>Y023</b>	8009	1712	7004	181	20
1.4	Y2/K	BE1/5	61 kW	84 > 87	<b>Y135</b>	8056	1713	7025	190	18
1.4 - 1.4 i	TU3	BE3/5	44 - 63 kW	87 > 98	<b>Y131</b>	8009	2671	7005	181	18
1.4 i	TU3M	MA5	55 kW	98 >	<b>Y020</b>	8014	2937	7006	181	18
1.6	J2	BE3/5	70 kW	89 > 93	<b>Y192</b>	8028	2489	7005	200	18
1.6 - 1.6 i - 1.6 GTI	XU51C	BE1/5	54 - 85 kW	83 > 89	<b>Y070</b>	8028	2331	7025	200	18
1.6 - 1.6 i - 1.6 GTI	XU51C	BE3/5	59 - 85 kW	89 > 98	<b>Y192</b>	8028	2489	7005	200	18
1.6 GTX	J2	BE1/5	70 kW	84 > 87	<b>Y070</b>	8028	2331	7025	200	18
1.7 D	XUD7	BE1/4	44 kW	83 > 89	<b>Y072</b>	8028	2489	7025	200	18
1.7 D	XUD7	BE3/5	44 kW	89 > 98	<b>Y192</b>	8028	2489	7005	200	18
1.7 TD	XUD7T	BE3/5	57 kW	90 > 98	<b>Y057</b>	8047	2668	7005	215	18
1.9	XU9J1/Z	BE1/5	74 - 96 kW	83 > 93	<b>Y070</b>	8028	2331	7025	200	18
1.9 - 1.9 Rallye	XU9J1/Z	BE3/5	75 - 94 kW	89 > 98	<b>Y192</b>	8028	2489	7005	200	18
1.9 D	XUD9	BE3/5	48 kW	89 > 98	<b>Y192</b>	8028	2489	7005	200	18












 Description	 Engine	 Gearbox - Chassis		 Year	 Code Kit	 Code	 Code	 Code	 Code	 Code
<b>206</b>										
1.1 i	TU1JP	MA5	41 - 44 kW	98 -> 05	<b>Y020</b>	8014	2937	7006	181	18
1.4 16V	ET3J4	MA/5N	65 - 66 kW	03 -> 05	<b>Y301</b>	8179	6355	7006	200	18
1.4 HDi	DV4TD	MA5	50 - 52 kW	02 ->					200	18
1.4 HDi eco 70			50 kW	08 ->	<b>Y327</b>	8215	6355	7073	200	18
1.4 i	TU3A/L5	MA/5N	55 Kw	98 ->	<b>Y020</b>	8014	2937	7006	181	18
1.6 16V	TU5JP4/L4	MA/5	80 kW	00 -> 06	<b>Y301</b>	8179	6355	7006	200	18
1.6 16V	TU5JP4/L4	Hydraulic drive	80 kW	00 -> 06	<b>Y300</b>	8179	6355	7073	200	18
1.6 HDi 16V	DV6TED4	BE4R	81 kW	04 -> 06			6161	7073	225	18
1.6 i	TU5JP/L3	MA/5N	65 kW	98 -> 00	<b>Y073</b>	8021	2938	7006	200	18
1.9 D	DW8/L3	BE4/5	52 kW	98 ->	<b>Y318</b>	8106	2675	7073	200	18
2.0 HDi	DW10TD	BE4/L	66 kW	99 -> 05	<b>Y198</b>	8113	6059	7073	228	18
2.0 i 16V	EW10J4	BE4S/5	101 kW	99 ->	<b>Y198</b>	8113	6059	7073	228	18
2.0 i 16V	EW10J4	BE4/5S	100 - 130 kW	99 -> 05	<b>Y198</b>	8113	6059	7073	228	18
<b>206 +</b>										
1.1 e	TU1	BVM5	44 kW	09 ->	<b>Y020</b>	8014	2937	7006	181	18
1.4 e	TU5	BVM5	55 kW	09 ->	<b>Y301</b>	8179	6355	7006	200	18
1.4 HDi eco 70			50 kW	08 ->	<b>Y327</b>	8215	6355	7073	200	18
<b>207</b>										
1.4	TU3A	MA5	53 - 54 kW	06 ->	<b>Y189</b>	8014	2937	7073	181	18
1.4 16V	EP3	MA5/N	70 kW	07 ->					200	26
1.4 16V	ET3J4	MA5	65 kW	06 ->	<b>Y301</b>	8179	6355	7006	200	18
1.4 HDi	DV4TD	MA5	50 - 52 kW	06 ->	<b>Y327</b>	8215	6355	7073	200	18
1.6 16V	TU5JP4	MA5	80 - 81 kW	07 ->	<b>Y300</b>	8179	6355	7073	200	18
1.6 16V RC	5FY		128 kW	07 ->			6335	7073	235	18
1.6 16V Turbo	EP6DT Turbo	6 Speed	110 - 115 kW	06 ->			6161		225	18
1.6 16V Turbo	EP6DT Turbo	5 Speed	110 - 115 kW	06 ->			6335	7073	235	18
1.6 16V VTi	EP6	MA5/S	88 kW	07 ->					200	26
1.6 HDi			66 kW	06 ->	<b>Y328</b>	8216	6427	7073	230	18
1.6 HDi	DV6TED4	BE4	66 - 80 kW	06 ->			6161	7073	225	18
<b>305</b>										
1.6	XU51C	BE1	54 - 69 kW	82 -> 88	<b>Y070</b>	8028	2331	7025	200	18
1.6	XU51C	BE3/5	54 - 69 kW	89 -> 90	<b>Y192</b>	8028	2489	7005	200	18
1.7 D	XUD7	BE3/5	44 kW	82 -> 89	<b>Y072</b>	8028	2489	7025	200	18
1.7 D	XUD7	BE3/5	44 kW	89 -> 90	<b>Y192</b>	8028	2489	7005	200	18
1.8 D	A9A		44 kW	84 -> 88	<b>Y072</b>	8028	2489	7025	200	18
1.9 - 1.9 i	XU92C	BE1	55 - 72 - 75 kW	82 -> 88	<b>Y070</b>	8028	2331	7025	200	18
1.9 - 1.9 i	XU92C	BE1	55 - 72 - 75 kW	89 -> 90	<b>Y192</b>	8028	2489	7005	200	18
1.9 D	XUD9	BE3/5	48 kW	82 -> 89	<b>Y072</b>	8028	2489	7025	200	18
1.9 D	XUD9	BE3/5	48 kW	89 -> 90	<b>Y192</b>	8028	2489	7005	200	18



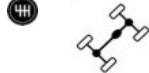












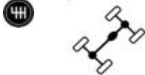










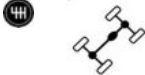








 Description	 Engine	 Gearbox - Chassis		 Year	 Code Kit	 Code	 Code	 Code	 Code	 Code
<b>306</b>										
1.1	HDZ	MA/5	44 kW	93 -> 97	<b>Y131</b>	8009	2671	7005	181	18
1.4	TU3	MA/5	55 kW	93 -> 97	<b>Y131</b>	8009	2671	7005	181	18
1.4	TU3	MA/5	55 kW	97 -> 01	<b>Y020</b>	8014	2937	7006	181	18
1.6	NFT		72 kW	00 -> 01	<b>Y301</b>	8179	6355	7006	200	18
1.6	NFT		72 kW	93 -> 00	<b>Y073</b>	8021	2938	7006	200	18
1.6	TU5JP	MA/5	65 kW	93 -> 00	<b>Y073</b>	8021	2938	7006	200	18
1.8	XU7JP	BE3/5	76 kW	93 -> 01	<b>Y192</b>	8028	2489	7005	200	18
1.8 16V	XU7JP4	BE3/5	81 kW	98 -> 01	<b>Y048</b>	8028	2489	7006	200	18
1.8 D	XUD7	BE3/5	44 kW	93 -> 01	<b>Y048</b>	8028	2489	7006	200	18
1.9 D	XUD9	BE3/5	51 - 55 kW	98 -> 01	<b>Y068</b>	8106	2489	7006	200	18
1.9 D	XUD9Y	BE3/5	47 - 50 kW	93 -> 97	<b>Y192</b>	8028	2489	7005	200	18
1.9 D	XUD9Y	BE3/5	47 - 50 kW	98 -> 01	<b>Y048</b>	8028	2489	7006	200	18
1.9 DT	XUD9TE	Releaser fitted	68 kW	93 -> 02	<b>Y219</b>	8143	2668	RF	215	18
2.0 16V - 2.0 S16	XU10J4	Releaser fitted	97 - 110 - 112 - 120 kW	93 -> 01	<b>Y219</b>	8143	2668	RF	215	18
2.0 HDI 90	DW10TD	BE3/5	66 kW	98 -> 01	<b>Y220</b>	8113	6059	7006	228	18
2.0 XSi	XU10J2	BE3/5	89 kW	93 -> 01	<b>Y057</b>	8047	2668	7005	215	18
<b>307</b>										
1.4	TU3JP	MA5	55 kW	01 -> 05	<b>Y189</b>	8014	2937	7073	181	18
1.4 16V	ET3J4	MA5	65 kW	03 ->	<b>Y301</b>	8179	6355	7006	200	18
1.4 HDi	DV4TD	BE4	50 - 52 kW	02 -> 05	<b>Y198</b>	8113	6059	7073	228	18
1.6 16V	TU5JP4	BE4	80 kW	01 -> 05	<b>Y300</b>	8179	6355	7073	200	18
1.6 16V	TU5JP4	MA5	80 kW	05 ->	<b>Y300</b>	8179	6355	7073	200	18
1.6 HDi			66 kW	05 ->	<b>Y328</b>	8216	6427	7073	230	18
1.6 HDi	DV6TED4	BE4	66 - 81 kW	04 ->			6161	7073	225	18
2.0 16V	EW10A	BE4	100 - 130 kW	00 ->	<b>Y198</b>	8113	6059	7073	228	18
2.0 HDi 90	DW10TD	BE4/5	66 kW	01 -> 05	<b>Y198</b>	8113	6059	7073	228	18
2.0 HDi 110	DW10TED	BE4/5	79 kW	01 -> 04			6161	7073	225	18
<b>308</b>										
1.4 16V	EP3		70 - 72 kW	07 ->			6059	7073	228	18
1.6 16V	EP6		88 kW	07 ->			7073	228	18	
1.6 16V	EP6DT	6 Speed	110 kW	07 ->			6161		225	18
1.6 16V	EP6DT	5 speed	110 kW	07 ->			6335	7073	235	18
1.6 16V	EP6DTS		128 kW	08 ->			6161		225	18
1.6 Bio-Flex	TU5JP4		82 kW	09 ->	<b>Y300</b>	8179	6355	7073	200	18
1.6 HDi	DV6ATED4	BE4/5	66 kW	07 ->	<b>Y328</b>	8216	6427	7073	230	18
1.6 HDi	DV6TED4	5 speed	80 kW	07 ->			6161	7073	225	18
1.6 HDi	DV6TED4	6 speed	80 kW	07 ->			6161		225	18



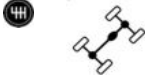












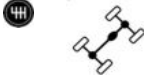








 Description	 Engine	 Gearbox - Chassis		 Year	 Code Kit	 Code	 Code	 Code		 Code
<b>309</b>										
1.1	E1	BE1	40 kW	85 -> 89	<b>Y028</b>	8009	1523	7025	181	18
1.1	E1	BE1	40 kW	89 -> 90	<b>Y030</b>	8009	1523	7005	181	18
1.1 - 1.1 i	TU1	MA4 - MA5	44 kW	90 -> 93	<b>Y131</b>	8009	2671	7005	181	18
1.3	G1A	BE1	47 kW	85 -> 89	<b>Y028</b>	8009	1523	7025	181	18
1.3	G1A	BE3/5	48 kW	89 -> 93	<b>Y030</b>	8009	1523	7005	181	18
1.4 - 1.4 i	TU3	MA4 - MA5	49 - 55 - 62 kW	89 -> 94	<b>Y131</b>	8009	2671	7005	181	18
1.5	Y2/K	BE3/5	63 kW	89 -> 92	<b>Y256</b>	8056	1713	7005	190	18
1.5	Only Spain	BE3/5	63 kW	87 -> 89	<b>Y135</b>	8056	1713	7025	190	18
1.6	Only Spain	BE1/5	70 kW	86 -> 89	<b>Y070</b>	8028	2331	7025	200	18
1.6	Only Spain	BE1/5	70 kW	89 -> 92	<b>Y192</b>	8028	2489	7005	200	18
1.6 - 1.6 i	XU51C	BE1/4 - 1/5	54 - 85 kW	85 -> 89	<b>Y070</b>	8028	2331	7025	200	18
1.6 - 1.6 i	XU52C	BE3/5	65 - 85 kW	89 -> 93	<b>Y192</b>	8028	2489	7005	200	18
1.7 D	XUD7	BE1/5	44 kW	86 -> 89	<b>Y072</b>	8028	2489	7025	200	18
1.7 D	XUD7	BE3/5	44 kW	89 -> 94	<b>Y192</b>	8028	2489	7005	200	18
1.7 TD	XUD7T	BE3/5	57 kW	89 -> 93	<b>Y057</b>	8047	2668	7005	215	18
1.9 - 1.9 i	XU92C	BE1/5	79 - 96 kW	85 -> 89	<b>Y070</b>	8028	2331	7025	200	18
1.9 - 1.9 i	XU92C	BE3/5	79 - 96 kW	89 -> 93	<b>Y192</b>	8028	2489	7005	200	18
1.9 D	XUD9	BE1/5	47 kW	86 -> 89	<b>Y072</b>	8028	2489	7025	200	18
1.9 D	XUD9	BE3/5	47 kW	89 -> 93	<b>Y192</b>	8028	2489	7005	200	18
1.9 i 16V	XU9J4	BE3/5	108 - 118 kW	89 -> 93	<b>Y101</b>	8047	2637	7005	215	18
<b>404</b>										
1.5	XB2/5		49 kW	67 -> 70	<b>Y114</b>	8046	0719	7018	215	10
1.6	KF2	4M	46 - 54 kW	67 -> 79	<b>Y201</b>	8046	0719	7019	215	10
1.9 D - 2.0 D	XD88		40 kW	67 -> 77	<b>Y114</b>	8046	0719	7018	215	10
<b>405 I 87 -&gt; 92</b>										
1.4 - 1.4 GPL	TU3	MA/4 - MA/5	44 - 63 kW	87 -> 92	<b>Y131</b>	8009	2671	7005	181	18
1.6	XU51C	BE1/5	53 - 68 kW	87 -> 89	<b>Y070</b>	8028	2331	7025	200	18
1.6 - 1.6 i	XU51C	BE3/5	53 - 68 kW	89 -> 92	<b>Y192</b>	8028	2489	7005	200	18
1.7 D	XUD7	BE3/5	44 kW	90 -> 92	<b>Y192</b>	8028	2489	7005	200	18
1.7 TD	XUD7TE	BE3/5	66 kW	87 -> 92	<b>Y057</b>	8047	2668	7005	215	18
1.9 - 1.9 i	XU92C	BE1/5L	65 - 96 kW	87 -> 89	<b>Y070</b>	8028	2331	7025	200	18
1.9 - 1.9 i	XU92C	BE3/5	65 - 96 kW	89 -> 92	<b>Y192</b>	8028	2489	7005	200	18
1.9 D	XUD9A	BE1/5U	47 - 51 kW	88 -> 89	<b>Y072</b>	8028	2489	7025	200	18
1.9 D	XUD9A	BE3/5	47 - 51 kW	89 -> 96	<b>Y192</b>	8028	2489	7005	200	18
1.9 i 16V - 1.9 i 4	XU92C	BE1/5PK	79 - 118 kW	88 -> 92	<b>Y101</b>	8047	2637	7005	215	18
<b>405 II 92 -&gt; 96</b>										
1.4 - 1.4 i	TU3	MA5	55 - 63 kW	92 -> 96	<b>Y131</b>	8009	2671	7005	181	18
1.6 - 1.6 i	XU52C	BE3/5	65 - 68 kW	92 -> 96	<b>Y192</b>	8028	2489	7005	200	18
1.7 TD	XUD7TE	BE3/5	66 kW	94 -> 95	<b>Y057</b>	8047	2668	7005	215	18
1.8 i	XU7JP	BE3/5	76 kW	92 -> 96	<b>Y192</b>	8028	2489	7005	200	18
1.9 - 1.9 i	XU92C	BE3/5	65 - 96 kW	92 -> 96	<b>Y192</b>	8028	2489	7005	200	18
1.9 D	XUD9A	BE3/5	47 - 51 kW	92 -> 96	<b>Y192</b>	8028	2489	7005	200	18
1.9 TD	XUD9TE	Releaser fitted	68 kW	92 -> 96	<b>Y219</b>	8143	2668	RF	215	18
2.0 i - 2.0 i 4	XU10J2	BE3/5	90 kW	92 -> 96	<b>Y057</b>	8047	2668	7005	215	18
2.0 Mi16	XU10J4	Releaser fitted	114 kW	92 -> 96	<b>Y219</b>	8143	2668	RF	215	18

 Description	 Engine	 Gearbox - Chassis		 Year	 Code Kit	 Code	 Code	 Code		 Code
<b>406 95 -&gt; 99</b>										
1.6 i	XU5JP	BE3/5	48 kW	95 -> 98	<b>Y192</b>	8028	2489	7005	200	18
1.6 i	XU5JP	BE3/5	48 kW	98 -> 99	<b>Y048</b>	8028	2489	7006	200	18
1.8 i - 1.8 i 16V	XU7JB	BE3/5	66 - 82 kW	95 -> 99	<b>Y192</b>	8028	2489	7005	200	18
1.8 i 16V	XU7JB	BE3/5	82 kW	95 -> 99	<b>Y048</b>	8028	2489	7006	200	18
1.9 TD	XUD9BSD	BE3/5	55 kW	96 -> 99	<b>Y068</b>	8106	2489	7006	200	18
1.9 TD	XUD9BTF	Releaser fitted	68 kW	95 -> 99	<b>Y219</b>	8143	2668	RF	215	18
2.0 HDi	DW10ATED	ML5	80 kW	98 -> 99			2750	7087	228	21
2.0 i 16V	XU10J4R	Releaser fitted	99 kW	95 -> 99	<b>Y219</b>	8143	2668	RF	215	18
2.0 i Turbo	XU10J2TE	ML5	110 kW	96 -> 99			2750	7087	228	21
2.1 TD	XUD11BTE	ML5	80 - 81 kW	95 -> 99			2750	7087	228	21
3.0 i V6 24V	ES9J4	ML5	142 - 155 kW	96 -> 99			2943		241	21
<b>406 99 -&gt; 04</b>										
1.6 i	XU5JP	BE3/5	48 kW	99 -> 04	<b>Y048</b>	8028	2489	7006	200	18
1.8 i - 1.8 i 16V	XU7JB	BE3/5	66 - 82 kW	99 -> 04	<b>Y048</b>	8028	2489	7006	200	18
1.8 i 16V	EW7J4	BE4/5	85 kW	00 -> 04	<b>Y198</b>	8113	6059	7073	228	18
2.0 HDi	DW10ATED	For flywheel depth 13mm.	79 - 80 kW	99 -> 04	<b>Y272</b>	8152	6117	7087	225	21
2.0 HDi	DW10TD	BE4/5	66 kW	99 -> 04	<b>Y198</b>	8113	6059	7073	228	18
2.0 HPI	EW10D/L4	BE4R	105 kW	01 -> 04					228	18
2.0 i 16V	EW10J4	BE4/5	100 - 101 kW	99 -> 04	<b>Y198</b>	8113	6059	7073	228	18
2.0 i 16V	XU10J4R	BE3/5	99 kW	99 -> 04	<b>Y219</b>	8143	2668	RF	215	18
2.2 HDi 16V	DW12TED4	ML5T	100 kW	00 -> 04			6100		241	21
2.2 i 16V	EW12J4	ML5	116 kW	00 -> 04			2750	7087	228	21
2.2 i 16V Coupé	EW12J4	ML5C	116 Kw	02 -> 03	<b>Y198</b>	8113	6059	7073	228	18
2.2 i 16V Coupé	EW12J4	ML5C	116 Kw	03 -> 04			2750	7087	228	21
3.0 i V6 24V	ES9J4	ML5	142 - 155 kW	99 -> 04			2943		241	21
<b>407</b>										
1.6 HDi	DV6TED4	BE4/5	81 kW	04 ->			6161	7073	225	18
1.8	EW7J4	ML6C	85 kW	04 ->	<b>Y198</b>	8113	6059	7073	228	18
1.8 16V	EW7A	ML6C	92 kW	06 ->					228	18
2.0 16V	EW10A	ML6C	100 - 103 kW	04 ->					228	18
2.2 16V	EW12J4	ML6C	116 - 120 kW	04 ->					228	18
3.0 V6 16V	ES9A	ML6C	155 kW	05 ->			2943		241	21
<b>504</b>										
1.6	XC7	Chass. -> 3650192	54 kW	79 -> 87	<b>Y114</b>	8046	0719	7018	215	10
1.6	XC7	Chass. 3650193 ->	54 kW	79 -> 87	<b>Y201</b>	8046	0719	7019	215	10
1.8	XM7	Chass. -> 3650192	59 - 81 kW	68 -> 93	<b>Y114</b>	8046	0719	7018	215	10
1.8	XM7	Chass. 3650193 ->	59 kW	68 -> 93	<b>Y201</b>	8046	0719	7019	215	10
1.9 D	XD88	BA7	40 kW	73 -> 86	<b>Y116</b>	8046	2690	7019	215	10
2.0	XN1	BA7	68 kW	93 -> 96	<b>Y116</b>	8046	2690	7019	215	10
2.0 - 2.0 4	XN1	BA7	64 - 71 kW	69 -> 00	<b>Y114</b>	8046	0719	7018	215	10
2.0 - 2.0 4	XN1	BA7	64 kW	69 -> 00	<b>Y201</b>	8046	0719	7019	215	10
2.1 D	XD4	BA7	43 kW	69 -> 85	<b>Y116</b>	8046	2690	7019	215	10
2.3 D - 2.3 D 4	XD2	BA7	59 kW	71 -> 96	<b>Y116</b>	8046	2690	7019	215	10
2.5 D	XD3	BA7	55 kW	85 -> 93	<b>Y116</b>	8046	2690	7019	215	10

 Description	 Engine	 Gearbox - Chassis	 Year	 Code Kit	 Code	 Code	 Code	 Code	 Code	 Code
<b>505</b>										
1.6	XC7	BA7	54 kW	83 -> 84	<b>Y201</b>	8046	0719	7019	215	10
1.8	XM7	BA7	59 - 62 kW	80 -> 90	<b>Y201</b>	8046	0719	7019	215	10
2.0 - 2.0 i	XN1	BA7	64 - 78 kW	79 -> 90	<b>Y201</b>	8046	0719	7019	215	10
2.0 i	ZEJ	BA5	81 - 83 kW	79 -> 90	<b>Y201</b>	8046	0719	7019	215	10
2.2 i	ZDJK	BA10	81 - 96 kW	81 -> 90	<b>Y201</b>	8046	0719	7019	215	10
2.3 D	XD2	BA7	59 kW	79 -> 85	<b>Y116</b>	8046	2690	7019	215	10
2.3 TD	XD2S	BA10	59 kW	81 -> 85			1536		230	10
2.5 D	XD3	BA7	55 kW	79 -> 90	<b>Y116</b>	8046	2690	7019	215	10
2.5 TD	XD3T	BA10	70 - 77 kW	83 -> 90			1536		230	10
<b>604</b>										
2.0 i	XN6	BA10	78 kW	81 -> 84	<b>Y201</b>	8046	0719	7019	215	10
2.0 SR	XN6			81 -> 85	<b>Y114</b>	8046	0719	7018	215	10
2.3 TD	XD2S	BA10	59 kW	81 -> 85			1536		230	10
2.5 TD	XD3T	BA10	70 kW	83 -> 86			1536		230	10
<b>605 89 -&gt; 94</b>										
2.0 - 2.0 i	XY102C	BE3/5	79 - 90 kW	89 -> 94	<b>Y057</b>	8047	2668	7005	215	18
2.1 D	XUD11A	BE3/5	60 kW	90 -> 94	<b>Y057</b>	8047	2668	7005	215	18
2.1 TD Turbo	XUD11ATE	ME3/5	80 kW	90 -> 94	<b>Y269</b>	8146	2749	7030	228	21
3.0 i V6	ZPJ	ME5/T	125 - 147 kW	93 -> 94			2111	7030	228	21
<b>605 94 -&gt; 99</b>										
2.0 - 2.0 i	XY102C	BE3/5	79 - 90 kW	94 -> 99	<b>Y057</b>	8047	2668	7005	215	18
2.0 i 16V	XU10J4R	Releaser fitted	99 kW	94 -> 99	<b>Y219</b>	8143	2668	RF	215	18
2.0 i Turbo	XU10J2TE	ME5	110 kW	94 -> 99	<b>Y269</b>	8146	2749	7030	228	21
2.1 TD Turbo	XUD11ATE	ME5	80 kW	94 -> 99	<b>Y269</b>	8146	2749	7030	228	21
2.5 TD	DK5ATE	MG5T	94 - 96 kW				2943		241	21
3.0 i V6 24V	ES9J4	ML5	142 kW	97 -> 99			2943		241	21
<b>607</b>										
2.0	EW10J4	ML5T	100 kW	00 -> 01			2750	7073	228	21
2.0	EW10J4	ML5T	100 kW	01 ->			2936	7087	228	21
2.0 HDi	DW10ATED4	ML5C	80 kW	00 ->	<b>Y272</b>	8152	6117	7087	225	21
2.2 16V	EW12J4	ML5T/A	116 kW	00 -> 01			2750	7073	228	21
2.2 16V	EW12J4	ML5T/A	116 kW	01 ->			2936	7087	228	21
2.2 16V	EW12J4	ML5T/A	120 kW	05 ->				7073	230	18
2.2 HDi	DW12TED4	ML5C	100 kW	00 ->			6100	7087	241	21
3.0 V6 24V	ES9J4S	ML5C	155 kW	00 ->			2943		241	21
<b>806</b>										
1.8 i	XU7JP	BE3/5	76 kW	95 -> 02	<b>Y057</b>	8047	2668	7005	215	18
1.9 TD	XUD9BTF	ME5K	68 kW	95 -> 02	<b>Y269</b>	8146	2749	7030	228	21
2.0 16V	EW10J4	BE4/5	100 kW	00 -> 02	<b>Y198</b>	8113	6059	7073	228	18
2.0 HDi - 2.0 HDi 16V	DW10ATED	ML5E	80 kW	99 -> 02	<b>Y272</b>	8152	6117	7087	225	21
2.0 i	XU10J2C	BE3/5	89 kW	94 -> 02	<b>Y057</b>	8047	2668	7005	215	18
2.0 i 16V	XU10J4R	ML5T	99 kW	98 -> 02	<b>Y269</b>	8146	2749	7030	228	21
2.0 i Turbo	XU10J2TE	ME5K	110 kW	94 -> 02	<b>Y269</b>	8146	2749	7030	228	21
2.1 TD	XUD11BTE	ML5E	80 kW	99 -> 02	<b>Y269</b>	8146	2749	7030	228	21
<b>807</b>										
2.0 - 2.0 16V	EW10A	BE4/5J	100 kW	02 ->	<b>Y198</b>	8113	6059	7073	228	18
2.0 HDi 16V	DW10ATED4	ML5C	79 - 80 kW	02 -> 06	<b>Y272</b>	8152	6117	7087	225	21
2.0 HDi 16V	DW10ATED4	ML5C	79 - 80 kW	06 ->			6117	7087	225	21
2.2	EW12J4	ML5C	116 kW	02 -> 05				7073	228	18
2.2 HDi 16V	DW12TED4	ML5C	94 kW	02 -> 06			6100	7087	241	21

 Description	 Engine	 Gearbox - Chassis		 Year	 Code Kit	 Code	 Code	 Code	 Code	 Code
<b>1007</b>										
1.4 16V	ET3J4	MA5	65 kW	05 ->	<b>Y301</b>	8179	6355	7006	200	18
1.4 HDi	DV4TD	MA5	50 kW	05 ->	<b>Y327</b>	8215	6355	7073	200	18
1.4 i	TU3A/L5	MA5	54 - 55 kW	05 ->	<b>Y189</b>	8014	2937	7073	181	18
1.6 16V	TU5JP4	MA5	80 kW	05 ->	<b>Y300</b>	8179	6355	7073	200	18
1.6 HDi	9HZ		80 kW	07 ->	<b>Y189</b>	8014	2937	7073	181	18
<b>3008</b>										
1.6 HDi	DV6TED4		80 kW	09 ->			6161		225	18
1.6 THP	EP6DT		110 kW	09 ->			6161		225	18
1.6 THP	EP6DT		115 kW	09 -> 10			6161		225	18
1.6 VTi	EP6		88 kW	09 ->			6059	7073	228	18
<b>5008</b>										
1.6 16V	EP6		88 kW	09 ->			6059	7073	228	18
1.6 16V	EP6CDT		115 kW	09 -> 10			6161		225	18
1.6 HDi	DV6TED4		80 kW	09 ->			6161		225	18
<b>BIPPER</b>										
1.4 i	TU3A	MA/5L	54 kW	08 ->	<b>Y300</b>	8179	6355	7073	200	18
1.4 HDi	DV4TED	MA50	50 kW	08 ->	<b>Y327</b>	8215	6355	7073	200	18
<b>BOXER 94 -&gt; 01</b>										
1.9 D	XUD9A	ME5T	50 - 51 kW	94 -> 02	<b>Y269</b>	8146	2749	7030	228	21
1.9 TD	XUD9A	ME5T	66 - 68 kW	94 -> 02	<b>Y269</b>	8146	2749	7030	228	21
2.0 i	XU102CU	MG5T	80 kW	94 -> 02	<b>Y269</b>	8146	2749	7030	228	21
2.5 D - 2.5 D 4	DJ5	ME - ML5T	63 kW	94 -> 02	<b>Y126</b>	8093	2749	7030	228	21
2.5 D - 2.5 D 4	DJ5	MG5T	63 kW	94 -> 02			2936		228	21
2.5 TD - 2.5 TD 4	DJ5T	MG5T	76 kW	94 -> 02			6217		241	21
2.5 TDI - 2.5 TDI 4	DJ5TED	MG5T	79 kW	94 -> 02			6217		241	21
2.8 HDi	8140-43S	MG5T	93 kW	00 -> 01			6177		235	21
<b>BOXER 02 -&gt; 06</b>										
2.0	XU10J2U	MLGU	81 kW	02 -> 06			2936		228	21
2.0 HDi	DW10UTD	MLUC	62 kW	02 -> 06	<b>Y198</b>	8113	6059	7073	228	18
2.2 HDi	DW12TED	MLGU	74 kW	02 -> 06	<b>Y404</b>	8168	2943	7087	241	21
2.8 HDi	F28TDCR	MLGU	93 - 107 kW	02 -> 06			6447		242	21
2.8 HDi	F28TDCR	MG5T	93 - 107 kW	02 -> 06			6177		235	21
<b>EXPERT I 95 -&gt; 03</b>										
1.6	160A	BE3/5	59 kW	95 -> 03			2904	7005	215	18
1.8	XU7JP	BE3/5	76 kW	96 -> 03	<b>Y057</b>	8047	2668	7005	215	18
1.9 D	DW8/L3	BE3/5	51 kW	98 -> 03	<b>Y402</b>	8167	2668	7073	215	18
1.9 D	DW8/W3	BE3/5	51 kW	98 -> 01	<b>Y403</b>	8167	2668	7006	215	18
1.9 D	XUD9A	BE3/5	51 kW	95 -> 01	<b>Y403</b>	8167	2668	7006	215	18
1.9 D	XUD9A	BE3/5	51 kW	96 -> 98	<b>Y057</b>	8047	2668	7005	215	18
1.9 TD	XUD9BTF	MESK	68 kW	95 -> 03	<b>Y269</b>	8146	2749	7030	228	21
2.0 HDi	DW10BTED	ML5T	69 70 kW	00 -> 01			6117	7087	225	21
2.0 HDi	DW10BTED	ML5C	69 kW	02 -> 03	<b>Y198</b>	8113	6059	7073	228	18
2.0 HDi - 2.0 HDi 16V	DW10ATED	ML5C	69 - 80 kW	00 -> 03	<b>Y272</b>	8152	6117	7087	225	21
2.0 HDi 16V	DW10ATED4	ML5C	80 kW	00 -> 03			6357	7087	225	21
2.0 i 16V	EW10J4	BE4R	100 kW	00 -> 03	<b>Y198</b>	8113	6059	7073	228	18
<b>EXPERT II 04 -&gt; 06</b>										
1.9 D	DW8/L4	BE4/5	52 kW	04 -> 06	<b>Y402</b>	8167	2668	7073	215	18
2.0 HDi	DW10BTED	ML5CD	69 kW	04 -> 06	<b>Y198</b>	8113	6059	7073	228	18
2.0 HDi - 2.0 HDi 16V	DW10ATED	ML5CI	80 kW	04 -> 06	<b>Y272</b>	8152	6117	7087	225	21
2.0 HDi - 2.0 HDi 16V	DW10ATED4	ML5C	80 kW	04 -> 06			6357	7087	225	21
2.0 i 16V	EW10J4	BE4/SJ	100 - 101 kW	04 -> 06	<b>Y198</b>	8113	6059	7073	228	18

 Description	 Engine	 Gearbox - Chassis		 Year	 Code Kit	 Code	 Code	 Code	 Code	 Code
<b>EXPERT III 07 -&gt;</b>										
1.6 HDi	DV6UTED4	BE4/5	66 kW	07 ->	<b>Y328</b>	8216	6427	7073	230	18
2.0 i 16V	EW10A	BE4/5	102 kW	07 ->	<b>Y198</b>	8113	6059	7073	228	18
<b>J 5</b>										
1.8	XM7T	BM4	49 kW	81 -> 94	<b>Y118</b>	8046	2423	7003	215	21
1.9 Diesel	XUD9A	BM5	52 kW	87 -> 94	<b>Y117</b>	8046	2423	7074	215	21
2.0	XN1T	L/5	55 - 63 kW	81 -> 90	<b>Y118</b>	8046	2423	7003	215	21
2.0 - 2.0 4	XN1T	BM5	57 - 63 kW	81 -> 94	<b>Y209</b>	8054	2749	7003	228	21
2.5 D - 2.5 TD	CRD93	BM5	55 - 71 kW	81 -> 94			2111	7003	228	21
2.5 D 4 - 2.5 TD 4	CRD93	BM5	55 - 71 kW	87 -> 94			2111	7003	228	21
<b>J 7</b>										
1.5			61 kW	68 -> 70	<b>Y200</b>	8046	0284	7060	215	23
1.6	XC7P		44 - 50 kW	68 -> 80	<b>Y200</b>	8046	0284	7060	215	23
1.8	XM7P		62 kW	72 -> 80	<b>Y200</b>	8046	0284	7060	215	23
2.0 D	XDP88		40 kW	70 -> 78	<b>Y200</b>	8046	0284	7060	215	23
2.1 D	XD90		42 kW	69 -> 77	<b>Y200</b>	8046	0284	7060	215	23
2.3 D	XD2P94		46 kW	77 -> 80	<b>Y200</b>	8046	0284	7060	215	23
<b>J 9</b>										
1.6	XC7P	BC3/4	40 kW	80 -> 91	<b>Y200</b>	8046	0284	7060	215	23
2.0	XN1P	BC3/4	55 kW	80 -> 91	<b>Y200</b>	8046	0284	7060	215	23
2.3 D	XD2P	BC3/4	46 kW	80 -> 82	<b>Y200</b>	8046	0284	7060	215	23
2.5 D	XD3P	BC3/4	51 - 55 kW	82 -> 87	<b>Y200</b>	8046	0284	7060	215	23
2.8 D			57 Kw		<b>Y200</b>	8046	0284	7060	215	23
<b>P 4</b>										
2.0	XN8	BA10	58 kW	86 ->	<b>Y201</b>	8046	0719	7019	215	10
<b>PARTNER 96 -&gt; 02</b>										
1.1 i	TU1JP	MA/5	44 kW	96 -> 01	<b>Y073</b>	8021	2938	7006	200	18
1.1 i	TU1JP	MA/5	44 kW	01 -> 02	<b>Y301</b>	8179	6355	7006	200	18
1.4 - 1.4 i	TU3.2	MA/5	55 kW	96 -> 01	<b>Y073</b>	8021	2938	7006	200	18
1.4 - 1.4 i	TU3.2	MA/5	55 kW	01 -> 02	<b>Y301</b>	8179	6355	7006	200	18
1.6 i 16V	TU5JP4	BE4R	81 kW	00 -> 02	<b>Y300</b>	8179	6355	7073	200	18
1.8 i	XU7JB	BE3/5	66 kW	97 -> 98	<b>Y192</b>	8028	2489	7005	200	18
1.8 i	XU7JB	BE3/5	66 kW	98 -> 02	<b>Y048</b>	8028	2489	7006	200	18
1.8 D	XUD7	BE3/5	44 kW	96 -> 98	<b>Y192</b>	8028	2489	7005	200	18
1.8 D	XUD7	BE3/5	44 kW	98 -> 02	<b>Y068</b>	8106	2489	7006	200	18
1.9 D	DW8	BE3/5	52 kW	00 -> 02	<b>Y068</b>	8106	2489	7006	200	18
1.9 D	DW8	BE4R	52 kW	00 -> 02	<b>Y318</b>	8106	2675	7073	200	18
1.9 D	XUD9A	BE3/5	52 kW	96 -> 98	<b>Y192</b>	8028	2489	7005	200	18
1.9 D	XUD9A	BE3/5	52 kW	98 -> 02	<b>Y068</b>	8106	2489	7006	200	18
2.0 HDi	DW10TD	BE3R	66 kW	00 -> 02	<b>Y220</b>	8113	6059	7006	228	18
<b>PARTNER 02 -&gt;</b>										
1.1 i	TU1JP	MA/5S	44 kW	02 ->	<b>Y301</b>	8179	6355	7006	200	18
1.4 i	TU3.A	MA/5L	48 - 55 kW	02 ->	<b>Y301</b>	8179	6355	7006	200	18
1.6 i 16V	TU5JP4	BE4/5J	81 kW	02 ->	<b>Y300</b>	8179	6355	7073	200	18
1.6 HDi 16V	DV6ATED4	BE4/5L	55 - 66 kW	06 ->			6161	7073	225	18
1.9 D - 1.9 4	DW8B	BE4/5L	52 kW	02 ->	<b>Y318</b>	8106	2675	7073	200	18
2.0 HDi - 2.0 HDi 4	DW10TD	BE4/5L	66 kW	02 ->	<b>Y198</b>	8113	6059	7073	228	18

 Description	 Engine	 Gearbox - Chassis	 Year	 Code Kit	 Code	 Code	 Code	 Code	 Code	 Code
<b>PARTNER 08 -&gt;</b>										
1.4 i	TU3JP	MA/5	48 - 55 kW	08 ->	<b>Y301</b>	8179	6355	7006	200	18
1.6 i 16V	TU5JP4	BE4/N	66 - 81 kW	08 ->	<b>Y300</b>	8179	6355	7073	200	18
1.6 i 16V	5FS		72 - 88 kW	10 ->			6059		228	18
1.6 HDi 16V			66 kW	08 ->	<b>Y328</b>	8216	6427	7073	230	18
1.6 HDi 16V	DV6ATED4	BE4/5L	55 - 66 kW	08 ->			6161	7073	225	18
1.6 HDi 16V	DV6TED4	BE4/5L	81 kW	08 ->			6161	7073	225	18
<b>RANCH 96 -&gt; 02</b>										
1.4 - 1.4 i	TU3JP	MA/5	55 kW	96 -> 01	<b>Y073</b>	8021	2938	7006	200	18
1.4 - 1.4 i	TU3JP	MA/5	55 kW	01 -> 02	<b>Y301</b>	8179	6355	7006	200	18
1.8 i	XU7JB	BE3/5	66 kW	97 -> 98	<b>Y192</b>	8028	2489	7005	200	18
1.8 i	XU7JB	BE3/5	66 kW	98 -> 02	<b>Y048</b>	8028	2489	7006	200	18
1.8 D	XUD7	BE3/5	44 kW	96 -> 98	<b>Y192</b>	8028	2489	7005	200	18
1.8 D	XUD7	BE3/5	44 kW	98 -> 02	<b>Y068</b>	8106	2489	7006	200	18
1.9 D	DW8	BE3/5	52 kW	98 -> 02	<b>Y068</b>	8106	2489	7006	200	18
1.9 D	XUD9A	BE3/5	52 kW	96 -> 98	<b>Y192</b>	8028	2489	7005	200	18
1.9 D	XUD9A	BE3/5	52 kW	98 -> 02	<b>Y068</b>	8106	2489	7006	200	18
2.0 HDi	DW10TD	BE3R	66 kW	01 -> 02	<b>Y220</b>	8113	6059	7006	228	18
<b>RANCH 02 -&gt;</b>										
1.4 i	TU3A	MA/5L	55 kW	02 ->	<b>Y301</b>	8179	6355	7006	200	18
1.6 i 16V	TU5JP4	BE4/5J	81 kW	02 ->	<b>Y300</b>	8179	6355	7073	200	18
1.6 HDi 16V	DV6ATED4	BE4/5L	55 - 66 kW	06 ->			2936		228	21
1.9 D	DW8B	BE4/5L	52 kW	02 ->	<b>Y318</b>	8106	2675	7073	200	18
2.0 HDi	DW10TD	BE4/5L	66 kW	02 ->	<b>Y198</b>	8113	6059	7073	228	18
<b>PIAGGIO</b>										
<b>PORTER</b>										
1.1	CB42	5F	35 kW	94 -> 98			2778	7138	181	20





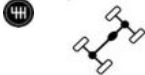








The Citroën Jumpy (badged Citroën Dispatch in some countries) is a light commercial van produced at Sevel Nord since 1994, now in its third generation. The Jumpy was later rebadged from 1995 and sold as the Peugeot Expert and Fiat Scudo.

All three models were facelifted in March 2004, before being replaced by new second generation models in January 2007. These 2007 onwards models again all shared the same design and engineering, with subtle trim changes between each brand. The second generation received a small facelift in February 2012, and from July 2013, Toyota began sales of a rebadged version called Toyota ProAce.

On 1 December 2015, Citroën, Peugeot and Toyota unveiled their new generation of these vehicles, in people carrying specifications now called Citroën SpaceTourer, Peugeot Traveller, with Toyota retaining the ProAce name. Commercial versions premiered later, retaining the Peugeot Expert and Citroën Jumpy names.


In July 2016, the Fiat Scudo was replaced by a second generation of Fiat Talento, which is a rebadged Renault Trafic.

From the 2019 model year, the Jumpy will also be rebadged as the Opel/Vauxhall Vivaro, replacing the previous model Vivaro which until 2018 had been based on the Renault Trafic.

 Description	 Engine	 Gearbox - Chassis		 Year	 Code Kit	 Code	 Code	 Code	 Code	 Code
<b>PORSCHE</b>										
<b>911 63 -&gt; 90</b>										
2.0 L	901.05 - 901.01		96 - 110 kW	63 -> 68		0674		215	24	
2.0 T	901.03 - 901.13		81 kW	68 -> 72		0674		215	24	
2.2 T	911.06 - 911.07		92 kW	70 -> 72		1646		228	24	
2.3 T	911.52		96 - 103 kW	72 -> 73		1645		228	20	
2.3 E	911.62		121 kW	71 -> 73		1645		228	20	
2.3 S	911.53 - 911.63		140 kW	71 -> 76		1645		228	20	
2.7 - 2.7 S Carrera	911.42 - 99		110 - 121 kW	73 -> 76		1645		228	20	
3.0 SC - 3.0 SC Carrera	930.02 - 12		132 - 147 - 154 kW	75 -> 83		1645		228	20	
3.0 Turbo	930.52		191 kW	75 -> 77		2756		241	23	
3.2 SC Carrera	930.21		152 - 170 kW	84 -> 86		1645		228	20	
3.2 SC Carrera	930.21		152 - 170 kW	86		6336		241	23	
3.2 - Speedster	930.25		160 kW	88 -> 93		6336		241	23	
3.3 Turbo - 3.3 Turbo SC	930.60		221 kW	77 -> 90		6336		241	23	
<b>911 Cabriolet 82 -&gt; 89</b>										
3.1 SC Carrera	930.20 - 930.21		152 - 170 kW	82 -> 89		1645		228	20	
<b>911 Targa 64 -&gt; 90</b>										
2.0 L	901.05 - 901.01		96 - 110 kW	63 -> 68		0674		215	24	
2.0 T	901.03 - 901.13		81 kW	68 -> 72		0674		215	24	
2.0 E	901.09 - 901.11		103 kW	68 -> 72		0674		215	24	
2.0 S	901.02 - 901.10		118 - 125 kW	66 -> 68		0674		215	24	
3.0 SC Carrera	930.03/13		132 kW	77 -> 80		1645		228	20	
3.3 Turbo	930.66		221 kW	86 -> 90		6336		241	23	
<b>911 (964) 88 -&gt; 93</b>										
3.3 Turbo - 3.3 Turbo S	M30		235 kW	90 -> 93		6089		241	23	
3.6 Carrera - 3.6 Carrera 4	M64		184 kW	88 -> 93		6089		241	23	
3.6 Carrera S	M64			91 -> 93		6089		241	23	
3.6 Turbo	M64		265 kW	90 -> 93		6089		241	23	
Carrera 2 Speedster			184 kW	92 -> 94		6089		241	23	
<b>911 Cabriolet (964) 89 -&gt; 94</b>										
3.6 Carrera - 3.6 Carrera 4	M64		184 kW	-> 89		6336		241	23	
3.6 Carrera - 3.6 Carrera 4	M64		184 kW	89 -> 94		6089		241	23	
<b>911 (993) 93 -&gt; 97</b>										
3.6 Carrera - 3.6 Carrera 4	M64		200 - 210 kW	93 -> 97		6089		241	23	
3.6 Turbo - 3.6 Turbo GT2	M64		316 - 331 kW	95 -> 97		6089		241	23	
3.8 Carrera - 3.8 Carrera 4 - RS - RS4	M64		210 - 221 kW	95 -> 97		6089		241	23	
Carrera RS		Clubsport	220 kW	95 ->		2756		241	23	
Carrera S	M64			95 ->		6089		241	23	
<b>911 Cabriolet (993) 94 -&gt; 97</b>										
3.6 Carrera - 3.6 Carrera 4	M64		200 - 210 kW	94 -> 97		6089		241	23	
3.8 Carrera - 3.8 Carrera 4 - RS - RS4	M64		210 - 221 kW	94 -> 97		6089		241	23	
<b>911 Targa (993) 94 -&gt; 97</b>										
3.6 Carrera - 3.7 Carrera	M64		210 - 221 kW	95 -> 97		6089		241	23	
<b>911 (996) 97 -&gt; 05</b>										
3.6 GT3	M96.76	Clubsport	265 kW	99 -> 05		6078		241	23	
3.6 GT3	M96.79	Clubsport	280 kW	03 -> 05		6078		241	23	
<b>911 (997) 04 -&gt;</b>										
3.6 GT2 RS	M97.70			10 ->		6325		241	23	
3.6 GT3	M96.76	GT3 RS	305 kW	06 ->		6078		241	23	
3.6 Turbo	M97.70		353 kW	06 ->		6324		241	23	
3.8 Turbo	MA1.70		368 kW	09 ->		6324		241	23	



 Description	 Engine	 Gearbox - Chassis		 Year	 Code Kit	 Code	 Code	 Code		 Code
<b>924 75 -&gt; 88</b>										
2.0	XJ - XK		92 kW	75 -> 89			2860	7032	216	24
2.0 Turbo	31.01 - 02 - 04		125 kW	78 -> 80			2762		225	23
2.0 Turbo	31.03		130 kW	80 -> 86			2762		225	23
2.0 Carrera GT	31.50		154 kW	85 -> 88			2762		225	23
2.5 S	M44		110 - 118 kW	85 -> 88			2762		225	23
<b>928 75 -&gt; 88</b>										
4.5	M28.10		177 kW	77 -> 79			6343		200	23
4.7 S	M28.11 - 12 - 21		221 - 228 kW	79 -> 86			6343		200	23
5.0 S	M28.45 - 46		212 kW	85 -> 86			6343		200	23
<b>944 77 -&gt; 95</b>										
2.5 - 2.5 S	M44		110 - 118 - 120 kW	85 -> 90			2762		225	23
2.5 Turbo	M44		162 - 184 kW	85 -> 91			2755		241	23
2.7	M44		121 kW	88 -> 89			2762		225	23
3.0 S2	M44		155 kW	88 -> 91			2762		225	23
<b>968 91 -&gt; 95</b>										
3.0			176 kW	91 -> 95			6344		241	23
<b>BOXSTER (986) 96 -&gt;</b>										
2.5 24V	M96	G86.00	150 kW	96 -> 99			6090		241	23
2.7 24V	M96		162 - 168 kW	99 -> 02			6090		241	23
<b>BOXSTER (987) 04 -&gt;</b>										
2.7	M96	6 Speed	176 - 180 kW	04 ->			6090		241	23
2.9	MA1.20		188 kW	06 ->			6090		241	23
3.2 S	M96.26		206 kW	04 ->			6090		241	23
3.4 S	M97.21 - 22		217 - 223 kW	06 ->			6090		241	23
<b>CAYMAN (987) 05 -&gt;</b>										
2.7	M97.20	6 Speed	180 kW	06 ->			6090		241	23
2.9	MA1.20		195 kW	09 ->			6090		241	23
3.4 S	MA1.21		217 kW	05 ->			6090		241	23
3.4 S Sport	MA1.21		223 kW	08 ->			6090		241	23
<b>PROTON</b>										
<b>300</b>										
1.3	4G13	F5M21	55 kW	96 ->	<b>Y521</b>	8183	2845	7033	184	20
1.5	4G15	F5M21	66 kW	96 ->	<b>Y520</b>	8181	2839	7033	200	20
1.6	4G92	F5M22	83 kW	96 ->	<b>Y520</b>	8181	2839	7033	200	20
<b>400</b>										
1.3	4G13	F5M21	55 kW	95 ->	<b>Y521</b>	8183	2845	7033	184	20
1.5	4G15P	F5M21	66 kW	93 ->	<b>Y520</b>	8181	2839	7033	200	20
1.6	4G92P	F5M22	83 kW	93 ->	<b>Y520</b>	8181	2839	7033	200	20
1.8	4G93	F5M22	96 - 98 kW	96 ->	<b>Y500</b>	8029	2915	7033	215	20
2.0 D	4D68-0E6	F5M22	50 kW	95 ->			2839	7033	200	20
<b>COMPACT</b>										
1.3	4G13	F5M22	55 kW	95 -> 00	<b>Y521</b>	8183	2845	7033	184	20
1.5	4G15	F5M22	66 kW	95 -> 00	<b>Y520</b>	8181	2839	7033	200	20
1.6	4G92	F5M22	83 kW	95 -> 00	<b>Y520</b>	8181	2839	7033	200	20
<b>PERSONA</b>										
1.3	4G13	F5M22	55 kW	97 ->	<b>Y521</b>	8183	2845	7033	184	20
1.5	4G15P	5M	66 kW	93 -> 00	<b>Y520</b>	8181	2839	7033	200	20
1.6	4G92P	5M	83 kW	93 -> 00	<b>Y520</b>	8181	2839	7033	200	20
1.8	4G93	F5M22	98 kW	96 ->	<b>Y500</b>	8029	2915	7033	215	20
2.0 D	4D68-0E6	F5M22	50 kW	95 ->			2839	7033	200	20


 Description	 Engine	 Gearbox - Chassis	 Year	 Code Kit	 Code	 Code	 Code	 Code	 Code	 Code
<b>PROTON</b>										
1.3	4G13B	5M	55 kW	89 -> 92	<b>Y521</b>	8183	2845	7033	184	20
1.3	4G13B	5M	55 kW	92 ->	<b>Y520</b>	8181	2839	7033	200	20
1.5	4G15	5M	66 kW	89 -> 92	<b>Y521</b>	8183	2845	7033	184	20
1.5	4G15	5M	66 kW	92 ->	<b>Y520</b>	8181	2839	7033	200	20
<b>SATRIA</b>										
1.3	4G13P	F5M22	54 kW	00 ->	<b>Y521</b>	8183	2845	7033	184	20
1.6	4G92D	F5M22	69 kW	00 ->	<b>Y520</b>	8181	2839	7033	200	20
<b>WIRA</b>										
1.3	4G13P	F5M21	54 kW	00 ->	<b>Y521</b>	8183	2845	7033	184	20
1.5	4G15D	F5M22	63 kW	00 ->	<b>Y520</b>	8181	2839	7033	200	20
1.6	4G92D	F5M22	69 kW	00 ->	<b>Y520</b>	8181	2839	7033	200	20
1.8	4G93D	F5M22	84 kW	00 ->	<b>Y500</b>	8029	2915	7033	215	20
<b>RELIANT</b>										
<b>METROCAB</b>										
2.5 D		J	50 kW	86 -> 89		8105	2873		232	23
2.5 D		MT75	52 kW	89 ->	<b>Y239</b>	8105	2885	7070	241	23
<b>SABRE</b>										
1.3 - 1.4 4	HL14	M4 - M5	55 kW	92 -> 95	<b>Y085</b>	8037	2953	7050	190	23
1.6 4				85 -> 90	<b>Y095</b>	8039	2795	7050	216	23
1.8 Turbo	CA18ET	M5	99 kW	92 -> 95			6048		225	24
<b>SCIMITAR</b>										
2.8 V6	TV28	M4	99 kW	79 -> 90		8105	2873		232	23
3.0 V6	ESSEX V6	M4	102 kW	72 -> 81		8105	2873		232	23
<b>SCIMITAR SSI</b>										
1.3	TL13	M4	51 kW	85 -> 87	<b>Y085</b>	8037	2953	7050	190	23
1.4	HL14	M4 - M5	54 kW	87 -> 92	<b>Y085</b>	8037	2953	7050	190	23
1.6	HL16	M5	71 kW	85 -> 90			2795		216	23
1.8 Turbo	CA18ET	M5	99 kW	86 -> 92			6048		225	24



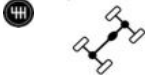










The Reliant Scimitar name was used for a series of sports car models produced by British car manufacturer Reliant between 1964 and 1986. During its 22-year production it developed into a range of versions including a convertible launched in 1980. All have a fibreglass body mounted on a steel box-section chassis.


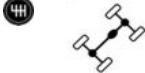







Reliant's first Scimitar was a coupé based upon the styling of a Daimler SP250 prototype (renamed the SX250) and the chassis of a Reliant Sabre. It was first displayed in 1964. It was powered by a 2.6-litre Ford straight six from the Ford Zephyr and Zodiac. In order to keep cost down, many components in addition to the engine were existing ones originally designed for competitor models, a point emphasized for buyers of the early Scimitars in which unfolding the sun visor involved knocking the driver's mirror out of adjustment.



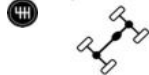








In 1966 the SE4A was replaced by the SE4B, with a 3.0 L V6 Ford "Essex" engine. A year later, in September 1967, the cheaper SE4C was introduced with a 2.5-litre version of the same engine and a reduction of £105 on the 'recommended retail price'. The engine differed from the one fitted on the Ford Zephyr 6 in that the Reliant engine came with an alternator whereas Ford buyers had to be content with a dynamo.



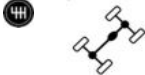








 Description	 Engine	 Gearbox - Chassis		 Year	 Code Kit	 Code	 Code	 Code	 Code	 Code
<b>RENAULT</b>										
<b>ALLIANCE</b>										
1.4	C3J	JB1		82 -> 87	<b>Y188</b>	8009	2096	7022	181	26
1.7	F3N	JB3		84 -> 87	<b>Y191</b>	8028	2694	7022	200	26
<b>ALPINE A 110</b>										
1.3	812		76 kW	68 -> 76	<b>Y003</b>	8002	0605	7020	170	20
1.3	1300S		44 kW	68 -> 75	<b>Y003</b>	8002	0605	7020	170	20
1.3	1300S			75 -> 76	<b>Y036</b>	8009	0758	7020	181	20
<b>ALPINE GT</b>										
2.8 V6	Z6W	UN1	118 kW				2314	7021	235	21
<b>CLIO I 90 -&gt; 98</b>										
1.0	C1C	JB5	31 kW	90 -> 93	<b>Y188</b>	8009	2096	7022	181	26
1.1	C1E	JB0	36 kW	90 -> 96	<b>Y188</b>	8009	2096	7022	181	26
1.2	D7F - E5F - C3G	JB1	40 - 44 kW	90 -> 98	<b>Y188</b>	8009	2096	7022	181	26
1.2 Easyshift	D7F	JB1	44 kW	96 -> 98	<b>Y302</b>	8011	6244	7017	181	26
1.4	E6J	JB1	55 - 59 kW	90 -> 98	<b>Y188</b>	8009	2096	7022	181	26
1.7	F2N	JB3	68 kW	90 -> 96	<b>Y191</b>	8028	2694	7022	200	26
1.8 - 1.8 16V - 1.8 RSi	F3P - F7R	JB3	66 - 70 - 81 - 101 kW	90 -> 98	<b>Y191</b>	8028	2694	7022	200	26
1.9 D	F8Q	JB1	40 - 47 kW	90 -> 98	<b>Y093</b>	8013	2647	7022	200	26
2.0 i Williams	F7R	JC5	110 kW	93 -> 96	<b>Y191</b>	8028	2694	7022	200	26
<b>CLIO II 98 -&gt; 05</b>										
1.0	D4D	JB1	43 - 51 kW	01 ->	<b>Y302</b>	8011	6244	7017	181	26
1.2	D4F	JB1	40 - 55 kW	98 -> 01	<b>Y302</b>	8011	6244	7017	181	26
1.4	E7J	JB1	55 kW	98 -> 01	<b>Y302</b>	8011	6244	7017	181	26
1.4 16V	K4J	JB1	55 - 72 kW	99 -> 00	<b>Y077</b>	8085	2935	7017	200	26
1.5 dCi	K9K	JH3 - JR5	50 - 62 - 74 kW	01 -> 03	<b>Y304</b>	8217	2827	2 pcs.	215	26
1.5 dCi			48 - 59 - 60 kW	01 ->	<b>Y338</b>	8222	6464	7017	215	26
1.6	K7M	JB1	66 kW	98 -> 05	<b>Y031</b>	8085	2694	7017	200	26
1.6 16V	K4M	JB3	79 kW	98 ->	<b>Y077</b>	8085	2935	7017	200	26
1.9 D	F8Q	JB1	40 - 48 kW	98 -> 05	<b>Y079</b>	8133	2935	7017	200	26
1.9 dTi	F9Q	JB3	60 kW	00 -> 05	<b>Y228</b>	8134	2827	7017	215	26
2.0 i Sport - 2.0 i RS 16V	F4R	JC5	172 - 182 kW	00 -> 03	<b>Y033</b>	8087	2827	7017	215	26
<b>CLIO III 05 -&gt;</b>										
1.4 16V	K4J780		72 kW	05 ->	<b>Y324</b>	8195	6143	2 pcs.	200	26
1.5 dCi	K9K768	Only for listed OE N°	50 kW	05 ->	<b>Y304</b>	8217	2827	2 pcs.	215	26
1.5 dCi	K9K766	Only for listed OE N°	63 kW	05 ->	<b>Y304</b>	8217	2827	2 pcs.	215	26
1.6 16V	K4M804		65 kW	05 ->	<b>Y324</b>	8195	6143	2 pcs.	200	26
1.6 16V	K4M800 - 801		82 kW	05 ->	<b>Y324</b>	8195	6143	2 pcs.	200	26
2.0 16V			102 kW	06 ->					225	21
<b>CLIO III 12 -&gt;</b>										
1.5 dCi 75			55 kW	12 ->	<b>Y304</b>	8217	2827	2 pcs.	215	26
1.5 dCi 90			66 kW	12 ->	<b>Y304</b>	8217	2827	2 pcs.	215	26
<b>CLIO Grandtour 08 -&gt;</b>										
1.5 dCi	K9K768	Only for listed OE N°	50 kW	05 ->	<b>Y304</b>	8217	2827	2 pcs.	215	26
1.5 dCi	K9K766	Only for listed OE N°	63 kW	05 ->	<b>Y304</b>	8217	2827	2 pcs.	215	26
1.6 16V	K4M800 - 801		82 kW	05 ->	<b>Y324</b>	8195	6143	2 pcs.	200	26
<b>CLIO Grandtour IV 12 -&gt;</b>										
1.5 dCi 75			55 kW	13 ->	<b>Y304</b>	8217	2827	2 pcs.	215	26
1.5 dCi 90			66 kW	13 ->	<b>Y304</b>	8217	2827	2 pcs.	215	26

 Description	 Engine	 Gearbox - Chassis		 Year	 Code Kit	 Code	 Code	 Code	 Code	 Code	
<b>ESPACE I</b>											
2.0	J6R	NG3	74 - 80 - 87 kW	84 -> 92	<b>Y124</b>	8051	2423	7021	215	21	
2.1 TD	J8S	NG3	65 kW	84 -> 91	<b>Y203</b>	8046	2423	7021	215	21	
2.2	J7T	NG3	79 kW	86 -> 90	<b>Y124</b>	8051	2423	7021	215	21	
<b>ESPACE II</b>											
2.0	J7R	NG3	76 kW	91 -> 96	<b>Y124</b>	8051	2423	7021	215	21	
2.1 TD	J8S	NG3	65 - 68 kW	91 -> 96	<b>Y203</b>	8046	2423	7021	215	21	
2.2	J7T	NG3	81 kW	91 -> 96	<b>Y124</b>	8051	2423	7021	215	21	
<b>ESPACE III</b>											
1.9 dTi	F9Q	JC5	74 kW	99 -> 02	<b>Y228</b>	8134	2827	7017	215	26	
2.0 - 2.0 16V	F3R	JC5	85 - 103 kW	96 -> 02	<b>Y033</b>	8087	2827	7017	215	26	
2.2 dT	G8T	PK1	85 kW	96 -> 99	<b>Y313</b>	8186	6117	7095	225	21	
2.2 dT	G8T	PK1	85 kW	99 -> 00	<b>Y312</b>	8186	6117	2 pcs.	225	21	
<b>EXPRESS 85 -&gt; 91</b>											
1.0	C1C	JB0	27 kW	85 -> 91	<b>Y188</b>	8009	2096	7022	181	26	
1.1	C1E	JB0	33 - 35 kW	85 -> 91	<b>Y188</b>	8009	2096	7022	181	26	
1.4	C1J	JB1	44 kW	85 -> 91	<b>Y188</b>	8009	2096	7022	181	26	
1.6 D	F8M	JB0	40 kW	85 -> 91	<b>Y188</b>	8009	2096	7022	181	26	
<b>EXPRESS 91 -&gt; 97</b>											
1.1	C1E	JB0	33 kW	91 -> 97	<b>Y188</b>	8009	2096	7022	181	26	
1.2	C1G - C3G	JB0	40 kW	91 -> 97	<b>Y188</b>	8009	2096	7022	181	26	
1.4	E6J - C3J	JB1	44 kW	91 -> 97	<b>Y188</b>	8009	2096	7022	181	26	
1.6 D	F8M	JB0	40 kW	91 -> 94	<b>Y093</b>	8013	2647	7022	200	26	
1.9 D	F8Q	JB1	48 kW	91 -> 97	<b>Y093</b>	8013	2647	7022	200	26	
<b>EXTRA 85 -&gt; 91</b>											
1.0	C1C	JB0	27 kW	85 -> 91	<b>Y188</b>	8009	2096	7022	181	26	
1.1	C1E	JB0	35 kW	85 -> 91	<b>Y188</b>	8009	2096	7022	181	26	
1.4	C1J	JB1	44 kW	85 -> 91	<b>Y188</b>	8009	2096	7022	181	26	
1.6 D	F8M	JB1	40 kW	85 -> 91	<b>Y188</b>	8009	2096	7022	181	26	
<b>EXTRA 91 -&gt; 97</b>											
1.2	C1G - C3G	JB0	40 kW	91 -> 97	<b>Y188</b>	8009	2096	7022	181	26	
1.4	E6J	JB1	44 kW	91 -> 97	<b>Y188</b>	8009	2096	7022	181	26	
1.6 D	F8M	JB0	40 kW	91 -> 94	<b>Y093</b>	8013	2647	7022	200	26	
1.9 D	F8Q	JB0	48 kW	91 -> 97	<b>Y093</b>	8013	2647	7022	200	26	
<b>FLUENCE</b>											
1.5 dCi	K9830	Only for listed OE N°	50 kW	05 ->	<b>Y304</b>	8217	2827	2 pcs.	215	26	H007
1.5 dCi	K9834	Only for listed OE N°	63 kW	05 ->	<b>Y304</b>	8217	2827	2 pcs.	215	26	H023
1.6 16V	K4M838-839		82 kW	10 ->	<b>Y324</b>	8195	6143	2 pcs.	200	26	
<b>FUEGO</b>											
1.4	847	352	47 kW	79 -> 85	<b>Y036</b>	8009	0758	7020	181	20	
1.6	A6M	395	71 kW	79 -> 81	<b>Y066</b>	8161	0263	7003	200	21	
1.6	843	NG0	92 - 97 kW	80 -> 85	<b>Y067</b>	8161	0263	7021	200	21	
1.6 Turbo	A5L	NG3	97 kW	83 -> 85	<b>Y203</b>	8046	2423	7021	215	21	
2.0	829	NG3	81 kW	80 -> 85	<b>Y124</b>	8051	2423	7021	215	21	
2.1 Turbo Diesel	J8S	NG3	65 kW	82 -> 84	<b>Y203</b>	8046	2423	7021	215	21	
2.2 i - 2.2 i Turbo	J7T	NG3	81 kW	83 -> 85	<b>Y124</b>	8051	2423	7021	215	21	
<b>GRAND SCENIC II</b>											
1.5 dCi	JM0/1		74 kW	04 ->	<b>Y304</b>	8217	2827	2 pcs.	215	26	H023
2.0 dCi			110 kW	05 ->					250	21	H021
<b>GRAND SCENIC III</b>											
1.5 dCi	JZ0/1		63 kW	09 ->	<b>Y304</b>	8217	2827	2 pcs.	215	26	H023


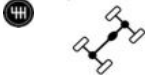





 Description	 Engine	 Gearbox - Chassis		 Year	 Code Kit	 Code	 Code	 Code	 Code	 Code
<b>KADJAR</b>										
1.2 Tce 130			96 kW	15 ->						H023
1.5 dCi 110			81 kW	15 ->						H023
<b>KANGOO 97 -&gt; 03</b>										
1.2 i	DF7	JB1	40 kW	97 -> 03	<b>Y302</b>	8011	6244	7017	181	26
1.4 i	E7J	JB3	55 kW	97 -> 03	<b>Y302</b>	8011	6244	7017	181	26
1.6 i 16V 4	K4M	JC7	70 kW	02 -> 03					215	26
1.9 D	F8Q	JB1	40 - 48 kW	97 -> 03	<b>Y079</b>	8133	2935	7017	200	26
1.9 dCi	F9Q	JC7	59 kW	02 -> 03	<b>Y304</b>	8217	2827	2 pcs.	215	26
1.9 DTi	F9Q	JC5	60 kW	98 -> 03	<b>Y228</b>	8134	2827	7017	215	26
<b>KANGOO 03 -&gt;</b>										
1.2 i - 1.2 i 16V	D4F	JB1	40 - 55 kW	03 ->	<b>Y302</b>	8011	6244	7017	181	26
1.4 i	E7J	JB3	55 kW	97 -> 03	<b>Y302</b>	8011	6244	7017	181	26
1.5 dCi			42 - 48 - 60 kW	03 ->	<b>Y338</b>	8222	6464	7017	215	26
1.5 dCi	K9K	Only for listed OE N°	50 - 62 - 66 kW	05 ->	<b>Y304</b>	8217	2827	2 pcs.	215	26
1.5 dCi	K9K	Only for listed OE N°	50 - 62 - 66 kW	05 ->	<b>Y304</b>	8217	2827	2 pcs.	215	26
1.6 16V	K4M	JB3	70 - 79 kW	03 ->	<b>Y077</b>	8085	2935	7017	200	26
1.6 i 16V 4	K4M	JC7	70 kW	03					215	26
1.9 D	F8Q	JB1	48 kW	03 ->	<b>Y079</b>	8133	2935	7017	200	26
1.9 dTi	F9Q	JC5	60 kW	03 ->	<b>Y228</b>	8134	2827	7017	215	26
1.9 dTi 4	F9Q	0H1	59 kW	03 ->					215	26
<b>KANGOO 07 -&gt;</b>										
1.5 dCi	K9K	Only for listed OE N°	50 kW	07 ->	<b>Y304</b>	8217	2827	2 pcs.	215	26
1.5 dCi	K9K	Only for listed OE N°	63 kW	07 ->	<b>Y304</b>	8217	2827	2 pcs.	215	26
1.6 i 16V	K4M	Only for listed OE N°	77 kW	07 ->	<b>Y324</b>	8195	6143	2 pcs.	200	26
1.6 i 16V Hi-Flex	K4M		77 kW	07 ->	<b>Y324</b>	8195	6143	2 pcs.	200	26
<b>LAGUNA I 94 -&gt; 00</b>										
1.6 16V	K4M	JB3	81 kW	98 -> 00	<b>Y077</b>	8085	2935	7017	200	26
1.8 i 16V	F4P	JC5	88 kW	98 -> 00	<b>Y033</b>	8087	2827	7017	215	26
1.8 i	F3P	JB3	64 - 70 kW	95 -> 00	<b>Y033</b>	8087	2827	7017	215	26
1.8 i	F3P	JB3	70 kW	94 -> 95	<b>Y191</b>	8028	2694	7022	200	26
1.9 dTi	F9Q	JC5	74 kW	98 -> 00	<b>Y228</b>	8134	2827	7017	215	26
2.0 i 16V	N7Q	JC5	103 kW	95 -> 00				7022	219	26
2.0 i	F3R	JC5	85 kW	94 -> 95	<b>Y191</b>	8028	2694	7022	200	26
2.0 - 2.0 i - 2.0 i 16V	F3R	JC5	85 - 103 kW	95 -> 00	<b>Y033</b>	8087	2827	7017	215	26
2.2 D	G8T	JB3	63 kW	94 -> 98			2827	7022	215	26
2.2 dT	G8T	PK1	85 kW	96 -> 98	<b>Y313</b>	8186	6117	7095	225	21
2.2 dT	G8T	PK1	85 kW	98 -> 01	<b>Y312</b>	8186	6117	2 pcs.	225	21
3.0 V6 24V	L7X	PK1	143 kW	97 -> 00			2900		234	21
<b>LAGUNA II 01 -&gt; 07</b>										
1.6 i 16V	K4M.710	Only for listed OE N°	81 kW	01 -> 02					215	26
1.6 i 16V	K4M.714	Only for listed OE N°	81 kW	02 -> 04					215	26
1.6 i 16V	K4M.716	Only for listed OE N°	81 kW	04 ->					215	26
1.8 i 16V	F4P.770	Only for listed OE N°	87 - 88 kW	01 -> 04					215	26
1.8 i 16V	F4P.770	Only for listed OE N°	87 - 88 kW	04 ->					215	26
1.9 dCi	FQ9	Only for listed OE N°	77 kW	01	<b>Y228</b>	8134	2827	7017	215	26
1.9 dCi	FQ9	Only for listed OE N°	77 kW	01 -> 02					215	26
1.9 dCi	FQ9	Only for listed OE N°	77 kW	02 ->					215	26
2.0 i 16V	F4R - F5R	Only for listed OE N°	103 kW	01 -> 02					215	26
2.0 i 16V	F4R - F5R	Only for listed OE N°	103 kW	02 -> 04					215	26
2.0 i 16V	F4R - F5R	Only for listed OE N°	103 kW	04 ->					215	26



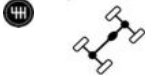








 Description	 Engine	 Gearbox - Chassis		 Year	 Code Kit	 Code	 Code	 Code	 Code	 Code	
<b>LAGUNA III 07 -&gt;</b>											
1.5 dCi	K9K		81 kW	07 ->					230	21	H023
1.6 i 16V	K4M	TL4	81 kW	07 ->					220	21	H023
2.0 i 16V	M4R	TL4	103 kW	07 ->					225	21	H023
<b>LOGAN</b>											
1.5 dCi			48 - 60 kW	07 ->	<b>Y338</b>	8222	6464	7017	215	26	
<b>MASCOTT</b>											
90.35			63 kW	99 -> 01	<b>Y405</b>	8175	2663	7091	235	10	
110.35			78 kW	99 -> 04	<b>Y405</b>	8175	2663	7091	235	10	
<b>MASTER I 80 -&gt; 98</b>											
2.0	J5R	5 Speed	59 kW	80 -> 98	<b>Y125</b>	8046	2301	7062	215	21	
2.0 - 2.0 Propulsion	J5R	4 Speed	59 kW	80 -> 89		8046		7062			
2.1 D	J8S	UN5	44 kW	80 -> 98	<b>Y125</b>	8046	2301	7062	215	21	
2.2	J7T		67 kW	80 -> 98			2749	7062	228	21	
2.4 D - 2.4 Propulsion	S8U	4 Speed	52 kW	80 -> 89		8046		7062			
2.4 D	S8U	5 Speed	52 kW	80 -> 98	<b>Y125</b>	8046	2301	7062	215	21	
<b>MASTER II 98 -&gt;</b>											
1.9 dCi	F9Q	PK5	60 kW	01 ->			6164		241	21	H021
1.9 dTI	F9Q	PF1	60 kW	00 ->					242	21	H022
2.2 dCi	G9T	PF1	66 kW	00 ->			6348		241	21	H022
2.5 D	S8U	PF1	59 kW	98 -> 01					242	21	H022
2.5 dCi	G9U	PF1	85 kW	01 ->					242	21	H021
2.5 dCi	G9U	PK5 - PK6	73 - 84 kW	04 ->			6348		241	21	H021
2.5 dCi	G9U	PK6	107 kW	06 ->			6348		241	21	H021
2.8 dTI	S9W	PF1	85 kW	98 -> 01					242	21	H022
3.0 dCi	ZD3	PF6	100 kW	03 ->					242	21	H021
<b>MEGANE I 95 -&gt; 02</b>											
1.4 i	E7J	JB1	55 kW	95 -> 97	<b>Y027</b>	8009	2096	7017	181	26	
1.4 i	E7J	JB1	55 kW	97 -> 00	<b>Y302</b>	8011	6244	7017	181	26	
1.4 i 16V	K4J	JB3	70 kW	98 -> 99	<b>Y033</b>	8087	2827	7017	215	26	
1.4 i 16V	K4J	JB1	70 kW	99 -> 02	<b>Y077</b>	8085	2935	7017	200	26	
1.6 i	K7M	JB1	55 - 66 kW	95 -> 00	<b>Y031</b>	8085	2694	7017	200	26	
1.6 i 16V	K4M	JB3	79 kW	98 -> 02	<b>Y228</b>	8134	2827	7017	215	26	
1.8 i 16V	F4P	JB3	85 - 88 kW	99 -> 02	<b>Y033</b>	8087	2827	7017	215	26	
1.9 D - 1.9 D ECO	F8Q		47 kW	96 -> 03	<b>Y034</b>	8133	2647	7017	200	26	
1.9 D	F8Q	JB1	48 kW	95 -> 02	<b>Y079</b>	8133	2935	7017	200	26	
1.9 dT	F8Q	JCS	66 - 69 kW	95 -> 98	<b>Y041</b>	8016	2497	7017	200	26	
1.9 dTi - 1.9 dCi	F9Q	JB3	59 - 77 kW	96 -> 02	<b>Y228</b>	8134	2827	7017	215	26	
2.0 i - 2.0 i 16V	F3R	JB3	85 - 110 kW	95 -> 02	<b>Y033</b>	8087	2827	7017	215	26	
<b>MEGANE II 02 -&gt;</b>											
1.4 i 16V	K4J	Only for listed OE N°	60 - 72 kW	02 ->	<b>Y324</b>	8195	6143	2 pcs.	200	26	H007
1.5 dCi	K9K	Only for listed OE N°	60 kW	02 -> 04	<b>Y304</b>	8217	2827	2 pcs.	215	26	H007
1.5 dCi	K9K	Only for listed OE N°	63 - 74 kW	02 -> 04	<b>Y304</b>	8217	2827	2 pcs.	215	26	H023
1.6 i 16V	K4M	JH3	77 - 85 kW	02 ->	<b>Y324</b>	8195	6143	2 pcs.	200	26	H007
1.9 dCi	F9Q	ND0	88 kW	02 ->					240	26	
2.0 i Turbo	F4R	ND0	165 kW	04 ->					240	26	
<b>MEGANE III 08 -&gt;</b>											
1.5 dCi	K9K	Only for listed OE N°	77 - 81 kW	08 ->	<b>Y304</b>	8217	2827	2 pcs.	215	26	H007
1.6 i 16V	K4M	JH3	74 kW	08 ->	<b>Y324</b>	8195	6143	2 pcs.	200	26	H007
2.0 CVT	M4R		103 kW	09 ->					225	21	



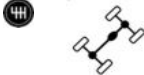








 Description	 Engine	 Gearbox - Chassis		 Year	 Code Kit	 Code	 Code	 Code	 Code	 Code	
<b>MODUS</b>											
1.2 i 16V	D4F	Only for listed OE N°	48 - 55 kW	04 ->					180	26	H007
1.2 i 16V	D4F	Only for listed OE N°	58 kW	04 ->					180	26	H007
1.4 i 16V	K4J	Only for listed OE N°	72 kW	04 ->	<b>Y324</b>	8195	6143	2 pcs.	200	26	H007
1.5 dCi	K9K	Only for listed OE N°	50 - 60 - 63 kW	04 ->	<b>Y304</b>	8217	2827	2 pcs.	215	26	H007
1.5 dCi 75	K9K	Only for listed OE N°	55 kW	10 ->	<b>Y304</b>	8217	2827	2 pcs.	215	26	H007
1.6 i 16V	K4M	Only for listed OE N°	65 - 83 kW	04 ->	<b>Y324</b>	8195	6143	2 pcs.	200	26	H007
<b>R 4</b>											
0.7 - 0.8 - 0.9	680	328		67 -> 79	<b>Y018</b>	8008	0098	7020	160	20	
1.0	C1C	HA0	25 kW	87 -> 93	<b>Y036</b>	8009	0758	7020	181	20	
1.1	688	Chass. -> 153412	25 kW	75 -> 93	<b>Y018</b>	8008	0098	7020	160	20	
1.1	688	Chass. 153413 ->	25 - 26 kW	75 -> 93	<b>Y036</b>	8009	0758	7020	181	20	
<b>R 5</b>											
0.8	839	HA0	26 kW	72 -> 84	<b>Y018</b>	8008	0098	7020	160	20	
0.9	800	HA0	27 kW	72 -> 84	<b>Y018</b>	8008	0098	7020	160	20	
1.0	689	Chass. -> 1079617	32 kW	72 -> 85	<b>Y018</b>	8008	0098	7020	160	20	
1.0	689	Chass. 1079617 ->	32 kW	72 -> 85	<b>Y036</b>	8009	0758	7020	181	20	
1.1	688	HA0	33 kW	80 -> 85	<b>Y036</b>	8009	0758	7020	181	20	
1.3	810	354	40 - 46 kW	75 -> 85	<b>Y036</b>	8009	0758	7020	181	20	
1.3	810	Chass. -> 66706	47 kW	75 -> 84	<b>Y003</b>	8002	0605	7020	170	20	
1.3	810	Chass. 66707 ->	47 kW	75 -> 84	<b>Y036</b>	8009	0758	7020	181	20	
1.4	840	385	43 - 68 kW	75 -> 85	<b>Y036</b>	8009	0758	7020	181	20	
1.6 TD				85 -> 99	<b>Y188</b>	8009	2096	7022	181	26	
<b>R 5 SUPER</b>											
0.9	C1C	JB0	30 kW	84 -> 88	<b>Y188</b>	8009	2096	7022	181	26	
1.1	C1E	JB0	33 - 34 kW	84 -> 95	<b>Y188</b>	8009	2096	7022	181	26	
1.2	C1G	JB4	40 kW	87 -> 90	<b>Y188</b>	8009	2096	7022	181	26	
1.4	C1J	JB1	43 - 44 - 48 - 52 kW	84 -> 96	<b>Y188</b>	8009	2096	7022	181	26	
1.4 Turbo GT	C1J	JB3	88 kW	85 -> 90	<b>Y191</b>	8028	2694	7022	200	26	
1.6 D	C1J	JB3	40 kW	85 -> 96	<b>Y188</b>	8009	2096	7022	181	26	
1.7	F2N	JB3	54 - 64 - 69 kW	86 -> 95	<b>Y191</b>	8028	2694	7022	200	26	
<b>R 6</b>											
0.8	800		25 kW	68 -> 80	<b>Y018</b>	8008	0098	7020	160	20	
1.1	688		33 - 35 kW	69 -> 80	<b>Y018</b>	8008	0098	7020	160	20	
<b>R 9</b>											
1.1	C1E	JB1	35 kW	81 -> 87	<b>Y188</b>	8009	2096	7022	181	26	
1.2	C1G	JB1	40 kW	85 -> 88	<b>Y188</b>	8009	2096	7022	181	26	
1.4	C1J	JB1	44 - 49 - 53 kW	81 -> 88	<b>Y188</b>	8009	2096	7022	181	26	
1.4 Turbo	C1J	JB3S	77 - 85 kW	84 -> 89	<b>Y191</b>	8028	2694	7022	200	26	
1.6 D	F8M	JB1	40 kW	82 -> 88	<b>Y188</b>	8009	2096	7022	181	26	
1.7	F2N	JB3	54 - 55 - 59 - 65 - 69 kW	84 -> 89	<b>Y191</b>	8028	2694	7022	200	26	
<b>R 11</b>											
1.1	C1E	JB1	35 kW	83 -> 86	<b>Y188</b>	8009	2096	7022	181	26	
1.2	C1G	JB1	40 kW	84 -> 88	<b>Y188</b>	8009	2096	7022	181	26	
1.4	C1J	JB1	44 - 49 - 50 - 53 kW	83 -> 88	<b>Y188</b>	8009	2096	7022	181	26	
1.4 Turbo	C1J	JB3S	77 - 85 kW	84 -> 88	<b>Y191</b>	8028	2694	7022	200	26	
1.6 D	F8M	JB1	40 kW	83 -> 88	<b>Y188</b>	8009	2096	7022	181	26	
1.7	F2N	JB3	54 - 55 - 59 - 65 - 69 kW	83 -> 88	<b>Y191</b>	8028	2694	7022	200	26	
<b>R 12</b>											
1300	810	352	37 - 40 - 44 kW	69 -> 74	<b>Y003</b>	8002	0605	7020	170	20	
1300	810	352	37 - 40 - 44 kW	74 -> 80	<b>Y036</b>	8009	0758	7020	181	20	
1400	847	352		76 -> 80	<b>Y036</b>	8009	0758	7020	181	20	

 Description	 Engine	 Gearbox - Chassis	 Year	 Code Kit	 Code	 Code	 Code	 Code	 Code	 Code
<b>R 14</b>										
1.2	129	408	42 - 51 kW	76 -> 84	<b>Y023</b>	8009	1712	7004	181	20
1.4	150	408	52 kW	78 -> 80	<b>Y023</b>	8009	1712	7004	181	20
<b>R 16</b>										
1600	807	336	49 - 63 kW	73 -> 76	<b>Y066</b>	8161	0263	7003	200	21
1650	843	385	66 kW	73 -> 80	<b>Y066</b>	8161	0263	7003	200	21
<b>R 18</b>										
1.4	847	NG1	54 kW	81 -> 86	<b>Y067</b>	8161	0263	7021	200	21
1.4	847	352	47 kW	77 -> 86	<b>Y036</b>	8009	0758	7020	181	20
1.6	841	352	54 kW	78 -> 81	<b>Y066</b>	8161	0263	7003	200	21
1.6 - 1.6 i - 16 4	841	NG0	54 - 71 kW	78 -> 86	<b>Y067</b>	8161	0263	7021	200	21
1.6 Turbo	A5L	NG3	92 kW	80 -> 82	<b>Y204</b>	8046	2301	7021	215	21
1.6 Turbo - 1.6 i Turbo	A5L	NG3	92 kW	82 -> 86	<b>Y124</b>	8051	2423	7021	215	21
2.0	J6R	NG3	76 kW	81 -> 82	<b>Y204</b>	8046	2301	7021	215	21
2.0 - 2.0 4	J6R	NG3	77 kW	82 -> 86	<b>Y124</b>	8051	2423	7021	215	21
2.1 D	852	395	49 kW	80 -> 81	<b>Y066</b>	8161	0263	7003	200	21
2.1 D - 2.1 D 4	852	NG0	49 kW	80 -> 86	<b>Y065</b>	8161	2028	7021	200	21
2.1 TD	J8S	NG3	65 kW	84 -> 86	<b>Y203</b>	8046	2423	7021	215	21
2.2 Turbo	J7T	NG3	81 kW	83 -> 86	<b>Y203</b>	8046	2423	7021	215	21
<b>R 19</b>										
1.2	E7F - C1G	JB0	40 - 44 kW	88 -> 95	<b>Y188</b>	8009	2096	7022	181	26
1.4	E6J - C1J	JB0	43 - 59 kW	88 -> 95	<b>Y188</b>	8009	2096	7022	181	26
1.7	F2N	JB3	54 - 79 kW	88 -> 95	<b>Y191</b>	8028	2694	7022	200	26
1.8 i - 1.8 i 16V	F7P - F3P	JB3	66 - 103 kW	88 -> 95	<b>Y191</b>	8028	2694	7022	200	26
1.9 D	F8Q	Eng. -> C 096560	47 kW	88 -> 89	<b>Y127</b>	8028	2647	7022	200	26
1.9 D	F8Q	Eng. C 096561 ->	47 kW	89 -> 95	<b>Y093</b>	8013	2647	7022	200	26
1.9 TD	F8Q	JC5	66 kW	90 -> 95	<b>Y094</b>	8016	2647	7022	200	26
<b>R 20</b>										
1.6	843	NG0	71 kW	75 -> 81	<b>Y067</b>	8161	0263	7021	200	21
1.6	843	352	71 kW	75 -> 81	<b>Y066</b>	8161	0263	7003	200	21
2.0	829	367	76 kW	80 -> 84	<b>Y204</b>	8046	2301	7021	215	21
2.0	829	Chass. -> 199211	80 kW	77 -> 84	<b>Y124</b>	8051	2423	7021	215	21
2.0	829	Chass. 199212 ->	80 kW	77 -> 84	<b>Y204</b>	8046	2301	7021	215	21
2.1 D	852	NG0	47 kW	79 -> 84	<b>Y065</b>	8161	2028	7021	200	21
2.2	851	Chass. -> 6778	85 kW	80 -> 84	<b>Y124</b>	8051	2423	7021	215	21
2.2	851	Chass. 6779 ->	85 kW	80 -> 84	<b>Y204</b>	8046	2301	7021	215	21
<b>R 21 Nevada Savanna</b>										
1.4	C2J	JB1	51 kW	88 -> 93	<b>Y188</b>	8009	2096	7022	181	26
1.7 - 1.7 i	F2N	JB2	54 - 70 kW	86 -> 94	<b>Y191</b>	8028	2694	7022	200	26
1.7	F2N	JB3	68 kW	90 -> 95			6496		215	21
1.9 D	F8Q	Chass. -> C002006	47 kW	89 -> 94	<b>Y127</b>	8028	2647	7022	200	26
1.9 D	F8Q	Chass. C002007 ->	47 kW	89 -> 94	<b>Y093</b>	8013	2647	7022	200	26
2.0	F2N	JB2	66 kW	86 -> 93	<b>Y191</b>	8028	2694	7022	200	26
2.0 - 2.0 i - 2.0 i 4	J6R	NG7	75 - 102 kW	86 -> 94			6496		215	21
2.1 D - 2.1 D 4	J8S	NG7	50 - 65 kW	86 -> 94	<b>Y065</b>	8161	2028	7021	200	21
2.1 TD	J8S	NG9	65 kW	86 -> 95			6496		215	21
2.2 - 2.2 i - 2.2 i 4	J7T	NG7	81 kW	86 -> 95			6496		215	21



 Description	 Engine	 Gearbox - Chassis		 Year	 Code Kit	 Code	 Code	 Code	 Code	 Code
<b>R 25</b>										
2.0	J6R	NG3	74 - 99 - 103 kW	84 > 93	<b>Y124</b>	8051	2423	7021	215	21
2.1 Diesel	J8S		46 - 51 kW	84 > 92	<b>Y065</b>	8161	2028	7021	200	21
2.1 Turbo Diesel	B290 - B29W		63 kW	84 > 92	<b>Y203</b>	8046	2423	7021	215	21
2.2	J7T	NG3	76 - 79 - 89 - 91 kW	84 > 92	<b>Y124</b>	8051	2423	7021	215	21
2.5 V6 Turbo	Z7U	UN1	134 - 151 kW	85 > 92			2500	7021	228	21
2.6 V6	Z7V	UN1	106 kW	83 > 88			2419	7021	228	21
2.8 V6	Z7W	UN1	110 - 118 kW	85 > 92			2419	7021	228	21
<b>R 30</b>										
2.1 TD	J8S	NG3	63 kW	82 > 86	<b>Y203</b>	8046	2423	7021	215	21
2.6	112		92 - 96 kW	75 > 78			2314	7061	235	21
<b>RAPID</b>										
1.0	C1C	JB0	27 kW	86 > 92	<b>Y188</b>	8009	2096	7022	181	26
1.1	C1E	JB0	33 kW	85 > 95	<b>Y188</b>	8009	2096	7022	181	26
1.4 - 1.4 i	C1J - E7J	JB1	44 - 49 kW	85 > 98	<b>Y188</b>	8009	2096	7022	181	26
1.6 D	F8M	JB1	40 kW	86 > 98	<b>Y188</b>	8009	2096	7022	181	26
1.9 D	F8Q	JB3	48 kW	91 > 98	<b>Y093</b>	8013	2647	7022	200	26
<b>RODEO</b>										
0.8	800	334	25 kW	70 > 81	<b>Y018</b>	8008	0098	7020	160	20
1.1	688	HA0	25 kW	82 > 86	<b>Y036</b>	8009	0758	7020	181	20
1.1	688	354	33 kW	72 > 81	<b>Y018</b>	8008	0098	7020	160	20
1.3	810	354	33 kW	81 > 82	<b>Y036</b>	8009	0758	7020	181	20
<b>SAFRANE</b>										
2.0 i	J7R	Eng. -> P0 S027837	79 kW	92 > 94			2910		215	21
2.0 i	J7R	Eng. -> P0 S033872	79 kW	92 > 94			2910		215	21
2.0 Si 12V	J7R	PK1	99 kW	92 > 94			2910		215	21
2.0 Si 12V	J7R	PK1	99 kW	94 > 96			2910		215	21
2.1 Dt	J8S	PK1	66 kW	92 > 96			2910		215	21
2.2 i	J7T	Eng. -> P0 S008332	81 kW	92 > 94			2910		215	21
2.2 i	J7T	Eng. P0 S008333 ->	81 kW	94 > 96			2910		215	21
2.2 TD	G8T	PK1	85 kW	96 > 99	<b>Y313</b>	8186	6117	7095	225	21
2.5 Dt	S8U	PK1	85 kW	93 > 94					228	21
2.5 Dt	S8U	PK1	85 kW	94 > 95			2901		233	21
2.5 Dt	S8U	PK1	85 kW	95 > 96					228	21
2.5 i 20V	N7U	VM1	124 kW	96 > 00					235	20
3.0 i V6	Z7X	Eng. -> P0 S019630	125 kW	92 > 94			2900		234	21
3.0 i V6	Z7X	Eng. P0 S019631 ->	125 kW	94 > 96					228	21
<b>SCENIC I 96 -&gt; 03</b>										
1.4 i	E7J	JB1	55 kW	96 > 97	<b>Y027</b>	8009	2096	7017	181	26
1.4 i	E7J	JB1	55 kW	97 > 99	<b>Y302</b>	8011	6244	7017	181	26
1.4 16V	K4J	JB3	70 kW	99 > 03	<b>Y077</b>	8085	2935	7017	200	26
1.6 i	K7M	JB3	55 - 66 kW	96 > 99	<b>Y031</b>	8085	2694	7017	200	26
1.6 16V	K4M	JB3	79 kW	99 > 03	<b>Y228</b>	8134	2827	7017	215	26
1.8 16V	F4P	JC5	85 kW	99 > 03	<b>Y033</b>	8087	2827	7017	215	26
1.9 D	F8Q	JB3	47 - 48 kW	96 > 99	<b>Y079</b>	8133	2935	7017	200	26
1.9 dTi - 1.9 dCi	F9Q	JB3	59 - 78 kW	97 > 03	<b>Y228</b>	8134	2827	7017	215	26
1.9 dT	F8Q	JC5	66 - 69 kW	96 > 98	<b>Y041</b>	8016	2497	7017	200	26
1.9 dCi 4	F9Q	JC7	59 - 78 kW	99 > 03	<b>Y304</b>	8217	2827	2 pcs.	215	26
1.9 dCi 4	F9Q	JC7	77 kW	00 > 03	<b>Y304</b>	8217	2827	2 pcs.	215	26
2.0 i - 2.0 i 16V	F3R	JC5	85 - 103 kW	96 > 03	<b>Y033</b>	8087	2827	7017	215	26
2.0 i 16V 4	F4R	JC7	103 kW	99 > 03					215	26

 Description	 Engine	 Gearbox - Chassis		 Year	 Code Kit	 Code	 Code	 Code	 Code	 Code	
<b>SCENIC II 03 -&gt;</b>											
1.4 i 16V	K4J	Only for listed OE N°	72 kW	03 ->	<b>Y324</b>	8195	6143	2 pcs.	200	26	H007
1.5 dCi	K9K	Only for listed OE N°	60 kW	03 ->					215	26	H007
1.5 dCi	K9K	Only for listed OE N°	63 kW	03 -> 04	<b>Y304</b>	8217	2827	2 pcs.	215	26	H007
1.5 dCi	K9K	Only for listed OE N°	74 kW	03 -> 04	<b>Y304</b>	8217	2827	2 pcs.	215	26	H007
1.6 i 16V	K4M	Only for listed OE N°	77 - 85 kW	03 ->	<b>Y324</b>	8195	6143	2 pcs.	200	26	H007
1.6 i 16V	K4M	Only for listed OE N°	82 - 85 kW	03 ->	<b>Y324</b>	8195	6143	2 pcs.	200	26	H007
1.6 i 16V Gran Scenic	KM4	Only for listed OE N°	85 kW	03 ->					215	26	H007
1.9 dCi	F9Q	ND0	81 - 96 kW	03 ->					240	26	
2.0 dCi			110 kW	05 ->					250	21	H021
2.0 i 16V - 2.0 i 16V Turbo	F4R	ND0	100 - 121 kW	03 ->					240	21	
<b>SPIDER</b>											
2.0i 16V	F7R	JC5	110 kW	96 -> 99	<b>Y033</b>	8087	2827	7017	215	26	
<b>THALIA</b>											
1.2 16V	K7J	JB1	55 kW	02 ->	<b>Y302</b>	8011	6244	7017	181	26	
1.4 i	K7J	JB1	55 kW	00 ->	<b>Y302</b>	8011	6244	7017	181	26	
1.4 16V	K4J	JB1	70 kW	01 ->	<b>Y077</b>	8085	2935	7017	200	26	
1.5 dCi	K9K	JB3	48 kW	01 ->	<b>Y338</b>	8222	6464	7017	215	26	
1.6 i 16V	K4M	JB3	81 kW	01 ->	<b>Y077</b>	8085	2935	7017	200	26	
<b>TRAFIC 80 -&gt; 89</b>											
1.4	847	N05	35 kW	80 -> 89	<b>Y067</b>	8161	0263	7021	200	21	
1.4 - 1.4 GPL	847	NL2	35 kW	80 -> 89	<b>Y259</b>	8056	2336	7020	190	20	
1.6 - 1.6 GPL - 1.6 4	841	NL5	47 kW	80 -> 89	<b>Y067</b>	8161	0263	7021	200	21	
1.7	F1N	NL5	51 kW	86 -> 89	<b>Y191</b>	8028	2694	7022	200	26	
2.0 - 2.0 4	J5R	NE3	60 kW	80 -> 89	<b>Y204</b>	8046	2301	7021	215	21	
2.1 D - 2.1 D 4	852	NL5	43 kW	80 -> 89	<b>Y065</b>	8161	2028	7021	200	21	
2.5 D	S8U		51 kW	80 -> 89	<b>Y203</b>	8046	2423	7021	215	21	
<b>TRAFIC 89 -&gt; 94</b>											
1.4	C1J	NE2	37 kW	89 -> 91	<b>Y259</b>	8056	2336	7020	190	20	
1.7	F1N	NE2	50 kW	89 -> 94	<b>Y191</b>	8028	2694	7022	200	26	
2.0 - 2.0 4	J5R	NE3	60 kW	89 -> 94	<b>Y204</b>	8046	2301	7021	215	21	
2.1 D - 2.1 D 4	J8S	NE2	44 - 63 kW	89 -> 94	<b>Y065</b>	8161	2028	7021	200	21	
2.2 - 2.2 4	JT7	NE3	71 kW	89 -> 94	<b>Y204</b>	8046	2301	7021	215	21	
2.5 D - 2.5 D 4	S8U	NE3	55 - 56 kW	89 -> 94			6496		215	21	
<b>TRAFIC 94 -&gt; 97</b>											
2.1 D	J8S	NE3	47 kW	94 -> 97	<b>Y065</b>	8161	2028	7021	200	21	
2.2 i	J7T	NE3	74 kW	94 -> 97	<b>Y204</b>	8046	2301	7021	215	21	
2.5 D	S8U	NE3	55 kW	94 -> 97			6496		215	21	
<b>TRAFIC 97 -&gt; 01</b>											
1.9 D	F8Q	NE3	44 kW	97 -> 01	<b>Y079</b>	8133	2935	7017	200	26	
2.5 D - 2.5 D 4	S8U	NE3	55 - 59 kW	97 -> 01			6496		215	21	
<b>TRAFIC 01 -&gt; 06</b>											
1.9 dCi	F9Q	PK5 - PK6	60 - 74 kW	01 -> 03			6164		241	21	H021
2.0 i 16V	F4R	Eng. -> C034957	88 kW	01 -> 06					240	21	
2.5 dCi	G9U	PK6	99 kW	02 ->					242	21	
<b>TRAFIC 06 -&gt;</b>											
2.0 dCi	M9R782		66 kW	06 ->			6348		241	21	H021
2.0 dCi	M9R630		84 kW	06 ->			6348		241	21	
2.5 dCi	G9U630		107 kW	06 ->			6348		241	21	H022



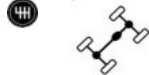








 Description	 Engine	 Gearbox - Chassis	 Year	 Code Kit	 Code	 Code	 Code	 Code	 Code	 Code
<b>TWINGO I 93 -&gt; 07</b>										
1.2 i	C3G	JB1	40 kW	93 -> 97	<b>Y188</b>	8009	2096	7022	181	26
1.2 i	D7F	JB1	40 kW	96 -> 98	<b>Y188</b>	8009	2096	7022	181	26
1.2 i - 1.2 i GPL	D7F	JB1	43 kW	96 ->	<b>Y188</b>	8009	2096	7022	181	26
1.2 i 16V	D4F	JB1	55 kW	00 ->	<b>Y188</b>	8009	2096	7022	181	26
1.2 i Easy	C3G	JB1	44 kW	94 -> 96	<b>Y027</b>	8009	2096	7017	181	26
1.2 i Easy	D7F	JB1	44 kW	97 -> 98	<b>Y027</b>	8009	2096	7017	181	26
1.2 i Easy	D7F	JB1	44 kW	98 ->	<b>Y188</b>	8009	2096	7022	181	26
1.2 i Quickshift 16V	D4F	JH1	55 kW	00 ->	<b>Y302</b>	8011	6244	7017	181	26
<b>TWINGO II 07 -&gt;</b>										
1.2 i - 1.2 i 16V	D7F	JB1	43 kW	07 ->	<b>Y302</b>	8011	6244	7017	181	26
1.2 i Turbo 16V	D4F	Only for listed OE N°	74 kW	07 ->				7017	200	26 H007
1.5 dCi	K9K	Only for listed OE N°	47 kW	07 ->	<b>Y304</b>	8217	2827	2 pcs.	215	26 H007
1.5 dCi	K9K	Only for listed OE N°	47 kW	07 ->	<b>Y304</b>	8217	2827	2 pcs.	215	26 H020
1.6 i RS 16V	K4M	Only for listed OE N°	98 kW	07 ->					215	26 H007



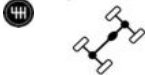










The Renault Twingo is a four passenger city car manufactured and marketed by the French automaker Renault, introduced in 1992 and currently in its third generation.

The first generation Twingo (two door, front engine) debuted at the Paris Motor Show on 5 October 1992, receiving its formal market launch in continental European markets beginning in April 1993. Renault launched the second-generation Twingo (two door, front engine) in the summer of 2007 — and the third generation (four door, rear engine) debuted at the 2014 Geneva Motor Show, receiving its formal market launch in September 2014.

Twingo is a "portmanteau" of the words **tw**ist, **sw**ing and **tan**go.

 Description	 Engine	 Gearbox - Chassis		 Year	 Code Kit	 Code	 Code	 Code	 Code	 Code
<b>ROVER</b>										
<b>25</b>										
1.1 i 16V	11K4F4	Chass. -> 720722	55 kW	00 -> 03			2788		199	18
1.1 i 16V	11K4F4	Chass. 720723 ->	55 kW	03 -> 05	<b>Y332</b>				200	18
1.4 i 16V	14K4F4	Chass. -> 720722	62 - 76 kW	99 -> 03			2788		199	18
1.4 i 16V	14K4F4	Chass. 720723 ->	62 - 76 kW	03 -> 05	<b>Y332</b>				200	18
1.6 i 16V	16K4F4	Chass. -> 720722	80 kW	99 -> 03			2788		199	18
1.6 i 16V	16K4F4	Chass. 720723 ->	80 kW	03 -> 05	<b>Y332</b>				200	18
1.8 i 16 V	18K16	M5	107 kW	99 ->			2735	7106	215	24
2.0 Di - 2.0 TD	20T2N	M5	83 - 74 kW	99 ->			6082	7106	228	24
<b>45</b>										
1.4 i 16V	14K4F4	Chass. -> 618245	76 kW	00 -> 03			2788		199	18
1.4 i 16V	14K4F4	Chass. 618246 ->	76 kW	03 -> 05	<b>Y332</b>				200	18
1.6 i 16V	16K4F4	Chass. -> 618245	82 kW	00 -> 03			2788		199	18
1.6 i 16V	16K4F4	Chass. 618246 ->	82 kW	03 -> 05	<b>Y332</b>				200	18
1.8 i 16 V	18K4F	C4BS	88 kW	00 ->			2735	7106	215	24
2.0 i V6	20K6F	S6B	110 kW	00 -> 04			2735	7106	215	24
2.0 Di - 2.0 TD	20T2N	S6B	77 - 83 kW	00 ->			6082	7106	228	24
<b>100</b>										
111	11K2A	4540	43 - 44 kW	90 -> 98			2646	7005	181	18
114	14K2A	5C35	55 - 76 kW	90 -> 98	<b>Y332</b>				200	18
114 D	10FT0	5C37	38 kW	90 -> 94	<b>Y025</b>	8011	2646	7005	181	18
115 D	VJZ	5C35	42 kW	94 -> 98	<b>Y298</b>	8174	6084	7005	181	18
<b>200 85 -&gt; 89</b>										
213	EV	M5	52 kW	84 -> 90	<b>Y532</b>	8196	2945	7107	190	19
216	H16A	M5	63 - 76 kW	86 -> 90			2735	7106	215	24
<b>200 89 -&gt; 95</b>										
214	14K2A	5C	55 - 76 kW	89 -> 95	<b>Y054</b>	8031	2620	7005	190	18
216 - GSI - GTI	D16A7	LE4	82 -> 96 kW	89 -> 96	<b>Y330</b>				210	20
220	20MF4	K4BS	100 - 103 kW	91 -> 96			2735	7106	215	24
220 Turbo	20T4G	M5	147 kW	92 -> 96			6082	7106	228	24
218 D - 218 TD	XUD7TE	M5	49 - 65 kW	91 -> 96			2735	7106	215	24
<b>200 95 -&gt; 99</b>										
211	11K2F	5C42	44 kW	98 -> 99	<b>Y332</b>				200	18
214	14K2F	5C39	55 - 76 kW	95 -> 99	<b>Y332</b>				200	18
216	16K4F4	5C37	82 kW	95 -> 99	<b>Y332</b>				200	18
218	18K16	M5	107 kW	96 -> 99			2735	7106	215	24
220 D - 220 SD	20T2N	C4BS	63 - 77 kW	95 -> 99			2735	7106	215	24
220 2.0 SDi	20T2N	C4BS	77 kW	95 -> 99			6082	7106	228	24
<b>400 90 -&gt; 95</b>										
414	14K4C	5C	66 - 70 - 76 kW	90 -> 95	<b>Y054</b>	8031	2620	7005	190	18
416 - GSI - GTI	D16A7	LE4	84 - 94 kW	90 -> 95	<b>Y330</b>				210	20
418 D - 418 TD	IOCU4N	V6BS	49 kW	91 -> 95			2735	7106	215	24
420	20MF4	K4BS	100 - 103 kW	91 -> 95			2735	7106	215	24
420 Turbo	20T4G	K7BX	147 kW	92 -> 95			6082	7106	228	24
<b>400 95 -&gt; 00</b>										
414	14K4F4	5C39	76 kW	95 -> 00	<b>Y332</b>				200	18
416	16K4F4	5C37	82 kW	95 -> 00	<b>Y332</b>				200	18
418	18K4K	K6BN	110 kW	96 -> 97			2735	7106	215	24
420	20T4H	S6BN	100 kW	95 -> 00			2735	7106	215	24
420 D	20T2R	K6BN	63 kW	95 -> 00			6082	7106	228	24
420 Di	20T2N	K6BN	77 kW	95 -> 00			2735	7106	215	24



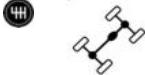








 Description	 Engine	 Gearbox - Chassis	 Year	 Code Kit	 Code	 Code	 Code	 Code	 Code	 Code
<b>600</b>										
618	F18A3	N2C4	85 kW	96 -> 00	<b>Y507</b>	8150	2798	7136	225	24
620	F20Z1	N2C4	85 -96 kW	93 -> 00	<b>Y507</b>	8150	2798	7136	225	24
620 SDi	20T2N	S4FTU	77 kW	94 -> 00			6082	7106	228	24
620 Turbo	20T4G	C6FTU	147 kW	94 -> 00			6082	7106	228	24
623 Si	H23A3	N2D4	116 kW	94 -> 00	<b>Y507</b>	8150	2798	7136	225	24
<b>800</b>										
820 - 820 16V	20HD01	M5	74 - 102 kW	86 -> 99			2735	7106	215	24
820 Turbo	T16	Chass. -> 152419	147 kW	92 -> 99			2735	7106	215	24
820 Turbo	T16	Chass. 152420 ->	147 kW	92 -> 99			6082	7106	228	24
825	C25	C3H4	121 kW	86 -> 88			2798		225	24
825 D - 825 SD	97A	A568 - T650	87 kW	90 -> 98					235	17
825 Si	25K4F		129 kW	96 -> 99				7106		
827	C27A1	G3U4	125 - 130 kW	87 -> 95			2798		225	24
<b>MAESTRO</b>										
1.3	12H	6H	48 - 51 kW	83 -> 94	<b>Y180</b>	8079	2780	2 pcs.	200	24
1.3	12H	6H	51 kW	83 -> 87	<b>Y179</b>	8069	2785	2 pcs.	190	24
1.6	16H956	6W	60 - 77 kW	83 -> 84	<b>Y180</b>	8079	2780	2 pcs.	200	24
2.0 - 2.0 i - 2.0 i Turbo	20HA50	K6AR	85 - 112 kW	83 -> 91			2735	7106	215	24
2.0 D - 2.0 TD	BA	K5A0	44 - 60 kW	87 -> 95			2735	7106	215	24
<b>METRO</b>										
1.1 - 1.1 i	11K2A	4S40	43 - 44 kW	90 -> 95			2646	7005	181	18
1.4 i 16V	14K4C	5C35	66 - 76 kW	90 -> 94	<b>Y054</b>	8031	2620	7005	190	18
1.4 D	10FT0	5C35	38 kW	90 -> 94	<b>Y025</b>	8011	2646	7005	181	18
<b>MINI</b>										
850	85H	4V	29 kW	82			2340	7103	181	32
1000	99H	4V	29 kW	82 -> 92			2340	7103	181	32
1100	10H	4V	35 kW	82			2340	7103	181	32
1275 GT	12A2A	4V	37 - 46 kW	90 -> 99			0161		181	32
<b>MONTEGO</b>										
1.3	12HA37	M4	51 kW	84 -> 88	<b>Y179</b>	8069	2785	2 pcs.	190	24
1.3	12HA37	M4	51 kW	88 -> 92	<b>Y180</b>	8079	2780	2 pcs.	200	24
1.6	16HA	M5	60 kW	88 -> 94			2735	7106	215	24
2.0 - 2.0 Turbo	20HA	M5	77 - 112 kW	84 -> 94			2735	7106	215	24
2.0 TD	BB	M5	60 kW	88 -> 94			2735	7106	215	24



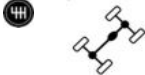












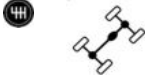








The Mini is a small economy car produced by the English-based British Motor Corporation (BMC) and its successors from 1959 until 2000. The original is considered an icon of 1960s British popular culture. Its space-saving transverse engine front-wheel drive layout – allowing 80 percent of the area of the car's floorpan to be used for passengers and luggage – influenced a generation of car makers. In 1999 the Mini was voted the second most influential car of the 20th century, behind the Ford Model T, and ahead of the Citroën DS and Volkswagen Beetle.

On its introduction in August 1959 the Mini was marketed under the Austin and Morris names, as the Austin Seven and Morris Mini-Minor. The Austin Seven was renamed Austin Mini in January 1962 and Mini became a marque in its own right in 1969. In 1980 it once again became the Austin Mini and in 1988 just "Mini" (although the "Rover" badge was applied on some models exported to Japan).



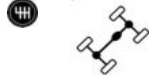








BMW acquired the Rover Group (formerly British Leyland) in 1994, and sold the greater part of it in 2000, but retained the rights to




 Description	 Engine	 Gearbox - Chassis		 Year	 Code Kit	 Code	 Code	 Code		 Code
<b>SAAB</b>										
<b>90</b>										
2.0	B20I		74 kW	84 -> 87	<b>Y303</b>	8180	2682	2 pcs.	200	17
<b>99</b>										
2.0	B20P - B20I	5M	70 - 74 kW	72 -> 84	<b>Y303</b>	8180	2682	2 pcs.	200	17
2.0 Turbo	B20S	4M		77 -> 81			2687		215	17
<b>900 I 79 -&gt; 94</b>										
2.0	B20C	4M	74 - 79 kW	80 -> 83	<b>Y303</b>	8180	2682	2 pcs.	200	17
2.0 i - 2.0 i 16V	B201C	4M - 5M	81 - 96 kW	80 -> 93	<b>Y303</b>	8180	2682	2 pcs.	200	17
2.0 Turbo - 2.0 Turbo 16V	B201S	4M - 5M	107 - 129 kW	80 -> 89			2687	7124	215	17
<b>900 II 93 -&gt; 98</b>										
2.0 i	B204	Chass. -> V	96 kW	94 -> 98			6327	7014	216	14
2.0 i	B204	Chass. W ->	96 kW	94 -> 98			6492		215 D	14
2.0 i	B206	Eng. -> R124292	98 kW	93 -> 94			2877	7014	230	14
2.0 i	B206	Eng. R124293 ->	98 kW	93 -> 94				7014	215	14
2.0 i 16V Turbo	B204L	Chass. -> V	136 kW	93 -> 98			2877	7014	230	14
2.0 i	B204L	Chass. W ->	136 kW	93 -> 98			2877		230	14
2.3 16V	B234I	Eng. -> R124292	107 kW	93 -> 98			2877	7014	230	14
2.3 16V	B234I	Eng. R124293 ->	107 kW	93 -> 98				7014	215	14
2.5 V6 24V	B258I	Chass. -> S	125 kW	93 -> 95			2855	7014	228	14
2.5 V6 24V	B258I	Chass. T ->	125 kW	95 -> 98			2855	7014	228	14
<b>9000</b>										
2.0 - 16	B202I	5M	96 kW	86 -> 89			2687		215	17
2.0 - 16	B202I	5M	96 kW	90 -> 94			2687		215	17
2.0 - 16 / 20 - 16 Turbo	B204I	Eng. -> V028943	96 kW	93 -> 98			6327		216	14
2.0 - 16 / 20 - 16 Turbo	B204I	Eng. V028944 ->	96 kW	93 -> 98			2877		230	14
2.3 - 16	B234I	5M	107 kW	90 -> 93			2687		215	17
2.3 - 16	B234E	5M	125 kW	93 -> 98			6327		216	14
2.3 - 16 Turbo	B234L	5M	143 kW	90 -> 98			6201		240	17
2.3 - 16 Turbo	B234L	Chass. -> V	143 - 165 kW	93 -> 98			6183		242	14
<b>9-3</b>										
1.8 i	Z18XE	Eng. -> 20KC2904	90 kW	04 -> 15	<b>Y227</b>	8128	6098	2 pcs.	205	14 H010
1.8 i	Z18XE	Eng. 20KC2905 ->	90 kW	04 -> 15	<b>Y341</b>	8230	9351		205	14
2.0 16V Turbo	B204R	5M	110 - 151 kW	99 -> 03			2877		230	14
2.0 i	B204L		96 kW	98 -> 02			6492		215 D	14
2.0 Turbo	B234L		110 kW	98 -> 02			6492		215 D	14
2.2 TiD	D223L		92 kW	02 ->					240	14 H012
2.3 i	B234L		110 kW	98 -> 02			6492		215 D	14
2.3 Turbo	B23R		165 kW	98 -> 02			6316		228	14
<b>9-5</b>										
2.0 t	B205E	Chass. -> C03504	110 kW	97 ->			2877		230	14
2.3 t	B235E	Chass. -> C03504	125 kW	97 ->			2877		230	14
2.3 t	B235E	Chass. -> C03504	136 kW	01 ->			2877		230	14
3.0 TiD	D308L	Chass. -> C03504	130 kW	01 ->			6221		238	14
3.0 TiD	D308L	Chass. C03505 ->	130 kW	01 ->			6221		238	14



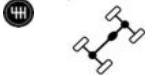








 Description	 Engine	 Gearbox - Chassis		 Year	 Code Kit	 Code	 Code	 Code		 Code
<b>SEAT</b>										
<b>124</b>										
1.2				69 > 80		8010	0304	7047	181	20
1.4	SEAT6			77 > 80	<b>Y287</b>	8161	0549	7047	200	20
1.6	125BC		81 kW	77 > 80	<b>Y261</b>	8045	2660	7047	215	20
1.8	SEAT11			79 > 80	<b>Y261</b>	8045	2660	7047	215	20
<b>127</b>										
900	SEAT3	4M	35 kW	71 > 77	<b>Y015</b>	8006	0736	7007	160	20
900	SEAT3	4M		71 > 80	<b>Y004</b>	8003	2757	7007	170	20
1000				77 > 82		8019	2664	7007	170	17
<b>128</b>										
1.2				76 > 80	<b>Y210</b>	8060	1690	7065	190	17
1.4				76 > 80	<b>Y210</b>	8060	1690	7065	190	17
<b>131</b>										
1.6	132BBOAO			82 > 85	<b>Y287</b>	8161	0549	7047	200	20
1.8				75 > 84		8045	0732	7047	215	20
<b>132</b>										
1.6			72 kW	82 > 85	<b>Y287</b>	8161	0549	7047	200	20
<b>ALHAMBRA</b>										
1.8 Turbo 20V	AJH	DTR	110 kW	97 > 10	<b>Y293</b>	8110	6096	2 pcs.	220	23 H005
1.8 Turbo 20V	AWC	EZA	110 kW	00 > 10			6157		241	23 H013
1.9 TDi	1Z	DBK	66 kW	96 > 10	<b>Y340</b>	8226	2972	2 pcs.	228	23 H005
1.9 TDi	AFN	DJY	81 kW	97 > 00	<b>Y293</b>	8110	6096	2 pcs.	220	23 H005
1.9 TDi - 1.9 TDi 4Motion	ANU	Chass. -> 1-510000	66 - 85 kW	00 > 03			6101		241	23 H013
1.9 TDi - 1.9 TDi 4Motion	ANU	Chass. 1-510001 ->	66 - 85 kW	00 > 10	<b>Y288</b>	8162	6101	2 pcs.	241	23 H013
1.9 TDi	ASZ	FPE	96 - 110 kW	02 > 10	<b>Y296</b>	8172	6157	2 pcs.	241	23 H013
2.0 i	ADY	DBU	85 kW	96 > 00			2856		228	23 H005
2.0 i	ATM	EZA	85 kW	00 > 10			6157		241	23 H013
2.0 TDi 16V	BRT	JBN	103 kW	05 > 10	<b>Y288</b>	8162	6101	2 pcs.	241	23 H013
2.8 V6 - 2.8 V6 4Motion	AUE - AYL		150 kW	00 > 10					235	23 H013
<b>ALTEA</b>										
1.2 TSI	CBZB		77 kW	10 >			6114		218	28
1.4 16V	CGGB		63 kW	06 >	<b>Y299</b>	8178	6074	7092	200	28
1.4 TSI	CAXC		92 kW	07 >			6114		200	28
1.6	BGU		75 kW	04 >	<b>Y310</b>	8182	6114	7092	218	28
2.0 TFSI	BWA	6 Speed	147 kW	06 > 09					240	23 H013
<b>AROSA</b>										
1.0	AER	DKC	37 kW	97 > 04	<b>Y147</b>	8063	2792	7028	190	24
1.0	AHT	EFM	37 kW	98 > 04			6011	7112	190	18
1.4 i	AEX	DKF	44 kW	97 > 04	<b>Y182</b>	8137	2792	7028	190	24
1.4 i 16V	AFK	ETB	74 kW	00 > 04	<b>Y185</b>	8137	2799	7028	200	24
1.4 TDI	AMF	ESP	55 kW	00 > 04			6110	7063	215	28
1.7 SDI	AKU	Eng. 007001 ->	42 kW	98 > 04	<b>Y345</b>	8231	9366	7028	190	24
1.7 SDI	AMF	Eng. -> 007000	42 kW	97 > 98			2792	7028	190	24



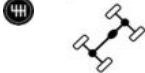








 Description	 Engine	 Gearbox - Chassis		 Year	 Code Kit	 Code	 Code	 Code	 Code	 Code
<b>CORDOBA -&gt; 99</b>										
1.0 i	AER	DCE	37 kW	96 -> 99	<b>Y147</b>	8063	2792	7028	190	24
1.4 i	AEX - ABD	CWL - CEG - DCA	44 kW	94 -> 99	<b>Y147</b>	8063	2792	7028	190	24
1.4 i 16V	AFH	DCJ	74 kW	96 -> 99	<b>Y185</b>	8137	2799	7028	200	24
1.6 i	1F	CHB - DFN	55 kW	93 -> 99	<b>Y187</b>	8138	2785	2 pcs.	190	24
1.6 i	AEE - ABU	DCK - CEG	55 kW	93 -> 99	<b>Y185</b>	8137	2799	7028	200	24
1.6 i	AFT	AUG - DGF	74 kW	96 -> 99	<b>Y162</b>	8138	2780	2 pcs.	200	24
1.8 i	ACC	DFN - CHB	66 kW	93 -> 99	<b>Y183</b>	8090	2823	2 pcs.	210	24
1.8 i 16V	ADL	CHE	96 kW	94 -> 96	<b>Y221</b>	8090	2825	2 pcs.	210	28
1.9 D - 1.9 SDI	1Y	Chass. -> ZR002744	47 - 50 kW	93 -> 96	<b>Y180</b>	8079	2780	2 pcs.	200	24
1.9 D - 1.9 SDI	1Y	Chass. ZR002745 ->	50 kW	93 -> 96	<b>Y162</b>	8138	2780	2 pcs.	200	24
1.9 D - 1.9 SDI	1Y	DFW	47 - 48 kW	96 -> 99	<b>Y162</b>	8138	2780	2 pcs.	200	24
1.9 TD	AAZ	CHD - DFP	55 kW	93 -> 99	<b>Y183</b>	8090	2823	2 pcs.	210	24
1.9 TDI	1Z	ASD	66 kW	96 -> 99	<b>Y218</b>	8104	2768	7063	228	28
1.9 TDI	AFN	CYP	81 kW	97 -> 99	<b>Y217</b>	8110	6094	7063	218	28
2.0 i	AGG	DFQ	85 kW	93 -> 99	<b>Y221</b>	8090	2825	2 pcs.	210	28
2.0 i 16V	ABF	CDA	110 kW	96 -> 99	<b>Y218</b>	8104	2768	7063	228	28
<b>CORDOBA 99 -&gt; 02</b>										
1.0	ALD	DXB	37 kW	99 -> 02	<b>Y147</b>	8063	2792	7028	190	24
1.4	AKK	DXK	44 kW	99 -> 02	<b>Y147</b>	8063	2792	7028	190	24
1.4 16V	APE	DXK	55 - 74 kW	99 -> 02	<b>Y185</b>	8137	2799	7028	200	24
1.6	AKL	DUV	74 kW	99 -> 02	<b>Y221</b>	8090	2825	2 pcs.	210	28
1.6	ALM	DXN	55 kW	99 -> 02	<b>Y185</b>	8137	2799	7028	200	24
1.8 i Turbo 20V	AQX	EDT	114 kW	99 -> 02	<b>Y217</b>	8110	6094	7063	218	28
1.9 SDI	AGP	EAY	50 kW	99 -> 02	<b>Y196</b>	8090	6085	2 pcs.	200	28
1.9 TDI	AGR - ALH	Eng. 220 001 ->	66 kW	00 -> 02			6156	7063	225	28
1.9 TDI	AGR - ALH	Eng. -> 220 000	66 kW	99 -> 00	<b>Y218</b>	8104	2768	7063	228	28
1.9 TDI	ASV	Eng. -> 093 397	81 kW	99 -> 02	<b>Y217</b>	8110	6094	7063	218	28
1.9 TDI	ASV	Eng. 093 398 ->	81 kW	99 -> 02			6156	7063	225	28
<b>CORDOBA 02 -&gt; 09</b>										
1.2 12V	AZQ	GEU	47 - 51 kW	02 -> 09	<b>Y311</b>	8184	6109	7092	190	28
1.4 16V	BBY	GET	55 - 63 - 74 kW	02 -> 09	<b>Y299</b>	8178	6074	7092	200	28
1.4 TDI	AMF	EWR	55 - 59 kW	02 -> 09			6110	7063	215	28
1.4 TDI	BNM	HCS	51 kW	05 -> 09					220	28
1.6 16V	BTS	JHL	77 kW	06 -> 09	<b>Y310</b>	8182	6114	7092	218	28
1.9 SDI	ASY	GEP	47 kW	02 -> 09			6108		190	28
1.9 TDI	ASZ	FJW	96 kW	02 -> 09	<b>Y288</b>	8162	6101	2 pcs.	241	23
1.9 TDI	ATD	EWT	74 kW	02 -> 09	<b>Y281</b>	8104	6111	7063	228	28
2.0	AZL	GEY	85 kW	02 -> 09	<b>Y310</b>	8182	6114	7092	218	28
<b>EXEO</b>										
1.6	CFMA		75 kW	09 ->	<b>Y097</b>	8112	6052	7070	228	23
1.8 T	ALZ		110 kW	08 ->	<b>Y097</b>	8112	6052	7070	228	23
<b>FURA</b>										
0.9	100GL	4 Speed	29 - 31 - 33 kW	84 -> 86	<b>Y004</b>	8003	2757	7007	170	20
0.9	100GL	5 Speed	29 - 31 - 33 kW	82 -> 86	<b>Y001</b>	8003	2664	7007	170	17
<b>IBIZA I</b>										
0.9	100GL	4 Speed	35 kW	84 -> 91	<b>Y004</b>	8003	2757	7007	170	20
0.9	146A	5 Speed	29 - 32 kW	86 -> 93	<b>Y001</b>	8003	2664	7007	170	17
1.2 - 1.2 i	021A		44 - 47 kW	84 -> 93	<b>Y305</b>	8057	2501	7065	190	17
1.5 - 1.5 i	021A		63 - 65 - 74 kW	84 -> 93	<b>Y305</b>	8057	2501	7065	190	17
1.7 Diesel	022A		40 - 42 kW	84 -> 93	<b>Y195</b>	8027	1871	7046	200	17










 Description	 Engine	 Gearbox - Chassis		 Year	 Code Kit	 Code	 Code	 Code		 Code
<b>IBIZA II</b>										
1.0 i - 1.05 - 1.05 i	AER	DCE	37 kW	93 -> 99	<b>Y147</b>	8063	2792	7028	190	24
1.3 i	2G	CEE	40 kW	93 -> 94	<b>Y147</b>	8063	2792	7028	190	24
1.4 i	ABD	CEG	44 kW	93 -> 96	<b>Y147</b>	8063	2792	7028	190	24
1.4 i	AEX	DCA	44 kW	96 -> 99	<b>Y182</b>	8137	2792	7028	190	24
1.4 i 16V	AFH	DCJ	74 kW	96 -> 99	<b>Y185</b>	8137	2799	7028	200	24
1.6 i	1F	CHB	55 kW	93 -> 99	<b>Y187</b>	8138	2785	2 pcs.	190	24
1.6 i	ABU	CEG	55 kW	93 -> 94	<b>Y182</b>	8137	2792	7028	190	24
1.6 i	AEE	DCK	55 kW	97 -> 99	<b>Y185</b>	8137	2799	7028	200	24
1.6 i	AFT	AUG	74 kW	96 -> 99	<b>Y162</b>	8138	2780	2 pcs.	200	24
1.8 i	ABS	Chass. -> 6K-ZR002744	66 kW	93 -> 99	<b>Y038</b>	8023	2823	2 pcs.	210	24
1.8 i	ABS - ACC	Chass. 6K-ZR002745 ->	66 kW	93 -> 99	<b>Y183</b>	8090	2823	2 pcs.	210	24
1.8 i 16V	ADL	CRY	96 kW	93 -> 96	<b>Y221</b>	8090	2825	2 pcs.	210	28
1.9 D	1Y	Chass. -> ZR002744	47 - 50 kW	93 -> 96	<b>Y180</b>	8079	2780	2 pcs.	200	24
1.9 D	1Y	Chass. ZR002745 ->	47 - 50 kW	93 -> 96	<b>Y162</b>	8138	2780	2 pcs.	200	24
1.9 SDI	AEY	CHC	47 kW	96 -> 99	<b>Y162</b>	8138	2780	2 pcs.	200	24
1.9 TD	AAZ	Chass. -> ZR002744	55 kW	93 -> 96	<b>Y038</b>	8023	2823	2 pcs.	210	24
1.9 TD	AAZ	Chass. ZR002745 ->	55 kW	93 -> 96	<b>Y183</b>	8090	2823	2 pcs.	210	24
1.9 TDI	1Z	ASD	66 kW	96 -> 99	<b>Y218</b>	8104	2768	7063	228	28
1.9 TDI	AFN	CYP	81 kW	97 -> 99	<b>Y217</b>	8110	6094	7063	218	28
2.0 i	2E	Chass. -> 6K-ZR002744	85 kW	91 -> 99	<b>Y181</b>	8023	2825	2 pcs.	210	28
2.0 i	2E - AGG	Chass. 6K-ZR002745 ->	85 kW	91 -> 99	<b>Y221</b>	8090	2825	2 pcs.	210	28
2.0 i 16V	ABF	CDA	110 kW	96 -> 99	<b>Y181</b>	8023	2825	2 pcs.	210	28
<b>IBIZA III</b>										
1.0	ALD	DXB	37 kW	99 -> 02	<b>Y147</b>	8063	2792	7028	190	24
1.0 16V	AST	EKY	51 kW	00 -> 02	<b>Y185</b>	8137	2799	7028	200	24
1.4	AKK	DXK	44 kW	99 -> 02	<b>Y147</b>	8063	2792	7028	190	24
1.4 i 16V	APE	DXK	55 - 74 kW	99 -> 02	<b>Y185</b>	8137	2799	7028	200	24
1.6	AKL	DUV	74 kW	99 -> 02	<b>Y221</b>	8090	2825	2 pcs.	210	28
1.6	ALM	DXN	55 kW	99 -> 02	<b>Y185</b>	8137	2799	7028	200	24
1.8 20V Cupra	AQX - AYP	EDT	114 kW	99 -> 02			6156	7063	225	28
1.8 Turbo 20V	AQX - AYP	EDT	114 kW	99 -> 02	<b>Y217</b>	8110	6094	7063	218	28
1.9 SDI	AGP	EAY	50 kW	99 -> 02	<b>Y196</b>	8090	6085	2 pcs.	200	28
1.9 TDI	ALH	Eng. -> 220 000	66 kW	99 -> 02	<b>Y218</b>	8104	2768	7063	228	28
1.9 TDI	ALH	Eng. 220 001 ->	66 kW	99 -> 02			6156	7063	225	28
1.9 TDI	ASV	Eng. -> 093 937	81 kW	99 -> 02	<b>Y217</b>	8110	6094	7063	218	28
1.9 TDI	ASV	Eng. 093 398 ->	81 kW	99 -> 02			6156	7063	225	28
<b>IBIZA IV</b>										
1.2 12V	AZQ	FQE	44 - 47 - 51 kW	00 -> 09	<b>Y311</b>	8184	6109	7092	190	28
1.4 16V	AUB	FCU	55 - 63 - 74 kW	02 -> 09	<b>Y299</b>	8178	6074	7092	200	28
1.4 TDI	AMF	EWR	55 - 59 kW	02 -> 05			6110	7063	215	28
1.6 16V	BTS	JHL	77 kW	06 -> 09	<b>Y310</b>	8182	6114	7092	218	28
1.8 T 20V Cupra	BBU	GVZ	110 - 132 kW	03 -> 08			6156	7063	225	28
1.9 SDI	ASY	FRA	47 kW	02 -> 05			6108		190	28
1.9 TDI	ATD	EWT	74 kW	02 -> 09	<b>Y281</b>	8104	6111	7063	228	28
1.9 TDI - 1.9 TDI Cupra R	ASZ	FJW	96 - 118 kW	02 -> 09	<b>Y288</b>	8162	6101	2 pcs.	241	23
2.0	AZL	FPU	85 kW	02 -> 09	<b>Y310</b>	8182	6114	7092	218	28

 Description	 Engine	 Gearbox - Chassis		 Year	 Code Kit	 Code	 Code	 Code	 Code	 Code
<b>IBIZA V</b>										
1.2	BZG		44 - 51 kW	08 ->	<b>Y311</b>	8184	6109	7092	190	28
1.2 TDI	CFWA		55 kW	10 ->				7063		
1.2 TSI	CBZB		77 kW	10 ->			6114		218	28
1.4	BTS		63 kW	08 ->	<b>Y299</b>	8178	6074	7092	200	28
1.4 TDI	BMS		59 kW	08 ->			6110	7063	215	28
1.6	BTS		77 kW	08 ->	<b>Y310</b>	8182	6114	7092	218	28
1.6 TDI	CAYB	5 Speed	66 - 77 kW	09 ->			6118	7063	228	28
1.9 TDI	BXJ		66 - 77 kW	08 ->	<b>Y281</b>	8104	6111	7063	228	28
2.0	CEKA			08 ->	<b>Y310</b>	8182	6114	7092	218	28
2.0 TDI	CFHD		105 kW	10 ->	<b>Y288</b>	8162	6101	2 pcs.	241	23
<b>INCA</b>										
1.4 i	AEX - AKV	CWW - DCE	44 kW	95 -> 98	<b>Y182</b>	8137	2792	7028	190	24
1.4 i	AUD	DXB	44 kW	00 -> 03	<b>Y147</b>	8063	2792	7028	190	24
1.4 i 16V	AUA	DXB	55 kW	00 -> 03	<b>Y185</b>	8137	2799	7028	200	24
1.6 i	AEE	DCK	55 kW	97 -> 98	<b>Y185</b>	8137	2799	7028	200	24
1.6 i	1F	AUG	55 kW	94 -> 98	<b>Y187</b>	8138	2785	2 pcs.	190	24
1.7 D	AHB	DDR	42 kW	96 -> 03	<b>Y162</b>	8138	2780	2 pcs.	200	24
1.9 D - SDI	1Y	CYZ	47 kW	95 -> 03	<b>Y162</b>	8138	2780	2 pcs.	200	24
1.9 SDI	AYQ	EAZ	48 kW	00 -> 03	<b>Y196</b>	8090	6085	2 pcs.	200	28
<b>LEON I 99 -&gt; 06</b>										
1.4 16V	AHW	DUW	55 kW	99 -> 06	<b>Y289</b>	8163	6085	2 pcs.	200	28
1.6	AKL	DUU	74 kW	99 -> 06	<b>Y221</b>	8090	2825	2 pcs.	210	28
1.6 16V	AUS	ERT	77 kW	99 -> 06	<b>Y181</b>	8023	2825	2 pcs.	210	28
1.8 20V	AGN	EBD	92 kW	99 -> 05	<b>Y238</b>	8103	2760	7063	215	28
1.8 20V Turbo - Cupra	AJQ	EFY	132 - 165 kW	99 -> 06	<b>Y296</b>	8172	6157	2 pcs.	241	23
1.9 SDI	AQM	DUS	50 kW	99 -> 03	<b>Y196</b>	8090	6085	2 pcs.	200	28
1.9 TDI	AGR - ALH	Chass. -> 1R 028 000	66 - 81 kW	99 -> 00	<b>Y217</b>	8110	6094	7063	218	28
1.9 TDI	ALH	Chass. 1R 028 001 ->	66 kW	00 -> 06			6118	7063	228	28
1.9 TDI	AGR - ALH	Chass. 1R 028 001 ->	66 - 81 kW	00 -> 06			6156	7063	225	28
1.9 TDI - 1.9 TDI Syncro	ARL	EFF	96 - 110 kW	01 -> 06	<b>Y288</b>	8162	6101	2 pcs.	241	23
2.3 VR5	AQN			00 -> 03			6156		225	28
2.8 Cupra 4	AUE	DRP	150 kW	01 -> 06	<b>Y296</b>	8172	6157	2 pcs.	241	23
<b>LEON II 06 -&gt;</b>										
1.2 TSI	CBZB		77 kW	06 ->		8182	6114		218	28
1.4 16V	CGGB		63 kW	06 ->	<b>Y299</b>	8178	6074	7092	200	28
1.4 TSI	CAXC		92 kW	07 ->			6114		218	28
1.6	BSE		75 kW	05 ->	<b>Y310</b>	8182	6114	7092	218	28
1.6 LPG	CHGA		75 kW	09 ->	<b>Y310</b>	8182	6114	7092	218	28
<b>MALAGA</b>										
1.2 - 1.2 i	021A		44 - 47 - 52 kW	84 -> 93	<b>Y305</b>	8057	2501	7065	190	17
1.5 - 1.5 i	021A		63 - 65 - 74 kW	84 -> 93	<b>Y305</b>	8057	2501	7065	190	17
1.5 i CAT	021C		66 kW	86 -> 93	<b>Y305</b>	8057	2501	7065	190	17
1.7 Diesel	022A		40 - 42 kW	85 -> 93	<b>Y195</b>	8027	1871	7046	200	17
<b>MARBELLA</b>										
0.850	08NCA	4 Speed	25 kW	86 -> 91	<b>Y004</b>	8003	2757	7007	170	20
0.9	117A	5 Speed	30 kW	96 -> 98	<b>Y001</b>	8003	2664	7007	170	17
0.9	09NCA	5 Speed	29 kW	86 -> 96	<b>Y001</b>	8003	2664	7007	170	17
0.9	09NCA	4 Speed	29 kW	86 -> 96	<b>Y004</b>	8003	2757	7007	170	20
0.9	0ANCB	5 Speed	32 kW	99 ->		8003		7007		
<b>PANDA</b>										
0.9	100GL		31 kW	80 -> 86	<b>Y004</b>	8003	2757	7007	170	20

 Description	 Engine	 Gearbox - Chassis		 Year	 Code Kit	 Code	 Code	 Code		 Code
<b>RITMO</b>										
1.5			56 kW	79 -> 82	<b>Y305</b>	8057	2501	7065	190	17
<b>RONDA</b>										
1.2	021A		44 - 47 kW	84 -> 86	<b>Y305</b>	8057	2501	7065	190	17
1.4	021A		54 kW	82 -> 88	<b>Y305</b>	8057	2501	7065	190	17
1.5	021A		63 kW	84 -> 86	<b>Y305</b>	8057	2501	7065	190	17
1.6	022A		68 kW	82 -> 84		8161	2048	7046	200	17
1.7 D	022A		40 - 41 kW	82 -> 86	<b>Y195</b>	8027	1871	7046	200	17
<b>TERRA</b>										
0.9	09NCA	4 Speed	29 kW	87 -> 96	<b>Y004</b>	8003	2757	7007	170	20
0.9	09NCA	5 Speed	29 kW	87 -> 96	<b>Y001</b>	8003	2664	7007	170	17
1.3 D	MN	5 Speed	33 kW	90 -> 94	<b>Y147</b>	8063	2792	7028	190	24
1.4 D	1W	5 Speed	35 kW	90 -> 95	<b>Y147</b>	8063	2792	7028	190	24
<b>TOLEDO I 91 -&gt; 98</b>										
1.6 i	1F	Chass. -> ZD241120	55 kW	91 -> 93	<b>Y179</b>	8069	2785	2 pcs.	190	24
1.6 i	1F	Chass. ZD241121 ->	55 kW	93 -> 98	<b>Y187</b>	8138	2785	2 pcs.	190	24
1.6 i	AFT	DGT	74 kW	96 -> 99	<b>Y162</b>	8138	2780	2 pcs.	200	24
1.6 i	AKS	DGT	74 kW	97 -> 98	<b>Y162</b>	8138	2780	2 pcs.	200	24
1.8 i	RP	Chass. -> ZD241120	66 kW	91 -> 93	<b>Y038</b>	8023	2823	2 pcs.	210	24
1.8 i	ABS	Chass. ZD241121 ->	66 kW	93 -> 98	<b>Y183</b>	8090	2823	2 pcs.	210	24
1.8 i 16V	KR	2Y	94 - 100 kW	91 -> 93	<b>Y181</b>	8023	2825	2 pcs.	210	28
1.8 i 16V	PL	Chass. ZD241121 ->	92 - 98 kW	93 -> 98	<b>Y221</b>	8090	2825	2 pcs.	210	28
1.9 D	1Y	Chass. -> ZD241121	48 kW	91 -> 93	<b>Y180</b>	8079	2780	2 pcs.	200	24
1.9 D	1Y	Chass. ZD241122 ->	48 kW	93 -> 98	<b>Y162</b>	8138	2780	2 pcs.	200	24
1.9 TD	AAZ	Chass. -> ZD241120	55 kW	91 -> 93	<b>Y038</b>	8023	2823	2 pcs.	210	24
1.9 TD	AAZ	Chass. ZD241121 ->	55 kW	93 -> 98	<b>Y183</b>	8090	2823	2 pcs.	210	24
1.9 TDI	1Z	ASD	66 kW	96 -> 99	<b>Y218</b>	8104	2768	7063	228	28
1.9 TDI	AFN	CYP	81 kW	96 -> 99	<b>Y217</b>	8110	6094	7063	218	28
2.0 i	2E	Chass. -> ZD241121	85 kW	91 -> 93	<b>Y181</b>	8023	2825	2 pcs.	210	28
2.0 i	2E - AGG	Chass. ZD241122 ->	85 kW	93 -> 98	<b>Y221</b>	8090	2825	2 pcs.	210	28
2.0 i 16V	ABF	CDA	110 kW	94 -> 98	<b>Y218</b>	8104	2768	7063	228	28
<b>TOLEDO II 98 -&gt; 04</b>										
1.4 16V	AHW	DUW	55 kW	00 -> 02	<b>Y289</b>	8163	6085	2 pcs.	200	28
1.6	AKL	DLP	74 kW	98 -> 04	<b>Y221</b>	8090	2825	2 pcs.	210	28
1.6 16V	AUS	ERT	77 kW	00 -> 01	<b>Y181</b>	8023	2825	2 pcs.	210	28
1.8 20V	AGN	CZM	92 kW	98 -> 04	<b>Y238</b>	8103	2760	7063	215	28
1.8 20VT	AUQ	ERR	132 kW	01 -> 04	<b>Y296</b>	8172	6157	2 pcs.	241	23
1.9 SDI	AQM		50 kW	99 -> 04	<b>Y196</b>	8090	6085	2 pcs.	200	28
1.9 TDI	AGR-ALH-AHF-ASV	Chass. -> 1M-1B023 000	66 - 81 kW	98 -> 00	<b>Y217</b>	8110	6094	7063	218	28
1.9 TDI	AGR-ALH-AHF-ASV	Chass. 1M-1B023 001 ->	66 - 81 kW	99 -> 04			6156	7063	225	28
1.9 TDI	ALH	EGR	66 kW	00 -> 04			6118	7063	228	28
1.9 TDI	ARL	EFF	96 - 110 kW	00 -> 04	<b>Y288</b>	8162	6101	2 pcs.	241	23
2.3 V5	AGZ	Eng. -> 059642		99 -> 01						
2.3 V5	AGZ	Eng. 059643 ->		99 -> 01			6156		225	28
<b>TOLEDO III 04 -&gt; 09</b>										
1.6	5P2		75 kW	04 -> 09	<b>Y310</b>	8182	6114	7092	218	28
2.0 TFSI	BWA		147 kW	04 -> 09					240	23

 Description	 Engine	 Gearbox - Chassis		 Year	 Code Kit	 Code	 Code	 Code		 Code
<b>SKODA</b>										
<b>100 - 135 - ESTELLE</b>										
100 1.0			29 - 31 kW	69 -> 78	<b>Y022</b>	8136	0472	7081	181	10
105 - 120 - 130 - 135	742 - 744		32 - 33 - 34 kW	76 -> 90	<b>Y140</b>	8067	2627	7081	190	10
110 1.1				70 -> 77	<b>Y022</b>	8136	0472	7081	181	10
<b>FABIA 99 -&gt; 08</b>										
1.0	AQV	FJQ	37 kW	99 -> 02	<b>Y292</b>	8171	6011	7090	190	18
1.2 - 1.2 6V	AWY	GDN	40 - 47 kW	01 -> 08	<b>Y311</b>	8184	6109	7092	190	28
1.4	AME	EMH	44 - 50 kW	99 -> 08	<b>Y292</b>	8171	6011	7090	190	18
1.4 16V	AUA	EYW	55 - 59 - 74 kW	99 -> 08	<b>Y299</b>	8178	6074	7092	200	28
1.4 TDI	AMF	GGV	55 - 58 kW	03 -> 08			6110	7063	215	28
1.9 SDI	ASY	EYY	47 kW	99 -> 08			6108		190	28
1.9 TDI	ATD	EMD	74 - 77 kW	00 -> 08	<b>Y281</b>	8104	6111	7063	228	28
1.9 TDI RS	ASZ	FJW	96 kW	03 -> 08	<b>Y288</b>	8162	6101	2 pcs.	241	23 H013
2.0	AZL	EJZ	85 kW	99 -> 08	<b>Y310</b>	8182	6114	7092	218	28
<b>FABIA 06 -&gt;</b>										
1.2	BBM - CEVA	Chass. -> 5J-83033 501	44 - 51 kW	06 ->	<b>Y311</b>	8184	6109	7092	190	28
1.2 TDI	CFWA		55 kW	10 ->				7063		
1.2 TSI	CBCZ		63 - 71 kW	10 ->			6114		218	28
1.4	BXW		63 kW	07 ->	<b>Y299</b>	8178	6074	7092	200	28
1.4 TDI	BMS		59 kW	07 ->			6110	7063	215	28
1.6	BTS		77 kW	07 ->	<b>Y310</b>	8182	6114	7092	218	28
1.6 TDI	CAYA		55 kW	10 ->			6118	7063	228	28
1.6 TDI	CAYA		66 - 77 kW	10 ->			6118	7063	228	28
1.9 TDI	BSW		77 kW	07 ->	<b>Y281</b>	8104	6111	7063	228	28
<b>FAVORIT</b>										
1.1	SKOD04	5M	38 kW	89 -> 95	<b>Y141</b>	8067	2803	7034	190	18
1.3	135I	5M	40 - 50 kW	90 -> 94	<b>Y141</b>	8067	2803	7034	190	18
<b>FELICIA</b>										
1.3	135	DWV	40 - 50 kW	94 -> 01	<b>Y141</b>	8067	2803	7034	190	18
1.6	16MPI	DVM	55 kW	95 -> 01	<b>Y092</b>	8067	6011	7034	190	18
<b>FORMAN</b>										
1.3	135	5M	40 - 44 kW	90 ->	<b>Y141</b>	8067	2803	7034	190	18
<b>OCTAVIA 96 -&gt; 00</b>										
1.4	AMD	DTQ	44 kW	99 -> 00	<b>Y292</b>	8171	6011	7090	190	18
1.6	AEE	CZE	55 kW	96 -> 00	<b>Y289</b>	8163	6085	2 pcs.	200	28
1.6	AEH	DLP	74 - 75 kW	97 -> 00	<b>Y221</b>	8090	2825	2 pcs.	210	28
1.8 20V	AGN	CZM	93 kW	96 -> 00	<b>Y238</b>	8103	2760	7063	215	28
1.8 20V - 1.8 Turbo 20V	AGU	Chass. -> Y-425500	110 kW	98 ->	<b>Y217</b>	8110	6094	7063	218	28
1.8 20V - 1.8 Turbo 20V	AGU	Chass. Y-425501 ->	110 kW	-> 00			6156	7063	225	28
1.9 SDI	AGP	DRZ	50 kW	97 -> 00	<b>Y196</b>	8090	6085	2 pcs.	200	28
1.9 SDI	AGP	DUS	50 kW	98 -> 00	<b>Y289</b>	8163	6085	2 pcs.	200	28
1.9 TDI	AGR	Eng. -> 035000	66 kW	96 -> 97	<b>Y218</b>	8104	2768	7063	228	28
1.9 TDI	AGR	Eng. 035001 ->	66 - 81 kW	96 -> 00	<b>Y217</b>	8110	6094	7063	218	28



 Description	 Engine	 Gearbox - Chassis		 Year	 Code Kit	 Code	 Code	 Code	 Code	 Code
<b>OCTAVIA 00 -&gt;</b>										
1.4	AMD	FHW	44 kW	00 -> 01	<b>Y292</b>	8171	6011	7090	190	18
1.4 16V	AXP	DUV	55 kW	00 -> 04	<b>Y289</b>	8163	6085	2 pcs.	200	28
1.6	AEE	DUT	55 kW	00 -> 04	<b>Y289</b>	8163	6085	2 pcs.	200	28
1.6	AEH	DUU	74 - 75 kW	00 -> 04	<b>Y221</b>	8090	2825	2 pcs.	210	28
1.8 20V - 1.8 Turbo 20V	AGU	EGY	110 - 132 kW	00 -> 04			6156	7063	225	28
1.9 D	AQM	DUS	50 kW	00 -> 03	<b>Y196</b>	8090	6085	2 pcs.	200	28
1.9 TDI	ALH	EGR	66 - 74 kW	00 -> 04			6118	7063	228	28
1.9 TDI	ASZ	ERF	96 kW	02 -> 04	<b>Y288</b>	8162	6101	2 pcs.	241	23 H013
1.9 TDI - TDI 4	AGR	EGR	66 - 81 kW	00 -> 06			6156	7063	225	28
1.9 TDI 4	ATD	FBS	74 kW	00 -> 06	<b>Y295</b>	8172	6101	2 pcs.	241	23
2.0 - 2.0 4	AEG	EGU	85 kW	00 -> 07	<b>Y238</b>	8103	2760	7063	215	28
<b>OCTAVIA 04 -&gt;</b>										
1.2 TSI	CBZB		77 kW	10 ->			6114		218	28
1.4 16V	BCA	FXQ	55 - 59 kW	04 ->	<b>Y299</b>	8178	6074	7092	200	28
1.4 TSI	CAXA		90 kW	08 ->			6114		218	28
1.6	BGU	FVH	75 kW	04 ->	<b>Y310</b>	8182	6114	7092	218	28
1.6 FSI	BLF	GYT	85 kW	08 ->	<b>Y310</b>	8182	6114	7092	218	28
1.9 TDI	AXR	EUH	74 kW	04 ->			6118	7063	228	28
2.0 TDI RS	CEGA		125 kW	06 ->					240	23 H013
<b>ROOMSTER</b>										
1.2 12V	BME	HZK	47 - 51 kW	06 ->	<b>Y311</b>	8184	6109	7092	190	28
1.2 TDI	CFWA		55 kW	10 ->				7063		
1.2 TSI	CBZA		63 - 77 kW	10 ->			6114		218	28
1.4 16V	BXW	HZM	63 kW	06 ->	<b>Y299</b>	8178	6074	7092	200	28
1.4 TDI	BNM		51 kW	06 -> 10					220	28
1.4 TDI	BMS		59 kW	06 -> 10			6110	7063	215	28
1.6 TDI	CAYB	-> 11/2010	66 - 77 kW	10 ->			6118	7063	228	28
1.6 16V	BTS	HXL	77 kW	06 ->	<b>Y310</b>	8182	6114	7092	218	28
1.9 TDI	BLS	HZP	77 kW	06 -> 10	<b>Y281</b>	8104	6111	7063	228	28
<b>SUPERB 02 -&gt; 08</b>										
1.4 TSI	CAXC		92 kW	08 ->			6114		218	28
1.8 Turbo 20V	AWT	EZG	110 kW	02 -> 08	<b>Y097</b>	8112	6052	7070	228	23
1.9 TDI	AVB	EEN	74 kW	02 -> 08	<b>Y309</b>	8112	6277	7070	228	23
1.9 TDI	AWX	FHN	96 kW	01 -> 08	<b>Y334</b>	8219	6428	7070	228	23
1.9 TDI	BPZ	EEN	77 kW	02 -> 08	<b>Y309</b>	8112	6277	7070	228	23
2.0	AZM	EMV	85 kW	02 -> 08	<b>Y097</b>	8112	6052	7070	228	23
2.8 V6			142 kW				6088	7070	241	23
<b>YETI</b>										
1.2 TSI	CBCZ		77 kW	09 ->			6114		218	28
1.4 TSI	CAXA		90 kW	09 ->			6114		218	28
1.6 TDI	CAYC		77 kW	10 ->				7063		
2.0 TDI	CLCA		81 kW	09 ->				7063	228	28 H013



Description	Engine	Gearbox - Chassis		Year	Code Kit	Code	Code	Code		Code
<b>SMART</b>										
<b>FORFOUR</b>										
1.1	M134.910/911			47 - 55 kW	04 -> 06		6317		200	17
<b>FORTWO</b>										
0.8 CDI	OM660			33 kW	07 ->		6317		200	17
1.0 - 1.0 Turbo				45 - 52 kW	07 ->		6317		200	17



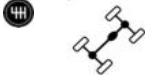







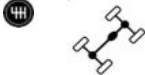








Smart is a German automotive marque and division of Daimler AG, based in Böblingen, Germany. It ranges in microcars and subcompacts, primarily the Fortwo and Forfour with its primary assembly plants located in Hambach, France and Novo Mesto, Slovenia. Marketed in 46 countries in Asia, North and South America, Africa, Australia and Europe, production of the Fortwo had surpassed 1.7M units by early 2015.

The design concept for the company's automobiles began at Mercedes-Benz in the early-70s and late-80s. After brief backing by Volkswagen, the first model was released by Daimler-Benz in October 1998. Several variants on the original design have been introduced, with the original being the "Fortwo".

Smart derives from cooperation with Swatch and Mercedes. In its branding, the company lowercases its logotype and the logo incorporating a "c" and an arrow for "compact" and "forward thinking" respectively.

<b>SUBARU</b>										
<b>E10 - E12</b>										
1.0	EF10	5F		37 kW	83 -> 92		1600		181	23
1.0				37 kW	92 -> 94		1600		181	23
1.2	EF12	5F		37 kW	86 -> 94		1600		181	23
1.2				37 kW	93 ->		1600		181	23
<b>FORESTER 97 -&gt; 02</b>										
2.0	EJ20J	5F		90 kW	97 -> 98		2986	7119	225	24
2.0	EJ202	5F		90 - 92 kW	98 -> 02			7119	225	24
2.0 Turbo	EJ205	5F		125 kW	00 -> 02			7119	230	24
<b>FORESTER 08 -&gt;</b>										
2.0 D				108 kW	08 ->		6318		240	24
<b>IMPREZA 93 -&gt; 00</b>										
1.6 16V - 1.6 16V 4	EJ16	TM752		66 - 70 kW	94 -> 00		2986	7119	225	24
1.8 16V 4	EJ181RW	TY752		76 - 81 kW	93 -> 97		2986	7119	225	24
2.0 - 2.0 4	EJ20EN	TM752		85 kW	93 -> 98		2986	7119	225	24
2.0 4 Turbo	EJ20GN	TY752		162 kW	94 -> 96			7116	230	24
2.0 4 Turbo	EJ20GN	TY752		162 kW	96 -> 00			7116	230	24

 Description	 Engine	 Gearbox - Chassis	 Year	 Code Kit	 Code	 Code	 Code	 Code	 Code	
<b>IMPREZA 00 -&gt;</b>										
1.5 - 1.5 AWD	EL15		77 - 81 kW	05 ->			7119			
1.6 - 1.6 AWD	EJ16	5MT	70 kW	00 ->			2986	7119	225	24
2.0 Allroad	EJ205		150 - 165 - 168 kW	01 ->			7116			
2.0 AWD	EJ205P			05 ->			7116			
2.0 AWD	EJ20E	5MT	92 kW	00 ->			2986	7119	225	24
2.0 D AWD			110 kW	09 ->			6318		240	24
2.0 R	EJ204		118 kW	05 ->			7119			
2.0 WRX Turbo	EJ205		160 kW	00 ->			7116			
2.0 WRX Turbo	EJ207		195 kW	01 ->			7116			
<b>JUSTY I</b>										
1.0 - 1.0 4WD	EF10	TM57	37 kW	86 -> 95			1600		181	23
1.2 - 1.2 4WD	EF12	TM64	49 - 50 kW	86 -> 95			1600		181	23
<b>JUSTY II</b>										
1.3 4WD	G13	5F	51 - 62 kW	95 -> 03	<b>Y546</b>	8207	2645	7137	200	20
<b>JUSTY III</b>										
1.3 4WD	M13		69 kW	03 ->			2645		200	20
1.5 4WD	M15		73 kW	03 ->			2645		200	20
<b>LEGACY I 89 -&gt; 94</b>										
1.8	EJ18SPI			89 -> 93			2970		215	24
1.8 4WD	EJ18AR	TM702	76 kW	89 -> 91			2986	7119	225	24
2.0	EJ20EN	TM752	85 kW	91 -> 94			2986	7119	225	24
2.0 4WD Turbo	EJ20GN	TY752	147 kW	91 -> 94			2986		225	24
2.2 - 2.2 4WD	EJ22EN	TM752	94 kW	89 -> 94			2986	7119	225	24
<b>LEGACY II 94 -&gt; 98</b>										
2.0 - 2.0 4WD	EJ20EN	EM752	85 kW	94 -> 98			2986	7119	225	24
2.2 - 2.2 4WD	EJ22EN	TM752	94 kW	94 -> 97			2986	7119	225	24
2.5 16V 4WD	EJ25D	5M	110 kW	96 -> 98			2986	7119	225	24
<b>LEGACY III 98 -&gt; 03</b>										
2.0 4WD	EJ201	5M	92 kW	98 -> 03			2986	7119	225	24
2.5 4WD	EJ251	5M	115 kW	98 -> 03			2986	7119	225	24
<b>LEGACY IV 03 -&gt;</b>										
2.0	EJ20		101 kW	03 ->			2986	7119	225	24
2.0	EJ20		132 - 140 kW	05 ->					240	24
2.0 D			110 kW	08 ->			6318		240	24
2.0 Turbo	EJ20		121 kW	04 ->			6319		241	24
2.5	EJ25	5M	121 kW	03 ->			2986	7119	225	24
<b>LEGACY V 09 -&gt;</b>										
2.0 i - 2.5 i	EJ204		110 - 123 kW	09 ->			7119			
2.0 D			110 kW	08 ->			6318		240	24
2.5 GT	EJ255		195 kW	10 ->						
<b>LEONE I 79 - 84</b>										
1800 4WD	EA81		59 - 60 kW	80 -> 84			2970		215	24
<b>LEONE II 84 -&gt; 92</b>										
1.3	EA65		48 kW	84 -> 91			2970		215	24
1.6	EA71		55 kW	84 -> 91			2970		215	24
1.8				94 -> 90			2970		215	24
1.6 4WD				84 -> 90			2986		225	24
1.8 4WD	EA82		66 - 72 - 88 kW	84 -> 91			2986		225	24
1.8 Turbo 4WD	EA82		96 kW	89 -> 90			2986		225	24
1.8 Turbo 4WD	EA82		100 kW	84 -> 90			2986		225	24

 Description	 Engine	 Gearbox - Chassis		 Year	 Code Kit	 Code	 Code	 Code		 Code
<b>LIBERO</b>										
1.0 4WD	EF10		37 - 38 kW	83 -> 87			1600		181	23
1.2 4WD	EF12	TW601	40 kW	86 -> 00			1600		181	23
<b>OUTBACK</b>										
2.0 D			110 kW	08 -> 09			6318		240	24
2.5 i	EJ253		123 kW	09 ->			6319		241	24
<b>SUMO</b>										
1.0	EF10	5M	37 kW	87 -> 94			1600		181	23
1.2 4WD	EF12	5M	50 kW	97 -> 91			1600		181	23
<b>VANILLE</b>										
1.2 4WD	EF12	TW601	40 kW	94 -> 98			1600		181	23
<b>XT COUPE'</b>										
1800 Turbo	EA82		88 - 96 - 100 kW	84 -> 90			2986		225	24



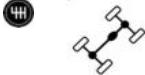








There have been seven noted versions of the WRX dating back from Subaru's original World Rally Cross staging vehicles. Subaru adopted the name "WRX" to stand for "World Rally eXperimental" as all WRX versions feature rally inspired technology, including all wheel drive, stiffened suspensions and turbocharged four cylinder engines.

In 1994, Subaru introduced Subaru Tecnica International (STI) versions of the WRX in Japan. These models were upgraded from the standard WRX in many categories, including blueprinted performance-tuned engines, transmissions, and suspensions. The STI versions of the WRX were immensely successful in rallies and popular among street racers but were only sold in the Japanese market. Compared to the WRX, the STI had mostly mechanical modifications.

<b>SUZUKI</b>										
<b>ALTO 82 -&gt; 84</b>										
0.8	SS80		29 kW	82 -> 88	<b>Y562</b>				160	32
<b>ALTO III 94 -&gt; 02</b>										
1.0	G10B	5MT	39 - 43 kW	94 -> 02			2765		170	18
<b>ALTO IV 02 -&gt;</b>										
1.1	F10B	5MT	46 kW	03 ->				7088	170	18
1.1			46 kW	04 -> 08	<b>Y555</b>	8214	6426	7142	181	18
<b>ALTO V 09 -&gt;</b>										
1.0	K10B		50 kW	09 ->	<b>Y331</b>				190	18



 Description	 Engine	 Gearbox - Chassis	 Year	 Code Kit	 Code	 Code	 Code	 Code	 Code	 Code
<b>BALENO</b>										
1.3 - 1.3 16V	G13BB	5MT	56 - 63 kW	96 -> 02	<b>Y518</b>	8129	2829	7093	190	18
1.6 16V	G16B	5MT	70 kW	96 -> 02	<b>Y175</b>	8129	6280	7093	190	18
1.6 4WD 16V	G16B	5MT	70 kW	95 -> 02	<b>Y546</b>	8207	2645	7137	200	20
1.8 GT 16V	J18A	5MT	89 kW	95 -> 02			2645	7137	200	20
1.9 TD			55 kW	95 -> 02				7093		
<b>CARRY</b>										
0.8	F8A		27 kW	80 -> 85			2512		181	18
1.3	G13B		58 kW	99 ->			2529		190	20
1.3 16 V	G13BB		58 kW	00 ->			2529		190	20
<b>GRAN VITARA I</b>										
1.6 4	G16B		69 kW	98 -> 03	<b>Y575</b>				216	20
2.0	J20A		94 kW	98 -> 03			6202		225	20
2.0 TD	FT		64 kW	98 -> 03			6443		225	21
<b>IGNIS I</b>										
1.3 - 1.3 4WD	M13A	5MT	61 kW	00 -> 03	<b>Y175</b>	8129	6280	7093	190	18
<b>IGNIS II</b>										
1.3 - 1.3 4	M13A	5MT	69 kW	03 ->	<b>Y175</b>	8129	6280	7093	190	18
1.3 DDIS	Z13TD	5MT	51 kW	03 ->					230	
1.5 - 1.5 4	M15A		73 kW	03 ->				7093		
<b>LIANA</b>										
1.3 - 1.6	M13 - M16	5MT	66 - 78 kW	01 ->					200	20
1.6 4WD	M16A	5MT	76 - 78 kW	01 ->		8207	2645		200	20
<b>LJ 80</b>										
0.8	F8A		27 kW	80 -> 84			2512		181	18
<b>SAMURAI - SANTANA</b>										
1.0	F10A	4MT	33 kW	88 ->	<b>Y578</b>				181	18
1.3	G13	4MT - 5MT	47 kW	86 -> 90	<b>Y577</b>				190	20
1.9 D	F8Q	5MT	47 kW	00 -> 03					200	20
1.9 TD	XUD9T	5MT	55 kW	98 -> 00					200	20
<b>SJ</b>										
SJ 410 1.0 4	F10A		33 kW	81 -> 88	<b>Y578</b>				181	18
SJ 413 1.3 4	G13A		44 - 47 kW	84 -> 90	<b>Y577</b>				190	20
<b>SPLASH</b>										
1.0	K10B		48 - 50 kW	08 ->	<b>Y331</b>				190	18
<b>SUPER CARRY</b>										
1.0	F10A	5MT	30 - 33 kW	85 -> 93	<b>Y329</b>				180	18
<b>SWIFT I 83 -&gt; 89</b>										
1.0	G10	5MT	37 kW	83 -> 88	<b>Y559</b>				160	18
1.0	G10A	5MT	37 kW	88 -> 89	<b>Y576</b>				170	18
1.0 Turbo	G10T	5MT	52 kW	85 -> 89	<b>Y519</b>	8129	2829	7088	190	18
1.3 - 1.3 16V	G13A	5MT	50 - 74 kW	84 -> 89	<b>Y519</b>	8129	2829	7088	190	18
<b>SWIFT II 89 -&gt; 04</b>										
1.0 - 1.0 i	G10A	5MT	39 - 41 kW	89 -> 03	<b>Y576</b>				170	18
1.3 - 1.3 i 16V 4WD	G13A - G13B	5MT	49 - 74 kW	89 -> 01	<b>Y518</b>	8129	2829	7093	190	18
1.3 i	G13B	5MT	50 kW	96 -> 03	<b>Y518</b>	8129	2829	7093	190	18
1.3 i	G13BAK	5MT	50 kW	95 -> 96			2765	7093	170	18
1.3 i 16V	G13BB	5MT	63 kW	96 -> 03	<b>Y518</b>	8129	2829	7093	190	18
1.6 i - 1.6 i 4WD 16V	G16B	5MT	70 kW	90 -> 92	<b>Y546</b>	8207	2645	7137	200	20
<b>SWIFT III 05 -&gt;</b>										
1.3 - 1.3 4	M13A	5MT	66 - 68 kW	05 ->			6280	7093	190	18
1.3 DDIS	Z13DT		51 kW	05 ->					220	14
1.5	M15A	5MT	75 kW	05 ->			6280	7093	190	18

Description	Engine	Gearbox - Chassis		Year	Code Kit	Code	Code	Code		Code
<b>S</b>										
1.6 DDIS			66 kW	07 ->			6323		235	20
1.9 DDIS			88 kW	06 ->			6441		241	20
<b>VITARA</b>										
1.6 i 16V	G16B		71 kW	90 -> 98	<b>Y545</b>	8206	6321	7137	216	20
1.6 - 1.6 4			59 - 60 kW	88 -> 91	<b>Y561</b>				200	20
2.0 16V	J20A		97 kW	96 -> 98			6202		225	20
2.0 TD	RF		52 kW	94 -> 98			6202		225	20
2.0 TD Intercooler All-wheel drive	ET		64 kW	95 -> 98			6443		225	21
2.0 V6 24V	H20A		100 kW	94 -> 98			6202		225	20
<b>WAGON R+ 97 -&gt; 00</b>										
1.0 16V	K10A	5MT	48 kW	98 -> 00			2512	7088	181	18
1.2 16V - 1.2 16V 4	K12A	5MT	51 kW	98 -> 00			2512	7088	181	18
<b>WAGON R+ 00 -&gt;</b>										
1.0	K10A	Type 3 - 4		00 -> 03			6280	7093	190	18
1.0	K10A	Type 1 - 2		00 -> 03			2765	7093	170	18
1.0 XT				00 -> 01			2765	7093	170	18
1.3 - 1.3 4WD	G13BB	5MT	56 kW	00 ->	<b>Y175</b>	8129	6280	7093	190	18
1.3 4WD	M13A	5MT	65 - 69 kW	01 ->			6280	7093	190	18
1.3 DDIS	Z13TD	5MT	51 kW	03 ->					220	14
<b>X 90</b>										
1.6 i 16V - 1.6 i 16V 4			71 kW	95 -> 97	<b>Y545</b>	8206	6321	7137	216	20

The Toyota Corolla is a line of subcompact and compact cars manufactured by Toyota. Introduced in 1966, the Corolla was the best-selling car worldwide by 1974 and has been one of the best-selling cars in the world since then.

In 1997, the Corolla became the best selling nameplate in the world, surpassing the Volkswagen Beetle. Toyota reached the milestone of 40 million Corollas sold over eleven generations in July 2013. The series has undergone several major redesigns.

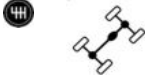






The name Corolla is part of Toyota's naming tradition of using names derived from the Toyota Crown for sedans, with "corolla" Latin for "small crown". The Corolla has always been exclusive in Japan to Toyota Corolla Store locations, and manufactured in Japan with a twin, called the Toyota Sprinter until 2000. From 2006 to 2018 in Japan and much of the world, the hatchback companion has been called the Toyota Auris.








Early models were mostly rear-wheel drive, while later models have been front-wheel drive. Four-wheel drive versions have also been produced. The Corolla's traditional competitors have been the Nissan Sunny, introduced the same year as the Corolla in Japan and the later Honda Civic and Mitsubishi Lancer.



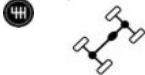











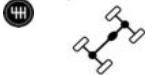








## TOYOTA

<b>4 RUNNER</b>										
2.4	22REC			87 -> 96	<b>Y510</b>	8151	2920	7085	225	21
2.4 TD 4	2 LT	5F	66 kW	90 -> 95			2920		225	21
2.7 i 4	3RZ-FE		105 kW	95 -> 96				7131	250	21
3.0 TD	1KZ-T		92 kW	93 -> 96				7117	260	21
3.0 V6	3VZ-E	5F	105 kW	90 -> 95			6330	7085	241	21
3.4 i 4	5VZ-FE		136 kW	95 -> 96					250	21



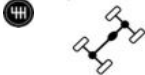








 Description	 Engine	 Gearbox - Chassis		 Year	 Code Kit	 Code	 Code	 Code		 Code
<b>AURIS 06 -&gt; 12</b>										
1.33 Dual-VVTi			74 kW	09 -> 12			0657		200	21
1.33 Dual-VVTi			73 kW	10 -> 12			0657		200	21
1.4 VVTi			71 kW	07 -> 00			9346		200	21
1.6 VVTi			91 kW	07 -> 00			9346		200	21
<b>AURIS 12 -&gt;</b>										
1.3			73 kW	12 ->			0657		200	21
<b>AVENSIS 97 -&gt; 00</b>										
1.6 16V	4A-FEC	5F	83 kW	97 -> 00	<b>Y506</b>	8149	2929	7097	211	21
1.8 16V	7A-FE	5F	81 kW	97 -> 00	<b>Y506</b>	8149	2929	7097	211	21
2.0 16V	3S-FE	5F	94 kW	97 -> 00	<b>Y509</b>	8151	2928	7086	225	20
2.0 TD	2C-T	5F	61 - 66 kW	97 -> 00	<b>Y509</b>	8151	2928	7086	225	20
2.0 D-4D 16V	1CD-FTV	5F	81 kW	99 -> 00			6215		225	21
<b>AVENSIS 00 -&gt; 03</b>										
1.6 VVTi 16V	3ZZ-FE	5F	81 kW	00 -> 03	<b>Y506</b>	8149	2929	7097	211	21
1.8 16V	1ZZ-FE	5F	95 kW	00 -> 03	<b>Y506</b>	8149	2929	7097	211	21
2.0 16V - 2.0 D4 16V	1AZ-FSE	5F	94 - 110 kW	00 -> 03	<b>Y509</b>	8151	2928	7086	225	20
2.0 D-4D 16V	1CD-FTV	5F	81 kW	00 -> 03			6215	7134	225	21
<b>AVENSIS 03 -&gt;</b>										
1.6 VVTi 16V	3ZZ-FE	5F	81 kW	03 ->	<b>Y506</b>	8149	2929	7097	211	21
1.8 VVTi 16V	1ZZ-FE	5F	95 kW	03 ->	<b>Y506</b>	8149	2929	7097	211	21
2.0 D-4D 16V	1CD-FTV	5F	85 kW	03 ->			6285	7134	225	21
2.0 VVTi 16V	1AZ-FSE	5F	108 kW	03 -> 08			6429		225	21
<b>AVENSIS VERSO 01 -&gt;</b>										
2.0 D-4D	1AZ-FE	5F	81 kW	01 -> 04	<b>Y548</b>	8209	6163	7134	241	21
2.0 VVTi 16V	1CD-FTV	5F	110 kW	01 -> 09	<b>Y567</b>				235	21
<b>AYGO</b>										
1.0	1KR-FE		50 kW	05 ->	<b>Y325</b>	8197	6099	7111	190	19
<b>CAMRY 82 -&gt; 86</b>										
1.8	1S-L	5F	66 kW	82 -> 86	<b>Y509</b>	8151	2928	7086	225	20
2.0	2S-EL	5F	78 kW	83 -> 86		8151	2928		225	20
2.0 TD	2C-TL	5F	61 kW	86		8151	2928		225	20
<b>CAMRY 86 -&gt; 91</b>										
2.0	3S-FE	5F	89 - 94 kW	86 -> 90		8151	2928		225	20
2.0 16V	3S-FE	5F	89 - 94 kW	90 -> 91	<b>Y509</b>	8151	2928	7086	225	20
2.0 4	3S-FE			88 -> 91			6330		241	21
2.0 TD	2C-T	5F	62 kW	86 -> 91	<b>Y509</b>	8151	2928	7086	225	20
2.5	2VZ-FE	5F	115 kW	88 -> 91			6330		241	21
<b>CAMRY 91 -&gt; 96</b>										
2.2	5S-FE	5F	100 kW	91 -> 96	<b>Y509</b>	8151	2928	7086	225	20
3.0	3VZ-FE	5F	138 kW	91 -> 96			6330	7134	241	21
<b>CAMRY 96 -&gt; 01</b>										
2.2	5S-FE	5F	100 kW	96 -> 01	<b>Y509</b>	8151	2928	7086	225	20
3.0	1MZ-FE	5F	135 kW	96 -> 01			6330		241	21
<b>CAMRY 01 -&gt; 06</b>										
2.4 VVT-i	2AZ-FE		112 kW	01 -> 06			6330		241	21

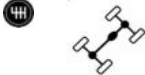
 Description	 Engine	 Gearbox - Chassis		 Year	 Code Kit	 Code	 Code	 Code		 Code
<b>CARINA II 87 -&gt; 93</b>										
1.6	4A-F	5F	55 - 66 - 70 kW	83 -> 89	<b>Y542</b>	8208	2366	7133	200	21
1.6 - 1.6 16V	4A-F	5F	70 - 83 kW	89 -> 91	<b>Y547</b>	8149	2929	7133	211	21
1.6 - 1.6 16V	4A-F	5F	70 - 83 kW	91 -> 92	<b>Y506</b>	8149	2929	7097	211	21
2.0	3S-FE	Chass. -> 0054490	95 - 103 kW	87 -> 90		8151	2928		225	20
2.0	3S-FE	Chass. 0054491 ->	95 - 103 kW	90 -> 92	<b>Y509</b>	8151	2928	7086	225	20
2.0 D	2C	Chass. -> 0027530	49 kW	87 -> 90			2928		225	20
2.0 D	2C	Chass. 0027531	49 kW	90 -> 92	<b>Y509</b>	8151	2928	7086	225	20
<b>CARINA E</b>										
1.6	4A-FE	5F	84 kW	93 -> 97	<b>Y506</b>	8149	2929	7097	211	21
1.8	7A-FE	5F	85 kW	95 -> 97	<b>Y506</b>	8149	2929	7097	211	21
2.0	3S-FE	5F	95 - 118 kW	92 -> 97	<b>Y509</b>	8151	2928	7086	225	20
2.0 D - TD	2C	4F - 5F	49 - 61 kW	94 -> 97	<b>Y509</b>	8151	2928	7086	225	20
<b>CELICA 77 -&gt; 81</b>										
1.6	2T	4F - 5F	54 - 63 kW	77 -> 80			2366		200	21
<b>CELICA 81 -&gt; 85</b>										
1.6	2T	5F	54 - 63 kW	81 -> 85	<b>Y542</b>	8208	2366	7133	200	21
2.0	21R	5F	77 kW	81 -> 85	<b>Y580</b>	8151	2920	7143	225	21
<b>CELICA 85 -&gt; 89</b>										
1.6 16V	4A	5F	91 kW	85 -> 89			2366		200	21
2.0 16V	3S-GEL	5F	110 kW	85 -> 89		8151	2928		225	20
2.0 4WD Turbo 16V	3S-GTE	5F	148 kW	87 -> 89			6330	7134	241	21
<b>CELICA 89 -&gt; 93</b>										
1.6 16V	4A-FE	5F	84 kW	89 -> 91	<b>Y547</b>	8149	2929	7133	211	21
1.6 16V	4A-FE	5F	84 kW	91 -> 93	<b>Y506</b>	8149	2929	7097	211	21
2.0 16V	3S-GE	Chass. -> 0025224	118 kW	89 -> 90		8151	2928		225	20
2.0 16V	3S-GE	Chass. 0025225 ->	118 kW	90 -> 93	<b>Y509</b>	8151	2928	7086	225	20
2.0 4WD Turbo 16V	3S-GTE	5F	148 kW	91 -> 93					240	21
<b>CELICA 93 -&gt; 99</b>										
1.8 16V	7A-FE	5F	85 kW	93 -> 99	<b>Y506</b>	8149	2929	7097	211	21
2.0 16V	3S-GE1	5F	129 kW	93 -> 98	<b>Y509</b>	8151	2928	7086	225	20
2.0 4WD Turbo 16V	3S-GTE	5M	148 kW	91 -> 93			6330	7134	241	21
<b>CELICA 99 -&gt;</b>										
1.8 VVTi 16V	1ZZ-FE	6F	105 kW	99 -> 05	<b>Y506</b>	8149	2929	7097	211	21
1.8 16V TS	2ZZ-GE		141 kW	99 ->			2929	7097	211	21
<b>COROLLA 83 -&gt; 87</b>										
1.3	2A-L	4F - 5F	55 kW	83 -> 87			1628	7133	190	21
1.3	2E-L	4F - 5F	55 kW	84 -> 85			1628	7133	190	21
1.6	4A-LC	4F - 5F	54 - 62 kW	85 -> 87	<b>Y542</b>	8208	2366	7133	200	21
1.6 - 1.6 16V	4A-GEL	5F	54 kW	83 -> 87			2366		200	21
<b>COROLLA 87 -&gt; 92</b>										
1.3	2E	4F - 5F	53 kW	87 -> 89			1628	7133	190	21
1.3 i	2E	4F - 5F	53 - 55 kW	89 -> 92	<b>Y542</b>	8208	2366	7133	200	21
1.6	4A-F	5F	66 - 77 kW	87 -> 89	<b>Y542</b>	8208	2366	7133	200	21
1.6 - 1.6 16V	4A-F	5F	70 - 84 kW	89 -> 91	<b>Y547</b>	8149	2929	7133	211	21
1.6 - 1.6 16V	4A-F	5F	70 - 96 kW	91 -> 92	<b>Y506</b>	8149	2929	7097	211	21
1.6 16V	4A-GE	5F	96 kW	87 -> 89			2366		200	21
1.6 16V	4A-GE	5F	96 kW	89 -> 91			2929	7097	211	21
1.6 4WD - 1.6 4WD 16V	4A-F	5F	70 kW	87 -> 92			2920	7134	225	21
1.8 D	1C	5F	47 kW	90 -> 92	<b>Y509</b>	8151	2928	7086	225	20

 Description	 Engine	 Gearbox - Chassis	 Year	 Code Kit	 Code	 Code	 Code	 Code	 Code	 Code
<b>COROLLA 92 -&gt; 97</b>										
1.3 12V	2E	5F	53 kW	92 -> 97	<b>Y542</b>	8208	2366	7133	200	21
1.3 16V	4E-FE	5F - 5G	65 kW	92 -> 97	<b>Y542</b>	8208	2366	7133	200	21
1.6 16V	4A-F	5F	84 kW	92 -> 97	<b>Y506</b>	8149	2929	7097	211	21
1.8 16V	7A-FE	5M	85 kW	92 -> 95	<b>Y506</b>	8149	2929	7097	211	21
2.0 D	2C	5F	49 kW	92 -> 97	<b>Y509</b>	8151	2928	7086	225	20
<b>COROLLA 97 -&gt; 99</b>										
1.3 16V	4E-FE	5F - 6F	55 - 65 kW	97 -> 99		8208	2366		200	21
1.4			63 kW	97 -> 00	<b>Y542</b>	8208	2366	7133	200	21
1.6 16V	4A-FE	5F - 6F	81 kW	97 -> 99	<b>Y506</b>	8149	2929	7097	211	21
1.8 16V	7A-FE	5F	85 kW	97 -> 99	<b>Y506</b>	8149	2929	7097	211	21
2.0 D	2C-E	5F	53 kW	97 -> 99	<b>Y509</b>	8151	2928	7086	225	20
<b>COROLLA 99 -&gt; 01</b>										
1.4 16V	4ZZ-FE	5F - 6F	71 kW	99 -> 01	<b>Y541</b>	8208	2366	7132	200	21
1.6 VVTi 16V	3ZZ-FE	5F - 6F	81 kW	99 -> 01	<b>Y506</b>	8149	2929	7097	211	21
1.9 D	1WZ	5F	51 kW	99 -> 01	<b>Y402</b>	8167	2668	7073	215	18
2.0 D	2C-E	5F	53 kW	99 -> 00	<b>Y509</b>	8151	2928	7086	225	20
2.0 D-4D 16V	1CD-FTV	5F	66 kW	00 -> 01	<b>Y548</b>	8209	6163	7134	241	21
<b>COROLLA 01 -&gt; 07</b>										
1.4 VVTi 16V	4ZZ-FE	5F	71 kW	01 -> 07	<b>Y541</b>	8208	2366	7132	200	21
1.4 D	1ND-TV	5F	66 kW	04 -> 07				7097	215	21
1.6 VVTi 16V	3ZZ-FE	5F	81 kW	01 -> 07	<b>Y506</b>	8149	2929	7097	211	21
1.8 VVTi 16V	2ZZ-GE	6F	141 kW	01 -> 07			2929	7097	211	21
2.0 D-4D 16V	1CD-FTV	5F	66 - 85 kW	01 -> 07			6285	7134	225	21
2.0 D-4D 16V	1CD-FTV	5F	66 - 85 kW	01 -> 07	<b>Y548</b>	8209	6163	7134	241	21
<b>COROLLA VERSO 01 -&gt; 03</b>										
1.4 VVTi 16V	4ZZ-FE		71 kW	01 -> 03		8149		7097	215	21
1.6 VVTi 16V	3ZZ-FE	5F	81 kW	01 -> 03	<b>Y506</b>	8149	2929	7097	211	21
1.8 VVTi 16V	1ZZ-FE	5F	105 kW	01 -> 03	<b>Y506</b>	8149	2929	7097	211	21
2.0 D-4D 16V	1CD-FTV	5F	66 - 85 kW	01 -> 03			6285	7134	225	21
2.0 D-4D 16V	1CD-FTV	5F	81 kW	01 -> 03	<b>Y548</b>	8209	6163	7134	241	21
<b>COROLLA VERSO 04 -&gt; 09</b>										
1.6 VVTi 16V	3ZZ-FE	5F	81 kW	04 ->	<b>Y506</b>	8149	2929	7097	211	21
1.8 VVTi 16V	1ZZ-FE	5F	95 kW	04 ->	<b>Y506</b>	8149	2929	7097	211	21
2.0 D-4D 16V	1CD-FTV	5F	85 kW	04 ->			6285		225	21
<b>CORONA 83 -&gt; 87</b>										
1.6	4A	4F	55 kW	83 -> 87		8151	2928		225	20
<b>CRESSIDA 80 -&gt; 92</b>										
1.8			63 kW	81 -> 85		8208	6037		200	21
2.0	21R	5F	77 kW	80 -> 84	<b>Y580</b>	8151	2920	7143	225	21
2.0 Saloon			80 - 110 kW	82 -> 86	<b>Y580</b>	8151	2920	7143	225	21
2.2 D	L		49 kW	80 -> 84	<b>Y580</b>	8151	2920	7143	225	21
2.4 TD			66 kW	84 -> 86	<b>Y580</b>	8151	2920	7143	225	21
2.8			125 kW	84 -> 86			6247		235	21
<b>CROWN</b>										
2.0				83 ->	<b>Y580</b>	8151	2920	7143	225	21
2.2 D	L		53 kW	80 -> 83		8151	2920		225	21
2.8 SI	5M - 5ME		107 kW	80 -> 83	<b>Y580</b>	8151	2920	7143	225	21
2.8 Super Saloon	5M-GE		125 kW	84 -> 85			6247		235	21

 Description	 Engine	 Gearbox - Chassis		 Year	 Code Kit	 Code	 Code	 Code		 Code
<b>DYNA 100</b>										
2.4 D	2L	5F	55 kW	85 -> 95			2920		225	21
2.4 D	2L	5M	55 kW	95 -> 99	<b>Y510</b>	8151	2920	7085	225	21
2.4 D	2L	5M	55 kW	99	<b>Y510</b>	8151	2920	7085	225	21
<b>HI-ACE II 83 -&gt; 89</b>										
1.8	2Y	4H	56 - 57 kW	83 -> 89	<b>Y580</b>	8151	2920	7143	225	21
2.2 D	L	5H	49 kW	83 -> 89	<b>Y580</b>	8151	2920	7143	225	21
2.4 D	2L	5H	55 kW	84 -> 88	<b>Y580</b>	8151	2920	7143	225	21
2.4 D	2L	5H	55 kW	88 -> 89	<b>Y510</b>	8151	2920	7085	225	21
<b>HI-ACE III 89 -&gt; 95</b>										
2.0	1RZ	5F	74 kW	90 -> 95		8151	2928	7131	225	20
2.4	2RZ-E	5F	88 kW	89 -> 95		8151	2928	7131	225	20
2.4 4WD	2RZ-E	5F	88 kW	89 -> 95			6330	7131	241	21
2.4 D - 2.4 4WD	2L	5F	55 kW	90 -> 95	<b>Y510</b>	8151	2920	7085	225	21
<b>HI-ACE IV 95 -&gt;</b>										
2.4 - 2.4 4WD	2RZ-E	5F	88 kW	95 -> 98			6330		241	21
2.4 D	2L	5F	55 kW	95 -> 99	<b>Y510</b>	8151	2920	7085	225	21
2.4 TD	2L-T	5F	66 kW	95 -> 01			6330		241	21
2.5 D-4D	2KD-FTV		65 kW	01 -> 06				7117	240	21
2.5 D-4D 4WD	2KD-FTV		75 kW	01 -> 06				7117	240	21
2.7 4WD	3RZ-FE		106 kW	98 ->				7085	250	21
2.8 D	3L			95 -> 00					240	21
3.0 D	5L			98 ->					240	21
<b>HI-ACE V 06 -&gt;</b>										
2.5 D-4D Wagon	2KD-FTV			06 ->				7117	240	21
<b>HI-LUX 82 -&gt; 05</b>										
1.8	2Y		61 kW	83 -> 94		8151	2920	7131	225	21
2.4 D	2L		61 kW	88 -> 91	<b>Y510</b>	8151	2920	7085	225	21
2.4 D	2L		59 kW	92 -> 97	<b>Y510</b>	8151	2920	7085	225	21
2.4 D	2L		58 kW	97 -> 05	<b>Y510</b>	8151	2920	7085	225	21
2.4 D	2L		55 kW	98 -> 02					225	21
2.4 D 4WD	2L		61 kW	88 -> 91				7085	225	21
2.4 D AWD	2L			84 -> 88				7085	225	21
2.4 i 4WD	22R - 22RE		84 kW	89 -> 92	<b>Y510</b>	8151	2920	7085	225	21
2.4 i 4WD	22R - 22RE		84 kW	92 -> 05			6330	7085	241	21
2.4 i 4WD	2RZ-FE		103 kW	97 -> 05			6330		241	21
2.4 TD 4WD	2L-T	5F	66 kW	97 -> 01			6330		241	21
2.5 D-4D	2KD-FTV		65 kW	01 -> 05				7117	240	21
2.7	3RZ-FE			01 -> 04					250	21
2.8 D 4WD	3L			94 -> 01					240	21
3.0 - 3.0 4WD	3VZ-E			01 -> 05			6330		241	21
3.0 D	5L		65 kW	98 -> 01					240	21
3.4 - 3.4 4WD	5VZ-FE			01 -> 05					250	21
<b>IQ 08 -&gt;</b>										
1.33			72 kW	09 ->			0657		200	21



 Description	 Engine	 Gearbox - Chassis	 Year	 Code Kit	 Code	 Code	 Code	 Code	 Code	 Code
<b>LAND CRUISER 84 -&gt; 01</b>										
2.4	22R		77 - 81 kW	84 -> 93	<b>Y580</b>	8151	2920	7143	225	21
2.4	22R-E		84 kW	88 -> 96	<b>Y510</b>	8151	2920	7085	225	21
2.4 D	2L	5F	55 - 66 kW	84 -> 86	<b>Y580</b>	8151	2920	7143	225	21
2.4 TD	2L-T	5F	66 kW	85 -> 93	<b>Y510</b>	8151	2920	7085	225	21
2.5 TD	3B-VM66A	5F	79 kW	85 -> 87			1651		255	21
3.0 TD	1KZ-T	5F	92 kW	93 -> 96			2164	7117	255	21
3.4 D	3B	5F	51 kW	84 -> 87			2164		255	21
3.4 D	3B	5F	51 kW	94 ->			1627		279	10
4.0 D	1HZ	5F		90 -> 97			1627		279	10
4.2 TD	1HZ	5F	96 kW	90 -> 01			1627		279	10
<b>LAND CRUISER 02 -&gt;</b>										
2.7	3RZ-FE		112 kW	02 -> 04				7131	250	21
2.7	2TR-FE			03 ->				7085	250	21
3.0 D-4D	1KD-FTV		120 - 127 kW	02 ->			9261		275	21
<b>LITE - ACE</b>										
1.3	4K	4F	44 kW	79 -> 88			6037	7143	200	21
1.5	5K	4F - 5F	50 kW	85 -> 95		8208	6037		200	21
1.8 D	1C	5F - 5H	47 kW	85 -> 88			2929	7143	211	21
2.0 D	2C	5F - 5H	49 kW	88 -> 95			2929		211	21
2.2	4Y-EC			92 -> 95			2920		225	21
<b>MODEL F</b>										
1.8	2Y - 2YC	5F	56 - 57 kW	82 -> 84			2929	7143	211	21
2.0	3Y			88 -> 90			2920		225	21
2.0	3Y - 3YC	5F	63 - 65 kW	84 -> 87	<b>Y580</b>	8151	2920	7143	225	21
2.0 D	2C	5F	49 kW	83 -> 88			2929	7143	211	21
2.2	4Y-EC		72 kW	87 -> 90	<b>Y580</b>	8151	2920	7143	225	21
2.2 4WD				86 -> 88			2920	7143	225	21
2.2 4WD	YR31			88 -> 90				7131		
<b>MR2</b>										
1.6 16V	4A-GEL	5F	85 - 91 kW	84 -> 85	<b>Y542</b>	8208	2366	7133	200	21
1.8 VVTi 16V	1ZZ-FE	5F	105 kW	99 -> 05	<b>Y506</b>	8149	2929	7097	211	21
2.0 16V	3S-FE	5F	103 - 128 kW	89 -> 90		8151	2928		225	20
2.0 16V	3S-FE	5F	103 - 128 kW	90 -> 99	<b>Y509</b>	8151	2928	7086	225	20
<b>PASEO</b>										
1.5 16V	5E-FE	5F	66 kW	95 -> 99	<b>Y542</b>	8208	2366	7133	200	21
<b>PICNIC 96 -&gt; 01</b>										
2.0	3S-FEC		90 kW	01	<b>Y509</b>	8151	2928	7086	225	20
2.0 16V	3S-FEC	5F	94 kW	96 -> 01	<b>Y509</b>	8151	2928	7086	225	20
2.2 D - 2.2 TD	3C-TE	5F	66 kW	97 -> 01	<b>Y509</b>	8151	2928	7086	225	20
<b>PICNIC 01 -&gt;</b>										
2.0 VVTi 16V	1AZ-FE	5F	110 kW	01 ->					235	21
2.0 D-4D	1CD-FTV	5F	81 kW	01 -> 04			6163		241	21
<b>PREVIA 90 -&gt; 00</b>										
2.4 - 2.4 4WD	2TZ-FE		97 kW	90 -> 00			6330	7131	241	21
<b>PREVIA 00 -&gt;</b>										
2.0 D-4D 16V	1CD-FTV	5F	85 kW	01 -> 06	<b>Y548</b>	8209	6163	7134	241	21
<b>RAV 4 I 94 -&gt; 00</b>										
2.0 16V	3S-FE		95 kW	94 -> 00			6330	7134	241	21

 Description	 Engine	 Gearbox - Chassis	 Year	 Code Kit	 Code	 Code	 Code	 Code	 Code	 Code
<b>RAV 4 II 00 -&gt; 05</b>										
1.8 VVTi 16V	1ZZ-FE	5M	92 kW	00 -> 05	<b>Y506</b>	8149	2929	7097	211	21
2.0 D-4D	1CD-FTV	5M	85 kW	01 -> 05			6215	7134	225	21
2.0 VVTi 4WD	1AZ-FE	5M	110 kW	00 -> 05	<b>Y567</b>				235	21
2.4 VVTi 4WD	2AZ-FE			03 -> 05			6330		241	21
<b>STARLET 84 -&gt; 89</b>										
1.0	1E-L	4F - 5F	40 kW	84 -> 89			6136	7133	181	21
1.3	2E-L	4F - 5F	55 kW	84 -> 89			6136	7133	181	21
1.5 D	1N	5F	40 kW	86 -> 89	<b>Y542</b>	8208	2366	7133	200	21
<b>STARLET 89 -&gt; 96</b>										
1.0	1E	4F - 5F	40 kW	89 -> 92			6136	7133	181	21
1.3	2E	4F - 5F	53 - 55 kW	89 -> 95			6136	7133	181	21
1.5 D	1N	5F	40 kW	89 -> 95		8208	2366		200	21
<b>STARLET 96 -&gt; 99</b>										
1.3 16V	4E-FE	5F	65 kW	96 -> 99	<b>Y542</b>	8208	2366	7133	200	21
<b>TERCEL 82 -&gt; 88</b>										
1.3	2A	4F - 5F	48 kW	82 -> 84			1628	7143	190	21
1.5 - 1.5 4	3A	5F - 5H	52 kW	82 -> 88			1628	7143	190	21
<b>TERCEL 94 -&gt; 99</b>										
1.5 16V	5E-FE	5F	66 kW	94 -> 99			2366		200	21
<b>URBAN CRUISER 07 -&gt;</b>										
1.33			74 kW	09 ->			0657		200	21
1.33			73 kW	10 ->			0657		200	21
<b>VERSO S 10 -&gt;</b>										
1.33			73 kW	10 ->			0657		200	21
<b>YARIS 99 -&gt; 05</b>										
1.0 16V	1SZ-FE	5F	48 - 50 kW	99 ->	<b>Y534</b>	8199	6099	7132	190	19
1.3 16V	2NZ-FE	5F	63 kW	99 -> 05	<b>Y556</b>	8208	2366	7097	200	21
1.3 16V			64 kW	02 -> 05			2366	7132	200	21
1.4 D-4D	1ND-TV	5F	55 kW	01 -> 05	<b>Y506</b>	8149	2929	7097	211	21
1.5 VVTi	1NZ-FE	5F	78 kW	01 ->	<b>Y506</b>	8149	2929	7097	211	21
<b>YARIS 05 -&gt;</b>										
1.0 VVT-i	1KR-FE	5 Speed Manual	51 kW	06 ->	<b>Y325</b>	8197	6099	7111	190	19
1.0 VVT-i	1KR-FE	ECO - model	51 kW	06 ->	<b>Y533</b>	8198	6322	7111	200	19
1.3 VVT-i	1NR-FE	5 Speed Manual	64 kW	06 ->	<b>Y533</b>	8198	6322	7111	200	19
1.3 VVT-i			74 kW	09 ->			0657		200	21
1.3 VVT-i			73 kW	10 ->			0657		200	21
<b>YARIS 10 -&gt;</b>										
1.3			70 kW	11 ->			0657		200	21
1.3			73 kW	11 ->			0657		200	21
<b>YARIS VERSO</b>										
1.3 16V	2NZ-FE	5F	63 kW	99 ->	<b>Y506</b>	8149	2929	7097	211	21
1.4 D-4D	1ND-TV	5F	55 kW	01 ->		8149		7097	215	21
1.5 VVTi 16V	1NZ-FE	5F	78 kW	01 ->	<b>Y506</b>	8149	2929	7097	211	21
<b>TRABANT</b>										
<b>TRABANT</b>										
601	P63/64		17 - 19 kW	66 -> 90			2571	7121	160	12
1.1	4V05		30 kW	90 -> 91			0546		181	24



Description	Engine	Gearbox - Chassis	Year	Code Kit	Code	Code	Code	Code	Code
<b>UAZ</b>									
<b>Eng. UMZ 4178</b>									
2.4	UMZ 4178					1515		250	10
<b>Eng. UMZ 4218</b>									
2.9	UMZ 4218					1515		250	10
<b>Eng. ZMZ 409</b>									
2.7	ZMZ 409		94 kW			2432		241	10



The Trabant is an automobile which was produced from 1957 to 1990 by former East German car manufacturer VEB Sachsenring Automobilwerke Zwickau. It is often seen as symbolic of the former East Germany and the collapse of the Eastern Bloc in general.

According to automotive journalist Doug DeMuro, the Trabant was loud, slow, poorly designed, badly built. The Trabant had a hard plastic body mounted on a one-piece steel chassis (a so-called unibody or monocoque), front-wheel drive, a transverse engine, and independent suspension – unusual features at that time (1950s) – but it remained the same up until the 1990s.

The 1980s model had no tachometer, no headlights or turn signals indicator, no fuel gauge, no rear seat belts, no external fuel door, and drivers had to pour a mix of gasoline and oil directly under the hood.

Called "a spark plug with a roof", 3,096,999 Trabants in a number of models were produced over nearly three decades with few significant changes in their basic design. Older models have been sought by collectors in the United States due to their low cost and fewer restrictions on the importation of antique cars. The Trabant also gained a following among car tuning and rally racing enthusiasts.

The car had four principal variants:



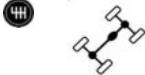








The P50, also known as the Trabant 500 (produced 1957–1962)



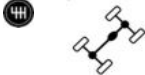








The Trabant 600 (1962–1964)



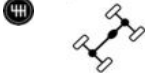








The Trabant 601 (1963–1990)



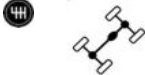








The Trabant 1.1, produced in 1990–1991 with a 1,043 cc (63.6 cu in) VW engine

The engine for the 500, 600 and the original 601 was a small two-stroke engine with two cylinders, accounting for the vehicle's modest performance. Its curb weight was about 600 kg (1,323 lb). When it ceased production in 1989, the Trabant delivered 19 kilowatts (25 hp)

 Description	 Engine	 Gearbox - Chassis		 Year	 Code Kit	 Code	 Code	 Code	 Code	 Code
<b>VOLKSWAGEN</b>										
<b>BORA</b>										
1.4 16V	AHW	DUW	55 kW	98 -> 05	<b>Y289</b>	8163	6085	2 pcs.	200	28
1.6	AEH		74 - 75 kW	98 -> 05	<b>Y221</b>	8090	2825	2 pcs.	210	28
1.6 16V	ATN	ERT	77 kW	00 -> 05	<b>Y181</b>	8023	2825	2 pcs.	210	28
1.6 FSI	BAD	FMX	81 kW	02 -> 05	<b>Y310</b>	8182	6114	7092	218	28
1.8 - 1.8 4 motion	AGN	CZM	92 kW	98 -> 00	<b>Y238</b>	8103	2760	7063	215	28
1.8 Turbo 20V	AGU	EGY	110 kW	00 -> 05			6156	7063	225	28
1.8 Turbo 20V	AUQ	FZQ	132 kW	02 -> 05	<b>Y296</b>	8172	6157	2 pcs.	241	23 H013
1.9 SDI	AGP	DUS	50 kW	98 -> 05	<b>Y196</b>	8090	6085	2 pcs.	200	28
1.9 TDI	AGR	Chass. -> 1J-1D235000	66 - 81 kW	98 -> 00	<b>Y217</b>	8110	6094	7063	218	28
1.9 TDI	AGR	Chass. 1J-1D235001 ->	66 - 96 kW	98 -> 00			6156	7063	225	28
1.9 TDI	ALH	EGR	66 - 74 kW	00 -> 05			6118	7063	228	28
1.9 TDI - TDI 4 motion	AJM	DRV	74 - 85 kW	98 -> 05	<b>Y295</b>	8172	6101	2 pcs.	241	23 H013
1.9 TDI - TDI 4 motion	ARL	EFF	96 - 110 kW	00 -> 05	<b>Y288</b>	8162	6101	2 pcs.	241	23 H013
2.0 - 2.0 4 motion	APK	EFG	85 kW	98 -> 05	<b>Y238</b>	8103	2760	7063	215	28
2.3 V5 20V	AGZ	Eng. -> 059 642	110 kW	98 -> 00	<b>Y217</b>	8110	6094	7063	218	28
2.3 V5 20V	AGZ	Eng. 059 643 ->	110 kW	00 -> 05			6156	7063	225	28
2.3 V5 20V	AQN	FBK	125 kW	00 -> 05			6156	7063	225	28
2.3 V5 4 motion	AGZ	EEJ	110 - 125 kW	98 -> 05	<b>Y296</b>	8172	6157	2 pcs.	241	23 H013
2.8 VR6 24V 4 motion	AQP	DRP	150 kW	99 -> 05	<b>Y296</b>	8172	6157	2 pcs.	241	23 H013
<b>CADDY 82 -&gt; 92</b>										
1.5	JB	2G	52 kW	82 -> 83	<b>Y038</b>	8023	2823	2 pcs.	210	24
1.6	EM	2G	55 kW	82 -> 83	<b>Y038</b>	8023	2823	2 pcs.	210	24
1.6	EW	5B	55 kW	83 -> 92	<b>Y038</b>	8023	2823	2 pcs.	210	24
1.6 D	JK	4S	40 kW	82 -> 92	<b>Y038</b>	8023	2823	2 pcs.	210	24
1.8 i	JH	4S	70 kW	85 -> 92	<b>Y038</b>	8023	2823	2 pcs.	210	24
<b>CADDY 95 -&gt; 04</b>										
1.4	AEX	Eng. -> 123 638	44 kW	95 -> 98	<b>Y182</b>	8137	2792	7028	190	24
1.4	AKV	Eng. 123 639 ->	44 kW	98 -> 03	<b>Y182</b>	8137	2792	7028	190	24
1.4 16V	AUA	DXB	55 kW	00 -> 04	<b>Y229</b>	8128	2720	2 pcs.	200	14
1.6	1F	DDG	55 kW	95 -> 97	<b>Y187</b>	8138	2785	2 pcs.	190	24
1.6	AEE	DVM	55 kW	97 -> 00	<b>Y092</b>	8067	6011	7034	190	18
1.6	AEE	DCK	55 kW	97 -> 00	<b>Y185</b>	8137	2799	7028	200	24
1.7 SDI	AHB	DDR	42 kW	96 -> 00	<b>Y162</b>	8138	2780	2 pcs.	200	24
1.9 D - 1.9 SDI	1Y	CYZ	47 kW	95 -> 04	<b>Y162</b>	8138	2780	2 pcs.	200	24
1.9 D - 1.9 SDI	AYQ	CYZ	47 kW	95 -> 04	<b>Y196</b>	8090	6085	2 pcs.	200	28
1.9 D	AEF	DWT	48 kW	96 -> 00	<b>Y333</b>				200	18
1.9 TDI	1Z	CTN	66 kW	96 -> 04	<b>Y218</b>	8104	2768	7063	228	28
<b>CADDY 04 -&gt;</b>										
1.4 - 1.4 16V	BCA	GXZ	55 - 59 kW	04 ->	<b>Y310</b>	8182	6114	7092	218	28
1.6	BGU	FZT	75 kW	04 -> 05	<b>Y310</b>	8182	6114	7092	218	28
1.9 TDI 4Motion	BLS		77 kW	08 -> 10					240	23 H013
2.0	BSX	JJV	80 kW	06 -> 07	<b>Y310</b>	8182	6114	7092	218	28
2.0 SDI	BDJ	HFN	51 kW	04 ->	<b>Y310</b>	8182	6114	7092	218	28
<b>CORRADO</b>										
1.8 16V - 1.8 G60	KR	AGC	103 - 118 kW	89 -> 93	<b>Y218</b>	8104	2768	7063	228	28
2.0 - 2.0 16V	9A	AYK	85 - 100 kW	91 -> 95	<b>Y221</b>	8090	2825	2 pcs.	210	28
2.0	2E	Eng. -> 380 472	85 kW	93 -> 95	<b>Y238</b>	8103	2760	7063	215	28
2.0	2E	Eng. 380 473 ->	85 kW	93 -> 95	<b>Y218</b>	8104	2768	7063	228	28
2.0 16V	9A	AYK	100 kW	91 -> 95	<b>Y218</b>	8104	2768	7063	228	28
2.9 VR6	ABV	AGK	140 kW	91 -> 95	<b>Y218</b>	8104	2768	7063	228	28


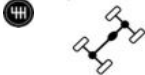


 Description	 Engine	 Gearbox - Chassis	 Year	 Code Kit	 Code	 Code	 Code	 Code	 Code	 Code
<b>DERBY 77 -&gt; 81</b>										
0.9	HA	GG	29 kW	77 -> 81	<b>Y146</b>	8068	2786	7026	181	24
1.1	HB	GD	37 kW	77 -> 83	<b>Y146</b>	8068	2786	7026	181	24
1.3	HH	GD	44 kW	81 -> 84	<b>Y146</b>	8068	2786	7026	181	24
<b>DERBY 81 -&gt; 84</b>										
1.0	GL	GU	29 kW	81 -> 84	<b>Y146</b>	8068	2786	7026	181	24
1.1	HB	3D	37 kW	81 -> 83	<b>Y146</b>	8068	2786	7026	181	24
1.3	HH	Eng. -> 054 060	40 - 44 kW	83 -> 84	<b>Y146</b>	8068	2786	7026	181	24
1.3	GK	Eng. 054 061 ->	40 - 55 kW	82 -> 84	<b>Y147</b>	8063	2792	7028	190	24
<b>EOS</b>										
1.4 TSI	CAXA		90 kW	07 ->			6114		218	28
1.6 FSI	BLF	HPB	85 kW	06 ->	<b>Y310</b>	8182	6114	7092	218	28
2.0 TFSI	BWA		147 kW	06 ->					240	23
<b>FOX</b>										
1.2	BMD	HUY	40 kW	05 ->	<b>Y311</b>	8184	6109	7092	190	28
1.4 TDI	BNM	HCS	51 kW	04 ->					220	
1.9 D	ASY			07 ->			6108		190	28
<b>GOL</b>										
1.0	ASF		45 - 53 kW	02 ->				7063	180	28
1.8	UDH		73 kW	02 ->				7032	215	24
<b>GOLF I 74 -&gt; 83</b>										
1.1	FA	GF	37 - 38 kW	74 -> 83	<b>Y146</b>	8068	2786	7026	181	24
1.3	GF	GT	43 - 44 kW	79 -> 83	<b>Y146</b>	8068	2786	7026	181	24
1.5	EH	FF	48 - 57 kW	74 -> 83	<b>Y179</b>	8069	2785	2 pcs.	190	24
1.5 D	CK	GH	37 kW	76 -> 80	<b>Y179</b>	8069	2785	2 pcs.	190	24
1.6	EJ	FF	52 - 81 kW	75 -> 83	<b>Y179</b>	8069	2785	2 pcs.	190	24
1.6	EG	FD	81 kW	79 -> 82	<b>Y180</b>	8079	2780	2 pcs.	200	24
1.6 D	CR	FF	40 kW	80 -> 83	<b>Y180</b>	8079	2780	2 pcs.	200	24
1.6 TD	CY	FF	51 kW	82 -> 83	<b>Y038</b>	8023	2823	2 pcs.	210	24
1.6 TD & Taxi	CY	FF	52 kW	82 -> 83	<b>Y180</b>	8079	2780	2 pcs.	200	24
1.7	EN	FF	57 kW	80 -> 83	<b>Y179</b>	8069	2785	2 pcs.	190	24
1.8 - 1.8 GTI	DX	7G	82 kW	82 -> 83	<b>Y038</b>	8023	2823	2 pcs.	210	24
<b>GOLF I Cabriolet</b>										
1.1	FA	GF	37 kW	79 -> 83	<b>Y146</b>	8068	2786	7026	181	24
1.6	EW	4T	55 kW	83 -> 91	<b>Y179</b>	8069	2785	2 pcs.	190	24
1.8	EX	Chass. -> E002554	66 kW	83 -> 92	<b>Y180</b>	8079	2780	2 pcs.	200	24
1.8	KT	9A	82 kW	85 -> 91	<b>Y179</b>	8069	2785	2 pcs.	190	24
<b>GOLF II 83 -&gt; 92</b>										
1.0	GN	6F	33 - 37 kW	83 -> 85	<b>Y146</b>	8068	2786	7026	181	24
1.0	HZ	Chass. -> G-160 000	37 kW	85 -> 86	<b>Y214</b>	8063	2792	7026	190	24
1.0	HZ	Chass. G-160 001 ->	37 kW	85 -> 91	<b>Y147</b>	8063	2792	7028	190	24
1.3	2G	Chass. H-000 001 ->	37 - 40 kW	86 -> 92	<b>Y147</b>	8063	2792	7028	190	24
1.3	GT	4F	37 - 40 kW	83 -> 85	<b>Y146</b>	8068	2786	7026	181	24
1.6	ABN	4R	52 - 55 kW	83 -> 92	<b>Y179</b>	8069	2785	2 pcs.	190	24
1.6 D - 1.6 TD	1V	3R	40 - 59 kW	83 -> 91	<b>Y038</b>	8023	2823	2 pcs.	210	24
1.6 D - 1.6 TD	1V	3R	44 - 52 kW	83 -> 91	<b>Y180</b>	8079	2780	2 pcs.	200	24
1.8	GX	Eng. -> 006138	66 kW	84	<b>Y180</b>	8079	2780	2 pcs.	200	24
1.8	GX	Eng. 006139 ->	66 kW	84 -> 87	<b>Y038</b>	8023	2823	2 pcs.	210	24
1.8 - 1.8 Syncro - 1.8 GTI	1P	4T	62 - 82 kW	83 -> 91	<b>Y038</b>	8023	2823	2 pcs.	210	24
1.8 GTI 16V	KR	Eng. -> PL020029	94 - 103 kW	86 -> 87	<b>Y038</b>	8023	2823	2 pcs.	210	24
1.8 GTI 16V	KR	Eng. PL020030 ->	94 - 103 kW	87 -> 91	<b>Y181</b>	8023	2825	2 pcs.	210	28
1.8 Syncro G60	1H	ARR	118 kW	88 -> 89	<b>Y218</b>	8104	2768	7063	228	28
1.8 Syncro G60	PG	ARR	118 kW	88 -> 91	<b>Y218</b>	8104	2768	7063	228	28

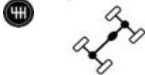


 Description	 Engine	 Gearbox - Chassis	 Year	 Code Kit	 Code	 Code	 Code	 Code	 Code	 Code
<b>GOLF III 91 -&gt; 99</b>										
1.4	ABD	APY	44 kW	91 -> 95	<b>Y147</b>	8063	2792	7028	190	24
1.4	AEX	CZA	44 kW	95 -> 98	<b>Y147</b>	8063	2792	7028	190	24
1.6	ABU	CHL	55 kW	92 -> 94	<b>Y182</b>	8137	2792	7028	190	24
1.6	AEA	CHV	55 - 74 kW	91 -> 99	<b>Y162</b>	8138	2780	2 pcs.	200	24
1.6	AFT	CJF	74 kW	95 -> 99	<b>Y162</b>	8138	2780	2 pcs.	200	24
1.8	AAM	Eng. -> 288 906	55 - 66 kW	91 -> 92	<b>Y038</b>	8023	2823	2 pcs.	210	24
1.8	AAM	Eng. 288 907 ->	55 - 66 kW	92 -> 99	<b>Y183</b>	8090	2823	2 pcs.	210	24
1.8 Syncro	ABS	CGL	66 kW	93 -> 99	<b>Y238</b>	8103	2760	7063	215	28
1.9 D	1Y	Eng. -> 301 956	48 kW	91 -> 93	<b>Y180</b>	8079	2780	2 pcs.	200	24
1.9 D - 1.9 SDI	1Y - AEY	Eng. 301 957 ->	48 kW	93 -> 97	<b>Y162</b>	8138	2780	2 pcs.	200	24
1.9 SDI - Ecomatic	1Y	ATH	47 - 55 kW	92 -> 99	<b>Y183</b>	8090	2823	2 pcs.	210	24
1.9 TD - GTD	AAZ	Eng. 274 104 ->	55 kW	93 -> 99	<b>Y183</b>	8090	2823	2 pcs.	210	24
1.9 TD - GTD	AZZ	Eng. -> 274 103	55 kW	91 -> 97	<b>Y038</b>	8023	2823	2 pcs.	210	24
1.9 TDI	1Z	ASD	66 kW	93 -> 99	<b>Y218</b>	8104	2768	7063	228	28
1.9 TDI	AFN	CYP	81 kW	96 -> 99			6118	7063	228	28
1.9 TDI Syncro	1Z	Eng. -> 100000	66 kW	93 -> 99	<b>Y218</b>	8104	2768	7063	228	28
1.9 TDI Syncro	AFN	Eng. 100000 ->	66 - 81 kW	95 -> 99	<b>Y217</b>	8110	6094	7063	218	28
2.0	2E	Eng. -> 2E306244	85 kW	91 -> 92	<b>Y181</b>	8023	2825	2 pcs.	210	28
2.0	2E	Eng. 2E306244 ->	79 - 85 kW	92 -> 99	<b>Y510</b>	8151	2920	7085	225	21
2.0 GTI 16V - 2.0 Syncro	ABF	AYK	85 - 110 kW	92 -> 99	<b>Y218</b>	8104	2768	7063	228	28
2.8 VR6	AAA	Chass. S000001 ->	128 kW	92 -> 97	<b>Y218</b>	8104	2768	7063	228	28
2.9 VR6 Syncro	ABV	AMF	140 kW	94 -> 99	<b>Y218</b>	8104	2768	7063	228	28
<b>GOLF III Cabriolet</b>										
1.6	AFT - AEK	CJF	74 kW	94 -> 97	<b>Y162</b>	8138	2780	2 pcs.	200	24
1.8	AAM	CHB	55 - 66 kW	93 -> 98	<b>Y183</b>	8090	2823	2 pcs.	210	24
1.9 TDI	1Z	CTN	66 kW	95 -> 97	<b>Y218</b>	8104	2768	7063	228	28
1.9 TDI	AFN	CYP	81 kW	96 -> 97	<b>Y217</b>	8110	6094	7063	218	28
2.0	2E	CHE	85 kW	93 -> 97	<b>Y510</b>	8151	2920	7085	225	21
<b>GOLF IV 97 -&gt; 06</b>										
1.4 16V	AHW	DSB	55 kW	97 -> 06	<b>Y289</b>	8163	6085	2 pcs.	200	28
1.6	AEH	DLP	74 - 75 kW	97 -> 06	<b>Y510</b>	8151	2920	7085	225	21
1.6	AFT		74 kW	98 -> 02	<b>Y162</b>	8138	2780	2 pcs.	200	24
1.6 16V	ATN	ERT	77 kW	99 -> 06	<b>Y181</b>	8023	2825	2 pcs.	210	28
1.6 FSI 16V	BAD	FMX	81 kW	02 -> 06	<b>Y310</b>	8182	6114	7092	218	28
1.8 - 1.8 Turbo - 1.8 T 20V	AGU	Chass. 1B075001 ->	110 kW	00 -> 04			6156	7063	225	28
1.8 - 1.8 Turbo - 1.8 T 20V	AGU	Chass. -> 1B075000	110 kW	97 -> 00	<b>Y217</b>	8110	6094	7063	218	28
1.8 20V - 1.8 4 motion 20V	AGN	CZM	92 kW	97 -> 04	<b>Y238</b>	8103	2760	7063	215	28
1.8 Turbo 20V	AUQ	FZQ	132 kW	02 -> 05	<b>Y296</b>	8172	6157	2 pcs.	241	23
1.9 SDI	AGP	DRZ	50 kW	97 -> 06	<b>Y196</b>	8090	6085	2 pcs.	200	28
1.9 TDI	ALH	DQY	66 - 74 kW	00 -> 06			6118	7063	228	28
1.9 TDI - TDI 4 motion	AGR	DEA	66 - 81 kW	00 -> 06			6156	7063	225	28
1.9 TDI - TDI 4 motion	AGR	DEA	66 - 81 kW	97 -> 00	<b>Y217</b>	8110	6094	7063	218	28
1.9 TDI - TDI 4 motion	AJM	DRV	74 - 85 kW	99 -> 05	<b>Y295</b>	8172	6101	2 pcs.	241	23
1.9 TDI - TDI 4 motion	ARL	DRV	96 - 110 kW	00 -> 06	<b>Y288</b>	8162	6101	2 pcs.	241	23
2.0	APK	EFG	85 kW	98 -> 06	<b>Y238</b>	8103	2760	7063	215	28
2.3 VR5 20V	AGZ	Eng. -> 059642	110 kW	97 -> 00	<b>Y217</b>	8110	6094	7063	218	28
2.3 VR5 20V	AGZ - AQN	Eng. 059643 ->	110 kW	97 -> 00			6156	7063	225	28
2.3 VR5 20V	AQN	FBK	125 kW	00 -> 04			6156	7063	225	28
2.3 VR5 4 motion 20V	AGZ	EEJ	110 - 125 kW	98 -> 05	<b>Y296</b>	8172	6157	2 pcs.	241	23
2.8 V5 4 motion	AQP	DRP	150 kW	99 -> 05	<b>Y296</b>	8172	6157	2 pcs.	241	23

 Description	 Engine	 Gearbox - Chassis		 Year	 Code Kit	 Code	 Code	 Code	 Code	 Code
<b>GOLF IV Cabriolet</b>										
1.6	AFT - AKS	DGF - DGG	74 kW	98 -> 00	<b>Y162</b>	8138	2780	2 pcs.	200	24
1.8	AAM	DFN	55 - 66 kW	98 -> 00	<b>Y183</b>	8090	2823	2 pcs.	210	24
1.9 TDI	AHU	DSF	66 kW	98 -> 01	<b>Y218</b>	8104	2768	7063	228	28
1.9 TDI	AFN	DSF	81 kW	98 -> 00	<b>Y217</b>	8110	6094	7063	218	28
2.0	AGG	DFQ	85 kW	98 -> 02	<b>Y510</b>	8151	2920	7085	225	21
<b>GOLF V 03 -&gt;</b>										
1.4 16V	BCA		55 - 59 kW	03 -> 07	<b>Y299</b>	8178	6074	7092	200	28
1.4 FSI	BKG		66 kW	03 ->	<b>Y299</b>	8178	6074	7092	200	28
1.4 TSI	CAXA		90 kW	07 -> 08			6114		218	28
1.6	BGU	FVH	75 kW	04 -> 07	<b>Y310</b>	8182	6114	7092	218	28
1.6 FSI 16V	BAG	GVV	85 kW	03 -> 06	<b>Y310</b>	8182	6114	7092	218	28
2.0 GTI	AXX		147 - 149 kW	04 -> 09					240	23
2.0 SDI	BDK	GJD	55 kW	04 -> 06	<b>Y310</b>	8182	6114	7092	218	28
<b>GOLF VI 08 -&gt;</b>										
1.2 TSI	CBZA		63 kW	10 ->		8182	6114		218	28
1.2 TSI	CBZB		77 kW	09 ->			6114		218	28
1.4	CGGA		59 kW	08 ->	<b>Y299</b>	8178	6074	7092	200	28
1.4 TSI	CAXA	6 Speed	90 kW	08 -> 12			6114		218	28
1.6	CCSA		75 kW	08 ->	<b>Y310</b>	8182	6114	7092	218	28
1.6 Bifuel	CHGA		75 kW	09 ->	<b>Y310</b>	8182	6114	7092	218	28
2.0 R 4Motion	CDLF		188 - 199 kW	09 -> 12					240	23
<b>GOLF VI Cabriolet</b>										
1.2 TSI	CBZB		77 kW	11 ->			6114		218	28
1.4 TSI	CAXA		90 kW	11 ->			6114		218	28
<b>GOLF PLUS</b>										
1.4 16V	BCA		55 - 59 kW	03 -> 07	<b>Y299</b>	8178	6074	7092	200	28
1.4 FSI	BLN		66 kW	05 -> 06	<b>Y299</b>	8178	6074	7092	200	28
1.4 TSI	CAXA		90 kW	07 ->			6114		218	28
1.6	BSE	GVY	75 kW	05 ->	<b>Y310</b>	8182	6114	7092	218	28
1.6 FSI 16V	BLF	HEU	85 kW	05 -> 08	<b>Y310</b>	8182	6114	7092	218	28
2.0 TDI	BEE		96 kW	05 -> 07					240	23
<b>CROSS GOLF 07 -&gt;</b>										
1.6 FSI 16V			77 kW	07 ->	<b>Y310</b>	8182	6114	7092	218	28
<b>JETTA I 78 -&gt; 84</b>										
1.0	HZ	Chass. -> G160000	33 kW	-> 91	<b>Y214</b>	8063	2792	7026	190	24
1.0	HZ	Chass. G160001 ->	33 kW	-> 91	<b>Y147</b>	8063	2792	7028	190	24
1.1	GG	MA	37 kW	79 -> 84	<b>Y146</b>	8068	2786	7026	181	24
1.3	GF	GU	40 - 44 kW	78 -> 85	<b>Y146</b>	8068	2786	7026	181	24
1.5	GH	GC	48 - 51 kW	79 -> 83	<b>Y179</b>	8069	2785	2 pcs.	190	24
1.5 D	CK		37 kW	79 -> 80	<b>Y179</b>	8069	2785	2 pcs.	190	24
1.6	EG	FH	55 - 81 kW	78 -> 84	<b>Y179</b>	8069	2785	2 pcs.	190	24
1.6	EG	FH	81 kW	80 -> 82	<b>Y180</b>	8079	2780	2 pcs.	200	24
1.6	HN		55 kW	83	<b>Y179</b>	8069	2785	2 pcs.	190	24
1.6 D	CR	FF	40 kW	81 -> 84	<b>Y180</b>	8079	2780	2 pcs.	200	24
1.6 TD	CY	FF	52 kW	82 -> 83	<b>Y038</b>	8023	2823	2 pcs.	210	24
1.6 TD	CY	FF	52 kW	83 -> 84	<b>Y180</b>	8079	2780	2 pcs.	200	24
1.7	EN	FF	57 kW	80 -> 84	<b>Y179</b>	8069	2785	2 pcs.	190	24
1.8	DX	7G	82 kW	82 -> 85	<b>Y038</b>	8023	2823	2 pcs.	210	24

 Description	 Engine	 Gearbox - Chassis	 Year	 Code Kit	 Code	 Code	 Code	 Code	 Code	 Code
<b>JETTA II 84 -&gt; 92</b>										
1.05	HZ	AKX	37 kW	86 -> 91	<b>Y147</b>	8063	2792	7028	190	24
1.3	GT	Eng. -> 009 203	37 - 43 kW	83 -> 85	<b>Y146</b>	8068	2786	7026	181	24
1.3	GT	Eng. 009 204 ->	43 kW	84 -> 87	<b>Y147</b>	8063	2792	7028	190	24
1.3 - 1.3 i	NU	BN	37 kW	86 -> 87	<b>Y147</b>	8063	2792	7028	190	24
1.6	EZ	4R	52 - 55 kW	83 -> 92	<b>Y179</b>	8069	2785	2 pcs.	190	24
1.6 D - 1.6 TD	IV	3R	40 - 52 kW	83 -> 92	<b>Y180</b>	8079	2780	2 pcs.	200	24
1.6 TD	RA	4T	59 kW	88 -> 91	<b>Y038</b>	8023	2823	2 pcs.	210	24
1.8	GX	Eng. -> 006138	66 kW	84	<b>Y180</b>	8079	2780	2 pcs.	200	24
1.8 - 1.8 i	GX - GU	Eng. 006139 ->	66 kW	84 -> 91	<b>Y038</b>	8023	2823	2 pcs.	210	24
1.8 - 1.8 Syncro	1P	4T	62 - 82 kW	84 -> 91	<b>Y038</b>	8023	2823	2 pcs.	210	24
1.8 16V	KR	2Y	95 - 102 kW	86 -> 91	<b>Y181</b>	8023	2825	2 pcs.	210	28
<b>JETTA III 05 -&gt; 10</b>										
1.4 TSI	CAXA		90 kW	07 -> 10			6114		218	28
1.6	BSE	FVH	75 kW	05 -> 06	<b>Y310</b>	8182	6114	7092	218	28
1.6 FSI 16V	BLF	HBM	85 kW	05 -> 10	<b>Y310</b>	8182	6114	7092	218	28
2.0 TFSI	BWA		147 kW	05 -> 10					240	23
<b>JETTA IV</b>										
1.2 TSI	CBZB		77 kW	11 ->			6114		218	28
1.4 TSI	CAXA		90 kW	11 ->			6114		218	28
2.0	CKJA		85 kW	10 ->		8103	6114		218	28
2.0 TSI	CBFA		147 kW	10 ->					240	23
<b>KAEFER - Maggiolone 49 -&gt; 03</b>										
1.2 1200 - 1302 - 1303	D	Eng. -> 0674999	25 kW	60 -> 85			0366	7102	181	24
1.2 1200 - 1302 - 1303	D	Eng. 0675000 - 1455271	25 kW	60 -> 85			0366	7032	181	24
1.2 1200 - 1302 - 1303	D	Eng. 1455272 ->	25 kW	60 -> 85			0496	7032	200	24
1.3 1300	AB		32 kW	70 -> 73			0354	7032	181	24
1.3 1300	F		29 kW	65 -> 70			0354	7102	181	24
1.3 1302 - 1303	AR - AB		25 - 32 kW	70 -> 75			0354	7032	181	24
1.5 1500	H		32 kW	66 -> 73			0496	7102	200	24
1.6 1302 - 1303 - 1500	AF - AD - AS - AJ		34 - 37 kW	70 -> 03			0496	7032	200	24
<b>KAEFER - Cabriolet 64 -&gt; 81</b>										
1.2 1303	D		25 kW	75 -> 79			0366	7102	181	24
1.3 1303	AB		32 kW	70 -> 81			0354	7032	181	24
1.3 Karmann	F		29 kW	64 -> 70			0366	7032	181	24
1.5 1500	H		32 kW	66 -> 70			0496	7102	200	24
1.6 1302 - 1303	AD - AF		37 kW	70 -> 79			0496	7032	200	24
<b>LT 28-35 I 75 -&gt; 96</b>										
2.0	CH		55 kW	75 -> 83			2861	7032	216	23
2.4	DL		66 kW	82 -> 92	<b>Y234</b>	8100	2455	7032	228	23
2.4 i	1E		69 kW	89 -> 96	<b>Y234</b>	8100	2455	7032	228	23
2.4 D - 2.4 TD	1S		51 - 70 kW	89 -> 96	<b>Y234</b>	8100	2455	7032	228	23
2.4 D	DW		55 kW	79 -> 92	<b>Y234</b>	8100	2455	7032	228	23
2.4 TD	DV		68 - 75 kW	82 -> 92	<b>Y234</b>	8100	2455	7032	228	23
2.7	Perkins			75 -> 80			2455	7032	228	23



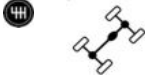












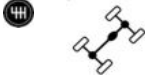







 Description	 Engine	 Gearbox - Chassis		 Year	 Code Kit	 Code	 Code	 Code		 Code
<b>LT 28-46 II 96 -&gt; 06</b>										
2.3	AGL		105 kW	96 -> 06			2897	7089	240	26
2.5 SDI	AGX		55 kW	96 -> 06			2897	7089	240	26
2.5 TDI	AHD	Eng. -> 047378	75 kW	96 -> 99				7089	240	26
2.5 TDI	AHD	Eng. 047379 ->	75 kW	96 -> 99			2897	7089	240	26
2.5 TDI	ANJ	Eng. -> 052609	80 kW	99 -> 06			2897	7089	240	26
2.5 TDI	ANJ	Eng. 052610 ->	80 kW	99 -> 06	<b>Y401</b>	8165	2897	7089	240	26
2.5 TDI	APA		66 kW	99 -> 06			2897	7089	240	26
2.5 TDI	BBF		61 - 70 kW	01 -> 06	<b>Y401</b>	8165	2897	7089	240	26
2.8 TDI	ATA		92 -> 96 kW	97 -> 06				7089	240	26
<b>LT 40-55 I 75 -&gt; 96</b>										
2.0	CH		55 kW	75 -> 83			2861	7032	216	23
2.4 - 2.4 4WD	DL		66 kW	82 -> 92	<b>Y234</b>	8100	2455	7032	228	23
2.4 D - 2.4 TD	IS		51 - 75 kW	79 -> 96	<b>Y234</b>	8100	2455	7032	228	23
2.4 i	IE		69 kW	93 -> 96	<b>Y234</b>	8100	2455	7032	228	23
<b>LUPO</b>										
1.0	AER	AXD	37 kW	98 -> 05	<b>Y147</b>	8063	2792	7028	190	24
1.0	AHT	EFM	37 kW	98 -> 05			6011	7112	190	18
1.2 TDI	ANY	5M	45 kW	99 -> 03			2780	7028	200	24
1.4	AUD	ETD	44 kW	00 -> 03	<b>Y182</b>	8137	2792	7028	190	24
1.4 16V	AFK	DXD	55 - 74 kW	98 -> 05	<b>Y185</b>	8137	2799	7028	200	24
1.4 TDI	AMF	ESP	55 kW	99 -> 05			6110	7063	215	28
1.6 GTI	AVY	FHE	92 kW	00 -> 03	<b>Y310</b>	8182	6114	7092	218	28
<b>NEW BEETLE</b>										
1.4 16V	BCA	FLU	55 kW	01 ->	<b>Y299</b>	8178	6074	7092	200	28
1.6	AWH	EUQ	74 - 75 kW	99 ->	<b>Y238</b>	8103	2760	7063	215	28
1.8 Turbo 20V	AVC	Chass. -> 1422000	110 kW	99 ->	<b>Y217</b>	8110	6094	7063	218	28
1.8 Turbo 20V	AVC	Chass. 1422001 ->	110 kW	99 ->			6156	7063	225	28
1.8 Turbo 20V	AWP	FML	132 kW	01 -> 05	<b>Y295</b>	8172	6101	2 pcs.	241	23
1.8 Turbo 20V	AWU	EGX	110 kW	99 ->			6156	7063	225	28
1.9 TDI	ALH	EGR	66 - 74 kW	98 ->			6118	7063	228	28
1.9 TDI	ALH	Chass. -> 1422000	66 kW	98 -> 00	<b>Y217</b>	8110	6094	7063	218	28
2.0	AEG	DZQ	85 kW	98 ->	<b>Y238</b>	8103	2760	7063	215	28
2.3 V5 20V	AQN	FBL	125 kW	00 -> 05			6156	7063	225	28
3.2 RSI	AXJ	EEJ	165 kW	00 -> 01	<b>Y296</b>	8172	6157	2 pcs.	241	23
<b>PASSAT -&gt; 82</b>										
1.3	ZA	1L	40 - 44 kW	73 -> 78	<b>Y148</b>	8064	2785	7032	190	24
1.3	ZA	1L	40 kW	73 -> 80	<b>Y149</b>	8030	2837	7032	200	24
1.5	YJ	1Z	48 -> 63	73 -> 75	<b>Y148</b>	8064	2785	7032	190	24
1.5 D	CK		37 kW	77 -> 80	<b>Y148</b>	8064	2785	7032	190	24
1.6	FS	1L	52 - 81 kW	76 -> 82	<b>Y148</b>	8064	2785	7032	190	24
1.6	YG	XK	61 - 81 kW	75 -> 80	<b>Y149</b>	8030	2837	7032	200	24
1.6 D	CR	VY	40 kW	80 -> 81	<b>Y148</b>	8064	2785	7032	190	24
1.6 TD	CY	3M	52 kW	81	<b>Y149</b>	8030	2837	7032	200	24
1.9	WN	VW	85 kW	81 -> 82			2860	7032	216	24
2.2	WE	QF	79 kW	81 -> 82			2860	7032	216	24









 Description	 Engine	 Gearbox - Chassis		 Year	 Code Kit	 Code	 Code	 Code	 Code	 Code
<b>PASSAT 82 -&gt; 88</b>										
1.3	EP	4V	44 kW	83 -> 86	<b>Y148</b>	8064	2785	7032	190	24
1.3	EP	4V	44 kW	86 -> 88	<b>Y149</b>	8030	2837	7032	200	24
1.6	DT	1Y	55 kW	83 -> 86	<b>Y148</b>	8064	2785	7032	190	24
1.6	DT	1Y	51 - 55 kW	86 -> 88	<b>Y149</b>	8030	2837	7032	200	24
1.6	WV	1M	55 - 63 kW	81 -> 84	<b>Y148</b>	8064	2785	7032	190	24
1.6 D	JK	1Y	40 kW	84 -> 86	<b>Y148</b>	8064	2785	7032	190	24
1.6 D - 1.6 TD	CR	1V	40 - 52 kW	81 -> 88	<b>Y149</b>	8030	2837	7032	200	24
1.8	DS	2N	64 - 66 kW	83 -> 88	<b>Y235</b>	8030	2823	7032	210	24
1.9	WN	VW	85 kW	81 -> 83			2860	7032	216	24
2.0	HP	Chass. -> 32H400000	85 kW	83 -> 87			2860	7032	216	24
2.0	HP	Chass. 32H400000 ->	85 kW	87 -> 88			2870	7032	228	24
2.0 Syncro	HP	AAU	85 kW	84 -> 88			2870	7032	228	24
2.2	WE	QF	79 kW	81 -> 83			2860	7032	216	24
2.3 - 2.3 Syncro	HY	AAU	85 - 100 kW	84 -> 88			2870	7032	228	24
<b>PASSAT 88 -&gt; 93</b>										
1.6	1F	AHY	53 - 55 kW	88 -> 92	<b>Y238</b>	8103	2760	7063	215	28
1.6 TD	RA	AFF	59 kW	88 -> 93	<b>Y238</b>	8103	2760	7063	215	28
1.8	AAM	AFF	55 - 79 kW	88 -> 93	<b>Y238</b>	8103	2760	7063	215	28
1.8 16V - 1.8 G60 Syncro	KR	AFF	103 - 118 kW	88 -> 93	<b>Y218</b>	8104	2768	7063	228	28
1.9 D - 1.9 TDI	1Y	AFF	48 - 55 kW	89 -> 93	<b>Y238</b>	8103	2760	7063	215	28
2.0	2E	Eng. -> 009118	85 kW	89 -> 90	<b>Y218</b>	8104	2768	7063	228	28
2.0	2E	Eng. 009119 ->	85 kW	90 -> 92			2768	7063	228	28
2.0	ACX	CGY	79 kW	93			2768	7063	228	28
2.0 16V	9A	AFF	100 kW	88 -> 93	<b>Y218</b>	8104	2768	7063	228	28
2.0 Syncro	2E	Eng. -> 290701	85 kW	90 -> 92			2768	7063	228	28
2.0 Syncro	2E	Eng. 290702 ->	85 kW	90 -> 92	<b>Y238</b>	8103	2760	7063	215	28
2.8 - 2.8 VR6	AAA	AGK	128 kW	91 -> 93	<b>Y218</b>	8104	2768	7063	228	28
<b>PASSAT 93 -&gt; 97</b>										
1.6	AEK	CJA	74 kW	94 -> 96	<b>Y238</b>	8103	2760	7063	215	28
1.8	AAM	CGX	55 - 66 kW	93 -> 96	<b>Y238</b>	8103	2760	7063	215	28
1.9 TD	AAZ	CHA	55 kW	93 -> 96	<b>Y238</b>	8103	2760	7063	215	28
1.9 TDI	1Z	CHU	66 kW	93 -> 96	<b>Y218</b>	8104	2768	7063	228	28
1.9 TDI	AFN	CYP	81 kW	96	<b>Y217</b>	8110	6094	7063	218	28
2.0	2E	CGX	79 - 85 kW	93 -> 96	<b>Y218</b>	8104	2768	7063	228	28
2.0 16V - 2.0 Syncro	ABF	CGM	85 - 110 kW	94 -> 97	<b>Y218</b>	8104	2768	7063	228	28
2.8 VR6	AAA	CCM	128 kW	93 -> 96	<b>Y218</b>	8104	2768	7063	228	28
2.9 i VR6 Syncro	ABV	CSR	140 kW	94 -> 97	<b>Y218</b>	8104	2768	7063	228	28
<b>PASSAT 97 -&gt; 00</b>										
1.6	ADP - AHL	Chass. -> 3BWP022520	74 kW	96 -> 00	<b>Y241</b>	8107	2851	7070	210	23
1.6	ADP - AHL	Chass. 3BWP022521 ->	74 kW	96 -> 00	<b>Y005</b>	8112	6160	7070	210	23
1.6	ANA		74 kW	96 -> 00	<b>Y005</b>	8112	6160	7070	210	23
1.8 - 1.8 Turbo 20V Syncro	ADR	DHW	85 - 110 kW	96 -> 00	<b>Y097</b>	8112	6052	7070	228	23
1.9 TDI	AHH	Chass. WP123142 ->	66 kW	-> 00	<b>Y309</b>	8112	6277	7070	228	23
1.9 TDI	AHH	Chass. -> WP123141	66 kW	96 ->	<b>Y343</b>	8228	2880	7070	228	23
1.9 TDI	AJM	DUK	85 kW	99			6052	7070	228	23
1.9 TDI	ATJ	Chass. -> Y433820	85 kW	98 -> 00			6113	7070	241	23
1.9 TDI	ATJ	Chass. Y433821 ->	85 kW	98 -> 00	<b>Y334</b>	8219	6428	7070	228	23
1.9 TDI	ATJ	6M	85 kW	98 -> 00			6113	7070	241	23
1.9 TDI - TDI 4 motion	ABV	EEN	74 kW	00	<b>Y309</b>	8112	6277	7070	228	23
1.9 TDI 4 motion	AJM		85 kW	99 -> 00			6113	7070	241	23
1.9 TDI Syncro - TDI 4 motion	AFN	DGW	81 kW	96 -> 00	<b>Y309</b>	8112	6277	7070	228	23
2.3 VR5	AGZ	DGW	110 kW	97 -> 00	<b>Y342</b>	8229	6088	7070	241	23



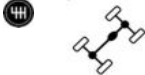












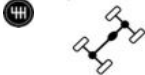






 Description	 Engine	 Gearbox - Chassis		 Year	 Code Kit	 Code	 Code	 Code		 Code
<b>PASSAT 00 -&gt; 05</b>										
1.4 TSI	CAXA		90 kW	07 -> 10			6114		218	28
1.6	ALZ	DVP	75 kW	00 -> 05	<b>Y005</b>	8112	6160	7070	210	23
1.8 Turbo 20V	AWT	EHZ	110 kW	00 -> 05	<b>Y097</b>	8112	6052	7070	228	23
1.9 TDI	AVB	EEN	74 kW	00 -> 05	<b>Y309</b>	8112	6277	7070	228	23
1.9 TDI	AWX	Chass. -> 1-400000	96 kW	00 ->	<b>Y334</b>	8219	6428	7070	228	23
1.9 TDI - TDI 4 motion	AVF	Chass. -> 1-600000	96 kW	00 -> 05			6113	7070	241	23
1.9 TDI - TDI 4 motion	AWX	Chass. 2-000001 ->	96 kW	00 -> 05	<b>Y334</b>	8219	6428	7070	228	23
2.0 - 2.0 20V 4 motion	ALT	EMV	85 - 96 kW	00 -> 05	<b>Y097</b>	8112	6052	7070	228	23
2.3 V5 - 2.3 V5 4 motion	AZX	DYE	125 kW	01 -> 05	<b>Y342</b>	8229	6088	7070	241	23
2.5 TDI - 2.5 TDI V6 4 motion	AKN	Eng. -> 083500	110 kW	00 -> 03			6113	7070	241	23
2.8 - 2.8 4 motion	AMX			02 -> 05	<b>Y342</b>	8229	6088	7070	241	23
<b>PASSAT 05 -&gt;</b>										
1.4 TSI	CAXA			05 ->					220	28
1.6	BSE	GPM	75 kW	05 ->	<b>Y310</b>	8182	6114	7092	218	28
1.6 FSI 16V	BLF	HPB	85 kW	05 ->	<b>Y310</b>	8182	6114	7092	218	28
2.0 FSI	AXX		147 kW	05 -> 10					240	23
<b>PASSAT 10 -&gt;</b>										
1.4 TSI	CAXA		90 kW	10 ->			6114		218	28
2.0 TSI	CCZb		155 kW	10 ->					240	23
<b>POLO 75 -&gt; 81</b>										
0.8	HE	GG	25 kW	76 -> 78	<b>Y146</b>	8068	2786	7026	181	24
0.9	HA	GG	29 kW	75 -> 81	<b>Y146</b>	8068	2786	7026	181	24
1.1	HB	GD	37 - 44 kW	74 -> 81	<b>Y146</b>	8068	2786	7026	181	24
1.3	HH	GS	43 - 44 kW	76 -> 81	<b>Y146</b>	8068	2786	7026	181	24
<b>POLO 81 -&gt; 86</b>										
1.05	GL	Chass. -> G 023468	29 kW	81 -> 86	<b>Y146</b>	8068	2786	7026	181	24
1.05	GL	Chass. -> G 023468	29 - 37 kW	81 -> 86	<b>Y145</b>	8068	2786	7028	181	24
1.05	GL	Chass. G 023469 ->	29 kW	81 -> 94	<b>Y147</b>	8063	2792	7028	190	24
1.05	HZ	Chass. G 023469 ->	37 kW	85 -> 86	<b>Y147</b>	8063	2792	7028	190	24
1.1	HB	3D	37 kW	81 -> 89	<b>Y146</b>	8068	2786	7026	181	24
1.3	GK	Chass. -> G 023468	55 kW	82 -> 85			2792	7026	190	24
1.3	GK	Chass. G 023469 ->	55 kW	85 -> 86	<b>Y147</b>	8063	2792	7028	190	24
1.3	GT	BP	43 kW	84 -> 86	<b>Y147</b>	8063	2792	7028	190	24
1.3	HH	GU	44 kW	81 -> 83	<b>Y146</b>	8068	2786	7026	181	24
1.3	HJ	GV	43 kW	81 -> 84	<b>Y146</b>	8068	2786	7026	181	24
1.3	HK	Eng. -> 054060	40 kW	83 -> 84	<b>Y146</b>	8068	2786	7026	181	24
1.3	HK	Eng. 054060 ->	40 kW	84 -> 88			2792	7026	190	24
1.3	HW	GX	37 kW	82 -> 85	<b>Y146</b>	8068	2786	7026	181	24
1.3	MH	BP	40 kW	85 -> 86	<b>Y147</b>	8063	2792	7028	190	24
1.3	MH	BP	40 kW	86 -> 88			2792	7028	190	24
<b>POLO 86 -&gt; 90</b>										
1.05	AAK	GL	29 - 37 kW	86 -> 90	<b>Y147</b>	8063	2792	7028	190	24
1.3	2G	AEB	37 - 55 kW	86 -> 90	<b>Y147</b>	8063	2792	7028	190	24
1.3 D	MN	AHD	33 kW	86 -> 90	<b>Y147</b>	8063	2792	7028	190	24
<b>POLO 90 -&gt; 94</b>										
1.05	AAU	AHZ	33 - 37 kW	90 -> 94	<b>Y147</b>	8063	2792	7028	190	24
1.3 - 1.3 i	3F	AKY	40 - 55 kW	90 -> 94	<b>Y147</b>	8063	2792	7028	190	24
1.3	PY	ATV	82 - 85 kW	90 -> 94		8137		7028		
1.4 D	1W	8P	35 kW	90 -> 94	<b>Y147</b>	8063	2792	7028	190	24



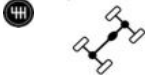







 Description	 Engine	 Gearbox - Chassis		 Year	 Code Kit	 Code	 Code	 Code	 Code	 Code
<b>POLO 94 -&gt; 99</b>										
1.0	AER	DKC	37 kW	96 -> 99	<b>Y147</b>	8063	2792	7028	190	24
1.0	AEV	CWL	33 kW	94 -> 96	<b>Y147</b>	8063	2792	7028	190	24
1.3	ADX	CJC	40 kW	94 -> 97	<b>Y147</b>	8063	2792	7028	190	24
1.4	AEX	DDH	40 - 44 kW	95 -> 99	<b>Y182</b>	8137	2792	7028	190	24
1.4 16V	AFH	CWX	74 kW	96 -> 99	<b>Y185</b>	8137	2799	7028	200	24
1.6	1F	CHB	55 kW	96 -> 97	<b>Y187</b>	8138	2785	2 pcs.	190	24
1.6	AEA	CWS	55 kW	94 -> 95	<b>Y182</b>	8137	2792	7028	190	24
1.6	AEE	CDJ	55 kW	95 -> 99	<b>Y185</b>	8137	2799	7028	200	24
1.6	AFT	Chass. -> W562500	74 kW	95 -> 97	<b>Y221</b>	8090	2825	2 pcs.	210	28
1.6	AFT	Chass. W562501 ->	74 kW	97 -> 99	<b>Y162</b>	8138	2780	2 pcs.	200	24
1.7 SDI	AHG	Eng. -> 008700	42 - 44 kW	97 -> 98	<b>Y345</b>	8231	9366	7028	190	24
1.7 SDI	AHG	Eng. 008701 ->	42 - 44 kW	98 -> 99	<b>Y345</b>	8231	9366	7028	190	24
1.7 SDI	AKW	DXY	44 kW	97 -> 99	<b>Y162</b>	8138	2780	2 pcs.	200	24
1.8	ADD	DFN	66 kW	98 -> 99	<b>Y183</b>	8090	2823	2 pcs.	210	24
1.9 D	AEF	CWT	48 kW	94 -> 99			6119	7028	170	24
1.9 SDI	1Y	CHC	47 - 48 kW	96 -> 99	<b>Y162</b>	8138	2780	2 pcs.	200	24
1.9 SDI	AGD	Eng. -> 011500	47 kW	96 -> 98	<b>Y345</b>	8231	9366	7028	190	24
1.9 SDI	AGD	Eng. 011501 ->	47 kW	98 -> 99	<b>Y345</b>	8231	9366	7028	190	24
1.9 TDI	AFN	CYP	81 kW	98 -> 99	<b>Y217</b>	8110	6094	7063	218	28
1.9 TDI	AHU	ASD	66 kW	97 -> 99	<b>Y218</b>	8104	2768	7063	228	28
<b>POLO 99 -&gt; 01</b>										
1.0	ALD	ESY	37 kW	99 -> 01	<b>Y147</b>	8063	2792	7028	190	24
1.4	AKK	ETD	40 - 44 kW	99 -> 01	<b>Y182</b>	8137	2792	7028	190	24
1.4 16V	AFK	ETB	74 kW	99 -> 00	<b>Y185</b>	8137	2799	7028	200	24
1.4 16V	AHW	ETD	55 kW	99 -> 01	<b>Y299</b>	8178	6074	7092	200	28
1.4 16V Classic - Variant	AUB	Eng. -> 065000	55 kW	00 -> 01	<b>Y185</b>	8137	2799	7028	200	24
1.4 16V Classic - Variant	AUB	Eng. 065001 ->	74 kW	00 -> 01	<b>Y299</b>	8178	6074	7092	200	28
1.4 TDI	AMF	ESP	55 kW	99 -> 01			6110	7063	215	28
1.6 16V Classic - Variant	AKL	DUV	74 kW	00 -> 01	<b>Y221</b>	8090	2825	2 pcs.	210	28
1.6 16V Classic - Variant	ALM	DYH	55 - 92 kW	99 -> 01	<b>Y185</b>	8137	2799	7028	200	24
1.6 16V Classic - Variant	AUR	DUV	74 kW	00 -> 01	<b>Y221</b>	8090	2825	2 pcs.	210	28
1.7 SDI	AKU	ETF	44 kW	99 -> 00	<b>Y345</b>	8231	9366	7028	190	24
1.8	ADD	DFN	66 kW	00 -> 01	<b>Y183</b>	8090	2823	2 pcs.	210	24
1.9 D	AEF	DXF	48 kW	99 -> 01			6119	7028	170	24
1.9 SDI	AGD	ETF	47 kW	99 -> 01	<b>Y345</b>	8231	9366	7028	190	24
1.9 SDI Classic - Variant	AGP	EAY	50 kW	99 -> 01	<b>Y196</b>	8090	6085	2 pcs.	200	28
1.9 TDI Classic - Variant	AGR	Eng. 220001 ->	81 kW	00 -> 01			6156	7063	225	28
1.9 TDI Classic - Variant	AGR	Eng. -> 220000	66 - 81 kW	99 -> 00	<b>Y218</b>	8104	2768	7063	228	28
1.9 TDI Classic - Variant	ASV	Eng. 093938 ->	81 kW	00 -> 01			6156	7063	225	28
1.9 TDI Classic - Variant	ASV	Eng. -> 093937	81 kW	99 -> 00	<b>Y217</b>	8110	6094	7063	218	28
2.0	ADC	DFQ	85 kW	00 -> 01	<b>Y221</b>	8090	2825	2 pcs.	210	28
<b>POLO 01 -&gt; 05</b>										
1.2 - 1.2 12V	AWY	FCT	40 - 47 kW	01 -> 05	<b>Y311</b>	8184	6109	7092	190	28
1.4 16V - 1.4 16V FSI	AUA	FCU	55 - 74 kW	01 -> 05	<b>Y299</b>	8178	6074	7092	200	28
1.4 TDI	AMF	EWR	55 kW	01 -> 05			6110	7063	215	28
1.9 SDI	ASY	FRA	47 kW	01 -> 05			6108		190	28
1.9 TDI	ASZ	FSM	96 kW	03 -> 05	<b>Y288</b>	8162	6101	2 pcs.	241	23
1.9 TDI	ATD	Chass. -> 2-055000	74 kW	01 -> 02	<b>Y281</b>	8104	6111	7063	228	28
1.9 TDI	ATD	Chass. 2-055001 ->	74 kW	02 -> 05			6118	7063	228	28
2.0	BBX	GAR	85 kW	02 -> 05	<b>Y310</b>	8182	6114	7092	218	28



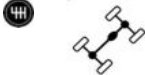








 Description	 Engine	 Gearbox - Chassis		 Year	 Code Kit	 Code	 Code	 Code		 Code
<b>POLO 05 -&gt;</b>										
1.2 - 1.2 12V	BBM	GSB	40 -> 51	05 ->	<b>Y311</b>	8184	6109	7092	190	28
1.4 16V - 1.4 16V FSI	AXU	GRP	55 - 74 kW	05 ->	<b>Y299</b>	8178	6074	7092	200	28
1.4 TDI	AMF	CGV	51 - 59 kW	05 ->			6110	7063	215	28
1.4 TDI	BNM	GGV	51 kW	05 ->					220	28
1.6 16V	BTS	HXL	77 kW	06 ->	<b>Y310</b>	8182	6114	7092	218	28
1.8 GTI Turbo	BBU	GVZ	110 - 132 kW	05 ->			6156	7063	225	28
1.9 SDI	ASY	GRS	47 kW	05 ->			6108		190	28
1.9 TDI	ASZ	FSM	96 kW	05 ->	<b>Y288</b>	8162	6101	2 pcs.	241	23 H013
1.9 TDI	ATD	Chass. -> 2-055000	74 kW	05 ->	<b>Y281</b>	8104	6111	7063	228	28
1.9 TDI	ATD	Chass. 2-055001 ->	74 kW	05 ->			6118	7063	228	28
1.9 TDI	BMT	GGU	74 kW	05 ->			6118	7063	228	28
<b>POLO 09 -&gt;</b>										
1.2	CGPA		44 - 51 kW	09 ->	<b>Y311</b>	8184	6109	7092	190	28
1.2 TDI	CFWA		55 kW	09 ->				7063		
1.2 TSI	CBZB		66 - 77 kW	09 ->			6114		218	28
1.4	CGGB		63 kW	09 ->	<b>Y299</b>	8178	6074	7092	200	28
1.6 TDI	CAYB		55 - 66 kW	09 ->			6118	7063	228	28
1.6 TDI	CAYC		77 kW	09 ->			6118	7063	228	28
<b>SANTANA</b>										
1.3	EP	QC	44 kW	83 -> 86	<b>Y148</b>	8064	2785	7032	190	24
1.3	EP	4M	44 kW	86 -> 88	<b>Y149</b>	8030	2837	7032	200	24
1.6	DT	1W	55 kW	86 -> 88	<b>Y149</b>	8030	2837	7032	200	24
1.6	WV	1M	55 - 63 kW	81 -> 83	<b>Y148</b>	8064	2785	7032	190	24
1.6 D	CR	3M	40 kW	81 -> 86	<b>Y148</b>	8064	2785	7032	190	24
1.6 D	JK	3M	40 kW	86 -> 88	<b>Y149</b>	8030	2837	7032	200	24
1.6 TD	CY	3M	52 kW	81 -> 88	<b>Y149</b>	8030	2837	7032	200	24
1.8	DS	1M	66 kW	82 -> 88	<b>Y235</b>	8030	2823	7032	210	24
1.9	WN	VW	85 kW	81 -> 83			2860	7032	216	24
2.0	HP	3N	85 kW	83 -> 86			2860	7032	216	24
2.0	HP	3N	85 kW	86 -> 88			2870	7032	228	24
2.2	WE	QF	79 kW	81 -> 82			2860	7032	216	24
<b>SCIROCCO 80 -&gt; 92</b>										
1.1	FA	GF	37 - 38 kW	74 -> 79	<b>Y146</b>	8068	2786	7026	181	24
1.3	GF	GT	40 - 44 kW	80 -> 84	<b>Y146</b>	8068	2786	7026	181	24
1.5	FB	A	48 - 52 kW	74 -> 83	<b>Y179</b>	8069	2785	2 pcs.	190	24
1.6	EG	Eng. -> 142999	52 - 81 kW	75 -> 83	<b>Y179</b>	8069	2785	2 pcs.	190	24
1.6	EG	Eng. 143000 ->	81 kW	80 -> 82	<b>Y180</b>	8079	2780	2 pcs.	200	24
1.7	EN	A	57 kW	80 -> 83	<b>Y179</b>	8069	2785	2 pcs.	190	24
1.8	EX	Chass. -> 004 327	66 kW	83 -> 86	<b>Y180</b>	8079	2780	2 pcs.	200	24
1.8	EX	Chass. 004 328 ->	66 - 82 kW	86 -> 90	<b>Y038</b>	8023	2823	2 pcs.	210	24
1.8 16V	KR	2Y	94 - 103 kW	85 -> 90	<b>Y181</b>	8023	2825	2 pcs.	210	28
<b>SCIROCCO 08 -&gt;</b>										
1.4 TSI	CAXA - CMBS		90 kW	08 ->			6114		218	28
<b>SHARAN 95 -&gt; 00</b>										
1.8 Turbo 20V	AJH	DTR	110 kW	97 -> 00	<b>Y293</b>	8110	6096	2 pcs.	220	23 H005
2.0	ADY	DBU	85 kW	95 -> 00			2856		228	23 H005
2.8 VR6	AAA	DBV	128 kW	95 -> 00			2856		228	23 H005
1.9 TDI	IZ	DBK	66 kW	95 -> 10	<b>Y340</b>	8226	2972	2 pcs.	228	23 H005
1.9 TDI	ANU	Chass. -> 1-025000	66 kW	95 -> 00			6101		241	23 H005
1.9 TDI	AFN	DJY	66 - 81 kW	97 -> 00	<b>Y293</b>	8110	6096	2 pcs.	220	23 H005

 Description	 Engine	 Gearbox - Chassis		 Year	 Code Kit	 Code	 Code	 Code	 Code	 Code	
<b>SHARAN 00 -&gt; 03</b>											
1.8 Turbo 20V	AWC	ERM	110 kW	00 -> 03			6157		241	23	
1.9 TDI	ANU	Chass. 1-025001 ->	66 - 85 kW	00 -> 03	<b>Y288</b>	8162	6101	2 pcs.	241	23	H013
1.9 TDI	ASZ	FPE	96 kW	02 -> 03	<b>Y296</b>	8172	6157	2 pcs.	241	23	H013
2.0	ATM	FPG	85 kW	00 -> 03			6157		241	23	
<b>SHARAN 03 -&gt;</b>											
1.8 Turbo 20V	AWC	FUY	110 kW	03 ->			6157		241	23	
2.0	ATM	FUZ	85 kW	03 ->			6157		241	23	
1.9 TDI - TDI 4 motion	ANU	FUV	66 - 85 kW	03 ->	<b>Y288</b>	8162	6101	2 pcs.	241	23	H013
1.9 TDI	ASZ	FUX	96 - 110 kW	03 ->	<b>Y296</b>	8172	6157	2 pcs.	241	23	H013
2.0 TDI	BRT	HLC	100 - 103 kW	05 ->	<b>Y288</b>	8162	6101	2 pcs.	241	23	H013
<b>TARO</b>											
1.8	2Y		61 kW	89 -> 94			2920	7131	225	21	
2.2	4Y		69 kW	89 -> 94			6330	7131	241	21	
2.4 4	22R	Chass. -> 7A-N9501012	84 kW	89 -> 97			2920	7131	225	21	
2.4 4	22R	Chass. 7A-P9500001 ->	84 kW	89 -> 97			6330		241	21	
2.4 D	2L		58 - 59 - 61 kW	89 -> 97	<b>Y510</b>	8151	2920	7085	225	21	
2.4 D 4	2L	Chass. -> 7A-N9505000	58 kW	94 -> 97	<b>Y510</b>	8151	2920	7085	225	21	
2.4 D 4	2L	Chass. 7A-P9500083 ->	58 kW	94 -> 97			6330		241	21	
<b>TIGUAN</b>											
1.4 TSI 4Motion	BWK		110 kW	10 ->					240	26	H013
<b>TOURAN</b>											
1.2 TSI	CBZB		77 kW	10 ->			6114		218	28	
1.6	BGU	FVF	75 kW	03 -> 10	<b>Y310</b>	8182	6114	7092	218	28	
1.6 16V FSI	BAG	GQG	85 kW	03 -> 07	<b>Y310</b>	8182	6114	7092	218	28	
2.0 Ecofuel	BSX		80 kW	06 -> 09	<b>Y310</b>	8182	6114	7092	218	28	
2.0 TDI	BMN		125 kW	05 -> 10					240	23	H013
<b>TRANSPORTER T3 72-&gt; 92</b>											
1.6 D - 1.6 TD - 1.6 TD Syncro	CS	3H	37 - 52 kW	81 -> 92	<b>Y236</b>	8102	2852	7032	215	24	
1.7 D	KY	ABF	42 kW	86 -> 92	<b>Y236</b>	8102	2852	7032	215	24	
1.9 - 1.9 Syncro	DF	3P	44 - 66 kW	83 -> 92			2876	7032	228	24	
2.0	CU	DK	52 kW	79 -> 82			2876	7032	228	24	
2.1 - 2.1 Syncro	DJ	Chass. -> 097046	70 - 82 kW	85 -> 89			2876	7032	228	24	
2.1 - 2.1 Syncro	DJ	Chass. 097047 ->	70 - 82 kW	85 -> 89			2876	7032	228	24	
<b>TRANSPORTER T4 90 -&gt; 96</b>											
1.8	PD	AYE	49 kW	90 -> 92			2768	7063	228	28	
1.9 D - 1.9 TD	1X	AYE	45 - 50 kW	90 -> 95	<b>Y238</b>	8103	2760	7063	215	28	
2.0	AAC	AYE	63 kW	90 -> 95			2768	7063	228	28	
2.4 D - 2.4 D Syncro	AAB	Eng. -> 370180	57 kW	90 -> 95	<b>Y218</b>	8104	2768	7063	228	28	
2.4 D - 2.4 D Syncro	AAB	Eng. 370181 ->	57 kW	95 -> 96	<b>Y270</b>	8101	6097	7063	218	28	
2.5 - 2.5 Syncro	AAF	ARF	81 kW	90 -> 96	<b>Y218</b>	8104	2768	7063	228	28	
2.5 TDI	ACV	AFK	75 kW	95	<b>Y271</b>	8101	6097	2 pcs.	218	28	
<b>TRANSPORTER T4 96 -&gt; 03</b>											
1.9 TD	ABL	DIZ	50 kW	96 -> 03	<b>Y238</b>	8103	2760	7063	215	28	
2.0	AAC	DCV	63 kW	96 -> 03			2768	7063	228	28	
2.4 D - 2.4 D Syncro	AAB	DDA	55 - 57 kW	96 -> 03	<b>Y270</b>	8101	6097	7063	218	28	
2.5 i	ACU	AFK	81 - 85 kW	96 -> 03	<b>Y218</b>	8104	2768	7063	228	28	
2.5 TDI	AHY	DQR	111 kW	98 -> 03					240	23	
2.5 TDI	AJT	DUH	65 kW	98 -> 03	<b>Y270</b>	8101	6097	7063	218	28	
2.5 TDI - 2.5 TDI Syncro	ACV	AFK	65 - 75 kW	96 -> 03	<b>Y271</b>	8101	6097	2 pcs.	218	28	
2.5 TDI Syncro	AXL	DRH	75 kW	97 -> 03	<b>Y218</b>	8104	2768	7063	228	28	
2.8 VR 6	AES	AFL	103 kW	96 -> 00			6095		218	28	
<b>TRANSPORTER T5 03 -&gt;</b>											

 Description	 Engine	 Gearbox - Chassis	 85 kW	 Year	 Code Kit	 Code	 Code	 Code	 Code	 Code
2.0	AXA		85 kW	03 >			2768	7063	228	28
<b>VENTO</b>										
1.4	AEX	CZA	44 kW	95 > 97	<b>Y147</b>	8063	2792	7028	190	24
1.4	ABD	APY	44 kW	91 > 94	<b>Y147</b>	8063	2792	7028	190	24
1.6	ABU	CHL	55 kW	92 > 95	<b>Y182</b>	8137	2792	7028	190	24
1.6	AEA	CHV	55 - 74 kW	94 > 97	<b>Y162</b>	8138	2780	2 pcs.	200	24
1.6	AFT	CJF	74 kW	94 > 97	<b>Y162</b>	8138	2780	2 pcs.	200	24
1.8	AAM	Eng. -> 288906	55 - 66 kW	91 > 98	<b>Y038</b>	8023	2823	2 pcs.	210	24
1.8	AAM	Eng. 288907 >	55 - 66 kW	92 > 97	<b>Y183</b>	8090	2823	2 pcs.	210	24
1.9 D	1Y	Eng. -> 301956	48 kW	91 > 93	<b>Y180</b>	8079	2780	2 pcs.	200	24
1.9 D	1Y	Eng. 301957 >	48 kW	93 > 97	<b>Y162</b>	8138	2780	2 pcs.	200	24
1.9 SDI	AEY	CHC	47 kW	95 > 97	<b>Y162</b>	8138	2780	2 pcs.	200	24
1.9 TD	AAZ	Eng. -> 274100	55 kW	91 > 92	<b>Y038</b>	8023	2823	2 pcs.	210	24
1.9 TD	AAZ	Eng. 274101 >	55 kW	92 > 97	<b>Y183</b>	8090	2823	2 pcs.	210	24
1.9 TDI	1Z	ASD	66 kW	93 > 97	<b>Y218</b>	8104	2768	7063	228	28
1.9 TDI	AFN	CYP	81 kW	96 > 98	<b>Y217</b>	8110	6094	7063	218	28
2.0	2E	Eng. -> 306243	85 kW	91 > 92	<b>Y181</b>	8023	2825	2 pcs.	210	28
2.0	2E	Eng. 306244 >	85 kW	92 > 97	<b>Y221</b>	8090	2825	2 pcs.	210	28
2.8 VR6	AAA	CCM	128 kW	92 > 97	<b>Y218</b>	8104	2768	7063	228	28
<b>VOLVO</b>										
<b>240 - 260</b>										
20 - 2.0 i	B19A	M45	66 - 87 kW	78 > 85	<b>Y263</b>	8091	2869	7082	215	22
2.0	B200E	M47	76 - 87 kW	85 > 93			2869	7082	215	22
2.1 - 2.1 Turbo	B21A	M45	74 - 114 kW	78 > 85	<b>Y263</b>	8091	2869	7082	215	22
2.1 i	B21A	M47	74 kW	83 > 85			2869	7082	215	22
2.3 - 2.3 i	B230E	M45	82 - 103 kW	79 > 85	<b>Y263</b>	8091	2869	7082	215	22
2.3	B230E	M46	85 - 95 kW	88 > 93				7082	228	22
2.4 D - 2.4 D D6	D24	M45	60 kW	78 > 93			2872	7082	228	22
<b>340 - 360</b>										
1.4	B14.4		46 - 52 kW	82 > 88			6331		190	20
1.7	B172	M47	52 kW	84 > 91	<b>Y052</b>	8028	2723	7017	200	20
2.0	B19A	M45	66 - 87 kW	82 > 89			9204	7016	215	24
<b>440 - 460 - 480</b>										
1.6 - 1.6 i	B16F	JB3	61 kW	91 > 97	<b>Y191</b>	8028	2694	7022	200	26
1.7 - 1.7 i	B18E	JB3	66 - 80 kW	86 > 95	<b>Y191</b>	8028	2694	7022	200	26
1.7 - 1.7 i Turbo	B18TF	Chass. -> 205699	88 kW	88 > 96	<b>Y191</b>	8028	2694	7022	200	26
1.7 - 1.7 i Turbo	B18TF	Chass. 205700 >	88 kW	78 > 93			2731	7022	215	26
1.7	B18K	JB3	59 - 66 kW	88 > 95	<b>Y191</b>	8028	2694	7022	200	26
1.8 i	B18U	JB3	66 kW	91 > 97	<b>Y191</b>	8028	2694	7022	200	26
2.0 - 2.0 i	B20F	JB3	81 kW	92 > 97			6039	7022	210	26
1.9 TD	D19T	JB3	66 kW	94 > 97	<b>Y094</b>	8016	2647	7022	200	26
<b>740</b>										
2.0	B200	M46 - M47	103 - 118 kW	85 > 92			2869	7082	215	22
2.0 16V	B204	M46	103 kW	88 > 90			2872	7082	228	22
2.0 Turbo - 2.0 Turbo 16V	B200	M46	114 - 140 kW	84 > 92			2872	7082	228	22
2.3	B230	M47	78 - 96 kW	84 > 92			2872	7082	228	22
2.3 - 2.3 i	B230	Chass. -> 396999	78 - 95 kW	84 > 94	<b>Y263</b>	8091	2869	7082	215	22
2.3 - 2.3 i	B230	Chass. 397000 >	78 - 95 kW	84 > 94			2872	7082	228	22
2.3 16V	B234F	M46	114 kW	88 > 90			2872	7082	228	22
2.3 Turbo - 2.3 Turbo Intercooler	B230	M46	114 - 130 kW	84 > 90			2872	7082	228	22
2.4 D - 2.4 TD	D24 - D24T	M46 - M47	60 - 85 kW	84 > 92			2872	7082	228	22



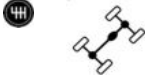








 Description	 Engine	 Gearbox - Chassis	 Year	 Code Kit	 Code	 Code	 Code	 Code	 Code	 Code	
<b>760</b>											
2.3 Turbo - 2.3 Turbo Intercooler	B230	M46	114 - 130 kW	83 -> 89			2872	7082	228	22	
2.3 Turbo Intercooler	B230	M46	114 - 130 kW	85 -> 90			2872	7082	228	22	
2.4 TD	D24T	M46	80 - 85 kW	82 -> 87			2872	7082	228	22	
<b>780</b>											
2.4 TD Intercooler	D24TIC	M46	90 - 95 kW	85 -> 91			2872	7082	228	22	
<b>850</b>											
2.0 10V - 2.0 20V	B5202 - B5204	M56	93 - 105 kW	91 -> 96			6184		228	20	
2.0 Turbo 20V	B5204T	Chass. -> 354999	150 kW	94 -> 96			6184		228	20	
2.0 Turbo 20V	B5204T	Chass. 355000 ->	150 kW	94 -> 96			6184		228	20	
2.3 20V	B5234S	M56	120 kW	95 -> 96			6184		228	20	
2.3 Turbo	B5234T	M56	166 kW	93 -> 96			6184		228	20	
2.5 10V - 2.5 20V	B5252 - B5254	M56	106 - 125 kW	91 -> 96			6184		228	20	
2.5 TDI	D5252T		103 kW	95 -> 96			6345		241	20	
<b>940</b>											
2.0	B200	Chass. -> 109050	77 - 87 kW	90 -> 94			2869	7082	215	22	
2.0	B200	Chass. 109051 -> 109115	77 - 87 kW	90 -> 94			2869		215	22	
2.0	B200	Chass. 109116 -> 109342	77 - 87 kW	90 -> 94			2869	7082	215	22	
2.0	B200	Chass. 109343 ->	77 - 87 kW	90 -> 94			2869		215	22	
2.0	B200	Chass. -> 164381	77 - 87 kW	90 -> 94			2869	7082	215	22	
2.0	B200	Chass. 164382 -> 164439	77 - 87 kW	90 -> 94			2869		215	22	
2.0	B200	Chass. 164440 -> 164641	77 - 87 kW	90 -> 94			2869	7082	215	22	
2.0	B200	Chass. 164642 ->	77 - 87 kW	90 -> 94			2869		215	22	
2.0 16V	B204	MA46	103 kW	90 -> 93			2872	7082	228	22	
2.0 Turbo - 2.0 i Turbo	B200FT - GT	Chass. -> 164381	114 - 136 kW	90 -> 95			2872	7082	228	22	
2.0 Turbo - 2.0 i Turbo	B200FT - GT	Chass. 164382 -> 164439	114 - 136 kW	90 -> 95			6188		240	20	
2.0 Turbo - 2.0 i Turbo	B200FT - GT	Chass. 164440 -> 164641	114 - 136 kW	90 -> 95			2872	7082	228	22	
2.0 Turbo - 2.0 i Turbo	B200FT - GT	Chass. 164642 ->	114 - 136 kW	90 -> 95			6188		240	20	
2.3	B230	M47	85 - 96 kW	90 -> 98			2872	7082	228	22	
2.3 16V	B234F	MA46	114 kW	90 -> 94			2872	7082	228	22	
2.3 Turbo	B230	M46 - Chass. -> 164381	121 - 140 kW	90 -> 94			2872	7082	228	22	
2.3 Turbo	B230	M46 - Chass. 164382 ->	121 - 140 kW	90 -> 94			2872		228	22	
2.3 Turbo	B230	M90 - Chass. -> 164381	121 - 140 kW	90 -> 94			6188	7082	240	20	
2.3 Turbo	B230	M90 - Chass. 164382 ->	121 - 140 kW	90 -> 94			6188		240	20	
2.4 D - 2.4 TD	D24 - D24T	M46 - M47	85 kW	90 -> 94			2872	7082	228	22	
2.4 TD Intercooler	D24TIC	M46 - Chass. -> 164381	122 kW	93 -> 98			2872	7082	228	22	
2.4 TD Intercooler	D24TIC	M46 - Chass. 164382 ->	122 kW	93 -> 98			2872		228	22	
<b>960</b>											
2.0 Turbo - 2.0 Turbo 16V	B200	MA46	114 - 136 kW	90 -> 97			2872	7082	228	22	
2.3 Turbo	B230	MA46	114 - 120 kW	90 -> 97			2872	7082	228	22	
2.4 TD Intercooler	D24TIC	M46 - Chass. -> 41393	85 kW	91 -> 94			2872	7082	228	22	
2.4 TD Intercooler	D24TIC	M46 - Chass. 41394 ->	85 kW	91 -> 94			2872		228	22	
2.4 TD Intercooler	D24TIC	M90 - Chass. 41394 ->	85 kW	91 -> 94			6184		228	22	
2.5	B6254	Chass. -> 41393	125 kW	94 -> 96			6188	7082	240	20	
2.5	B6254	Chass. 41394 ->	125 kW	94 -> 96			6188		240	20	
<b>C30</b>											
1.6	B4164	IB5	74 kW	06 -> 12	<b>Y276</b>	8158	2606	2 pcs.	218	17	H026
1.6 D	D4164T	MTX	81 kW	06 -> 12	<b>Y285</b>	8160	6248	2 pcs.	240	23	H015
1.8	B41184S11	Chass. -> 66943	92 kW	06 -> 12			6338		228	23	H015
1.8	B41184S11	Chass. 66944 ->	92 kW	06 -> 12			6278		228	23	H015
2.0	B4204S3	Chass. -> 66943	107 kW	06 -> 12			6338		228	23	H015
2.0	B4204S3	Chass. 66944 ->	107 kW	06 -> 12			6278		228	23	H015
2.4 i	B5244S4	M56H	125 kW	06 -> 12			6278		228	23	



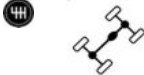








 Description	 Engine	 Gearbox - Chassis	 Year	 Code Kit	 Code	 Code	 Code	 Code	 Code		
<b>C 70 Coupè</b>											
2.0	B5204T2	Chass. -> 8499	120 kW	97 -> 02			6184		228	20	
2.0	B5204T2	Chass. 8500 ->	120 kW	97 -> 02			6274		228	20	
2.0 T	B5204T4		120 kW	00 -> 02			6274		228	20	
2.5	B5254S		121 kW	99 -> 02			6274		228	20	
2.5	B5254S	Chass. -> 8499	125 kW	99 -> 02			6184		228	20	
2.5	B5254S	Chass. 8500 ->	125 kW	99 -> 02			6274		228	20	
<b>C 70 Cabrio</b>											
2.0	B5204T2	Chass. -> 1099	132 kW	98 -> 05			6184		228	20	
2.0	B5204T2	Chass. 1100 ->	132 kW	98 -> 05			6274		228	20	
2.0 T	B5204T4		120 kW	98 -> 05			6274		228	20	
2.5	B5252S	Chass. -> 395001	125 kW	98 -> 05			6184		228	20	
2.5	B5252S	Chass. 395002 -> 539999	125 kW	98 -> 05			6184		228	20	
2.5	B5252S	Chass. 5340000 ->	125 kW	98 -> 05			6274		228	20	
2.5	B5254S	Chass. -> 8499	125 kW	98 -> 05			6184		228	20	
2.5	B5254S	Chass. 8500 ->	125 kW	98 -> 05			6274		228	20	
<b>C 70 Cabrio II</b>											
2.4 - 2.4 i	B5244S4 - S5	M56	103 - 125 kW	06 ->			6278		228	23	
<b>S40 I</b>											
1.6	B4164	M3P	77 - 80 kW	95 -> 03				7017	220	26	
1.8	B4184	M3P	85 kW	95 -> 99				7017	220	26	
1.8	B4184	5M	90 - 92 kW	98 -> 03	<b>Y500</b>	8029	2915	7033	215	20	
1.8	B4184	M3P	90 kW	99 -> 03				7017	220	26	
1.8	B4184	M56	90 kW	99 -> 03			6278		228	23	
1.9 DI	D192T2	M5D	70 kW	99 -> 00				7017	215	26	
1.9 DI	D192T3	M56	75 - 85 kW	00 -> 03					228	20	
1.9 TD	D4192T	5M	70 kW	95 -> 99			2827	7017	215	26	
2.0	B4204	M5P	100 kW	95 -> 03				7017	220	26	
2.0	B4204		103 kW	95 -> 99				7017	220	26	
2.0	B4204S2	M56 - 1	100 kW	95 -> 03			6346		215	20	
2.0	B4204S2	M56 - Chass "2"	100 kW	95 -> 03			6278		228	23	
2.0 T	B4204	Chass. -> "1"	120 - 121 kW	01 -> 03			6274		228	20	
2.0 T	B4204	Chass. "2" ->	120 kW	01 -> 03			6278		228	23	
2.0 T	B4204	5M	118 kW	97 -> 00			6274		228	20	
<b>S40 II</b>											
1.6	B4164	IB5	74 kW	05 -> 12	<b>Y276</b>	8158	2606	2 pcs.	218	17	H027
1.6 D	D4164T	MTX	81 kW	05 ->	<b>Y285</b>	8160	6248	2 pcs.	240	23	H015
1.8	B4184	MTX	92 kW	04 ->			6338		228	23	H015
2.0	B4204	MTX	107 kW	06 ->			6338		228	23	H015
2.0 D			100 kW	04 ->					240	23	H018
2.4	B5244	M56	103 - 125 kW	04 ->			6278		228	23	
<b>S 60</b>											
2.0 T	B5204T5	Chass. -> "1"	132 kW	01 ->			6274		228	20	
2.0 T	B5204T5	Chass. "2" ->	132 kW	01 ->			6278		228	23	
2.4	B5244	Chass. -> "1"	103 - 125 kW	00 ->			6274		228	20	
2.4	B5244	Chass. "2" ->	103 - 125 kW	00 ->			6278		228	23	

 Description	 Engine	 Gearbox - Chassis	 Year	 Code Kit	 Code	 Code	 Code	 Code	 Code	 Code	
<b>S 70</b>											
2.0	B5202S	M56	105 kW	97 -> 00			6274		228	20	
2.0	B5204T2	Chass. -> 459999	132 kW	97 -> 00			6184		228	20	
2.0	B5204T4	M56	120 kW	97 -> 00			6274		228	20	
2.0 T	B5204T4		120 kW	98 ->			6274		228	20	
2.0 Turbo	B5234	M56 - M59	155 - 166 kW	97 -> 00					240	20	
2.3 Turbo - 2.3 T5	B5204	M56 - M59	176 - 184 kW	97 -> 00					240	20	
2.4	B5244	Chass. -> 459999	125 kW	97 -> 00			6184		228	20	
2.4	B5244	Chass. 460000 ->	125 kW	97 -> 00			6274		228	20	
2.4 Turbo	B5254	Chass. -> 459999	142 kW	97 -> 00			6184		228	20	
2.5	B5254	Chass. 578139 ->	121 kW	98 -> 00			6274		228	20	
2.5 TDI	B5252T	M56	103 kW	97 -> 00			6345		241	20	
<b>S 80</b>											
2.0	B5204T4	Chass. 29668 -> 239999	120 - 132 kW	98 -> 06			6274		228	20	
2.0	B5204T4	Chass. 240000 ->	120 - 132 kW	99 -> 06			6278		228	23	
2.4	B5244S4 - S2	Chass. -> "1"	103 - 125 kW	99 -> 06			6274		228	20	
2.4 - 2.4 Bifuel	B5244S4 - S2	Chass. "2" ->	103 - 125 kW	99 -> 06			6278		228	23	
2.5 T	B5254		154 kW	03 -> 06			6278		228	23	
2.5 TDI	D5252T	M56	103 kW	99 -> 06			6345		241	20	
<b>S 90</b>											
2.9	B6304		132 - 150 kW	97 -> 98			6188		240	20	
<b>V40</b>											
1.6	B4164	M3P	77 - 80 kW	95 -> 04			2906	7017	218	26	
1.8	B4184	M5P	85 kW	95 -> 99			2906	7017	218	26	
1.8	B4184	M3P - M5P	90 kW	99 -> 04			2906	7017	218	26	
1.8	B4184	M56	90 kW	99 -> 04			6278		228	23	
1.8 i	B4184SJ	M5	90 kW	01 -> 04	<b>Y500</b>	8029	2915	7033	215	20	
1.8 i	B4184SM	M5	92 kW	98 -> 04	<b>Y500</b>	8029	2915	7033	215	20	
1.9 DI	D4192T2	M5D	70 kW	99 -> 00				7017	215	26	
1.9 DI	D4192T3	M5D	75 - 85 kW	00 -> 04			6274		228	20	
1.9 TD	D4192T	M5D	66 kW	95 -> 99			2827	7017	215	26	
2.0	B4204	M5P	100 kW	95 -> 04			2906	7017	218	26	
2.0	B4204S	M3P - M56	103 kW	95 -> 99			2906	7017	218	26	
2.0	B4204S2	Chass. -> "1"	100 kW	95 -> 04			6346		215	20	
2.0	B4204S2	Chass. "2" ->	100 kW	95 -> 04			6278		228	23	
2.0 T	B4204T - T2	5M - M56	118 - 121 kW	97 -> 00			6274		228	20	
<b>V50</b>											
1.6	B4164S3	IB5	74 kW	05 -> 12	<b>Y276</b>	8158	2606	2 pcs.	218	17	H026
1.6 D	D4164T		81 kW	06 ->	<b>Y285</b>	8160	6248	2 pcs.	240	23	H015
1.8	B4184S11	MTX75	92 kW	04 ->			6338		228	23	H015
2.0	B4204S3	MTX	107 kW	06 ->			6338		228	23	H015
2.0 D			100 kW	04 ->					240	23	H018
2.4	B5244S5	M56	103 - 125 kW	04 ->			6278		228	23	





 Description	 Engine	 Gearbox - Chassis		 Year	 Code Kit	 Code	 Code	 Code	 Code	 Code
<b>V 70 I</b>										
2.0	B5202S	Chass. -> 395001	105 kW	97 -> 00			6184		228	20
2.0	B5202S	Chass. 395002 ->	105 kW	97 -> 00			6274		228	20
2.0	B5204T4	Chass. 555741 ->	120 kW	97 -> 00			6274		228	20
2.0		Chass. -> 395001	93 - 132 kW	97 -> 00			6184		228	20
2.0		Chass. 555741 ->	93 - 132 kW	97 -> 00			6274		228	20
2.0 T	B5204T4		120 kW	98 ->			6274		228	20
2.0 Turbo	B5204T	M56	155 - 166 kW	97 -> 00					240	20
2.0 Turbo AWD	B5204T3	Chass. -> 395001	155 - 166 kW	97 -> 00			6188		240	20
2.3 T-5 AWD	B5234T3	Chass. -> 395001	184 kW	97 -> 00			6188		240	20
2.3 Turbo	B5234FT+	Chass. 555741 ->	184 kW	97 -> 00			6274		228	20
2.4	B5244	Chass. 555741 ->	103 kW	99 -> 00			6274		228	20
2.4	B5244S	Chass. -> 395001	125 kW	97 -> 00			6184		228	20
2.4	B5244S	Chass. 555741 ->	125 kW	97 -> 00			6274		228	20
2.4 Turbo	B5254T		142 kW	97 -> 00					240	20
2.5	B5254S	Chass. -> 395001	121 kW	98 -> 00			6184		228	20
2.5	B5254S	Chass. 555741 ->	121 kW	98 -> 00			6274		228	20
2.5	B5252FS	Chass. -> 395001	106 kW	97 -> 00			6184		228	20
2.5	B5252FS	Chass. 555741 ->	106 kW	97 -> 00			6274		228	20
2.5 TDI	D5252T		103 kW	97 -> 00			6345		241	20
2.5 Turbo AWD	B5254T	Chass. -> 395001	103 kW	97 -> 00			6188		240	20
<b>V 70 II</b>										
2.0 T	B5204T5	Chass. -> "1"	132 kW	00 -> 07			6274		228	20
2.0 T	B5204T5	Chass. "2" ->	132 kW	00 -> 07			6278		228	23
2.4 - 2.4 Bifuel	B5244	Chass. -> "1"	103 - 125 kW	01 -> 07			6274		228	20
2.4 - 2.4 Bifuel	B5244	Chass. "2" ->	103 - 125 kW	01 -> 07			6274		228	20
2.5 TDI	D5252T		103 kW	00 -> 07			6345		241	20
<b>V 90</b>										
2.9	B6304		132 - 150 kW	97 -> 98			6188		240	20
<b>WARTBURG</b>										
<b>353</b>										
1000	353 - 18		33 - 37 kW	75 -> 88			0546	7123	181	24
1300	4V07 - 5GRF		43 kW	88 -> 91			0546	7123	181	24
<b>ZASTAVA</b>										
<b>45 - 65</b>										
0.9		4M	33 kW	80 ->	<b>Y004</b>	8003	2757	7007	170	20
1.1		4M	40 kW	84 -> 91	<b>Y043</b>	8009	1855	7065	181	17
1.3		4M	48 kW	88 -> 91	<b>Y043</b>	8009	1855	7065	181	17
<b>101</b>										
1.1	128A	4M	40 kW	81 -> 93	<b>Y178</b>	8010	1855	7065	181	17
1.3	128A1	4M	55 kW	81 -> 93	<b>Y043</b>	8009	1855	7065	181	17
<b>311 - 513</b>										
1.3				83 -> 90	<b>Y043</b>	8009	1855	7065	181	17
<b>FLORIDA</b>										
1.4	160A1	5M	52 kW	89 ->	<b>Y007</b>	8019	0304	7065	181	20
1.6	1600A2	5M	57 kW	89 ->	<b>Y008</b>	8060	2587	7065	190	20
<b>SANA</b>										
1.4	160A1	5M	52 kW	89 ->	<b>Y007</b>	8019	0304	7065	181	20
1.4 4	160A1		52 kW	89 ->	<b>Y007</b>	8019	0304	7065	181	20
1.6	1600A2	5M	57 kW	89 ->	<b>Y008</b>	8060	2587	7065	190	20

 Description	 Engine	 Gearbox - Chassis	 Year	 Code Kit	 Code	 Code	 Code	 Code	 Code	 Code
<b>TEMPO</b>										
0.9		5M	33 kW	91 ->	<b>Y004</b>	8003	2757	7007	170	20
1.1 - 1.3	128A	5M	40 kW	91 ->	<b>Y043</b>	8009	1855	7065	181	17
<b>YUGO</b>										
0.9	100GL064	4M	33 kW	80 -> 90	<b>Y178</b>	8010	1855	7065	181	17
1.1 - 1.3	128A	4M	44 - 48 kW	91 -> 95	<b>Y043</b>	8009	1855	7065	181	17
<b>ZAZ</b>										
<b>ZAZ</b>										
Tavria							2683		181	20
<b>ZHONGHUA</b>										
<b>SY</b>										
2.0	4G63S4			02 -> 06			2739	7033	215	20
2.4	4G63S4			02 -> 06				7033		



ES	APPLICATION	SACHS	LUK	OE Ref.
<b>H001</b>	ALFA ROMEO/FIAT	3182 600 133	510 0101 10	55558918
	OPEL			5679350
<b>H002</b>	FIAT	3182 600 134	510 0104 10	55558917
	OPEL			5679349
<b>H003</b>	FORD	3182 998 601	510 0011 11	1021237
	FORD			1026539
	FORD			1075776
	FORD			96WT7A564BB
	FORD			XS417A56EA
	MAZDA			1E0016540A
	MAZDA			1E0116540
<b>H004</b>	FORD	3182 998 301	510 0023 10	1075778
	FORD			1141581
	FORD			1678165
	FORD			XS417A564AB
	FORD			XS417A564AC
<b>H005</b>	FORD	3182 998 901	510 0001 10	1478806
	FORD			7113400
	FORD			94ZT7A564AA
	JAGUAR			C2S19829
	JAGUAR			C2S46903
<b>H006</b>	SEAT/VOLKSWAGEN			006141165C
	FORD	3182 600 109	510 0062 10	1145313
	FORD			1477989
	FORD			2S617A564AB
	MAZDA			C20216530
<b>H007</b>	MAZDA			C20216530A
	RENAULT	3182 600 140	510 0090 10	8200046102
<b>H008</b>	RENAULT			8200855816
	FIAT	3182 600 144	510 0117 10	55354177
	OPEL			5679356
<b>H009</b>	VAUXHALL			55354177
	FIAT	3182 600 165	=	55199563
	FIAT			55230696
<b>H010</b>	FIAT			55228666
	OPEL	3182 998 803	510 0073 10	5679304
	OPEL			5679332
	OPEL			5679333
	OPEL			679344
	VAUXHALL			24422061
	VAUXHALL			24424957
<b>H011</b>	VAUXHALL			90470874
	VAUXHALL			90523765
<b>H012</b>	OPEL	3182 998 802	510 0002 10	90522729
	OPEL			679346
<b>H012</b>	FIAT	3182 998 001	510 0038 10	55557910
	OPEL			5679352

ES	APPLICATION	SACHS	LUK	OE Ref.
	OPEL			5679334
	OPEL			5679300
	OPEL			5679320
	OPEL			90470876
	OPEL			5679330
	OPEL			90578179
	OPEL			9120196
	OPEL			5679340
	OPEL			93172645
	OPEL			679342
	OPEL			9126100
	SAAB			5443940
	OPEL/SAAB			24422062
	OPEL/SAAB			55558371
<b>H013</b>	AUDI/SEAT/VW	3182 997 901	510 0177 10	02M141671A
	AUDI/SEAT/SKODA/VW			02M141671B
	AUDI/SEAT/SKODA/VW			0A5141761
	AUDI/SEAT/SKODA/VW			0A5141671E
	AUDI/SEAT/SKODA/VW			0A5141671F
	FORD			1121672
	FORD			1203922
	FORD			1214516
	FORD			1424515
	FORD			2M217580AA
	FORD			YM217580AA
	FORD			YM217580AB
<b>H014</b>	DAEWOO	3182 600 123	510 0174 10	96286828
<b>H015</b>	FORD	3182 600 150	510 0208 10	3M51-7A564-BD
	FORD			3M51-7A564-BG
	FORD			3M51-7A564-BC
	FORD			3M51-7A564-BE
	FORD			3M51-7A564-BF
	FORD			3M517-A564-BH
	FORD			1590999
	FORD			1418659
	FORD			1472108
	FORD			1226832
	FORD			1590999
	FORD			1352356
	FORD			1232035
	MAZDA			JC01-16-530C
	MAZDA			JC01-16-530A
	MAZDA			JC01-16-530
	MAZDA			JC01-16-530D
	MAZDA			JC01-16-530B
	VOLVO			30735518
	VOLVO			30787871

ES	APPLICATION	SACHS	LUK	OE Ref.
	VOLVO			31272725
	VOLVO			8689498
	VOLVO			30759458
<b>H016</b>	FORD	3182 600 196	510 0058 10	1514143
	FORD	3182 600 112		1503738
	FORD	3182 600 170		8V21-7A564-AA
	FORD			8V21-7A564-AB
	FORD			1547820
	FORD			8V21-7A564-AC
	MAZDA			DK49-17-ZX1B
	MAZDA			DK49-17-ZX1A
<b>H017</b>	FORD	3182 600 157	510 0092 10	4C11-7C559-AC
	FORD			4C11-7C559-AF
	FORD			4C11-7C559-AA
	FORD			4C11-7C559-AB
	FORD			4C11-7C559-AE
	FORD			4C11-7C559-AG
	FORD			4C11-7C559-AD
	FORD			1824839
	FORD			1732558
	FORD			1675978
	FORD			4543504
	FORD			1468026
	FORD			1775458
	FORD			1512917
	LAND ROVER			LR031455
	LAND ROVER			LR019597
	LAND ROVER			LR040773
	LAND ROVER			UUB500040
<b>H018</b>	FORD	3182 600 147	510 0140 10	3M51-7A564-EA
	FORD			3S71-7A564-AB
	FORD			3S71-7A564-AF
	FORD			3S71-A564-AD
	FORD			6G91-7A56-4BA
	FORD			3S71-7A564-AE
	FORD			3S71-7A564-AA
	FORD			3S71-7A564-AC
	FORD			3S71-7A564-AD
	FORD			1590998
	FORD			1405590
	FORD			1317315
	FORD			1542335
	FORD			1472110
	FORD			1232811
	FORD			1232791
	VOLVO			30651915
	VOLVO			30735153

ES	APPLICATION	SACHS	LUK	OE Ref.
	VOLVO			30787968
	VOLVO			31259444
	VOLVO			30759485
	VOLVO			31272726
<b>H019</b>	CHRYSLER	3182 997 804	510 0035 10	5101092AA
	CHRYSLER			5114332AA
	MERCEDES BENZ			0002541608
	MERCEDES BENZ			0002542508
	MERCEDES BENZ			A0002542508
	MERCEDES BENZ			A0002541608
	VOLKSWAGEN			0B7141671
<b>H020</b>	NISSAN	3182 600 129	510 0097 10	30620-00Q0J
	NISSAN			30620-00Q0E
	NISSAN			30620-00QAB
	NISSAN			30620-BN710
	NISSAN			30620-00Q0A
	NISSAN			30620-BN700
	RENAULT			3062 006 50R
	RENAULT			8200 990 502
	RENAULT			8200 764 613
	RENAULT			8200 046 103
<b>H021</b>	NISSAN	3182 600 162	510 0116 10	3057000Q0F
	NISSAN			3057000Q0K
	NISSAN			3057000QAB
	NISSAN			3057000QAD
	OPEL			4417575
	OPEL			4432435
	RENAULT			8200420721
	RENAULT			8200785483
	RENAULT			8200846744
	RENAULT			8200902784
	VAUXHALL			93161983
	VAUXHALL			93190871
<b>H022</b>	NISSAN	3182 998 101	510 0025 11	30570-00Q0D
	NISSAN			30570-00Q0E
	NISSAN			30570-00QAA
	NISSAN			30570-00QAC
	NISSAN			82001-24021
	OPEL			4432436
	OPEL			4435223
	OPEL			4502299
	OPEL			9110133
	OPEL			9162581
	OPEL			93161984
	OPEL			93198504
	OPEL / VAUXHALL			4409897

ES	APPLICATION	SACHS	LUK	OE Ref.
	OPEL / VAUXHALL			4413842
	OPEL / VAUXHALL			93160102
	OPEL / VAUXHALL			93161282
	RENAULT			7700110348
	RENAULT			7700111632
	RENAULT			8200124021
	RENAULT			8200283479
	RENAULT			8200609202
	RENAULT			8200654810
	RENAULT			8200846748
<b>H023</b>	RENAULT	3182 600 138	510 0111 10	8200746616
	RENAULT		510 0164 10	8200848652
	RENAULT			8200213679
	RENAULT			8200764616
	RENAULT			8200805652
	RENAULT			8200842652
	DACIA / RENAULT			306206299R
	DACIA			8200842575
	NISSAN / RENAULT			306A0-JA60B
	NISSAN / RENAULT			306A0-JA60C
	NISSAN			30620-00Q0H
	NISSAN			306A0-JA60A
	NISSAN			32150-00QAA
	NISSAN			32150-00QAB
	NISSAN			32150-00QAC
	NISSAN			32150-00QAD
<b>H024</b>	CHEVROLET / OPEL / VAUXHALL	3182 600 158	510 0163 10	96961189
	CHEVROLET / OPEL / VAUXHALL			4811465
	CHEVROLET / OPEL / VAUXHALL			4817538
	CHEVROLET / OPEL / VAUXHALL			4805569
	CHEVROLET / OPEL / VAUXHALL			96625634
	CHEVROLET / OPEL / VAUXHALL			96865887
<b>H025</b>	CHEVROLET / OPEL / VAUXHALL	3182 600 194	510 0175 10	679034
	CHEVROLET / OPEL / VAUXHALL			96832585

# CROSS REF. LIST

Sachs	E. SASSONE
1800 125 201	Y412
1850 280 181	8177
1850 280 248	8083
1850 280 280	8082
1850 280 385	8095
1850 280 570	8097
1850 281 666	0923
1850 281 724	0586
1850 281 794	2344
1850 281 863	2134
1850 281 896	4346
1850 281 916	3863
1850 281 919	3793
1850 281 964	9999
1850 281 996	2960
1850 282 087	7045
1850 282 087	7100
1850 282 127	7047
1850 282 143	7038
1850 282 185	7053
1850 282 189	7044
1850 282 605	7054
1850 282 607	7060
1850 282 639	7104
1850 282 664	7046
1850 282 744	7064
1850 282 744	7124
1850 480 698	Y006
1851 051 104	7744
1851 136 031	7746
1859 900 001	7121
1860 023 011	0974
1860 023 012	1250
1860 023 040	0863
1860 039 022	4564
1860 039 024	0828
1860 039 024	0828
1860 039 027	4101
1860 049 027	1232
1860 049 029	4624
1860 049 055	1209
1860 049 056	0822
1860 056 107	4311
1860 056 124	3673

LuK	E. SASSONE
116 0008 10	8006
116 0014 10	8008
116 0033 30	8095
116 0046 10	8082
116 0051 10	8004
117 0004 10	8002
117 0012 10	8038
117 0017 10	8001
117 0020 10	8003
117 0022 10	8212
117 0026 10	8084
117 0035 60	8005
118 0005 10	8068
118 0014 10	8097
118 0020 10	8136
118 0024 10	8010
118 0090 10	8019
118 0105 10	8009
118 0116 10	8011
118 0116 10	8012
118 0129 00	8020
118 0132 10	8174
118 0137 11	8017
118 0146 10	8014
118 0155 10	8214
118 0158 10	8205
118 0164 60	8711
118 0165 60	8710
118 0195 10	8204
119 0001 10	8064
119 0008 12	8037
119 0022 10	8056
119 0024 10	8057
119 0032 10	8183
119 0033 10	8191
119 0053 10	8057
119 0054 11	8075
119 0061 10	8196
119 0062 60	8129
119 0063 10	8060
119 0071 10	8069
119 0077 20	8184
119 0079 10	8094
119 0080 10	8031

Valeo	E. SASSONE
003 332	Y015
003 333	Y003
003 344	Y261
003 348	Y287
003 351	Y029
003 358	Y211
003 362	Y023
003 366	Y066
003 387	Y018
003 388	Y036
003 397	Y024
003 398	Y118
003 401	Y146
003 414	Y014
003 417	Y087
003 421	Y179
003 430	Y043
003 433	Y188
003 436	Y016
003 437	Y065
003 454	Y116
003 456	Y135
003 495	Y047
003 495	Y212
003 501	Y072
003 503	Y201
006 724	Y210
006 729	Y084
006 730	Y191
006 743	Y163
006 745	Y072
006 748	Y335
006 751	Y174
006 756	Y111
006 758	Y119
006 775	Y010
006 788	Y064
006 800	Y006
006 803	Y007
006 804	Y008
006 809	Y060
006 819	Y028
009 215	Y562
009 217	Y519



# CROSS REF. LIST

Sachs	E. SASSONE
1860 062 037	3037
1860 096 013	0413
1860 202 005	4311
1861 034 147	1574
1861 060 104	4125
1861 084 001	6303
1861 123 236	2888
1861 174 134	2248
1861 181 103	2887
1861 190 043	2135
1861 201 104	3604
1861 206 211	1549
1861 206 213	1548
1861 206 214	1548
1861 206 242	1548
1861 219 157	1514
1861 219 179	1561
1861 222 004	0674
1861 224 005	0343
1861 224 034	1955
1861 224 034	1955
1861 224 048	1955
1861 231 132	0526
1861 234 001	1574
1861 237 131	2774
1861 244 001	3603
1861 248 209	2061
1861 250 101	3604
1861 257 101	4383
1861 259 101	3750
1861 259 131	3750
1861 260 101	1045
1861 266 001	4124
1861 271 236	0496
1861 274 237	1513
1861 274 238	2410
1861 279 133	2250
1861 280 136	0354
1861 288 136	1513
1861 289 501	1143
1861 291 136	2247
1861 293 035	1577
1861 295 101	1014
1861 295 101	4382

LuK	E. SASSONE
119 0086 10	8185
119 0091 10	8061
119 0094 30	8059
119 0096 30	8062
119 0102 11	8138
119 0109 10	8067
119 0110 10	8042
119 0111 20	8067
119 0114 20	8173
119 0123 20	8171
119 0124 10	8218
119 0126 10	8197
119 0126 10	8199
119 0138 60	8159
119 0147 10	8017
119 0187 10	8203
120 0066 14	8112
120 0082 10	8024
120 0082 10	8126
120 0082 10	8161
120 0084 10	8181
120 0096 11	8022
120 0106 10	8028
120 0122 10	8035
120 0125 10	8063
120 0129 11	8034
120 0130 10	8181
120 0130 10	8193
120 0138 10	8079
120 0146 10	8076
120 0155 10	8028
120 0158 10	8015
120 0158 10	8133
120 0165 60	8213
120 0166 10	8137
120 0173 30	8080
120 0175 30	8088
120 0176 30	8089
120 0183 10	8077
120 0189 30	8021
120 0194 60	8207
120 0201 10	8131
120 0201 30	8085
120 0202 30	8133

Valeo	E. SASSONE
009 221	Y329
009 236	Y520
009 237	Y521
009 237	Y523
009 247	Y531
009 249	Y525
009 252	Y526
009 254	Y503
009 303	Y127
079 053	7020
079 126	2196
079 127	2462
079 273	2060
079 279	2688
079 282	2238
079 804	1594
079 834	2484
079 849	2512
079 871	2661
079 873	2626
079 876	2543
079 878	2637
079 917	2772
079 925	2597
079 929	7074
079 937	7005
079 943	2624
094 230	7019
094 233	2647
094 479	1864
094 494	2694
176 707	4376
186 893	8021
261 675	2462
262 568	8095
262 596	0377
262 904	0696
263 106	0263
263 109	0402
263 120	0605
263 156	0743
263 166	2136
263 172	0098
263 261	8045

# CROSS REF. LIST

Sachs	E. SASSONE
1861 296 034	2400
1861 298 201	4384
1861 301 002	0483
1861 302 133	1555
1861 303 243	0381
1861 307 002	1748
1861 321 110	2397
1861 321 139	1571
1861 323 103	1568
1861 325 141	1949
1861 325 142	1576
1861 328 032	0187
1861 331 102	3033
1861 331 142	2702
1861 332 101	0580
1861 346 034	0906
1861 350 233	1717
1861 351 341	1606
1861 351 342	1711
1861 352 433	0494
1861 352 444	0494
1861 380 238	1586
1861 380 339	1986
1861 384 334	2402
1861 410 046	1931
1861 410 047	1930
1861 410 048	1931
1861 413 134	2143
1861 421 032	0455
1861 426 032	0506
1861 430 135	2129
1861 430 136	1734
1861 433 401	6347
1861 435 334	1571
1861 437 236	1587
1861 438 234	1966
1861 438 235	1724
1861 441 234	2857
1861 446 232	0529
1861 447 102	5135
1861 448 334	2847
1861 449 133	0106
1861 450 001	4441
1861 456 339	2785

LuK	E. SASSONE
120 0203 30	8016
120 0205 50	8118
120 0217 10	8208
120 0239 10	8202
120 0245 10	8106
120 0261 10	8179
120 0263 10	8215
120 0268 60	8709
120 0304 10	8198
120 0312 10	8178
120 0362 10	8179
121 0002 12	8030
121 0011 10	8023
121 0013 10	8023
121 0017 10	8107
121 0019 11	8090
121 0024 20	8023
121 0031 20	8121
121 0037 10	8128
121 0039 20	8122
121 0046 20	8163
121 0048 10	8158
121 0067 10	8230
122 0017 10	8049
122 0019 11	8046
122 0026 12	8039
122 0035 10	8180
122 0045 11	8070
122 0052 10	8045
122 0053 10	8051
122 0063 10	8102
122 0069 11	8091
122 0073 10	8036
122 0114 10	8040
122 0117 10	8049
122 0126 10	8154
122 0132 10	8206
122 0132 60	8029
122 0133 10	8047
122 0154 10	8041
122 0157 30	8092
122 0162 10	8096
122 0172 30	8050
122 0176 20	8143

Valeo	E. SASSONE
263 272	2349
263 309	0494
263 375	6009
263 550	1522
263 603	7009
264 143	0484
264 165	2082
264 204	1855
264 314	0470
264 572	0496
264 630	7003
264 632	0297
264 671	6162
264 788	2786
264 790	2837
264 909	0161
264 969	7047
265 139	1536
265 151	2700
265 172	7025
265 315	7021
265 449	2028
265 485	2196
265 494	8008
265 570	2690
266 121	7022
266 142	2307
266 155	7002
266 185	1712
266 202	0758
266 321	2340
266 326	2095
266 354	2229
266 402	7040
266 518	7004
266 540	1526
266 553	2688
266 594	2422
266 821	2137
266 923	8051
266 926	2442
266 953	2869
267 016	0297
267 065	2587

# CROSS REF. LIST

Sachs	E. SASSONE
1861 460 137	2746
1861 460 138	2746
1861 464 001	3632
1861 470 234	1711
1861 476 432	1592
1861 479 032	1767
1861 480 334	1667
1861 480 335	1677
1861 482 034	1548
1861 486 234	9267
1861 488 233	1669
1861 491 041	1990
1861 494 140	2185
1861 498 235	9264
1861 502 234	2626
1861 503 132	0350
1861 508 233	2790
1861 509 150	1915
1861 511 232	2741
1861 515 336	1593
1861 516 031	0168
1861 518 031	4273
1861 521 234	1667
1861 526 014	1925
1861 526 039	2118
1861 526 046	1937
1861 527 033	1931
1861 528 032	2882
1861 532 638	2784
1861 541 332	2883
1861 542 132	1525
1861 543 535	2826
1861 543 537	2650
1861 544 135	2894
1861 547 638	2786
1861 556 332	2826
1861 557 235	0559
1861 557 236	2014
1861 557 237	1593
1861 560 234	1936
1861 561 002	2847
1861 562 234	2069
1861 565 203	2252
1861 568 331	2756

LuK	E. SASSONE
122 0181 10	8149
122 0190 10	8166
122 0206 10	8139
122 0209 30	8086
122 0210 30	8087
122 0214 10	8110
122 0221 10	8135
122 0225 10	8103
122 0248 60	8210
122 0263 10	8167
122 0277 10	8125
122 0312 10	8217
123 0006 10	8177
123 0034 20	8705
123 0071 12	8073
123 0082 10	8073
123 0099 10	8147
123 0102 10	8220
123 0105 10	8100
123 0117 10	8054
123 0196 30	8081
123 0216 50	8150
123 0220 10	8127
123 0253 10	8112
123 0254 10	8104
123 0255 10	8226
123 0265 20	8228
123 0271 10	8188
123 0276 10	8186
123 0278 10	8211
123 0323 10	8157
123 0324 11	8219
123 0348 10	8113
123 0352 10	8152
123 0353 10	8109
123 0353 10	8110
123 0378 20	8111
123 0389 20	8112
124 0035 10	8194
124 0076 30	8093
124 0078 11	8105
124 0089 10	8229
124 0115 20	8175
124 0131 30	8108

Valeo	E. SASSONE
267 093	2028
267 117	2096
267 328	2136
267 923	8046
271 133	1034
275 854	7038
276 432	8082
278 692	8024
278 761	0483
279 087	2425
279 103	8070
279 117	2048
279 128	8093
279 162	7053
279 168	2723
279 192	2682
279 211	2404
279 244	8060
279 245	8054
279 299	4316
279 326	3746
279 334	4118
279 335	4192
279 346	1523
279 359	4099
279 384	2195
279 389	8105
279 389	8194
279 404	9216
279 410	2784
279 431	7101
279 439	0235
279 442	2082
279 444	1576
279 448	2111
279 465	2792
279 520	2792
279 522	1936
279 528	8137
279 567	1567
279 594	8027
279 597	7061
279 612	7037
279 617	2586

# CROSS REF. LIST

Sachs	E. SASSONE
1861 569 038	1933
1861 570 102	1747
1861 571 136	6070
1861 572 431	1935
1861 573 242	2823
1861 574 132	2097
1861 577 034	0734
1861 577 038	2772
1861 580 033	1625
1861 581 437	2876
1861 582 132	1640
1861 584 137	2147
1861 587 032	2861
1861 591 036	1669
1861 591 038	1952
1861 592 333	1615
1861 594 034	6010
1861 599 232	1950
1861 600 033	1719
1861 600 034	1872
1861 602 344	2860
1861 603 034	6376
1861 606 332	6194
1861 607 432	6195
1861 608 132	1941
1861 609 035	2860
1861 610 104	1606
1861 611 131	2444
1861 613 101	3946
1861 614 032	2057
1861 617 232	2867
1861 619 232	2838
1861 626 034	2870
1861 627 101	2233
1861 627 201	2233
1861 631 001	1918
1861 632 032	2248
1861 635 035	2060
1861 639 006	1931
1861 639 133	1677
1861 640 135	1986
1861 641 135	1987
1861 642 133	0225
1861 643 134	1951

LuK	E. SASSONE
124 0210 20	8142
124 0285 20	8162
124 0312 10	8165
124 0321 10	8172
124 0330 60	8209
124 0376 10	8216
124 0391 10	8227
125 0002 11	8225
125 0089 10	8164
125 0115 10	8168
136 0207 10	8991
136 0210 10	8982
136 0210 10	8997
136 0212 20	8992
140 0211 21	8994
140 0214 10	8985
140 0214 10	8986
140 0215 10	8989
140 0218 10	8988
140 0219 10	8995
143 0203 10	8996
143 0233 10	8999
143 0233 30	8983
143 0239 10	8987
143 0345 10	8999
143 0351 10	8980
143 0359 10	8996
228 0098 10	8706
228 0136 10	8708
230 0003 11	8717
231 0046 10	8712
231 0049 19	8707
240 9012 11	8990
314 0001 26	4489
314 0009 20	4506
316 0003 16	0736
316 0004 16	0129
316 0014 16	0098
316 0018 16	0377
316 0024 20	4464
316 0029 26	3970
316 0035 20	4438
316 0041 16	0470
316 0046 20	4589

Valeo	E. SASSONE
279 638	8075
279 675	7065
279 675	7096
279 677	2423
279 695	7060
296 298	2349
296 907	0224
320 014	2792
335 151	2233
352 366	2299
355 033	7011
355 103	1548
355 112	1677
355 120	1548
355 122	0455
355 126	2247
355 132	2250
355 134	0343
355 139	1930
355 144	1748
355 151	2233
355 153	1931
355 154	2143
355 155	1586
355 157	1548
355 171	2252
355 176	1987
355 177	1986
355 533	7026
355 538	7032
355 542	2826
355 557	0272
355 562	7027
355 562	7027
355 562	8090
355 562	8138
355 575	2055
355 594	7058
355 600	7013
355 602	2787
355 603	8023
355 603	8023
355 606	2455
355 608	2651

# CROSS REF. LIST

Sachs	E. SASSONE
1861 646 133	2148
1861 647 142	0549
1861 651 101	1948
1861 652 002	0375
1861 653 104	2015
1861 653 132	6375
1861 654 036	2784
1861 656 034	2783
1861 661 133	2881
1861 663 033	2403
1861 665 002	1931
1861 665 032	1931
1861 667 031	6010
1861 668 132	2330
1861 669 002	1606
1861 672 033	2061
1861 674 331	4576
1861 678 002	2412
1861 680 037	2367
1861 680 038	1938
1861 680 149	2367
1861 684 132	2762
1861 686 033	4018
1861 686 033	4018
1861 688 043	2682
1861 691 101	3947
1861 694 134	1855
1861 695 032	2414
1861 696 045	2953
1861 696 046	2952
1861 696 146	2488
1861 698 036	1939
1861 699 109	1668
1861 699 136	2446
1861 703 031	1525
1861 709 035	2780
1861 711 031	6134
1861 714 133	1696
1861 715 032	9329
1861 716 002	2682
1861 717 034	2687
1861 724 104	1931
1861 729 001	6129
1861 730 001	6128

LuK	E. SASSONE
316 0056 16	2229
316 0057 60	2761
316 0058 60	2167
316 0059 16	2937
316 0060 40	0085
316 0062 16	9006
316 0064 60	2299
316 0065 60	2167
316 0067 20	2571
316 0069 16	2764
316 0071 10	2898
316 0075 20	2229
316 0075 20	4490
316 0076 20	3970
316 0077 30	2096
317 0001 16	2833
317 0003 16	0605
317 0004 16	2800
317 0005 20	0580
317 0006 16	2833
317 0012 16	2757
317 0015 16	2664
317 0021 30	2664
317 0023 60	2765
317 0024 60	2765
317 0025 10	6105
317 0026 60	6330
317 0032 60	2765
317 0033 10	6119
318 0001 10	0366
318 0001 17	0354
318 0002 16	2786
318 0003 20	2785
318 0004 16	1855
318 0011 16	0161
318 0012 60	6298
318 0014 11	2834
318 0016 11	2135
318 0018 10	2524
318 0022 16	0304
318 0030 16	1523
318 0039 20	4512
318 0047 26	0863
318 0047 26	4507

Valeo	E. SASSONE
355 609	2650
356 178	2248
356 364	1015
356 481	0168
356 733	0580
357 354	4273
357 359	2882
357 423	0526
357 485	2014
357 507	2833
357 514	8177
357 537	4168
357 538	4161
357 540	4342
357 542	4337
357 543	4338
357 545	4521
357 546	4215
357 553	1370
357 561	4498
357 563	3750
357 564	3874
357 565	4114
357 566	4024
357 568	4243
357 575	1143
357 577	7028
357 590	4158
357 591	4145
357 603	3474
357 613	9999
357 779	3039
357 780	3042
357 804	7035
357 817	1955
358 044	0828
358 100	2860
358 193	1592
358 228	2746
358 239	7010
358 250	7029
358 260	1640
358 263	2097
358 266	2783

# CROSS REF. LIST

Sachs	E. SASSONE
1861 732 031	2995
1861 733 033	1690
1861 735 031	2886
1861 741 042	4271
1861 742 032	2462
1861 743 131	2243
1861 743 132	1984
1861 744 133	2242
1861 744 134	1985
1861 745 001	4240
1861 746 035	2800
1861 747 033	2805
1861 748 132	1669
1861 749 132	1668
1861 751 104	4291
1861 752 033	2479
1861 757 133	2852
1861 759 035	1645
1861 759 036	1646
1861 760 034	2449
1861 761 035	2860
1861 765 131	2138
1861 766 032	2079
1861 768 042	2976
1861 769 135	2837
1861 771 136	2869
1861 775 033	2652
1861 775 035	1140
1861 775 035	1593
1861 775 037	1593
1861 776 032	0719
1861 777 037	2404
1861 777 041	1576
1861 782 103	0297
1861 783 436	2455
1861 784 001	4498
1861 787 034	1696
1861 790 033	2841
1861 791 131	1593
1861 791 233	2652
1861 792 234	2650
1861 792 235	9130
1861 794 101	0989
1861 796 131	2858

LuK	E. SASSONE
318 0048 20	0984
318 0048 26	4449
318 0051 26	0863
318 0055 20	4536
318 0056 20	0409
318 0066 26	0824
318 0068 26	0864
318 0068 26	1437
318 0070 16	0375
318 0071 16	1712
318 0075 26	1250
318 0085 60	2695
318 0090 16	0758
318 0092 16	1594
318 0095 60	6136
318 0101 60	2512
318 0103 60	2512
318 0105 10	2646
318 0107 10	2543
318 0112 16	2586
318 0113 16	2624
318 0116 00	0546
318 0120 10	2642
318 0120 10	2671
318 0120 10	2937
318 0121 10	2672
318 0121 30	2646
318 0124 10	6265
318 0125 10	2096
318 0127 60	1600
318 0129 60	6106
318 0133 10	2629
318 0136 10	1552
318 0146 20	0862
318 0147 20	4681
318 0147 20	4681
318 0153 30	2629
318 0154 60	6106
318 0157 10	6084
318 0162 20	2819
318 0165 10	2937
318 0167 11	6262
318 0170 60	2512
318 0170 60	6316

Valeo	E. SASSONE
358 269	2823
358 271	2870
358 275	7050
358 291	0586
358 296	6070
358 311	8079
358 314	2780
358 330	1949
358 340	0494
358 351	2449
358 357	8180
358 362	2687
358 582	2861
358 583	1625
359 258	0957
362 382	0484
363 989	7018
371 432	0424
373 172	0646
378 943	2194
691 715	3629
692 145	2664
750 004	0496
750 007	0546
750 342	2571
786 004	Y307
801 001	Y057
801 002	Y204
801 004	Y259
801 005	Y067
801 019	Y305
801 023	Y049
801 024	Y409
801 028	Y532
801 039	Y306
801 039	Y322
801 040	Y095
801 042	Y101
801 071	Y030
801 073	Y209
801 079	Y109
801 080	Y112
801 086	Y004
801 087	Y040

# CROSS REF. LIST

Sachs	E. SASSONE
1861 797 031	2787
1861 797 033	2980
1861 799 133	2242
1861 806 002	1589
1861 808 102	2846
1861 810 002	1620
1861 811 002	2945
1861 812 002	2695
1861 815 003	1620
1861 816 002	2362
1861 823 002	2968
1861 827 002	1628
1861 829 002	2920
1861 830 002	1553
1861 831 002	1787
1861 832 002	2839
1861 833 001	2963
1861 834 002	2845
1861 835 002	2920
1861 837 032	2881
1861 838 333	2780
1861 841 132	6374
1861 845 132	2860
1861 846 133	2823
1861 849 034	2869
1861 850 034	2872
1861 852 032	1931
1861 853 042	0424
1861 855 031	2852
1861 856 132	1593
1861 857 132	2795
1861 859 132	2462
1861 860 131	2343
1861 861 032	2346
1861 862 233	1669
1861 863 232	2446
1861 863 233	1668
1861 866 032	1576
1861 868 032	9053
1861 869 042	0263
1861 870 042	2587
1861 871 042	0605
1861 872 042	0098
1861 874 032	6373

LuK	E. SASSONE
318 0172 60	2777
318 0173 30	4153
318 0176 60	2778
318 0194 10	2096
318 0200 20	0974
318 0201 10	2629
318 0201 10	2712
318 0202 60	4470
318 0206 60	3751
318 0207 10	2934
318 0231 10	6426
318 0245 10	6326
319 0001 10	2784
319 0003 10	2783
319 0005 10	0484
319 0006 16	1690
319 0011 17	2953
319 0012 16	2952
319 0016 30	2587
319 0017 16	2805
319 0018 10	2945
319 0018 10	2945
319 0019 26	6076
319 0023 60	1628
319 0024 60	1787
319 0026 60	2846
319 0026 60	2846
319 0027 16	1713
319 0028 16	2792
319 0031 11	2782
319 0032 26	2886
319 0033 60	2845
319 0036 10	2784
319 0040 30	2336
319 0041 60	1628
319 0043 10	2952
319 0044 16	2805
319 0044 17	2793
319 0046 10	2627
319 0048 16	2501
319 0050 10	2792
319 0056 10	2529
319 0058 16	2966
319 0060 16	2134

Valeo	E. SASSONE
801 090	Y011
801 107	Y093
801 117	Y054
801 122	Y138
801 126	Y009
801 128	Y235
801 139	Y275
801 152	Y149
801 153	Y096
801 156	Y152
801 157	Y156
801 158	Y157
801 160	Y157
801 168	Y226
801 169	Y176
801 171	Y164
801 171	Y164
801 171	Y176
801 175	Y042
801 179	Y225
801 183	Y181
801 192	Y148
801 205	Y180
801 206	Y085
801 217	Y166
801 235	Y260
801 240	Y234
801 246	Y124
801 250	Y125
801 256	Y131
801 258	Y192
801 286	Y013
801 287	Y012
801 291	Y094
801 293	Y137
801 294	Y096
801 294	Y096
801 316	Y522
801 321	Y303
801 332	Y165
801 339	Y578
801 347	Y123
801 350	Y119
801 351	Y269

# CROSS REF. LIST

Sachs	E. SASSONE
1861 875 033	6252
1861 876 033	1667
1861 876 134	1667
1861 881 143	2664
1861 886 001	4258
1861 886 101	4258
1861 886 102	4259
1861 891 334	2877
1861 897 034	2455
1861 901 134	2872
1861 901 134	6159
1861 902 103	0620
1861 903 032	1548
1861 905 039	2872
1861 906 032	6256
1861 907 132	6255
1861 908 131	2782
1861 911 204	1931
1861 911 232	1667
1861 912 035	1952
1861 913 002	4084
1861 914 002	4266
1861 917 031	2651
1861 919 134	2248
1861 919 139	2248
1861 921 042	2823
1861 922 133	2881
1861 923 003	1606
1861 924 103	4018
1861 927 232	9216
1861 929 042	1712
1861 930 042	1713
1861 931 033	2847
1861 935 032	2867
1861 936 042	2838
1861 936 145	2832
1861 937 031	2805
1861 939 038	2872
1861 941 032	1951
1861 942 032	2746
1861 947 032	2794
1861 950 002	2963
1861 951 001	2919
1861 956 133	6372

LuK	E. SASSONE
319 0061 50	2340
319 0063 16	2587
319 0065 10	2784
319 0066 10	2792
319 0068 10	2803
319 0071 10	2620
319 0073 60	6107
319 0074 10	2792
319 0076 60	2845
319 0079 11	2792
319 0080 60	6060
319 0083 20	6195
319 0084 20	6194
319 0086 20	6129
319 0087 20	6128
319 0091 10	2720
319 0092 10	2714
319 0094 60	6307
319 0108 20	2701
319 0108 20	2722
319 0108 20	2722
319 0113 10	2803
319 0113 10	6011
319 0114 10	2488
319 0130 60	6280
319 0132 60	6099
319 0146 60	2529
319 0147 20	6109
319 0149 10	6108
319 0152 10	6245
319 0153 10	6025
319 0157 60	6308
319 0171 10	6099
319 0190 10	6334
319 0209 10	6308
320 0001 16	0496
320 0001 17	0432
320 0003 21	2837
320 0006 10	2780
320 0011 20	2882
320 0013 16	2976
320 0018 10	0542
320 0020 30	0483
320 0024 16	2888

Valeo	E. SASSONE
801 358	Y238
801 391	Y510
801 409	Y405
801 417	Y577
801 418	Y025
801 429	Y117
801 434	Y234
801 436	Y187
801 439	Y333
801 440	Y183
801 447	Y037
801 448	Y139
801 450	Y090
801 454	Y141
801 459	Y236
801 460	Y241
801 465	Y507
801 471	Y565
801 478	Y568
801 501	Y509
801 509	Y501
801 514	Y514
801 552	Y106
801 567	Y505
801 571	Y002
801 572	Y263
801 585	Y098
801 586	Y267
801 627	Y500
801 646	Y504
801 649	Y530
801 681	Y408
801 687	Y126
801 700	Y218
801 700	Y218
801 706	Y001
801 817	Y086
801 822	Y242
801 832	Y105
801 834	Y082
801 834	Y082
801 879	Y411
801 881	Y239
801 881	Y240



# CROSS REF. LIST

Sachs	E. SASSONE
1861 959 032	2881
1861 960 031	2870
1861 961 133	9216
1861 961 135	2387
1861 962 033	1696
1861 963 033	2234
1861 963 033	6070
1861 963 035	2234
1861 964 035	6071
1861 966 001	4207
1861 966 141	4273
1861 968 102	4642
1861 969 333	2686
1861 970 031	9083
1861 970 133	9177
1861 973 032	1936
1861 978 001	4619
1861 980 032	1667
1861 984 035	1931
1861 984 103	1931
1861 984 104	1931
1861 985 133	1931
1861 986 134	2747
1861 986 135	2747
1861 988 032	6035
1861 992 432	6038
1861 994 003	4626
1861 994 004	4625
1861 996 137	6255
1861 997 137	6256
1861 999 663	1918
1862 001 201	1088
1862 039 015	1760
1862 056 011	0413
1862 060 132	2774
1862 061 002	5233
1862 088 131	0168
1862 097 304	0409
1862 106 102	2337
1862 114 041	2852
1862 115 031	2825
1862 116 031	2897
1862 122 132	2446
1862 122 132	6229

LuK	E. SASSONE
320 0028 16	2780
320 0029 16	2883
320 0030 10	2828
320 0030 10	6012
320 0030 60	2839
320 0038 16	0549
320 0038 16	2636
320 0044 30	0263
320 0045 30	0442
320 0048 20	1015
320 0049 20	1009
320 0049 26	1009
320 0050 26	1232
320 0051 11	2797
320 0051 11	2797
320 0051 16	2787
320 0063 26	3695
320 0065 56	2682
320 0066 26	0822
320 0067 20	3841
320 0068 26	0506
320 0072 36	0484
320 0077 26	1209
320 0084 20	0822
320 0089 10	2968
320 0093 26	4595
320 0107 10	2095
320 0115 60	1589
320 0119 16	2055
320 0120 16	0350
320 0120 16	2330
320 0136 26	2682
320 0137 10	2919
320 0138 11	2980
320 0139 16	2489
320 0144 16	2028
320 0144 16	2028
320 0145 10	2651
320 0146 16	2792
320 0147 16	2048
320 0154 60	1589
320 0155 10	2481
320 0155 10	2481
320 0158 20	2797

Valeo	E. SASSONE
801 902	Y021
801 972	Y104
801 976	Y330
801 977	Y128
801 979	Y558
801 983	Y050
801 984	Y051
801 985	Y033
801 985	Y033
801 988	Y188
801 989	Y298
802 001	8073
802 020	8030
802 031	8047
802 043	8003
802 046	8073
802 046	8126
802 047	8049
802 047	8049
802 047	8107
802 049	8019
802 057	8076
802 058	8061
802 059	8102
802 060	8040
802 062	8034
802 063	8096
802 064	8035
802 065	8100
802 066	8031
802 073	8028
802 086	8094
802 116	8103
802 118	8063
802 123	8059
802 125	8020
802 136	8057
802 153	8181
802 167	8133
802 167	8161
802 197	8185
802 207	8196
802 254	8080
802 261	8092

# CROSS REF. LIST

Sachs	E. SASSONE
1862 122 134	6229
1862 123 132	6230
1862 123 134	2446
1862 124 031	6255
1862 127 042	0758
1862 127 043	1523
1862 127 044	0375
1862 128 042	2629
1862 129 042	0304
1862 130 031	2877
1862 131 201	4650
1862 131 202	4651
1862 133 032	1931
1862 134 032	9033
1862 135 033	2655
1862 135 035	2655
1862 136 042	2720
1862 136 042	2720
1862 136 043	2797
1862 137 031	2756
1862 137 133	2756
1862 138 032	2656
1862 140 004	4109
1862 141 042	2627
1862 144 141	2106
1862 146 031	2792
1862 149 132	2847
1862 152 031	6034
1862 156 131	2792
1862 157 037	2789
1862 158 032	2872
1862 167 041	4024
1862 167 041	4024
1862 167 041	4435
1862 168 132	2881
1862 176 034	2597
1862 177 031	2880
1862 179 033	2841
1862 190 139	9239
1862 194 131	2790
1862 205 031	2880
1862 210 231	9080
1862 211 031	1951
1862 213 031	2797

LuK	E. SASSONE
320 0160 10	2980
320 0161 10	2720
320 0161 10	2720
320 0167 60	2839
320 0168 20	9033
320 0174 20	2723
320 0175 10	2839
320 0175 10	2839
320 0176 16	2484
320 0178 30	2417
320 0179 30	2723
320 0180 50	2735
320 0184 11	2760
320 0188 40	4645
320 0189 20	2780
320 0190 16	2631
320 0192 30	2661
320 0193 10	2780
320 0196 60	2892
320 0201 10	2481
320 0202 00	0496
320 0205 11	6244
320 0205 11	9102
320 0205 30	2647
320 0207 10	2921
320 0208 10	1871
320 0209 10	2665
320 0211 60	2892
320 0212 10	2645
320 0212 10	2864
320 0212 10	2913
320 0216 10	2799
320 0218 60	2635
320 0220 10	6016
320 0222 10	2970
320 0224 30	2330
320 0225 50	2631
320 0226 10	6343
320 0229 20	2797
320 0230 20	4359
320 0233 20	2887
320 0236 20	4599
320 0240 60	6016
320 0241 10	2720

Valeo	E. SASSONE
802 270	8089
802 320	8009
802 321	8085
802 323	8087
802 324	8133
802 325	8016
802 327	8028
802 355	8183
802 358	8188
802 362	8147
802 415	8181
802 425	8151
802 428	8149
802 458	8069
802 537	8189
802 541	8166
802 584	8150
802 609	8104
802 612	8014
802 628	8163
802 635	8106
802 636	8135
802 662	8171
803 003	9083
803 011	2897
803 013	2645
803 015	2896
803 021	2881
803 023	2847
803 035	2851
803 040	9053
803 042	2797
803 044	2780
803 050	2668
803 051	2980
803 053	2877
803 057	2722
803 060	2306
803 071	2852
803 072	2419
803 074	1526
803 078	2636
803 080	2629
803 082	2823

# CROSS REF. LIST

Sachs	E. SASSONE
1862 216 032	6259
1862 217 335	9216
1862 219 031	6371
1862 220 032	1929
1862 221 032	2755
1862 231 002	4367
1862 235 031	2346
1862 236 031	1576
1862 240 231	2877
1862 244 032	1577
1862 245 031	2877
1862 248 033	6166
1862 250 031	2841
1862 253 031	2756
1862 256 131	2653
1862 265 031	2760
1862 266 031	2881
1862 268 031	1951
1862 272 101	6214
1862 273 131	2125
1862 277 031	2768
1862 282 031	2823
1862 283 133	9217
1862 284 031	2653
1862 286 031	6369
1862 287 031	2780
1862 290 002	6201
1862 295 031	2872
1862 296 031	2185
1862 298 234	9216
1862 299 033	6071
1862 301 031	2793
1862 302 031	6146
1862 303 031	9245
1862 305 033	6258
1862 308 031	2346
1862 310 132	2458
1862 313 031	2079
1862 313 344	2885
1862 314 032	6184
1862 317 031	2969
1862 317 032	6034
1862 320 031	2880
1862 323 031	2756

LuK	E. SASSONE
320 0241 10	2720
320 0242 10	2631
320 0244 30	2913
320 0248 30	2938
320 0260 60	2645
320 0261 10	2720
320 0261 10	2720
320 0263 30	9102
320 0264 20	2720
320 0264 20	2720
320 0267 10	2744
320 0268 20	2720
320 0269 30	2694
320 0270 30	2647
320 0274 10	2840
320 0278 10	2796
320 0279 10	2818
320 0281 20	6085
320 0282 30	2489
320 0284 10	2366
320 0301 10	2780
320 0304 10	2489
320 0316 10	2788
320 0318 10	2489
320 0339 10	6074
320 0342 10	2675
320 0345 10	2675
320 0345 10	6355
320 0350 60	4528
320 0351 60	4392
320 0352 60	6332
320 0376 10	6115
320 0408 10	6317
320 0438 10	2927
320 0458 10	0657
320 0462 10	2675
320 0498 10	2794
320 3081 00	Y076
321 0001 16	2857
321 0002 16	2823
321 0003 10	0272
321 0007 10	2823
321 0009 16	2823
321 0011 10	2825

Valeo	E. SASSONE
803 086	2739
803 088	2330
803 099	2646
803 100	2620
803 103	2455
803 106	9033
803 108	2872
803 109	2720
803 110	2872
803 111	2488
803 113	2971
803 114	2735
803 116	2419
803 118	2671
803 122	2740
803 125	6112
803 137	2793
803 138	2606
803 142	2841
803 168	2938
803 171	2668
803 172	2672
803 173	2668
803 175	2760
803 181	2799
803 182	6265
803 185	2629
803 186	2714
803 187	2631
803 195	1593
803 199	2768
803 203	2922
803 227	2764
803 230	6012
803 231	2920
803 236	2765
803 253	1593
803 254	1593
803 259	1651
803 344	2913
803 347	2915
803 353	2912
803 357	2743
803 359	2752

# CROSS REF. LIST

Sachs	E. SASSONE
1862 326 031	2597
1862 328 031	2367
1862 334 032	6038
1862 335 032	6035
1862 338 032	2768
1862 346 031	2885
1862 348 031	2885
1862 349 031	6121
1862 351 032	2768
1862 353 041	0696
1862 356 031	1606
1862 359 001	2687
1862 361 101	5134
1862 364 031	2789
1862 364 032	2969
1862 364 133	2969
1862 365 032	2650
1862 370 031	1915
1862 375 031	2896
1862 379 001	6080
1862 379 031	9251
1862 379 032	9245
1862 390 031	2789
1862 393 031	2768
1862 394 031	2501
1862 401 031	2797
1862 402 031	2799
1862 402 346	2853
1862 403 031	2792
1862 404 031	2663
1862 412 031	2650
1862 413 031	9243
1862 414 031	6145
1862 415 031	6256
1862 415 031	9258
1862 416 031	2720
1862 425 104	9216
1862 429 031	6183
1862 431 031	2720
1862 432 031	2652
1862 434 031	2825
1862 438 032	6367
1862 449 031	2807
1862 450 001	6251

LuK	E. SASSONE
321 0014 60	2929
321 0017 10	2851
321 0025 10	2823
321 0025 10	2823
321 0026 60	2915
321 0033 11	2825
321 0033 11	2825
321 0038 10	2978
321 0038 10	6454
321 0043 50	6039
321 0047 10	2971
321 0048 10	6242
321 0048 10	6242
321 0051 10	2971
321 0053 60	6016
321 0055 10	6098
321 0059 20	2971
321 0072 10	2971
321 0074 60	6061
321 0076 10	6123
321 0077 10	2929
321 0086 10	6098
321 0087 20	6098
321 0095 10	9355
321 0097 10	6098
321 0105 10	6098
321 0105 10	9351
322 0001 10	2894
322 0004 16	2860
322 0005 16	0529
322 0009 16	2790
322 0009 17	4625
322 0012 16	2826
322 0014 17	2344
322 0016 10	0424
322 0017 11	0719
322 0017 16	0719
322 0020 36	2422
322 0025 16	0187
322 0036 16	0732
322 0036 16	2082
322 0037 16	0494
322 0037 20	0494
322 0043 26	0674

Valeo	E. SASSONE
803 370	2739
803 374	6244
803 384	2744
803 385	2489
803 431	2647
803 437	2652
803 438	2897
803 441	2832
803 446	2665
803 476	2765
803 551	2765
803 563	2366
803 583	2839
803 603	2939
803 684	2797
803 686	2765
803 688	6310
803 693	6299
803 697	2797
803 705	2757
803 711	6311
803 717	6300
803 718	6083
803 719	2645
803 802	6339
803 847	6085
803 848	2760
803 850	6115
803 855	2827
803 869	9261
803 874	2858
803 876	6307
803 926	6297
804 003	7070
804 005	7063
804 006	7030
804 006	7030
804 007	7062
804 012	7014
804 018	7089
804 019	7015
804 022	7070
804 036	7006
804 095	7033

# CROSS REF. LIST

Sachs	E. SASSONE
1862 458 031	9297
1862 462 131	2248
1862 464 031	2768
1862 468 031	6184
1862 471 031	2880
1862 472 031	2366
1862 476 031	2803
1862 480 031	2720
1862 482 031	2880
1862 486 031	2856
1862 487 031	2819
1862 488 031	2701
1862 490 031	2780
1862 496 041	2812
1862 506 131	9247
1862 509 031	2971
1862 510 031	6011
1862 512 031	2792
1862 514 031	9251
1862 516 343	2760
1862 516 345	2668
1862 517 031	6085
1862 518 031	2825
1862 518 343	2823
1862 519 240	9218
1862 519 259	9216
1862 525 131	2877
1862 532 031	2720
1862 541 031	6187
1862 542 131	2937
1862 548 001	2743
1862 549 001	2330
1862 550 001	2710
1862 551 001	2912
1862 553 001	2915
1862 558 001	2811
1862 561 001	6264
1862 561 002	6315
1862 562 001	4227
1862 566 001	2362
1862 567 001	2765
1862 572 001	2949
1862 573 001	6307
1862 577 001	6039

LuK	E. SASSONE
322 0047 60	1620
322 0049 20	2861
322 0051 26	1640
322 0052 10	9130
322 0053 16	2696
322 0056 60	2963
322 0058 60	1620
322 0060 16	2860
322 0061 16	2301
322 0061 16	2423
322 0062 16	2860
322 0063 16	2867
322 0068 26	2687
322 0070 16	2852
322 0070 16	2852
322 0073 20	2869
322 0074 11	2690
322 0074 16	2344
322 0076 16	2869
322 0082 11	2858
322 0082 11	2858
322 0082 11	2858
322 0082 11	2864
322 0082 16	2852
322 0083 10	2867
322 0085 20	2858
322 0088 36	2700
322 0089 16	2423
322 0089 16	2423
322 0089 16	9041
322 0090 10	0841
322 0090 56	1092
322 0091 16	2650
322 0091 17	2650
322 0093 30	2082
322 0095 16	9204
322 0095 20	2442
322 0096 10	2650
322 0098 60	2963
322 0099 60	6281
322 0102 20	2860
322 0109 10	2606
322 0111 60	2920
322 0112 60	2832

Valeo	E. SASSONE
804 101	7087
804 102	7017
804 102	7017
804 102	7080
804 103	7012
804 110	7039
804 116	7128
804 133	7088
804 172	7066
804 188	7073
804 197	7055
804 223	7097
804 501	H003
804 503	H011
804 504	H010
804 505	H005
804 513	H014
804 527	H020
804 528	H019
804 529	H013
804 538	H012
804 543	H006
804 544	H023
804 554	H024
804 565	H008
804 566	H001
804 567	H002
804 571	H015
804 573	H018
804 584	H007
804 585	H021
804 593	H016
804 594	H017
804 597	H009
805 063	Y929
805 457	Y938
805 531	8175
806 001	0506
806 012	1931
806 030	0538
806 041	0287
806 046	1931
806 051	2670
806 052	2663

# CROSS REF. LIST

Sachs	E. SASSONE
1862 578 001	6454
1862 579 001	2696
1862 581 001	2659
1862 585 001	4206
1862 586 001	4252
1862 588 002	2118
1862 588 006	1933
1862 588 007	2118
1862 589 001	2858
1862 590 001	2646
1862 595 001	2631
1862 597 001	2938
1862 597 002	2913
1862 598 001	2629
1862 599 001	6265
1862 602 001	2714
1862 603 001	2855
1862 604 001	6313
1862 607 001	2811
1862 608 001	2735
1862 609 001	6082
1862 610 001	6016
1862 611 001	2798
1862 612 001	4251
1862 614 001	2928
1862 616 001	2928
1862 617 001	1871
1862 618 001	2764
1862 619 001	2740
1862 622 001	2880
1862 626 001	6060
1862 628 001	2795
1862 629 001	2948
1862 630 001	2362
1862 639 001	2672
1862 641 001	2731
1862 642 001	2736
1862 643 001	1552
1862 646 001	2899
1862 650 001	4236
1862 654 002	3462
1862 660 001	2920
1862 661 001	2928
1862 662 001	6013

LuK	E. SASSONE
322 0114 10	2858
322 0122 10	2795
322 0124 60	2928
322 0125 16	2425
322 0131 56	2106
322 0134 16	0535
322 0138 30	2660
322 0146 10	2696
322 0147 11	2760
322 0148 10	2795
322 0149 11	2606
322 0151 30	0402
322 0155 20	2626
322 0156 10	2739
322 0156 10	2739
322 0159 10	2923
322 0160 10	2606
322 0161 10	2812
322 0163 10	2948
322 0163 10	2948
322 0165 10	2790
322 0167 10	2637
322 0169 10	2668
322 0173 10	6077
322 0177 30	2423
322 0179 18	2795
322 0179 18	2795
322 0180 10	2948
322 0183 10	2606
322 0183 10	2893
322 0190 20	2687
322 0193 20	6214
322 0199 10	2858
322 0203 10	2812
322 0208 10	2696
322 0209 30	2731
322 0211 20	4625
322 0212 20	4626
322 0215 10	6304
322 0215 10	6421
322 0217 10	2650
322 0218 10	6092
322 0223 30	2915
322 0224 30	2668

Valeo	E. SASSONE
806 116	2234
806 117	6071
806 118	2446
806 119	2969
806 120	2656
806 126	2807
806 127	2808
806 128	2458
806 131	2702
806 134	2067
806 139	6038
806 168	6255
806 169	6256
806 174	2789
806 175	6290
806 181	2867
806 182	2655
806 185	0559
806 186	6229
806 201	2789
806 204	2346
806 207	6374
806 234	6148
806 294	1864
806 331	2367
806 358	6033
806 363	1931
806 416	9218
806 433	6124
806 442	2969
806 450	1696
806 508	7987
806 535	7942
807 525	2670
807 573	9350
807 589	1576
807 591	6172
807 728	6200
807 733	9297
810 029	H022
810 031	H004
810 037	H026
810 050	H025
821 070	Y027

## CROSS REF. LIST

Sachs	E. SASSONE
1862 664 001	2966
1862 665 001	0535
1862 666 001	4618
1862 667 001	4178
1862 669 001	2921
1862 670 001	2481
1862 671 001	2846
1862 672 001	2855
1862 673 001	2937
1862 673 001	2937
1862 674 001	2893
1862 676 001	2635
1862 678 001	2948
1862 681 001	2662
1862 682 001	2636
1862 683 001	2660
1862 684 001	2629
1862 687 001	1526
1862 688 001	2419
1862 690 001	2419
1862 691 001	6151
1862 692 001	2768
1862 698 001	2606
1862 700 001	2812
1862 701 001	2792
1862 703 001	2986
1862 705 001	0574
1862 706 001	2923
1862 707 001	2871
1862 708 001	2880
1862 711 001	9211
1862 712 001	1389
1862 713 001	4264
1862 715 001	4156
1862 715 002	4185
1862 716 002	4275
1862 716 002	4735
1862 716 003	3971
1862 716 003	4423
1862 717 001	1768
1862 718 002	6437
1862 722 001	0225
1862 724 002	4099
1862 726 001	2920

LuK	E. SASSONE
322 0225 30	2668
322 0228 60	2928
322 0234 10	6096
322 0235 10	6327
322 0237 50	2735
322 0239 60	6077
322 0242 60	6321
322 0253 60	6279
322 0258 10	2606
322 0259 10	9091
322 0264 50	6449
322 0268 10	6045
322 0269 30	2827
322 0273 10	6095
322 0281 10	6097
322 0283 10	6094
322 0285 10	2760
322 0287 10	6492
322 0288 10	6263
322 0289 10	6077
322 0289 10	6279
322 0300 60	2970
322 0302 20	6158
322 0313 10	2915
322 0314 11	6110
322 0323 10	6093
322 0332 20	6114
322 0333 10	6240
322 0336 60	6215
322 0342 10	2827
322 0342 10	2827
322 0346 60	4557
322 0351 10	6346
322 0370 10	6224
322 0419 10	6224
322 0420 10	2978
322 0420 10	6360
322 0421 10	6224
322 0426 10	6114
322 0505 10	2920
323 0004 16	2877
323 0004 26	2877
323 0006 16	6019
323 0008 20	1593

Valeo	E. SASSONE
821 071	Y031
821 077	Y286
821 087	Y219
821 091	Y185
821 097	Y537
821 098	Y165
821 116	Y502
821 119	Y536
821 124	Y345
821 157	Y100
821 177	Y228
821 181	Y268
821 183	Y302
821 184	Y079
821 237	Y309
821 240	Y342
821 242	Y143
821 244	Y069
821 253	Y217
821 255	Y218
821 256	Y092
821 258	Y132
821 284	2736
821 301	Y164
821 301	Y321
821 303	Y229
821 321	Y274
821 333	Y048
821 340	Y020
821 341	Y073
821 342	Y077
821 350	Y571
821 355	Y573
821 365	Y318
821 383	Y407
821 412	Y513
821 414	Y515
821 426	Y048
821 445	Y289
821 457	Y039
821 460	Y080
821 494	Y221
821 500	Y297
826 022	Y198

# CROSS REF. LIST

Sachs	E. SASSONE
1862 729 001	1627
1862 731 001	6330
1862 739 001	9261
1862 740 001	2798
1862 741 001	2795
1862 742 001	0272
1862 744 001	2920
1862 744 003	6048
1862 745 001	2858
1862 746 001	0574
1862 747 001	2647
1862 750 001	6313
1862 751 001	2690
1862 752 001	6019
1862 752 002	1536
1862 756 001	4114
1862 757 001	2048
1862 758 002	2055
1862 760 001	2095
1862 767 001	0546
1862 769 001	0496
1862 771 001	1955
1862 784 001	2306
1862 784 002	2111
1862 786 001	2111
1862 788 001	2709
1862 789 001	2620
1862 791 001	2646
1862 792 001	2096
1862 795 001	2739
1862 796 001	2631
1862 798 001	2306
1862 799 001	9006
1862 800 001	6202
1862 800 002	6202
1862 801 003	2362
1862 801 004	2705
1862 801 006	2584
1862 802 002	2948
1862 803 001	2587
1862 804 004	0757
1862 805 002	2624
1862 808 001	2760
1862 811 001	2689

LuK	E. SASSONE
323 0009 20	1593
323 0010 16	0526
323 0012 16	0455
323 0013 20	0559
323 0013 27	2826
323 0015 12	1536
323 0016 10	2455
323 0018 20	3042
323 0020 10	1768
323 0024 20	4101
323 0025 20	1111
323 0028 20	1014
323 0031 16	0989
323 0032 26	0901
323 0033 20	4382
323 0035 10	4168
323 0036 10	4161
323 0039 20	4437
323 0041 26	4125
323 0042 11	3874
323 0042 16	3874
323 0044 26	1323
323 0047 20	0168
323 0050 20	4198
323 0053 20	2479
323 0058 20	0828
323 0059 26	0828
323 0060 26	3685
323 0061 26	4312
323 0062 10	1593
323 0062 16	9177
323 0067 20	0106
323 0068 16	2079
323 0074 10	2870
323 0076 16	2876
323 0079 60	6048
323 0084 10	4305
323 0084 26	1143
323 0088 20	3657
323 0091 16	4664
323 0102 26	4124
323 0104 26	4432
323 0107 26	1140
323 0108 20	1645

Valeo	E. SASSONE
826 027	Y076
826 038	Y035
826 043	Y199
826 045	6098
826 059	Y293
826 062	Y224
826 094	Y147
826 200	Y175
826 201	Y220
826 211	Y301
826 212	Y300
826 217	Y211
826 220	Y313
826 228	Y512
826 231	Y319
826 237	Y576
826 237	Y576
826 245	Y189
826 259	Y343
826 261	Y005
826 291	Y270
826 303	Y324
826 308	Y338
826 323	Y272
826 334	Y107
826 339	Y299
826 344	Y406
826 346	Y040
826 350	Y056
826 358	Y524
826 362	Y311
826 404	Y529
826 414	Y538
826 422	Y528
826 455	Y271
826 466	Y292
826 471	Y294
826 476	Y288
826 483	Y310
826 491	Y277
826 494	Y279
826 508	Y334
826 521	Y319
826 575	Y182

































































































