



HIDROGARNE

**Standardised and custom-built
hydraulic presses**

Manufactured in Spain since 1987



HIDROGARNE

Manufactured in Spain

High performance and excellence in hydraulic presses



Hidrogarne has a business career that started with the manufacture of machines solely for the Spanish market, successively we went extending through different European countries and we are currently exporting our hydraulic presses to more than 20 countries around the world.

It guarantees an experience of more than 30 years of innovation, quality and commitment to our customers. The continuous progress during all these years places us as leaders in the manufacture of hydraulic presses.

Convinced of the quality of our hydraulic presses, we have extended the manufacturing guarantee to a period of two years.


All our range of hydraulic presses is designed and manufactured entirely at HIDROGARNE facilities.

We are specialized in the manufacture of hydraulic presses with capacities, measurements and technical characteristics adapted to every customer needs.

The value of innovation is the internal culture that leads to the development of new projects and ideas so we can optimize productivity for our customers.



Innovation



We integrate the management and development of each and every one of the processes. Our commitment to the continuous improvement of the manufacturing process guarantees the quality of our presses and the full satisfaction of our customers.

Quality

One of our strengths is the ability to respond thanks to having technical resources and specialized staff in all areas of the value chain.



Own resources

Index

Workshop presses

S Series 6

D Series 8

L Series 10

F Series 12

C-Frame presses

CD Series 14

CM Series 16

CF Series 18

Deep drawing and forming presses

M Series 20

R Series 22

Cambering and straightening presses

T Series 24

HV Series 26

Custom-built manufacturing presses 28

S Series

Motorized hydraulic presses of double stanchion.

We have designed the S series workshop presses with four different power ranges, from 80 to 200 tonnes.

Specifically designed to perform work involving extraction, threading, straightening, etc.

This series works with hydraulic pressure lower than 320 bar to ensure the greater durability of the whole hydraulic system.



SD-100 model



415 mm long
folding tools set.
(optional)



Set of 7 pushers
with adapter and
plate. (optional)



SL-100 model

Structure and tables

S series hydraulic presses consist of an electro welded structure of 4 stanchions with open sides.

These models feature a mobile table which enables the equipment to be positioned at different heights. The equipment is secured by means of two center pins located beneath the table. The raising and lowering system is operated by means of chains activated by the press cylinder.

It includes two support flat blocks.

Two different models are available:

SD models: This model features a fixed headstock.

SL models: This model is equipped with a headstock lateral displacement and provided with a manual locking system. Moved by wheels.

Cylinder and hydraulic unit

The cylinder is double acting with chrome plunger and maintenance-free anti wear guides, it's fitted with a removable and interchangeable hold-down plate to avoid its deterioration.

One-speed motorized hydraulic unit.

Glycerin gauge with reading in tonnes.

Operation is carried out by means of a lever-operated hydraulic distributor.

Electric installation and safety

Electric installation equipped with an engine guard and emergency stop device.

It meets and satisfies all the essential health and safety requirements in accordance with the CE standard.

They are supplied with an instructions manual.

Optional accessories

- Manual elevation table equipped with manual spiral crown reducer.
- Hydraulic unit with two speed.
- Front pressure regulator.
- 415 mm long folding tools set. Promecam clamping system.
- Additional manual pump with one speed, it allows two kind of operation manual and motorized.
- Anti-turning for the cylinder.
- Set of 7 pushers with adapter and plate (Ø 10-12-15-17-20-25-30 mm)
- Set of "V" blocks.

S Series		SD-80	SD-100	SD-150	SD-200	SL-100	SL-150	SL-200
Power	t	80	100	150	200	100	150	200
Motor power	kw	3	3	4	5,5	3	4	5,5
Piston stroke	mm	250	250	250	250	250	250	250
Maximum pressure	bar	320	320	320	350	320	320	350
Working speed	mm/s	3,8	3,1	3,1	3,1	3,1	3,1	3,1
Return speed	mm/s	4,7	4,1	4	4,8	4,1	4	4,8
Headstockstock	mm	-	-	-	-	1050	1000	1000
Frontal light	mm	1050	1050	1050	1050	1500	1500	1500
Lateral light	mm	210	230	290	290	280	340	340
Max. vertical light	mm	1020	1020	860	815	960	955	915
Table light	mm	255	285	355	355	345	405	405
Total front	mm	1530	1595	1660	1660	2090	2150	2150
Total lateral	mm	980	980	1180	1180	1180	1180	1180
Total height	mm	2275	2315	2405	2470	2660	2805	2855
Weight	kg	690	930	1500	1875	1830	2350	2620

D Series


Hydraulic presses of double stanchion with fixed headstock

We have designed the D series workshop presses with five different power ranges, from 80 to 300 tonnes.

Specifically designed to perform work involving fretwork, deep-drawing, punching, bending, straightening, etc.

The latest generation D series hydraulic presses now feature a wide range of uses including the incorporation of equipment for bending and punching and the possibility of installing moulds and dies.

This series works with hydraulic pressure lower than 320 bar to ensure the greater durability of the whole hydraulic system.



DM-100 model



Punching tools set for diameters from 6 mm up to 40 mm with anti-deformation elastic hold-down.



Punching tools set for diameters from 6 to 160 mm.



Mechanical regulation of the cylinder.



Details of optional accessories

Stroke endings.



Folding tools set of 415 mm.



Folding tools set of 1020 mm.

Structure and tables

D series hydraulic presses consist of an electro welded structure made solely of S355JR steel. They are mechanized at the end of the structural welding process to ensure perfect parallelism and precision. Calculated and designed by finite software. With all this, we always guarantee our high precision and quality standards.

These models feature a mobile table which enables the equipment to be positioned at different heights. The equipment is secured by means of two center pins located in the center of the table, it incorporates four screws on each side to get a more solid fixation in case you want to install tools.

The raising and lowering system operates by chains driven by means of a hoist equipped with a gear reducer, it incorporates lateral wheels for guiding. The gear system is located in the rear outer part in order to leave the entire inner part of the table free.

It includes two flat blocks.

Two models are available:

DM models: The table is raised using a manually operated gear system.

DV models: The table is raised using a motor and a gear reducer.

Cylinder and hydraulic unit

The cylinder is double acting with a chrome plunger and maintenance-free anti wear guides, it's fitted with a removable and interchangeable hold-down plate to avoid the deterioration of the plunger and mechanized at the end to adapt tools.

Anti-turning of the cylinder with a millimeter frontal and stroke endings comes as standard which enable us to conveniently regulate the cylinder stroke.

A two-speed motorized hydraulic unit with automatic high speed deactivation. It's equipped with a cylinder decompression valve.

Glycerin gauge with reading in tonnes.

Electric installation and safety

The control panel features a switch enabling the user to select the desired type of work in a manual or semi-automatic position and a switch to select either the fast speed or slow speed.

Operation is carried out by low voltage electric pedals.

It meets and satisfies all the essential health and safety requirements in accordance with the CE standard.

They are supplied with an instruction manual.

Optional accessories

- Front pressure regulator.
- Punching tools set for diameters from 6 mm up to 40 mm with anti-deformation elastic hold-down.
- Punching tools set for diameters from 6 mm up to 100 mm with anti-deformation elastic hold-down.
- Punching tools set for diameters from 6 mm up to 160 mm.
- 415 mm long folding tools set. PROMECAM clamping system.
- 1020 mm long folding tools set, it includes 2 lateral guides to ensure the folding parallelism. PROMECAM clamping system.
- Mechanized lower table with DIN-650 grooves.
- Mechanized upper table with 2 or 4 guides and DIN-650 grooves.
- Mechanical regulation of the cylinder (only available of 80 and 100 tons).
- Operation by two hands push button with level IV security module.

D Series		DM-80	DM-100	DM-150	DV-220	DV-300
Power	Tn	80	100	150	220	300
Motor power	Kw	4	4	4	5,5	7,5
Table motor power	Kw	--	--	--	0,75	0,75
Working speed	mm/s	3,8	3,1	2	2,2	2
Approaching speed	mm/s	9,8	9,2	9,9	9	9,9
Return speed	mm/s	14,2	14,4	15,4	16,2	14,7
Maximum pressure	bar	320	320	320	320	320
Piston stroke	mm	250	250	250	300	300
Frontal light	mm	1050	1050	1050	1500	1500
Lateral light	mm	280	290	340	390	450
Max. vertical light	mm	910	920	920	1020	1030
Table light	mm	325	345	405	475	535
Total front	mm	1530	1600	1670	2140	2180
Total lateral	mm	980	980	1180	1500	1500
Total height	mm	2395	2465	2705	3165	3300
Weight	Kg	920	1170	1875	3360	3890

L Series

Hydraulic presses of double stanchion with headstock lateral displacement

We have designed the L series workshop presses with four different power ranges, from 100 to 300 tonnes.

Specifically designed to perform work involving fretwork, deep-drawing, punching, bending, straightening, etc.

The latest generation L series hydraulic presses now feature a wide range of uses including the incorporation of equipment for bending and punching and the possibility of installing moulds and dies.

This series works with hydraulic pressure lower than 320 bar to ensure the greater durability of the whole hydraulic system.



LM-100 model



Punching tools set for diameters from 6 mm up to 40 mm with anti-deformation elastic hold-down.



Punching tools set for diameters from 6 to 160 mm.



Mechanical regulation of the cylinder.



Details of optional accessories

Stroke endings.



Folding tools set of 415 mm.



Folding tools set of 1020 mm.

Structure and tables

L series hydraulic presses consist of an electro welded structure made solely of S355JR steel. They are mechanized at the end of the structural welding process to ensure perfect parallelism and precision. Calculated and designed by finite software. With all this, we always guarantee our high precision and quality standards.

These models feature a mobile table which enables the equipment to be positioned at different heights. The equipment is secured by means of two center pins located in the center of the table, it incorporates four screws on each side to get a more solid fixation in case you want to install tools. The raising and lowering system operates by chains driven by means of a hoist equipped with a gear reducer, it incorporates lateral wheels for guiding.

The gear system is located in the rear outer part in order to leave the entire inner part of the table free.

It includes two flat blocks.

Two different models are available:

LM models: The table is raised by means of a manually operated by a gear reducer and the headstock is moved by means of wheels on mechanized rails.

LV models: The table is raised by means of a motor and gear reducer. The headstock is moved by means of a steering wheel and a rack transmission system.

Cylinder and hydraulic unit

They have headstock lateral displacement provided with a manual locking system.

The cylinder is double acting with a chrome plunger and maintenance-free anti wear guides, it's fitted with a removable and interchangeable hold-down plate to avoid the deterioration of the plunger and mechanized at the end to adapt tools.

Anti-turning of the cylinder with a millimeter frontal and stroke endings comes as standard which enable us to conveniently regulate the cylinder stroke.

A two-speed motorized hydraulic unit with automatic high speed deactivation. It's equipped with a cylinder decompression valve.

Glycerin gauge with reading in tonnes.

Electric installation and safety

The control panel features a switch enabling the user to select the desired type of work in a manual or semi-automatic position and a switch to select either the fast speed or slow speed.

Operation is carried out by low voltage electric pedals.

It meets and satisfies all the essential health and safety requirements in accordance with the CE standard.

They are supplied with an instruction manual.

Optional accessories

- Front pressure regulator.
- Punching tools set for diameters from 6 mm up to 40 mm with anti-deformation elastic hold-down.
- Punching tools set for diameters from 6 mm up to 100 mm with anti-deformation elastic hold-down.
- Punching tools set for diameters from 6 mm up to 160 mm.
- 415 mm long folding tools set. PROMECAM clamping system.
- 1020 mm long folding tools set, it includes 2 lateral guides to ensure the folding parallelism. PROMECAM clamping system.
- Mechanized lower table with DIN-650 grooves.
- Mechanized upper table with 2 or 4 guides and DIN-650 grooves.
- Mechanical regulation of the cylinder (only available of 80 and 100 tons).
- Operation by two hands push button with level IV security module.

L Series		LM-100	LM-150	LV-220	LV-300
Power	Tn	100	150	220	300
Motor power	Kw	4	4	5,5	7,5
Table motor power	Kw	--	--	0,75	0,75
Working speed	mm/s	3,1	2	2,2	2
Approaching speed	mm/s	9,2	9,9	9	9,9
Return speed	mm/s	14,4	15,4	16,2	14,7
Maximum pressure	bar	320	320	320	320
Piston stroke	mm	250	250	300	300
Headstock displacement	mm	1050	1000	950	900
Frontal light	mm	1500	1500	1500	1500
Lateral light	mm	280	340	400	450
Max. vertical light	mm	920	920	1020	1020
Table light	mm	345	405	485	535
Total front	mm	2050	2120	2140	2180
Total lateral	mm	1180	1180	1500	1500
Total height	mm	2660	2805	3185	3330
Weight	Kg	1880	2450	3360	3890

F Series

Hydraulic presses of double stanchion with fixed table

We have designed the F series workshop presses with five different power ranges, from 80 to 300 tonnes.

Specifically designed to perform work involving fretwork, deep-drawing, punching, bending, straightening, etc.

The latest generation F series hydraulic presses now feature a wide range of uses including the incorporation of equipment for bending and punching and the possibility of installing hydraulic cushion or hydraulic ejector.

This series works with hydraulic pressure lower than 320 bar to ensure the greater durability of the whole hydraulic system.



FLV-220 model



FDM-80/3 E equipped with three independent headstocks.



FDV-220/2 E with two simultaneous work stations.



FLM-100 with headstock lateral displacement to work with different dies.



Details of optional accessories

Structure and tables

F series hydraulic presses consist of an electro welded structure made solely of S355JR steel. They are mechanized at the end of the structural welding process to ensure perfect parallelism and precision. Calculated and designed by finite software. With all this, we always guarantee our high precision and quality standards.

These models feature a fixed table to ensure greater robustness.

It includes two flat blocks.

Three different models are available:

FDM models: equipped with a fixed headstock and several headstocks may be installed on the same machine.

FLM models: equipped with a headstock of lateral displacement by wheels, featuring a manual locking system.

FLV models: equipped with a headstock of lateral displacement by steering wheel and a rack transmission system, featuring a manual locking system.

Cylinder and hydraulic unit

The cylinder is double acting with a chrome plunger and maintenance-free anti wear guides, it's fitted with a removable and interchangeable hold-down plate to avoid the deterioration of the plunger and mechanized at the end to adapt tools.

Anti-turning of the cylinder with a millimeter frontal and stroke endings comes as standard which enable us to conveniently regulate the cylinder stroke.

A two-speed motorized hydraulic unit with automatic high speed deactivation. It's equipped with a cylinder decompression valve.

Glycerin gauge with reading in tonnes.

Electric installation and safety

The control panel features a switch enabling the user to select the desired type of work in a manual or semi-automatic position and a switch to select either the fast speed or slow speed.

Operation is carried out by low voltage electric pedals.

It meets and satisfies all the essential health and safety requirements in accordance with the CE standard.

They are supplied with an instructions manual.

Optional accessories

- Front pressure regulator.
- Punching tools set for diameters from 6 mm up to 40 mm with anti-deformation elastic hold-down.
- Punching tools set for diameters from 6 mm up to 160 mm.
- Punching tools set for diameters from 6 mm up to 100 mm with anti-deformation elastic hold-down.
- 415 mm long folding tools set. PROMECAM clamping system.
- 1020 mm long folding tools set, it includes 2 lateral guides to ensure the folding parallelism. PROMECAM clamping system.
- Mechanized lower table with DIN-650 grooves.
- Mechanized upper table with 2 or 4 guides and DIN-650 grooves.
- Hydraulic cushion.
- Hydraulic ejector.
- Additional headstocks.
- Mechanical regulation of the cylinder (only available of 80 and 100 tons).
- Operation by two hands push button with level IV security module.
- Geometry adapted to your needs.

F Series		FDM-80	FDM-100	FDM-150	FDM-220	FDM-300	FLM-100	FLM-150	FLV-220	FLV-300
Power	Tn	80	100	150	220	300	100	150	220	300
Motor power	Kw	4	4	4	5,5	7,5	4	4	5,5	7,5
Working speed	mm/s	3,8	3,1	2	2,2	2	3,1	2	2,2	2
Approaching speed	mm/s	9,8	9,2	9,9	9	9,9	9,2	9,9	9	9,9
Return speed	mm/s	14,2	14,4	15,4	16,2	14,7	14,4	15,4	16,2	14,7
Maximum pressure	bar	320	320	320	320	320	320	320	320	320
Piston stroke	mm	250	250	250	300	300	250	250	300	300
Headstock displacement	mm	--	--	--	--	--	1050	1000	950	900
Frontal light	mm	1050	1050	1050	1500	1500	1500	1500	1500	1500
Lateral light	mm	180	190	240	270	330	180	240	280	330
Max. vertical light	mm	500	500	500	600	600	500	500	600	600
Table light	mm	320	340	400	470	530	340	400	480	530
Working height	mm	800	800	800	900	900	800	800	900	900
Total front	mm	1530	1600	1670	2140	2180	2050	2120	2140	2180
Total lateral	mm	750	800	800	1000	1000	800	800	1000	1000
Total height	mm	2240	2280	2405	2835	2925	2375	2470	2835	2925
Weight	Kg	1120	1750	2050	3680	4350	2170	2680	3720	4390

CD Series

Hydraulic presses with throat depth (C-frame)

We have designed the CD series with four different power ranges, from 50 to 150 tonnes.

Specifically designed to perform work involving deep-drawing, stamping, die-cutting, forming, etc.

The latest generation CD series hydraulic presses now feature a wide range of uses including the possibility of incorporating these machines in automatic production lines.

This series works with hydraulic pressure lower than 320 bar to ensure the greater durability of the whole hydraulic system.



CD-80 model



Punching tool set for diameters of 6 to 100 mm.



Structure and tables

CD series hydraulic presses consist of an electro welded structure made solely of S355JR steel. They are stabilized and mechanized at the end of the structural welding process to ensure perfect parallelism and precision. Calculated and designed by finite software. With all of this, we always guarantee our high precision and quality standards.

These models feature a mechanized lower C45E steel table with DIN-650 grooves.

Cylinder and hydraulic unit

The cylinder is double acting with a chrome plunger and maintenance-free anti wear guides, it's fitted with a removable and interchangeable hold-down plate to avoid the deterioration of the plunger and mechanized at the end to adapt tools, molds and matrix.

Anti-turning of the cylinder with a millimeter frontal and stroke endings comes as standard which enable us to conveniently regulate the cylinder stroke.

A two-speed motorized hydraulic unit with automatic high speed deactivation. It's equipped with a cylinder decompression valve. A pressure switch placed at the lateral part comes as standard which allows the regulation of the most appropriate pressure signal for each kind of pressing.

Glycerin gauge with reading in tonnes.

Electric installation and safety

The control panel features a switch enabling the user to select the desired type of work in manual or semi-automatic position and a switch to select either the fast speed or slow speed.

Electrical and hydraulic manoeuvres are redundant and self-controlled. They incorporate an additional safety hydraulic block and self-control devices for manoeuvre and safety.

Operation is carried out by two-hand push button with level IV security.

Safety is guaranteed using two fixed lateral protections and with a front opening of 600 mm.

They allow the installation of a hydraulic cushion or a hydraulic ejector.

It meets and satisfies all the essential health and safety requirements in accordance with the CE standard.

They are supplied with an instructions manual.

Optional accessories

- Vertical light 600 mm.
- Vertical light 800 mm.
- Piston stroke 450 mm.
- Punching tools set for diameters from 6 mm up to 40 mm with anti-deformation elastic hold-down.
- 415 mm long folding tools set. PROMECAM clamping system.
- Mechanical regulation of the cylinder (only available of 80 and 100 tons).
- Hydraulic ejector.
- Cooling equipment for hydraulic group by an air-oil system.
- Geometry adapted to your needs.

CD Series		CD-50	CD-80	CD-100	CD-150
Power	Tn	50	80	100	150
Motor power	Kw	4	4	5,5	7,5
Throat depth	mm	265	290	325	375
Working speed	mm/s	6,3	3,8	4,8	3,9
Approaching speed	mm/s	31	19	21	20
Return speed	mm/s	42	28	32	30
Maximum pressure	bar	320	320	320	320
Piston stroke	mm	250	250	250	250
Lower table	mm	450x450	500x500	550x550	650x650
Max. vertical light	mm	400	400	400	400
Working height	mm	850	850	900	950
Total front	mm	740	780	850	900
Total lateral	mm	1170	1330	1470	1660
Total height	mm	2080	2090	2155	2295
Weight	Kg	1480	1750	2500	3750

CM Series

Hydraulic presses with throat depth (C-frame) and top table

We have designed the CM series hydraulic presses with four different power ranges, from 50 to 150 tonnes.

Specifically designed to perform work involving deep-drawing, stamping, die-cutting, forming, etc.

The latest generation CM series hydraulic presses now feature a wide range of uses including the possibility of incorporating these machines in automatic production lines.

This series works with hydraulic pressure lower than 320 bar to ensure the greater durability of the whole hydraulic system.



CM-100 model

CM-100 E. Indexed splitter plate with two stations.



CM-150 E. Load cells on upper and lower table. Hydraulic cushion.



CM-250 E. Throat depth of 1600 mm. Frontal sliding lower table.



Structure and tables

CM series hydraulic presses consist of an electro welded structure made solely of S355JR steel. They are stabilized and mechanized at the end of the structural welding process to ensure perfect parallelism and precision. Calculated and designed by finite software. With all this, we always guarantee our high precision and quality standards.

These models feature mechanized lower and upper C45E steel table with DIN-650 grooves. The upper table ensures perfect alignment by means of two cylindrical lateral guides of 50 mm diameter with maintenance-free anti-friction bimetallic caps.

Cylinder and hydraulic unit

The cylinder is double acting with a chrome plunger and maintenance-free anti wear guides.

A regulation panel with a millimeter frontal front and stroke endings comes as standard which enable us to conveniently regulate the cylinder stroke.

A two-speed motorized hydraulic unit with automatic high speed deactivation. It's equipped with a cylinder decompression valve. A pressure switch placed at the lateral part comes as standard which allows the regulation of the most appropriate pressure signal for each kind of pressing.

Glycerin gauge with reading in tonnes.

Electric installation and safety

The control panel features a switch enabling the user to select the desired type of work in manual, semi-automatic or automatic position and a switch to select either the fast speed or slow speed.

Electrical and hydraulic manoeuvres are redundant and self-controlled. They incorporate an additional safety hydraulic block and self-control devices for manoeuvre and safety. It includes the verification and certification of the correct operation and the safety distance for the safety light curtains.

Operation is carried out by low voltage electric pedals.

Safety is guaranteed using two lateral protections and with level IV safety light curtains placed at the front.

They allow the installation of a hydraulic cushion or a hydraulic ejector.

It meets and satisfies all the essential health and safety requirements in accordance with the CE standard.

They are supplied with an instructions manual.

Optional accessories

- Vertical light 600 mm.
- Vertical light 800 mm.
- Piston stroke 450 mm.
- Mechanical regulation of the cylinder (only available of 80 and 100 tons).
- PLC SIEMENS mod. SIMATIC S7 1200 with 7" touch screen mod. KTP-700.
- Hydraulic cushion.
- Hydraulic ejector.
- Cooling equipment for hydraulic group by an air-oil system.
- Geometry adapted to your needs.

CM Series		CM-50	CM-80	CM-100	CM-150
Power	Tn	50	80	100	150
Motor power	Kw	4	5,5	7,5	7,5
Throat deph	mm	265	290	325	375
Working speed	mm/s	6,3	6	6,2	3,9
Approaching speed	mm/s	32	25	31	20
Return speed	mm/s	42	36	48	31
Maximum pressure	bar	320	320	320	320
Piston stroke	mm	250	250	250	250
Lower table	mm	700x450	700x500	800x550	900x650
Upper table	mm	550x300	600x350	650x400	700x450
Max. vertical light	mm	400	400	400	400
Working height	mm	850	850	900	950
Total front	mm	1160	1210	1240	1330
Total lateral	mm	1290	1460	1590	1750
Total height	mm	2085	2090	2250	2395
Weight	Kg	1750	2350	3150	4700

CF Series

Hydraulic presses with throat depth (C-frame) for medium and high production

We have designed the CF series hydraulic presses with three different power ranges, from 80 to 150 tonnes.

Specifically designed to perform work involving deep-drawing, stamping, die-cutting, forming, etc. for medium and high volumes.

The latest generation CF series hydraulic presses now feature a wide range of uses including the possibility of incorporating these machines in automatic production lines.

This series works with hydraulic pressure lower than 290 bar to ensure the greater durability of the whole hydraulic system.



CF-80 model

Lower hydraulic cushion and ejector.



PLC SIEMENS mod. SIMATIC S7 1200 with 7" touch screen mod. KTP-700.



Structure and tables

CF series hydraulic presses consist of an electro welded structure made solely of S355JR steel. They are stabilized and mechanized at the end of the structural welding process to ensure perfect parallelism and precision. Calculated and designed by finite software. With all of this, we always guarantee our high precision and quality standards.

These models feature a mechanized lower and upper C45E steel table with DIN-650 grooves. The upper table ensures perfect alignment by means of four cylindrical lateral guides of 50 mm diameter with maintenance-free anti-friction bimetallic caps.

Cylinder and hydraulic unit

The cylinder is single acting with a chrome plunger and maintenance-free anti wear guides.

For quick approaching and returning, 2 double-acting lateral cylinders with chrome plunger and anti-wearing guides have been installed, which allow us a fast approaching and return speed. Incorporates two independent hydraulic safety blocks.

A motorized hydraulic unit with a pre-filing valve for approaching and returning. Fixed flow rate pump for working at constant speed.

It is equipped with a directional valve, a pressure relief valve, a decompressing valve and an air-oil cooling system.

Glycerin gauge with reading in tonnes.

Electric installation and safety

A SIEMENS PLC mod. SIMATIC S7 1200 and adjustable control panel with 7" touch screen KTP-700 model comes as standard. It allows programming the power, the cylinder stroke and the speeds. With a storage capacity of 300 memories with different working cycles.

Electrical and hydraulic manoeuvres are redundant and self-controlled. They incorporate an additional safety hydraulic block and self-control devices for manoeuvre and safety. It includes the verification and certification of the correct operation and the safety distance for the safety light curtains.

Operation is carried out by low voltage electric pedals.

Safety is guaranteed using two lateral protections and with level IV safety light curtains placed at the front.

They allow the installation of a hydraulic cushion or a hydraulic ejector.

It meets and satisfies all the essential health and safety requirements in accordance with the CE standard.

They are supplied with an instructions manual.

Optional accessories

- Vertical light 800 mm.
- Adaptations to robotics.
- Hydraulic connections for peripheral systems.
- Hydraulic cushion.
- Hydraulic ejector.
- Geometry adapted to your needs.

CF Series		CF-80	CF-100	CF-150
Power	Tn	80	100	150
Motor power	Kw	7,5	7,5	7,5
Throat depth	mm	340	375	400
Working speed	mm/s	9	8	5,1
Approaching speed	mm/s	108	108	69
Return speed	mm/s	155	155	101
Maximum pressure	bar	290	290	290
Piston stroke	mm	450	450	450
Lower table	mm	800x550	850x600	900x650
Upper table	mm	650x400	700x450	750x500
Max. vertical light	mm	650	650	650
Working height	mm	900	900	950
Total front	mm	1210	1240	1360
Total lateral	mm	2050	2340	2135
Total height	mm	2630	2625	2910
Weight	Kg	2850	3900	4100

M Series

4-cylindrical column hydraulic press

We have designed the M series hydraulic presses with six different power ranges, from 50 to 300 tonnes.

Designed with four cylindrical columns for increased accuracy and capacity, specifically recommended to perform work involving deep-drawing, stamping, die-cutting, forming, etc.

This series works with hydraulic pressure lower than 320 bar to ensure the greater durability of the whole hydraulic system.



MV-100 model

Model ML-300 E for mold adjustment.



Model MV-600 E for elastoconforming.



Model MV-800 E electronic synchronized.



Structure and tables

M series hydraulic presses consist of three electro welded frames made solely of S355JR steel. They are stabilized and mechanized at the end of the structural welding process to ensure perfect parallelism and precision. Calculated and designed by finite software. With all this, we always guarantee our high precision and quality standards.

These models feature a mechanized lower and upper C45E steel table with DIN-650 grooves. We ensure a minimal friction in the vertical displacement of the upper table by installing alloy bimetallic bushings and a perfect parallelism by four chromed and rectified cylindrical columns.

Adjustments to the position of the upper table and changes in speed are controlled from a three-way side panel.

Cylinder and hydraulic unit

The cylinder is double acting with a chrome plunger and maintenance-free anti wear guides.

A two-speed motorized hydraulic unit with automatic high-speed deactivation. It's equipped with a cylinder decompression valve. Silent hydraulic pump. A pressure switch placed at the lateral part comes as standard which allows the regulation of the most appropriate pressure signal for each kind of pressing.

Glycerin gauge with reading in tonnes.

Electric installation and safety

The control panel features a switch enabling the user to select the desired type of work in manual, semi-automatic or automatic position and a switch to select either the fast or slow speed.

Electrical and hydraulic manoeuvres are redundant and self-controlled. They incorporate an additional safety hydraulic block and self-control devices for manoeuvre and safety. It includes the verification and certification of the correct operation and the safety distance for the safety light curtains.

Operation is carried out by low voltage electric pedals.

Safety is guaranteed using level IV safety light curtains situated at the front of the press, two fixed lateral protections panels and one practicable protection panel with a magnetic detector disconnection switch placed at the rear.

They allow the installation of a hydraulic cushion or a hydraulic ejector.

It meets and satisfies all the essential health and safety requirements in accordance with the CE standard.

They are supplied with an instructions manual.

Optional accessories

- Proportional valves of pressure and flow.
- PLC SIEMENS mod. SIMATIC S7 1200 with 7" touch screen mod. KTP-700.
- Frontal sliding lower table.
- Adaptations to robotics.
- Hydraulic cushion.
- Hydraulic ejector placed at the upper or lower table or both.
- Cooling equipment for hydraulic group by an air-oil system.
- Fast speed by prefilling valves and side cylinders.
- Hydraulic connections for peripheral systems.
- Geometry adapted to your needs.

M Series		MV-50	MV-80	MV-100	MV-150	MV-220	MV-300
Power	Tn	50	80	100	150	220	300
Motor power	Kw	4	5,5	7,5	7,5	11	11
Approaching speed	mm/s	32	25	31	20	17	13
Working speed	mm/s	6,3	6	6,2	3,9	3,8	2,8
Return speed	mm/s	42	36	48	31	30	18
Guides diameter	mm	60	80	100	120	120	150
Maximum pressure	bar	320	320	320	320	320	320
Piston stroke	mm	450	450	450	450	450	450
Useful table	mm	750x620	900x850	1050x950	1050x950	1200x950	1300x1000
Between columns	mm	750x410	900x600	1050x650	1050x590	1200x590	1300x570
Vertical light	mm	600	600	650	700	750	800
Working height	mm	750	800	800	800	900	900
Total front	mm	1470	1680	1880	1940	2240	2650
Total lateral	mm	1020	1330	1430	1490	1450	1500
Total height	mm	2650	2680	2780	2885	3125	3250
Weight	Kg	3200	3400	4300	5580	8500	10800

R Series

Hydraulic presses with solid-arch monoblock

We have designed the R series hydraulic presses with six different power ranges, from 80 to 500 tonnes.

Specifically designed to perform work involving deep-drawing, stamping, die-cutting, forming, etc.

The latest generation R series hydraulic presses now feature a wide range of uses including the possibility of incorporating these machines in automatic production lines.

This series works with hydraulic pressure lower than 320 bar to ensure the greater durability of the whole hydraulic system.



RM-100 model

Model RM-1000 E.
Cold stamping hydraulic press.



Model RM-500 E with CNC
and hydraulic ejector.



Interior detail



Structure and tables

R series hydraulic presses consist of an electro welded structure made solely of S355JR steel. They are stabilised and mechanized at the end of the structural welding process to ensure perfect parallelism and precision. Calculated and designed by finite software. With all this, we always guarantee our high precision and quality standards.

These models feature a mechanized lower and upper C45E steel table with DIN-650 grooves. The upper table ensures perfect alignment by means of four cylindrical lateral guides with maintenance-free anti-friction bimetallic caps.

Adjustments to the position of the upper table and changes in speed are controlled from a three-way side panel.

Cylinder and hydraulic unit

The cylinder is double acting with a chrome plunger and maintenance-free anti wear guides.

A two-speed motorized hydraulic unit with automatic high-speed deactivation. It's equipped with a cylinder decompression valve. A pressure regulator placed at the lateral part comes as standard which allows the regulation of the most appropriate pressure for each kind of pressing.

Glycerin gauge with reading in tonnes.

Electric installation and safety

The control panel features a switch enabling the user to select the desired type of work in a manual, semi-automatic or automatic position and a switch to select either the fast speed or slow speed.

Electrical and hydraulic manoeuvres are redundant and self-controlled. They incorporate an additional safety hydraulic block and self-control devices for manoeuvre and safety. It includes the verification and certification of the correct operation and the safety distance for the safety light curtains.

Operation is carried out by low voltage electric pedals.

Safety is guaranteed using level IV safety light curtains placed at the front of the press, two fixed lateral protections panels and one practicable protection panel with a magnetic detector disconnection switch placed at the rear.

They allow the installation of a hydraulic cushion or a hydraulic ejector.

It meets and satisfies all the essential health and safety requirements in accordance with the CE standard.

They are supplied with an instructions manual.

Optional accessories

- Mechanical regulation of the cylinder (only available of 80 and 100 tons).
- PLC SIEMENS mod. SIMATIC S7 1200 with 7" touch screen mod. KTP-700.
- Fast approaching speed by prefilling valves and side cylinders.
- Hydraulic cushion.
- Hydraulic ejector placed at the upper or lower table or both
- Cooling equipment for hydraulic group by an air-oil system.
- Geometry adapted to your needs.

R Series		RM80	RM100	RM150	RM220	RM300	RM500
Power	Tn	80	100	150	220	300	500
Motor power	Kw	5,5	7,5	7,5	11	11	15
Approaching speed	mm/s	25	30	20	17	13	10
Working speed	mm/s	6	6,2	3,9	3,8	2,8	2,4
Return speed	mm/s	36	48	30	30	19	17
Guides diameter	mm	50	50	50	60	60	80
Max. pressure	bar	320	320	320	320	320	320
Piston stroke	mm	250	250	250	300	300	500
Lower table size	mm	700x500	700x500	750x550	800x600	850x650	1000x850
Top table size	mm	600x450	600x450	650x500	700x550	750x600	1000x800
Front light	mm	800	800	850	900	950	1150
Vertical light	mm	400	400	400	500	500	700
Working height	mm	900	900	950	1000	1000	1000
Total front	mm	1500	1525	1750	1875	2025	2585
Total width	mm	1025	1075	1110	1095	1225	1470
Total height	mm	2500	2575	2720	3045	3130	3610
Weight	Kg	2080	2340	3250	4680	6490	12150

T Series

Hydraulic presses with sliding bridge and headstock lateral displacement

We have designed the T series hydraulic presses with three different power ranges, from 150 to 300 tonnes.

They are especially designed for the straightening of electro welded structures and flame cut sheets.


Their design facilitates the loading and unloading of large volume parts, sheets or structures. It allows access to the different pressing points without the need to move the part thanks to the lateral displacement of the cylinder and the longitudinal displacement of the bridge.

This series works with hydraulic pressure lower than 320 bar to ensure the greater durability of the whole hydraulic system.



TL-300 model

Cylinder extender. (optional)



Model TL-400/6000
with milled lower table.
(optional)



Structure and tables

T series hydraulic presses consist of an electro welded structure made solely of S355JR steel. They are stabilized and mechanized at the end of the structural welding process to ensure perfect parallelism and precision. Calculated and designed by finite software. With all this, we always guarantee our high precision and quality standards.

The longitudinal displacement of the bridge is motorized, it is controlled by a frequency inverter and driven by a cogged belt.

The lateral displacement of the headstock is motorized, and in the models of 220 and 300 Tn, it is controlled by means of a frequency inverter.

Cylinder and hydraulic unit

The cylinder is double acting with a chrome plunger and maintenance-free anti wear guides. It's fitted with a removable and interchangeable hold-down plate to avoid the deterioration of the plunger and mechanized at the end to adapt tools.

Anti-turning of the cylinder with a millimeter frontal and stroke endings comes as standard which enable us to conveniently regulate the cylinder stroke.

A two-speed motorized hydraulic unit with automatic high-speed deactivation. It's equipped with a cylinder decompression valve. A pressure regulator placed at the lateral part comes as standard which allows the regulation of the most appropriate pressure for each kind of pressing.

Glycerin gauge with reading in tonnes.

Electric installation and safety

The control panel features a switch enabling the user to select the desired type of work in a manual or semi-automatic position.

Operation is carried out by means of a low voltage pendant control station, it incorporates a double push button to go up or down at a slow speed and a double push button to go up or down at fast speed. It includes emergency stop and a maneuver confirmation button.

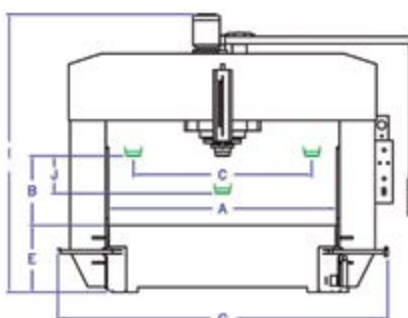
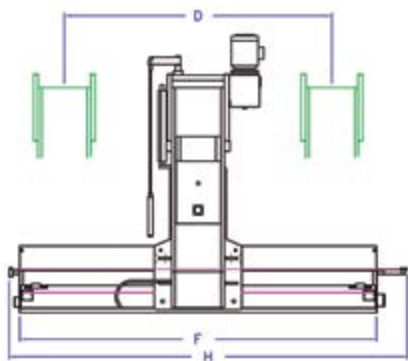
Safety is guaranteed using a line-operated safety installed on the perimeter.

It meets and satisfies all the essential health and safety requirements in accordance with the CE standard.

They are supplied with an instructions manual.

Optional accessories

- Milling lower table of 3,000×1,550 for TL-150.
- Milling lower table of 3,500×2,040 for TL-220.
- Milling lower table of 4,000×2,540 for TL-300.
- 8 ejector cylinders installed on the lower table, power 2 tonnes each one for TL-150.
- 12 ejector cylinders installed on the press table, power 2 tonnes each one for TL-220/300.
- 250 mm cylinder extender.
- Geometry adapted to your needs.



T Series		TL-150	TL-220	TL-300
Power	Tn	150	220	300
Motor power	Kw	4	5,5	7,5
Approaching speed	mm/s	9,9	9	9,9
Working speed	mm/s	2	2,2	2
Return speed	mm/s	15,4	16,2	14,7
Max press	bar	320	320	320
Piston stroke - J	mm	450	450	450
Lower table size	mm	1550x3000	2045x3500	2545x4000
Headstock movement - C	mm	1100	1550	2000
Bridge movement - D	mm	2150	2500	3000
Frontal light - A	mm	1565	2060	2560
Lateral light - B	mm	700	700	700
Working height - E	mm	600	700	750
Total front - G	mm	2500	3200	3660
Total lateral - H	mm	3250	3780	4280
Total height - I	mm	2550	2990	3120
Weight	Kg	6500	9400	13400

HV Series

Cambering and straightening presses

We have designed the HV series hydraulic presses with three different power ranges, from 150 to 300 tonnes.

Specifically designed to perform works involving the straightening and bending of profiles, bars and beams.

The horizontal design of the machine permits an easy handling of large beams and profiles.

The latest generation of HV series hydraulic presses now feature a wide range of uses including the possibility of attaching a variety of tools to these machines.

This series works with hydraulic pressure lower than 320 bar to ensure the greater durability of the whole hydraulic system.



Model HV-300 with optional accessory of basic feeding rails of 3000 mm adjustable in height.

Top view.



Electric box and regulated panel with stroke endings.



Structure and tables

HV series hydraulic presses consist of an electro-welded "C" structure made solely of S355JR steel. They are stabilized and mechanized at the end of the structural welding process to ensure perfect parallelism and precision. Calculated and designed by finite software. With all of this, we always guarantee our high precision and quality standards.

These models feature a mechanized pushing main table and a supporting back table, both made of high strength steel, with DIN-650 grooves. Includes, as standard, supporting blocks made of C45E steel.

The main table ensures perfect alignment by means of four cylindrical lateral guides with maintenance-free anti-friction bimetallic caps.

Includes, as standard two height-adjustable accompanying roller, each one at both sides.

Cylinder and hydraulic unit

The cylinder is double acting with a chrome plunger and maintenance-free anti wear guides.

A regulating panel with stroke endings comes as standard which enables us to conveniently regulate the cylinder stroke.

A two-speed motorized hydraulic unit with automatic high speed deactivation. It's equipped with a cylinder decompression valve. Includes as standard, a lateral pressure regulator which allows the adjustment of the most appropriate pressure for each type of work.

Glycerin gauge with reading in tonnes.

Electric installation and safety

The control panel features a switch enabling the user to select the desired type of work in a manual or semi-automatic position and a switch to select the high speed or the low speed.

Operation is carried out by low voltage electric pedals.

It meets and satisfies all the essential health and safety requirements in accordance with the CE standard.

They are supplied with an instructions manual.

Optional accessories

- Basic supply rails with a length of 3.000 mm to 12.000 mm with height adjustment.
- Motorized supply rails with a length of 3.000 mm to 12.000 mm.
- Hydraulic elevation and inclination of the supply rails.
- 415mm long folding tools set. PROMECAM clamping system.
- PLC SIEMENS mod. SIMATIC S7 1200 with 7" touch screen mod. KTP-700.
- Cooling equipment for the hydraulic unit.
- Geometry adapted to your needs.

HV Series		HV-150	HV-220	HV-300
Power	Tn	150	220	300
Motor power	Kw	4	5,5	7,5
Approaching speed	mm/s	9,9	9	9,9
Working speed	mm/s	2	2,2	2
Return speed	mm/s	15,4	16,2	14,7
Diameter of guides	mm	50	60	60
Maximum pressure	bar	320	320	320
Piston stroke	mm	450	450	450
Supporting table	mm	2000x500	2500x600	2500x750
Main table	mm	500x500	600x600	750x750
Max. light between tables	mm	700	800	900
Supporting blocks	mm	100x100x500	120x120x600	150x150x750
Working height	mm	900	950	950
Total front	mm	2520	3800	3200
Total lateral	mm	2000	2500	2500
Total height	mm	1570	1700	1840
Weight	Kg	6700	11150	13300

Special presses

Custom built manufacturing

HIDROGARNE TL-400/6000 E

TL-400/6000-E is especially designed for the straightening of electro welded structures and oxycut sheets of big thick.

Technical features

- Force: 400 Tn
- Motor power: 11 Kw
- Piston stroke: 450 mm
- Maximum pressure: 319 bar
- Approaching speed: 10 mm/s
- Working speed: 3 mm/s
- Return speed: 18 mm/s
- Frontal light: 2.560 mm
- Table measures: 6000×2500 mm
- Maximum vertical light: 700 mm
- Headstock displacement: 1900 mm
- Frame displacement: 4900 mm
- Working height: 800 mm
- Total length: 6.000 mm
- Total width: 3.650 mm
- Total height: 3.250 mm
- Weight: 28.500 Kg



HIDROGARNE FDV-330 E

FDV-330 E is especially efficient in forming and die-cutting works. This model incorporates a communication interface for robotics.

Technical features

- Power: 330 Tn
- Number of cylinders: 3
- Vertical lights between tables: 730 mm
- Pistons stroke: 450 mm
- Table dimensions: 3.100×1.400 mm
- Between columns: 3.170×1.300 mm
- Guides diameter: 80 mm
- Approaching speed: 75 mm/s
- Working speed: 5,75 mm/s
- Return speed: 75 mm/s
- Working height: 900 mm
- Hydraulic group
 - Motor power: 22 Kw
 - Maximum pressure: 290 bar
- Total front: 4.220 mm
- Total lateral: 2.105 mm
- Total height: 3.225 mm
- Weight: 23.500 Kg



HIDROGARNE MV-250 E

MV-250 E is designed with four cylindrical columns to achieve greater precision and capacity, and especially manufactured to perform deep drawing work.

Technical features

- Power: 250 Tn
- Motor power: 20 Hp
- Pressure maximum: 260 bar
- Maximum vertical light: 1.000 mm
- Minimum vertical light: 500 mm
- Cylinder stroke: 500 mm
- Distance between columns: 2.500×700 mm
- Working table size: 2.500×1.150 mm
- Column diameter: 150 mm
- Approaching speed: 80 mm/s
- Working speed: 7 mm/s
- Return speed: 105 mm/s
- Distribution of area hydraulic cushion: 950×750 mm
- Working height: 1.100 mm
- Total height: 3.650 mm
- Height: 15.000 Kg



HIDROGARNE MV-1000 E

MV-1000 E model designed with four columns and especially manufactured to vulcanizing works. This model incorporates two heated plates which can reach 250 °C of temperature. Bottom table with front hydraulic extraction with capacity to move loads until 25 Tn. This model incorporates an ejector of 150 Tn. to un-mold pieces.

Technical features

- Power: 1.000 Tn
- Speed: 2
- Motor power: 30 Kw
- Maximum working pressure: 300 bar
- Approaching speed: 90 mm/s
- Working speed: 3 mm/s
- Return speed: 110mm/s
- Piston stroke: 1.500 mm
- Frontal light: 1.750 mm
- Lateral light: 800 mm
- Vertical light: 2.500 mm
- Useful dimensions of the tables: 1.500×1.500 mm
- Diameter of the guides: 250 mm
- Weight: 60.000 Kg



Special presses

Custom built manufacturing

HIDROGARNE CM-250 E

CM-250 E with throat depth of 1600 mm, especially designed to die-cutting and closing of valves. This model incorporates a NC KPT-400 with proportional valves to control with total precision the approximation stroke, work, return and pressure.

Technical features

- Power: 250 TN
- Main motor power: 15 Kw
- Piston stroke: 1200 mm
- Maximum pressure: 260 bar
- Approaching speed: 80 mm/s
- Working speed: 4 mm/s
- Return speed: 80 mm/s
- Maximum vertical light: 1.500 mm
- Throat depth: 1.600 mm
- Working height: 1.000 mm
- Upper table: 1.200×1.200 mm
- Lower table: 2.000×2.400 mm
- Weight: 55.000 Kg



HIDROGARNE MV-800 E

MV-800 E model, specially designed and manufactured for the adjustment and testing of moulds and dies. Hydraulic press with four cylindrical columns and synchronized electronic system to warranty the parallelism in irregular pressing work. Structure designed to concentrate the efforts to maximum power in 1/3 of the working surface.

Technical features

- Power: 800 Tn.
- Opening power: 80 Tn.
- Motorized speeds: 1
- Motor power: 55 kw + 55 kw (75+75 CV).
- Auxiliary motors power: 5,3 kw
- Working pressure: 250 bar
- Pre-filling quick speed: 110 mm/s.
- Working speed: 6 mm/s.
- Return speed: 180 mm/s.
- Cylinder stroke: 1.000 mm.
- Height between plates: 1.500 mm.
- Useful dimensions of plates: 3.100×2.000 mm.
- Lower table displacement: 2.000 mm.
- Distance between columns: 3.100×1.300 mm.
- Total dimensions: 3.800×4.500 mm.
- Total height: 6.400 mm.
- Weight: 134.600 Kg



HIDROGARNE RM-1000 E

RM-1000 E specially designed to do stamping and cold forming works. This model incorporates a NC Siemens KP-400 with PLC SIEMENS S-7 to regulate the upper table stroke and changes of speed.

Technical features

- Power: 1000 Tn.
- Motor power: 36 Kw
- Approaching speed: 60 mm/s
- Working speed: 4mm/s
- Return speed: 90 mm/s
- Cylinder stroke: 500 mm/s
- Upper table: 1450×900 mm
- Lower table: 1450×960 mm
- Vertical light: 700 mm
- Working height: 990 mm
- Total front: 3.000 mm
- Total lateral: 1.500 mm
- Toatal height: 3.650 mm
- Weight: 21.650 Kg



HIDROGARNE MV-600 E

MV-600 E is specially designed and manufactured to perform works involving elasto-conformed in aeronautical sector.

Technical features

- Power: 600 Tn
- Speeds: 2
- Motor power: 22 Kw
- Maximum working pressure: 250 bar
- Approaching speed: 15 mm/s
- Working speed: 3 mm/s
- Return speed: 25 mm/s
- Cylinder stroke: 500 mm
- Frontal light: 800 mm
- Lateral light: 600 mm
- Vertical light: 800 mm
- Working height: 1.000 mm
- Upper table dimensions: 1.350×1.150 mm
- Guides diameter: 200 mm
- Lower table dimensions: 1.350×1.150 mm
- Weight: 20.000 Kg



HIDROGARNE

**Ctra. N-II km. 496 · Pol. Ind. Hostal Nou, 2
25250 Bellpuig, Lleida, Spain**

Tel: +34 973 320 666

Email: info@hidrogarne.com



www.hidrogarne.com

