




SILTEC®

K A B E L H Y G I E N E
K A B E L V E R L E G E S Y S T E M E

STANDARDGITRINNEN

Offene Rinne



PRODUKTINFORMATION



Inhaltsverzeichnis

Offene Kabelrinnen, S25 - S26, S30M - S35W	Seite	4 - 5
Offene Kabelrinnen, S36 - S39W, S30-X - S36-X	Seite	6 - 7
Offene Kabelrinnen, S27 - S29	Seite	8 - 9
Spezialbefestigung, Werkzeug und Zubehör	Seite	10 - 11
Systemteilewahl, Verbindungen, Bögen, Kreuzungen und T-Stücke ..	Seite	12 - 13
Montageanleitungen	Seite	14 - 15



SILTEC KABELVERLEGESYSTEME

SILTEC Kabelverlegesysteme sind ein auf optimale Funktion entwickeltes Produkt: Einfach, zugänglich für Reinigung und günstig für Wärmeabgabe .

SILTEC Kabelverlegesystem ist ein Qualitätsprodukt von hoher Lebensdauer. Alle Gitterkabelrinnen sind aus Rundmaterial - $\varnothing 4$, $\varnothing 5$ und $\varnothing 6$ mm - mit einem optimalen Finish hergestellt. Das schont Kabel und Schläuche.

SILTEC Kabelverlegung eignet sich für:

- Lebensmittelindustrie
- Chemische Industrie
- Holzindustrie
- Maschinenbau
- Büro und EDV-Installationen
- Elektrische Installationen im Allgemeinen

Die Kabelrinnen werden in Längen von 3 Metern geliefert. Die Breite beträgt 25 bis 600 mm, Höhe 25 bis 125 mm.

Kabelrinnen werden auch nach Mass hergestellt.

SILTEC löst die Probleme der Energiebeförderung über Kabel einfach, effizient und umweltfreundlich.

SILTEC Industrie-Kabelrinnen werden in vier Qualitäten hergestellt:

- Edelstahl (V2A und V4A)
- Galv. verzinkt
- Feuerverzinkt

Dies verhindert die Korrosion und gibt hervorragende Widerstandsfähigkeit gegen chemische Einwirkungen.

SILTEC KABELVERLEGESYSTEME

- werden wie folgt geliefert:



Offene Kabelrinnen



Kabelrinnen m. Verriegelung



Compact Kabelrinnen



Schwerlastträger











Einzelkabelrinne

Weiterhin liefern wir eine Vielzahl von Spezialkabelrinnen und haben ein grosses Programm an Beschlägen, Verbindern und Zubehör.

Siltec Gitterkabelrinnen - offen

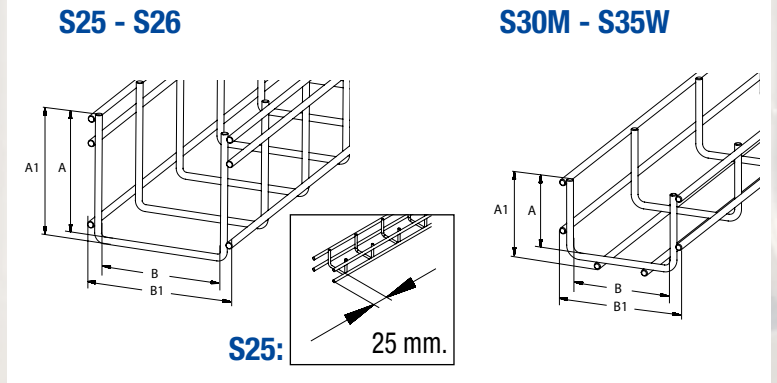
Übersicht

S25		25 x 25 x 3000 mm - ø4 Edelstahl (V4A) 570598 620105 6 Edelstahl (V2A) 570598 720105 5 Feuerverzinkt 570598 520105 7 Galv. verzinkt 570598 320105 9
S26		50 x 50 x 3000 mm - ø4 Edelstahl (V4A) 570598 620106 3 Edelstahl (V2A) 570598 720106 2 Feuerverzinkt 570598 520106 4 Galv. verzinkt 570598 320106 6
S30M		35 x 40 x 3000 mm - ø4 Edelstahl (V2A) 570598 720117 8 Feuerverzinkt 570598 520117 0 Galv. verzinkt 570598 320117 2
S30		45 x 60 x 3000 mm - ø4 Edelstahl (V4A) 570598 620118 6 Edelstahl (V2A) 570598 720118 5 Feuerverzinkt 570598 520118 7 Galv. verzinkt 570598 320118 9
S30*		45 x 60 x 3000 mm - *ø5 Edelstahl (V4A) 570598 620119 3 Edelstahl (V2A) 570598 720119 2 Feuerverzinkt 570598 520119 4 Galv. verzinkt 570598 320119 6
S35		55 x 100 x 3000 mm - ø4 Edelstahl (V2A) 570598 720120 8 Feuerverzinkt 570598 520120 0 Galv. verzinkt 570598 320120 2
S35*		55 x 100 x 3000 mm - *ø5 Edelstahl (V4A) 570598 640120 3 Edelstahl (V2A) 570598 740120 2 Feuerverzinkt 570598 540120 4 Galv. verzinkt 570598 340120 6
S35W		55 x 150 x 3000 mm - ø5 Edelstahl (V4A) 570598 620120 9 Edelstahl (V2A) 570598 720121 5 Feuerverzinkt 570598 520121 7 Galv. verzinkt 570598 320121 9



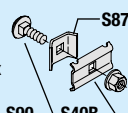


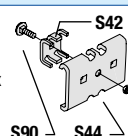
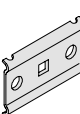





S30

Masszeichnungen

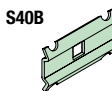
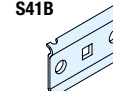


	S25	S26	S30M	S30	S30*	S35	S35*	S35W
A:	24	50	36	45	45	51	51	51
A1:	27	54	44	53	55	61	61	61
B:	28	50	40	62	62	100	100	149
B1:	42	66	52	78	82	115	119	169

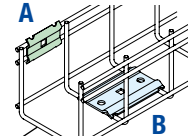
Verbindungssteile

 <p>S40 Verbindungssatz Edelstahl (V4A) 570598 650501 7 Feuerverzinkt 570598 550501 8 Galv. verzinkt 570598 350501 0</p>	 <p>S40B Klemmplatte Edelstahl (V4A) 570598 650512 3 Feuerverzinkt 570598 550512 4 Galv. verzinkt 570598 350512 6</p>	 <p>S42 Verbindungsbügel Edelstahl (V4A) 570598 650508 6 Feuerverzinkt 570598 550508 7 Galv. verzinkt 570598 350508 9</p>
 <p>S150 Verbindungssatz Edelstahl (V4A) 570598 650150 7</p>	 <p>S41B Klemmplatte Edelstahl (V4A) 570598 650513 0 Edelstahl (V2A) 570598 750513 7 Feuerverzinkt 570598 550513 1 Galv. verzinkt 570598 350513 3</p>	 <p>S87 Klemmkopfplatte Edelstahl (V4A) 570598 680596 4 Feuerverzinkt 570598 580596 5 Galv. verzinkt 570598 380596 7</p>
 <p>S14/ S330 Aufhängung Polypropylen S14, ø4 mm 570598 199610 0 S330, ø5 mm 570598 699330 2</p>	 <p>S14M Aufhängung Polypropylen 570598 199611 7</p>	 <p>S90 Bolzensatz Edelstahl (V4A) 570598 685596 9 Feuerverzinkt 570598 585596 0 Galv. verzinkt 570598 385596 2</p>
 <p>S90H Hakenschraube Edelstahl (V2A) 570598 785598 2</p>		

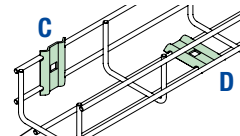
Anwendungsbeispiele mit Klemmplatte S40B und S41B

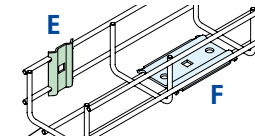
	S25	S26	S30M	S30	S35	S35W
S40B	A, F	E	C, F	C, D	C	C
S41B	-	A, B	G	G, F	G, H	G, H



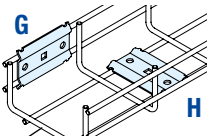
S27



S30



S30







S35


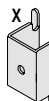


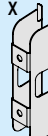

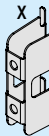

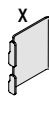
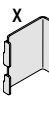

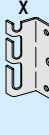




Befestigungen

Weitere Befestigungen, Verbinder und Zubehörteile auf Seite 10 - 11



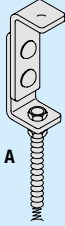
Schweissanschluss:

 <p>S51 Schweissanschluss Edelstahl (V4A) 570598 655545 6</p>	 <p>S52 Schweissanschluss Edelstahl (V4A) 570598 655546 3</p>	 <p>S60 Schweissanschluss Edelstahl (V4A) 570598 655554 8</p>	 <p>S63 Schweissanschluss Edelstahl (V4A) 570598 655557 9</p>
---	---	---	---

Wandanschluss:

 <p>S46 Wandanschluss X: 20 mm Edelstahl (V4A) 570598 655540 1</p>	 <p>S47 Wandanschluss X: 20 mm Edelstahl (V4A) 570598 655541 8</p>	 <p>S56 Wandanschluss X: 15 mm Edelstahl (V4A) 570598 655550 0</p>	 <p>S57 Wandanschluss X: 20 mm Edelstahl (V4A) 570598 655551 7</p>
 <p>S153 Wandanschluss X: 50 mm Edelstahl (V4A) 570598 650153 8</p>	 <p>S154 Wandanschluss X: 50 mm Edelstahl (V4A) 570598 650154 5</p>	 <p>S155 Wandanschluss X: 50 mm Edelstahl (V4A) 570598 650155 2</p>	
 <p>S145 Wandaufhänger X: 50 mm Edelstahl (V2A) 570598 755530 1 Feuerverzinkt 570598 555532 7</p>	 <p>S145M Wandaufhänger X: 50 mm Edelstahl (V2A) 570598 755531 8</p>	 <p>S146 Wandaufhänger X: 50 mm Edelstahl (V2A) 570598 750146 9</p>	
 <p>S45M Wandaufhänger X: 20 mm Edelstahl (V4A) 570598 655531 9 Feuerverzinkt 570598 555531 0 Galv. verzinkt 570598 355531 2</p>	 <p>S45 Wandaufhänger X: 20 mm Edelstahl (V4A) 570598 655530 2 Feuerverzinkt 570598 555530 3 Galv. verzinkt 570598 355530 5</p>	 <p>S80 Multiaufhänger A: 130 B: 120 mm X: 20 mm Edelstahl (V4A) 570598 665591 0 Feuerverzinkt 570598 565591 1 Galv. verzinkt 570598 365591 3</p>	
 <p>S81 Multiaufhänger A: 200 B: 120 mm X: 20 mm Edelstahl (V4A) 570598 665592 7 Feuerverzinkt 570598 565592 8 Galv. verzinkt 570598 365592 0</p>	 <p>S65 Wandausleger A: 145 mm Edelstahl (V4A) 570598 665560 6 Feuerverzinkt 570598 565560 7 Galv. verzinkt 570598 365560 9</p>	 <p>S66 Wandausleger A: 245 mm Edelstahl (V4A) 570598 665561 3 Feuerverzinkt 570598 565561 4 Galv. verzinkt 570598 365561 6</p>	

Pendel










 <p>S71 Deckenpendel S71/500: A: 500 mm Edelstahl (V4A) 570598 665571 2 Feuerverzinkt 570598 565571 3 Galv. verzinkt 570598 365571 5 S71/250: A: 250 mm Edelstahl (V4A) 570598 665573 6 S71/750: A: 750 mm Edelstahl (V4A) 570598 665574 3</p>
 <p>S72 Deckenpendelverlängerung A: 1000 mm Edelstahl (V4A) 570598 665575 0 Feuerverzinkt 570598 565575 1 Galv. verzinkt 570598 365575 3</p>
 <p>S73 Deckenpendel A: 1000 mm Edelstahl (V4A) 570598 665572 9 Feuerverzinkt 570598 565572 0 Galv. verzinkt 570598 365572 2</p>



Übersicht	S25	S26	S30M	S30/ø4	S30/ø5	S35/ø4	S35/ø5	S35W
Verbinder								
S90	●	●	●	●	●	●	●	●
S14		●	●	●		●		
S14M	●							
S330					●		●	●
S40	●							
S150		●	●	●	●	●	●	●
S40B	●	●	●	●	●	●	●	●
S41B	●	●	●	●	●	●	●	●
S90H	●	●	●	●	●	●	●	●
Schweissanschluss								
S51	A							
S52		A	A	A,B	A,B	A	A	A
S60	D							
S63		D	D	D	D	D	D	D
Wandanschluss:								
S46	A							
S47		A						
S56	D							
S57		D						
S153				D	D	D	D	D
S154			D					
S155	D							
S145						B	B	B
S145M			A	A,B	A,B	A	A	A
S146	A		B					
S45M			B,D	A,B,C,D	A,B,C,D	A,D	A,D	A,D
S45		A,D	B,D	A,B,C,D	A,B,C,D	A,B,C,D	A,B,C,D	A,B,C,D
S80		A	A	A	A	A	A	A
S81		A	A	A	A	A	A	A
S87	●	●	●	●	●	●	●	●
S65		●	●	●	●	●	●	●
S66								●
S71/S72/S73	●	●	●	●	●	●	●	●

Siltec Gitterkabelrinnen - offen

Übersicht

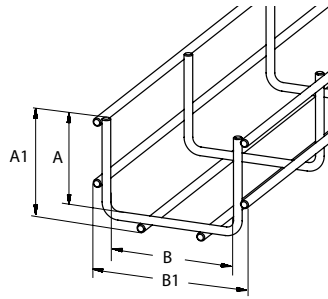
S36		55 x 200 x 3000 mm - ø5 Edelstahl (V4A) 570598 640121 0 Edelstahl (V2A) 570598 740121 9 Feuerverzinkt 570598 540121 1 Galv. verzinkt 570598 340121 3
S37		55 x 300 x 3000 mm - ø5 Edelstahl (V4A) 570598 640122 7 Edelstahl (V2A) 570598 740122 6 Feuerverzinkt 570598 540122 8 Galv. verzinkt 570598 340122 0
S38		55 x 400 x 3000 mm - ø5 Edelstahl (V4A) 570598 640123 4 Edelstahl (V2A) 570598 740123 3 Feuerverzinkt 570598 540123 5 Galv. verzinkt 570598 340123 7
S39		55 x 500 x 3000 mm - ø5 Edelstahl (V2A) 570598 740124 0
S39W		55 x 600 x 3000 mm - ø5 Edelstahl (V2A) 570598 740126 4 Feuerverzinkt 570598 540126 6
S30M-X		50 x 57 x 3000 mm - ø4 Edelstahl (V2A) 570598 786175 4
S30-X		67 x 67 x 3000 mm - ø4 Edelstahl (V2A) 570598 786180 8
S35-X		67 x 100 x 3000 mm - ø4 Edelstahl (V2A) 570598 786181 5
S36-X		67 x 200 x 3000 mm - ø5 Edelstahl (V2A) 570598 786185 3



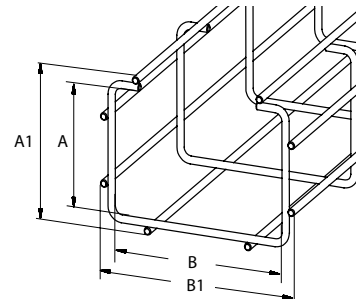
S35-X

Masszeichnungen

S36 - S39W

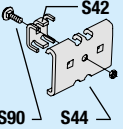

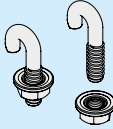
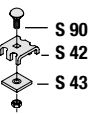
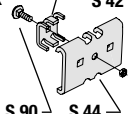


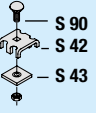
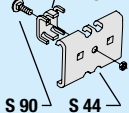




S30-X - S36-X



	S36	S37	S38	S39	S39W	S30M-X	S30-X	S35-X	S36-X
A:	51	51	51	51	51	51	70	70	73
A1:	61	61	61/62	61	61	66	85	85	93
B:	200	300	400	500	600	56	68	114	207
B1:	220	320	420	520	620	70	86	129	227

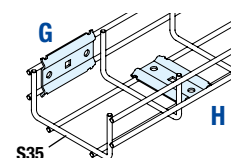
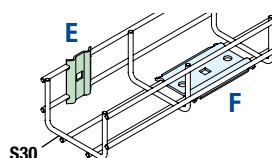
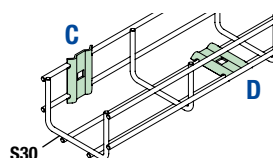
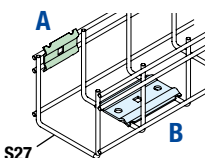
Verbinder und Befestigungszubehör

<p>2 x</p>  <p>S90 S42 S44</p>	<p>S150 Verbindungssatz</p> <p>Edelstahl (V4A) 570598 650150 7 Feuerverzinkt 570598 550150 8 Galv. verzinkt 570598 350150 0</p>	 <p>S40B Klemmplatte</p> <p>Edelstahl (V4A) 570598 650512 3 Feuerverzinkt 570598 550512 4 Galv. verzinkt 570598 350512 6</p>	 <p>S90H Hakenschraube</p> <p>Edelstahl (V2A) 570598 785598 2</p>
<p>1 x</p>  <p>S90 S42 S43</p> <p>2 x</p>  <p>S90 S42 S44</p>	<p>S151 Verbindungssatz</p> <p>Edelstahl (V4A) 570598 650151 4 Feuerverzinkt 570598 550151 5 Galv. verzinkt 570598 350151 7</p>	 <p>S41B Klemmplatte</p> <p>Edelstahl (V4A) 570598 650513 0 Edelstahl (V2A) 570598 750513 7 Feuerverzinkt 570598 550513 1 Galv. verzinkt 570598 350513 3</p>	 <p>S87 Klemmkopfplatte</p> <p>Edelstahl (V4A) 570598 680596 4 Feuerverzinkt 570598 580596 5 Galv. verzinkt 570598 380596 7</p>
<p>2 x</p>  <p>S90 S42 S43</p> <p>2 x</p>  <p>S90 S42 S44</p>	<p>S152 Verbindungssatz</p> <p>Edelstahl (V4A) 570598 650152 1 Feuerverzinkt 570598 550152 2 Galv. verzinkt 570598 350152 4</p>	 <p>S42 Verbindungsbügel</p> <p>Edelstahl (V4A) 570598 650508 6 Feuerverzinkt 570598 550508 7 Galv. verzinkt 570598 350508 9</p>	 <p>S43 Klemmplatte</p> <p>Edelstahl (V4A) 570598 650509 3 Feuerverzinkt 570598 550509 4 Galv. verzinkt 570598 350509 6</p>

Anwendungsbeispiele mit Klemmplatte S40B und S41B



	S36	S37	S38	S39	S39W	S30M-X	S30-X	S35-X	S36-X
S40B	C	C	C	C	C	E, D	D	-	-
S41B	G,H	G,H	G,H	G,H	G,H	G,H	F	G,H	H



Befestigungen

Weitere Befestigungen, Verbinder und Zubehörteile auf Seite 10 - 11

Schweissanschluss

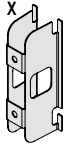


S52 Schweissanschluss
Edelstahl (V4A) 570598 655546 3

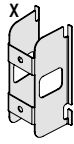


S63 Schweissanschluss
Edelstahl (V4A) 570598 655557 9

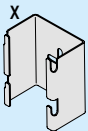
Wandanschluss



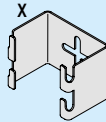
S153 Wandanschluss
X: 50 mm
Edelstahl (V4A) 570598 650153 8



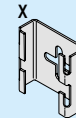
S154 Wandanschluss
X: 50 mm
Edelstahl (V4A) 570598 650154 5



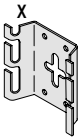
S145 Wandaufhänger
X: 50 mm
Edelstahl (V2A) 570598 755530 1
Feuerverzinkt 570598 555532 7



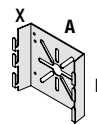
S145M Wandaufhänger
X: 50 mm
Edelstahl (V2A) 570598 755531 8



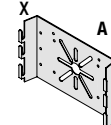
S45M Wandaufhänger
X: 20 mm
Edelstahl (V4A) 570598 655531 9
Feuerverzinkt 570598 555531 0
Galv. verzinkt 570598 355531 2



S45 Wandaufhänger
X: 20 mm
Edelstahl (V4A) 570598 655530 2
Feuerverzinkt 570598 555530 3
Galv. verzinkt 570598 355530 5



S80 Multiaufhänger
A: 130 B: 120 mm X: 20 mm
Edelstahl (V4A) 570598 665591 0
Feuerverzinkt 570598 565591 1
Galv. verzinkt 570598 365591 3



S81 Multiaufhänger
A: 200 B: 120 mm X: 20 mm
Edelstahl (V4A) 570598 665592 7
Feuerverzinkt 570598 565592 8
Galv. verzinkt 570598 365592 0



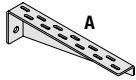
S65 Wandausleger
A: 145 mm
Edelstahl (V4A) 570598 665560 6
Feuerverzinkt 570598 565560 7
Galv. verzinkt 570598 365560 9



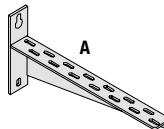
S66 Wandausleger
A: 245 mm
Edelstahl (V4A) 570598 665561 3
Feuerverzinkt 570598 565561 4
Galv. verzinkt 570598 365561 6



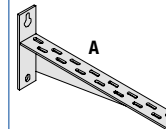
S67 Wandausleger
A: 345 mm
Edelstahl (V4A) 570598 665562 0
Feuerverzinkt 570598 565562 1
Galv. verzinkt 570598 365562 3



S68 Wandausleger
A: 450 mm
Edelstahl (V4A) 570598 665563 7
Feuerverzinkt 570598 565563 8
Galv. verzinkt 570598 365563 0

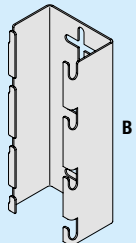


S279 Wandausleger
A: 545 mm
Edelstahl (V4A) 570598 688279 8
Feuerverzinkt 570598 588279 9



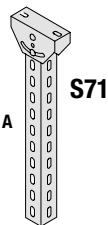
S280 Wandausleger
A: 645 mm
Edelstahl (V4A) 570598 688280 4
Feuerverzinkt 570598 588280 5

Befestigung und Pendel



S 180 Wandanschluss
B: 185 mm
Edelstahl (V2A) 570598 755180 5

S 181 Wandanschluss
B: 250mm
Edelstahl (V2A) 570598 755181 2

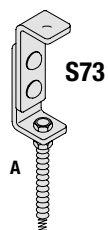


S71 Deckenpendel
S71/500: A: 500 mm
Edelstahl (V4A) 570598 665571 2
Feuerverzinkt 570598 565571 3
Galv. verzinkt 570598 365571 5




S71/250: A: 250mm
Edelstahl (V4A) 570598 665573 6
S71/750: A: 750mm
Edelstahl (V4A) 570598 665574 3

S72 Deckenpendelverlängerung
A: 1000 mm
Edelstahl (V4A) 570598 665575 0
Feuerverzinkt 570598 565575 1
Galv. verzinkt 570598 365575 3





S 73 Deckenpendel
A: 1000 mm
Edelstahl (V4A) 570598 665572 9
Feuerverzinkt 570598 565572 0
Galv. verzinkt 570598 365572 2




Übersicht	S36	S37	S38	S39	S39W	S30M-X	S30-X	S35-X	S36-X
Verbinder									
S150	•					•	•	•	•
S151		•							
S152			•	•	•				
S40B	•	•	•	•	•	•	•	•	•
S41B	•	•	•	•	•	•	•	•	•
S42	•	•	•	•	•	•	•	•	•
S43	•	•	•	•	•	•	•	•	•
S87	•	•	•	•	•	•	•	•	•
S90H	•	•	•	•	•	•	•	•	•
Schweissanschluss									
S52	A	A	A	A	A				
S63	D	D	D	D	D				
Wandanschluss									
S153	D	D				D	D	D	
S154						D	D		
S145	A	A	A	A	A				
S145M	A	A	A	A	A				
S45M	A	A	A	A	A				
S45	A, B, C, D	A, B, C, D	A, B, C, D	A, B, C, D	A, B, C, D	A, B, C, D	A, B, C, D	A, B, C, D	A, B, C, DD
S80	•	•	•	•	•	•	•	•	•
S81	•	•	•	•	•	•	•	•	•
S65						•	•	•	
S66	•								•
S67		•							
S68			•						
S279				•					
S280					•				
S180	B	B		•	•				
S181			B	B	B				
S71/S72/S73	•	•	•	•	•	•	•	•	•

Siltec Gitterkabelrinnen - offen

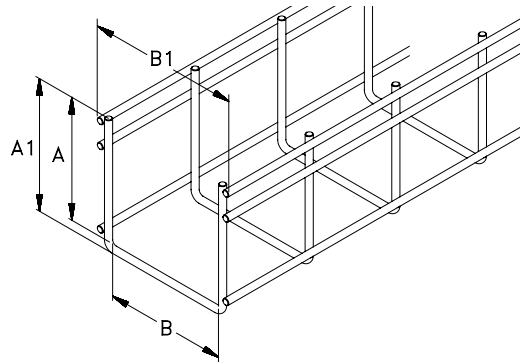
Übersicht

S26		50 x 50 x 3000 mm - ø4 Edelstahl (V4A) 570598 620106 3 Edelstahl (V2A) 570598 720106 2 Feuerverzinkt 570598 520106 4 Galv. verzinkt 570598 320106 6
S27		75 x 75 x 3000 mm Edelstahl (V4A) 570598 620107 0 Feuerverzinkt 570598 520107 1 Galv. verzinkt 570598 320107 3
S28		100 x 100 x 3000 mm Edelstahl (V4A) 570598 620108 7 Feuerverzinkt 570598 520108 8 Galv. verzinkt 570598 320108 0






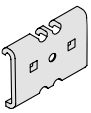


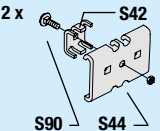
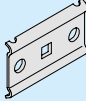

S28

Masszeichnung



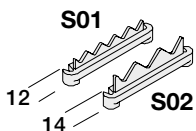
	S26	S27	S28						
A:	50	75	100						
A1:	54	79	105						
B:	50	75	100						
B1:	66	91	122						

Verbinder und Befestigungszubehör

 <p>S90 Bolzensatz Edelstahl (V4A) 570598 685596 9 Feuerverzinkt 570598 585596 0 Galv. verzinkt 570598 385596 2</p>	 <p>S43 Klemmplatte Edelstahl (V4A) 570598 650509 3 Feuerverzinkt 570598 550509 4 Galv. verzinkt 570598 350509 6</p>	 <p>S42 Verbindungsbügel Edelstahl (V4A) 570598 650508 6 Feuerverzinkt 570598 550508 7 Galv. verzinkt 570598 350508 9</p>
 <p>S44 Klemmplatte Edelstahl (V4A) 570598 650510 9 Feuerverzinkt 570598 550510 0 Galv. verzinkt 570598 350510 2</p>	 <p>S40B Klemmplatte Edelstahl (V4A) 570598 650512 3 Feuerverzinkt 570598 550512 4 Galv. verzinkt 570598 350512 6</p>	 <p>S87 Klemmkopfplatte Edelstahl (V4A) 570598 680596 4 Feuerverzinkt 570598 580596 5 Galv. verzinkt 570598 380596 7</p>
 <p>S150 Verbindungssatz Edelstahl (V4A) 570598 650150 7</p>	 <p>S41B Klemmplatte Edelstahl (V4A) 570598 650513 0 Edelstahl (V2A) 570598 750513 7 Feuerverzinkt 570598 550513 1 Galv. verzinkt 570598 350513 3</p>	 <p>S90H Hakenschraube Edelstahl (V2A) 570598 785598 2</p>

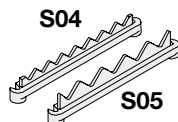
Leitungsklemmen - Polypropylen

S01-03



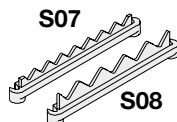
S01 570598 199510 3
S02 570598 199511 0
S03 570598 199512 7

S04-06



S04 570598 199515 8
S05 570598 199516 5
S06 570598 199517 2

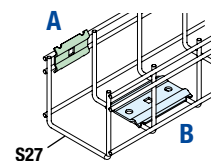
S07-09



S07 570598 199520 2
S08 570598 199521 9
S09 570598 199522 6

Anwendungsbeispiele mit Klemmplatte S40B und S41B






	S26	S27	S28
S40B	-	A	-
S41B	-	B	-




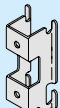
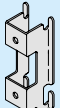
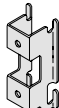

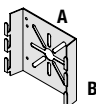
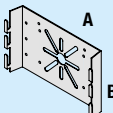
Befestigungen

Weitere Befestigungen, Verbinder und Zubehörteile auf Seite 10 - 11

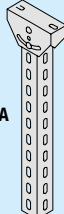

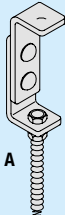
Schweissanschluss

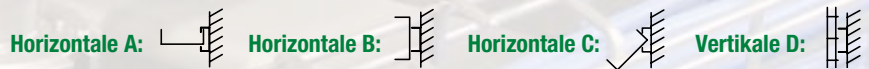
 S52 Schweissanschluss Edelstahl (V4A) 570598 655546 3	 S53 Schweissanschluss Edelstahl (V4A) 570598 655547 0	 S54 Schweissanschluss Edelstahl (V4A) 570598 655548 7	
 S61 Schweissanschluss Edelstahl (V4A) 570598 655555 5	 S62 Schweissanschluss Edelstahl (V4A) 570598 655556 2		

Wandanschluss

 S47 Wandanschluss Edelstahl (V4A) 570598 655541 8	 S48 Wandanschluss Edelstahl (V4A) 570598 655542 5	 S49 Wandanschluss Edelstahl (V4A) 570598 655543 2	
 S57 Wandanschluss Edelstahl (V4A) 570598 655551 7	 S58 Wandanschluss Edelstahl (V4A) 570598 655552 4	 S80 Multiaufhänger A: 130 B: 120 mm Edelstahl (V4A) 570598 665591 0 Feuerverzinkt 570598 565591 1 Galv. verzinkt 570598 365591 3	
 S81 Multiaufhänger A: 200 B: 120 mm Edelstahl (V4A) 570598 665592 7 Feuerverzinkt 570598 565592 8 Galv. verzinkt 570598 365592 0			

Pendel

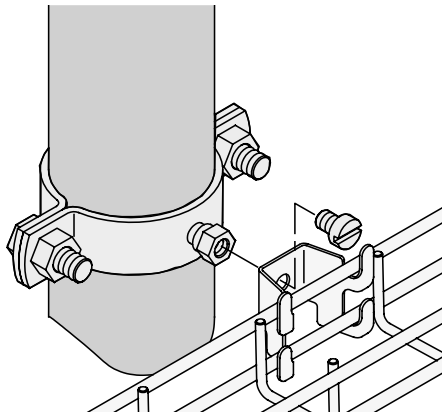
 S71 Deckenpendel S71/500: A: 500 mm Edelstahl (V4A) 570598 665571 2 Feuerverzinkt 570598 565571 3 Galv. verzinkt 570598 365571 5 S71/250: A: 250 mm Edelstahl (V4A) 570598 665573 6 S71/750: A: 750 mm Edelstahl (V4A) 570598 665574 3
 S72 Deckenpendelverlängerung A: 1000 mm Edelstahl (V4A) 570598 665575 0 Feuerverzinkt 570598 565575 1 Galv. verzinkt 570598 365575 3
 S73 Deckenpendel A: 1000 mm Edelstahl (V4A) 570598 665572 9 Feuerverzinkt 570598 565572 0 Galv. verzinkt 570598 365572 2



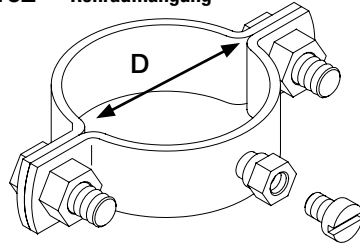
Übersicht	S26	S27	S28					
Verbinder								
S90	•	•	•					
S43	•	•	•					
S42	•	•	•					
S44	•	•	•					
S40B		•						
S87	•	•	•					
S150	•	•	•					
S41B	•	•						
S90H	•	•	•					
Schweissanschluss								
S52	A							
S53		A						
S54			A					
S61	D	D						
S62			D					
Wandanschluss								
S47	A							
S48		A						
S49			A					
S57	D	D						
S58			D					
S81	•	•	•					
S80	•	•	•					
S87	•	•	•					
S71/S72/S73	•	•	•					
S01-S03	•							
S04-S06		•						
S07-S08			•					

Siltec - Verbinder, Befestigungen und Zubehör

Aufhängungen

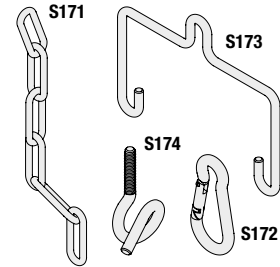


S162 Rohraufhängung



S160: D= 1,0" - Edelstahl (V4A)	570598 660160 3
S161: D= 1,5" - Edelstahl (V4A)	570598 660161 0
S162: D= 2,0" - Edelstahl (V4A)	570598 660162 7
S163: D= 2,5" - Edelstahl (V4A)	570598 660163 4
S164: D= 3,0" - Edelstahl (V4A)	570598 660164 1

S173 Aufhängbügel



Edelstahl (V4A) 570598 755173 0

Winkel, Beschläge, Trennsteg, Abschlusskappen und Werkzeuge

Multimontageplatte

Für alle Gitterrinnen

S82:

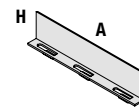
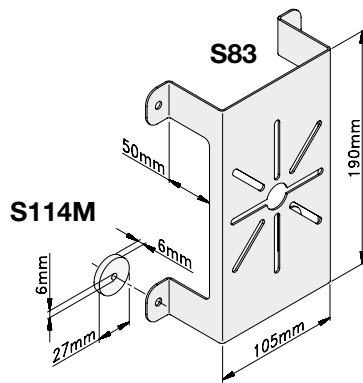
Edelstahl (V4A) 570598 665593 4
105 x 100 mm

S83

Edelstahl (V4A) 570598 665594 1
105 x 190 mm

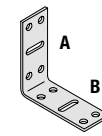
S114M:

Abstandsscheibe
Polypropylen 570598 199114 3



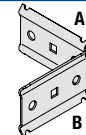
S 85 Trennsteg

A: 2000 mm H: 41 mm
Edelstahl (V4A) 570598 680590 2
Feuerverzinkt 570598 580590 3
Galv. verzinkt 570598 380590 5



S86 Anschlusswinkel

A: 90 mm B: 90 mm
Edelstahl (V4A) 570598 680595 7
Feuerverzinkt 570598 580595 8
Galv. verzinkt 570598 380595 0



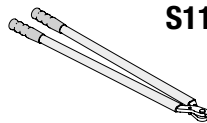
S186 Anschlusswinkel

A: 77 mm B: 77 mm
Edelstahl (V4A) 570598 680186 7
Feuerverzinkt 570598 580186 8
Galv. verzinkt 570598 380186 0

Abschlusskappe, schwarz - Polypropylen

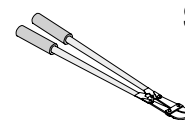


S15 - ø4 mm 570598 199621 6
S16 - ø5 mm 570598 199622 3
S17 - ø6 mm 570598 199623 0



S119 Bolzenschneider

570598 210003 2

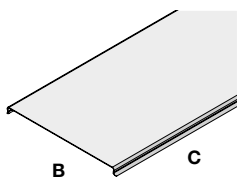


S19 Bolzenschneider

570598 210002 5

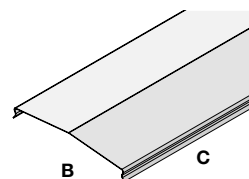
Deckel

Deckel für Gitterrinnen



Type:	B:	C:	V4A:	V2A:
S92 (ø4)	75	2000	570598 686500 5	570598 786500 4
S92 (ø5)	75	2000	570598 686501 2	570598 786501 1
S93	120	2000	570598 686502 9	570598 786502 8
S93W	170	2000	570598 686503 6	570598 786503 5
S94	220	2000	570598 686504 3	570598 786504 2
S95	320	2000	570598 686505 0	570598 786505 9
S96	420	2000	570598 686506 7	570598 786506 6

Deckel für Gitterrinnen - Dachform

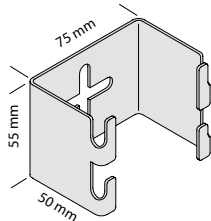
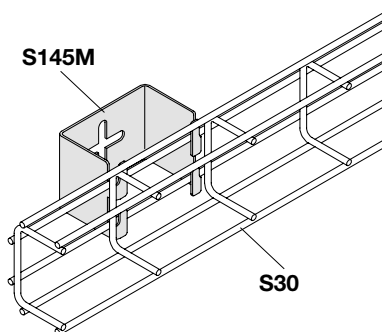


Type:	B:	C:	V2A:
S191	40	2000	570598 786517 2
S192	75	2000	570598 786518 9
S193	120	2000	570598 786519 6
S193W	170	2000	570598 786520 2
S194	220	2000	570598 786521 9
S195	320	2000	570598 786522 6
S196	420	2000	570598 786523 3

Befestigungen

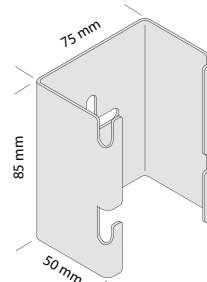
Wandanschlüsse mit grösserem Abstand zur Wand

Die Wandanschlüsse können für S30 bis S39W verwendet werden.



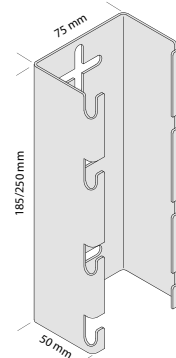
S145M

Edelstahl (V2A) 570598 755531 8



S145

Edelstahl (V2A) 570598 755530 1
Feuerverzinkt 570598 555532 7



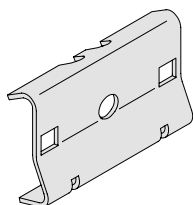
S 180

Edelstahl (V2A) 570598 765180 5

S 181

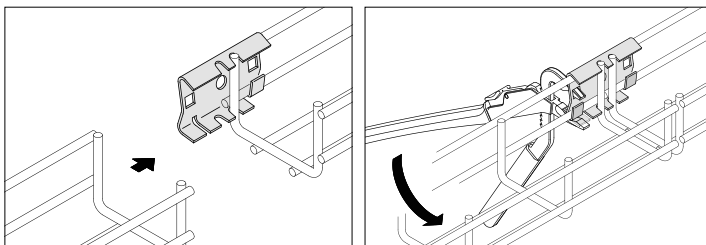
Edelstahl (V2A) 570598 765181 2

Klemmplatte

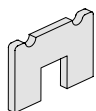


S44

Edelstahl (V4A) 570598 650510 9

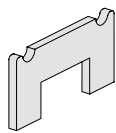


Schweissanschlüsse



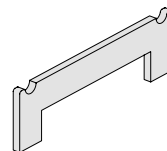
S140

Edelstahl (V4A)
570598 650140 8



S141

Edelstahl (V4A)
570598 650141 5



S142

Edelstahl (V4A)
570598 650142 2

Übersicht		S25	S26	S30M	S30	S35	S35W	S36	S37	S38	S39	S30M-X	S39W	S30-X	S35-X	S36-X	S27	S28
	S140	●																
	S141		●	●	●	●	●	●	●	●	●		●					
	S142																	
	S140			●														
	S141				●													
	S142					●	●	●	●	●	●		●					

Übersicht	S25	S26	S30M	S30	S35	S35W	S36	S37	S38	S39	S30M-X	S39W	S30-X	S35-X	S36-X	S27	S28
-----------	-----	-----	------	-----	-----	------	-----	-----	-----	-----	--------	------	-------	-------	-------	-----	-----

Aufhängungen

S160	●	●	●	●	●	●	●	●	●	●	●	●	●	●	●	●	●
S161	●	●	●	●	●	●	●	●	●	●	●	●	●	●	●	●	●
S162	●	●	●	●	●	●	●	●	●	●	●	●	●	●	●	●	●
S163	●	●	●	●	●	●	●	●	●	●	●	●	●	●	●	●	●
S164	●	●	●	●	●	●	●	●	●	●	●	●	●	●	●	●	●
S173				●													
S145M			●	●	●	●	●	●	●	●	●	●	●				
S145				●	●	●											
S180							●	●									
S181									●	●		●					

Winkel, Beschläge, Verbinder und Abschlusskappen

S186		●	●	●	●	●	●	●	●	●		●					
S85		●	●	●	●	●	●	●	●	●	●	●	●	●	●	●	●
S86		●	●	●	●	●	●	●	●	●	●	●	●	●	●	●	●
S15	●	●	●	●	●						●		●	●	●	●	
S16				●	●	●	●	●	●	●		●			●		●
S17									●								

Werkzeuge und Zubehör

S19	●	●	●	●	●	●	●	●	●	●	●	●	●	●	●	●	●
S119	●	●	●	●	●	●	●	●	●	●	●	●	●	●	●	●	●
S92				●													
S93					●												
S93W						●											
S94							●										
S95								●									
S96									●								
S191			●														
S192				●													
S193					●												
S193W						●											
S194							●										
S195								●									
S196									●								


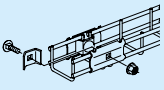
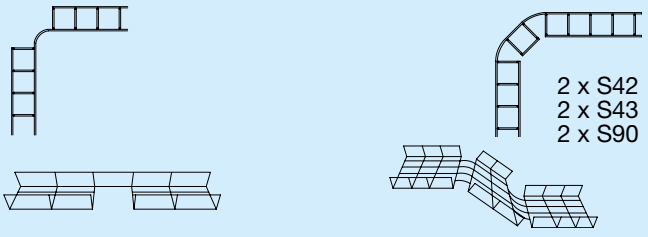
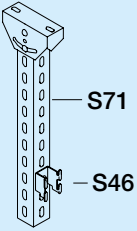

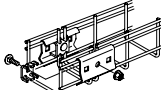
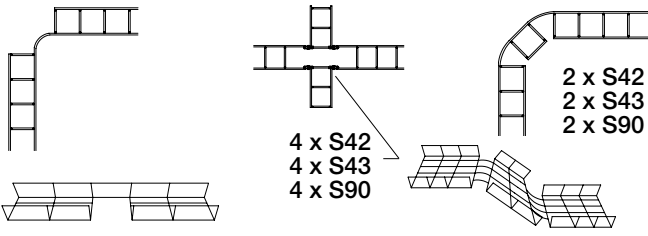
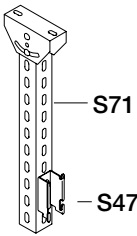

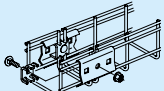
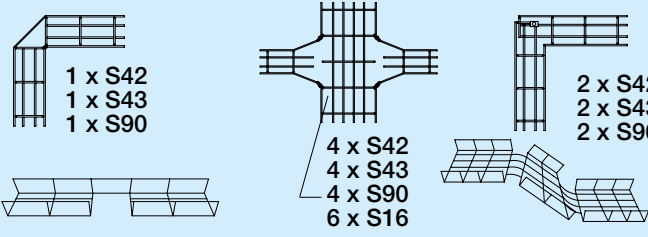
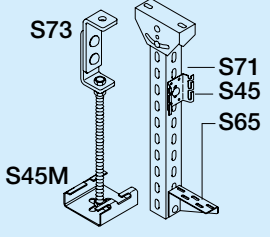

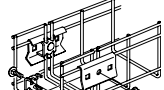
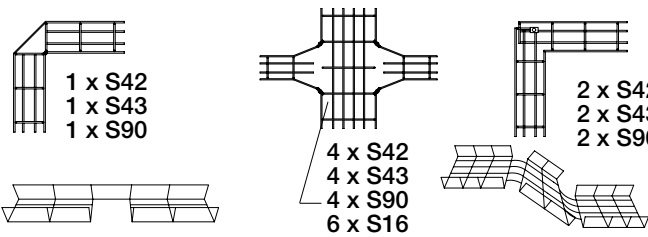
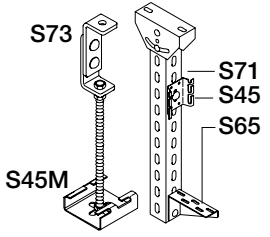

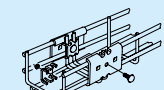
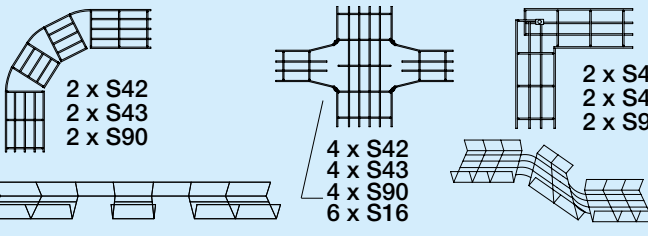
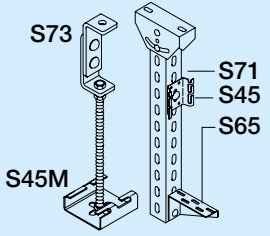

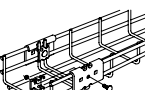
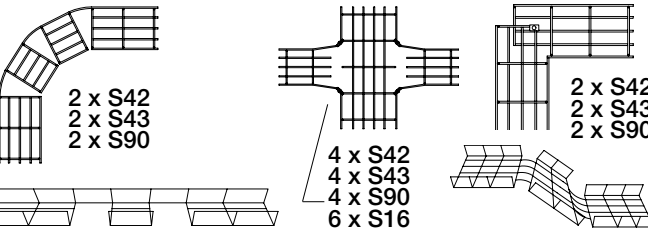
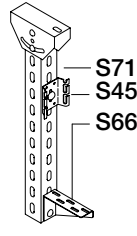

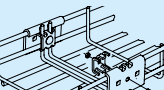
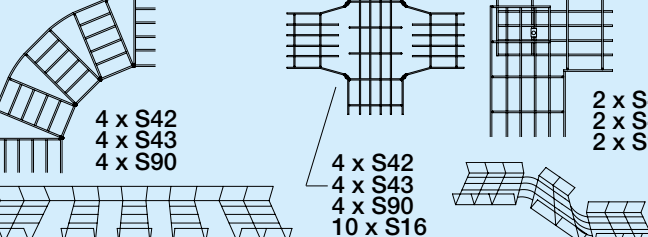
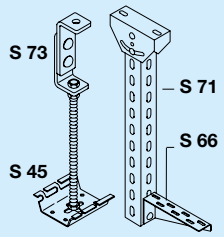
Leitungsklemmen


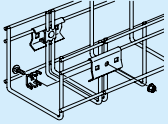

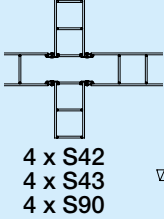
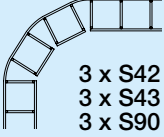
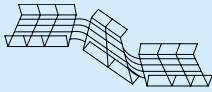
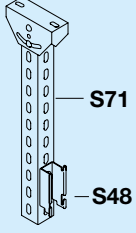

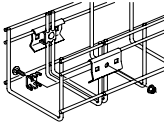
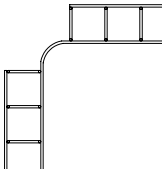
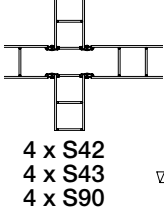
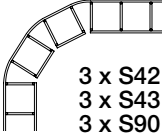
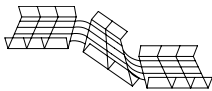
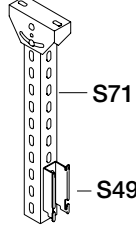

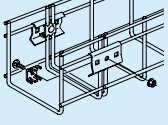
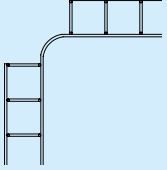
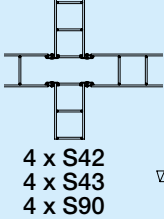
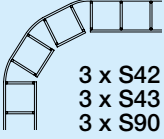
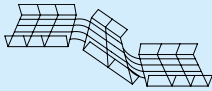
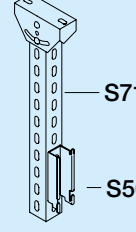

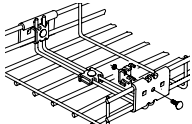

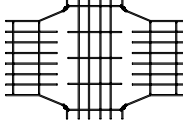


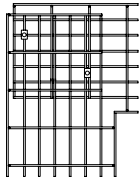
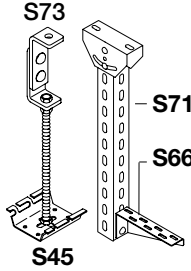

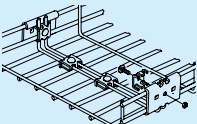
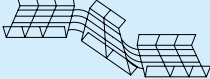
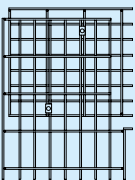


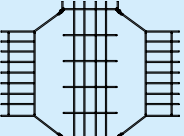
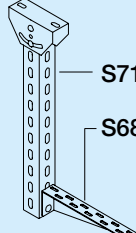

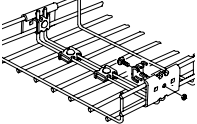

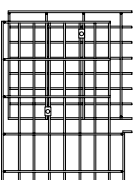

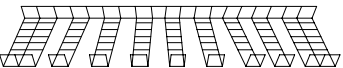
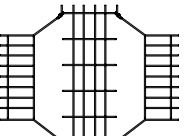
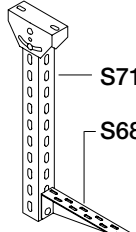
S01 - S03		●															
S04 - S06																	●
S07 - S09																	●

Montageplatten

S82	●	●	●	●	●	●	●	●	●	●	●	●	●	●	●	●	●
S83	●	●	●	●	●	●	●	●	●	●	●	●	●	●	●	●	●
S114M	●	●	●	●	●	●	●	●	●	●	●	●	●	●	●	●	●


Siltec Systemteilewahl

Rinnen	Verbindung	Bögen, Kreuzung und T-Anschluss	Aufhängung
S25 	 1 x S40: 2 x S87 2 x S40B 2 x S90	 2 x S42 2 x S43 2 x S90	 S71 S46
S26 	 1 x S150: 2 x S42 2 x S44 2 x S90	 2 x S42 2 x S43 2 x S90 4 x S42 4 x S43 4 x S90	 S71 S47
S30M 	 1 x S150: 2 x S42 2 x S44 2 x S90	 1 x S42 1 x S43 1 x S90 2 x S42 2 x S43 2 x S90 4 x S42 4 x S43 4 x S90 6 x S16	 S73 S45M S71 S45 S65
S30 S30-X 	 1 x S150: 2 x S42 2 x S44 2 x S90	 1 x S42 1 x S43 1 x S90 2 x S42 2 x S43 2 x S90 4 x S42 4 x S43 4 x S90 6 x S16	 S73 S45M S71 S45 S65
S35 S35-X 	 1 x S150: 2 x S42 2 x S44 2 x S90	 2 x S42 2 x S43 2 x S90 2 x S42 2 x S43 2 x S90 4 x S42 4 x S43 4 x S90 6 x S16	 S73 S45M S71 S45 S65
S35W 	 1 x S150: 2 x S42 2 x S44 2 x S90	 2 x S42 2 x S43 2 x S90 2 x S42 2 x S43 2 x S90 4 x S42 4 x S43 4 x S90 6 x S16	 S71 S45 S66
S36 S36-X 	 1 x S150: 2 x S42 2 x S44 2 x S90	 4 x S42 4 x S43 4 x S90 2 x S42 2 x S43 2 x S90 4 x S42 4 x S43 4 x S90 10 x S16	 S73 S45 S71 S66

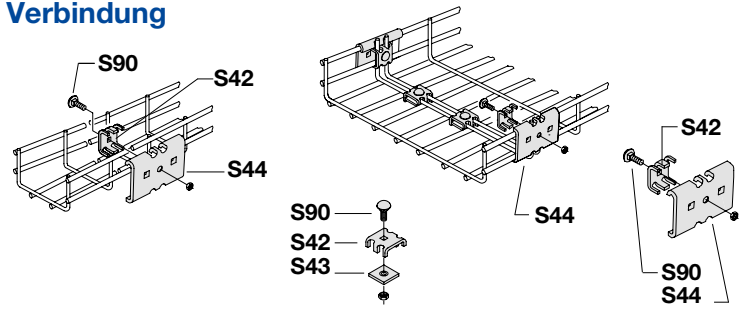
Rinnen	Verbindung	Bögen, Kreuzung und T-Anschluss	Aufhängung
S27 	 1 x S150: 2 x S42 2 x S44 2 x S90	   3 x S42 3 x S43 3 x S90  4 x S42 4 x S43 4 x S90	 S71 S48
S28 	 1 x S150: 2 x S42 2 x S44 2 x S90	   3 x S42 3 x S43 3 x S90  4 x S42 4 x S43 4 x S90	 S71 S49
S29 	 1 x S150: 2 x S42 2 x S44 2 x S90	   3 x S42 3 x S43 3 x S90  4 x S42 4 x S43 4 x S90	 S71 S50
S37 	 1 x S151: 3 x S42 1 x S43 2 x S44 3 x S90	   6 x S42 6 x S43 6 x S90  4 x S42 4 x S43 4 x S90 18 x S16  3 x S42 3 x S43 3 x S90	 S73 S71 S66 S45
S38 	 1 x S152: 4 x S42 2 x S43 2 x S44 4 x S90	   8 x S42 8 x S43 8 x S90  3 x S42 3 x S43 3 x S90  4 x S42 4 x S43 4 x S90 8 x S16 12 x S17	 S71 S68
S39 S39W 	 1 x S152: 4 x S42 2 x S43 2 x S44 4 x S90	   8 x S42 8 x S43 8 x S90  3 x S42 3 x S43 3 x S90  4 x S42 4 x S43 4 x S90 8 x S16 12 x S17	 S71 S68

Montageanleitungen

Werkzeuge

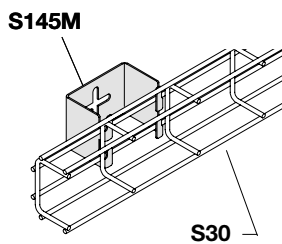
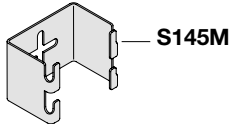
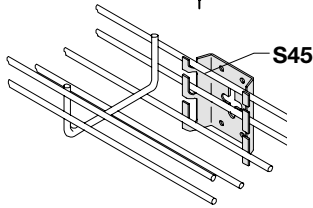
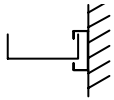


Verbindung

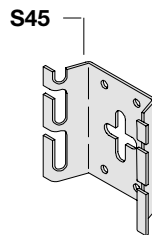
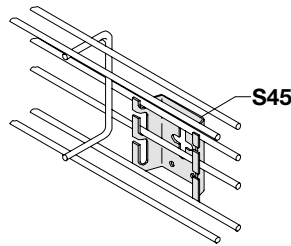
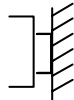


Aufhängemöglichkeiten

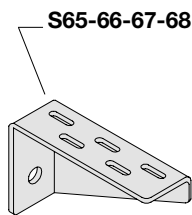
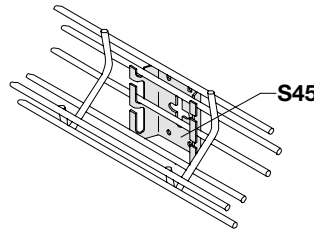
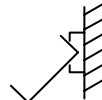
Vertikal A



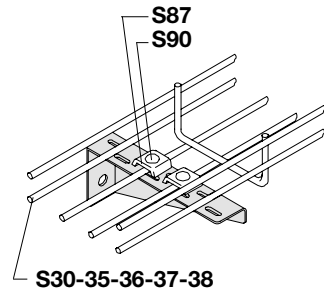
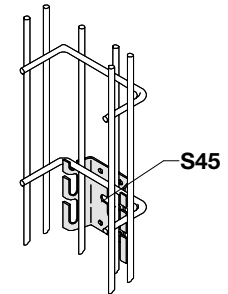
Vertikal B



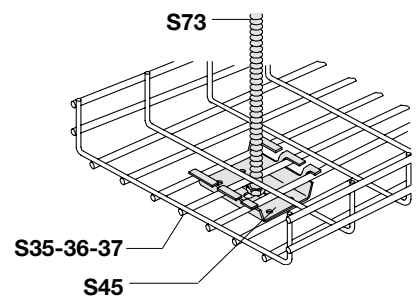
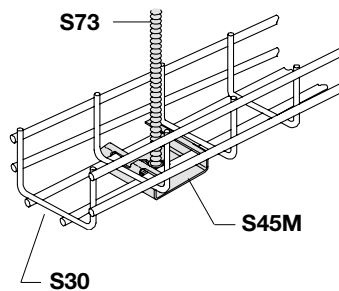
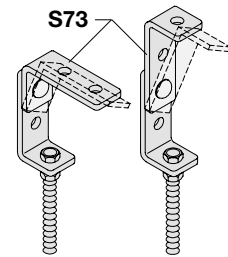
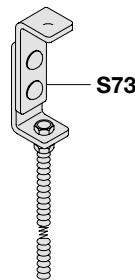
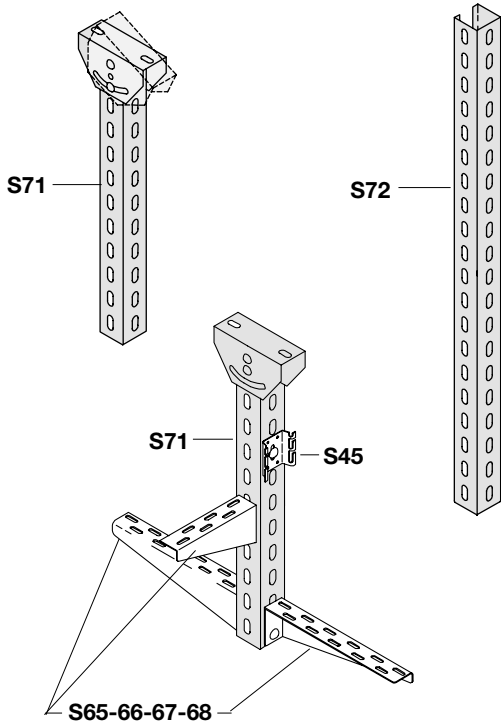
Vertikal C



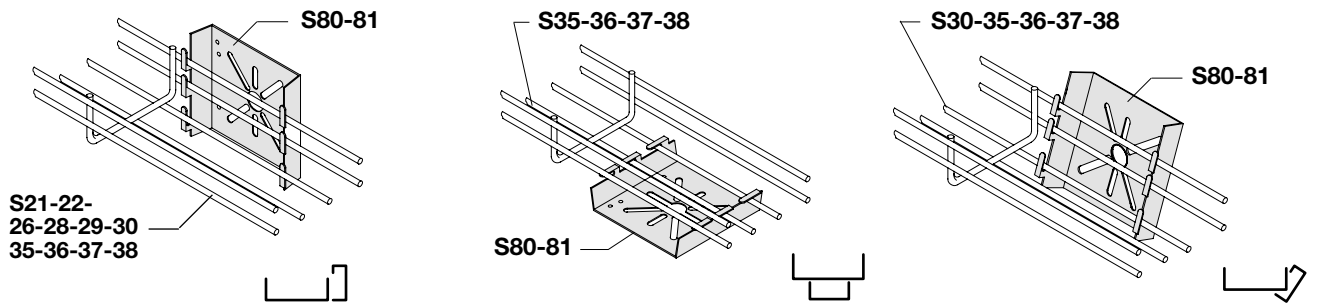
Horizontal D



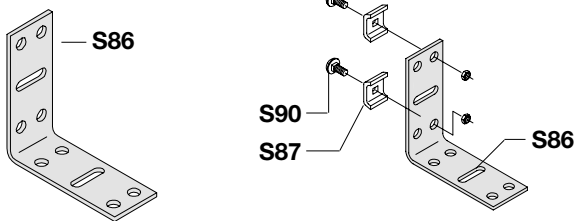
Pendel



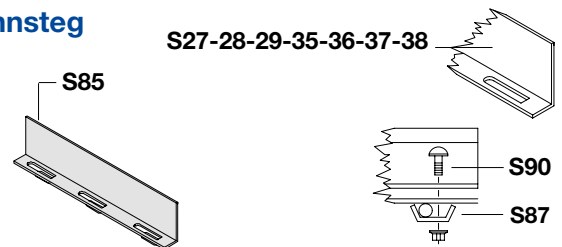
Multiaufhänger



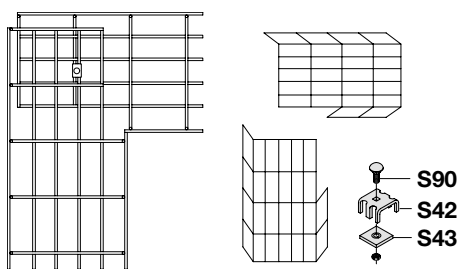
Anschlusswinkel



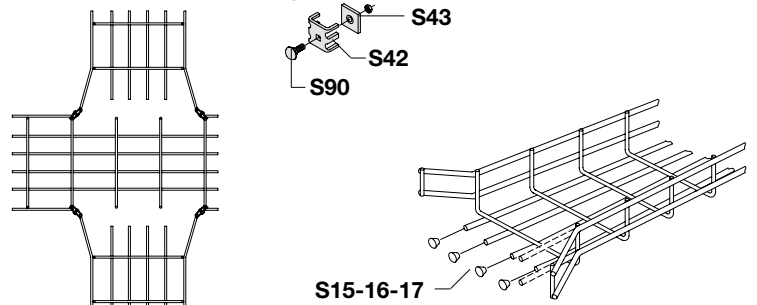
Trennsteg




Winkel



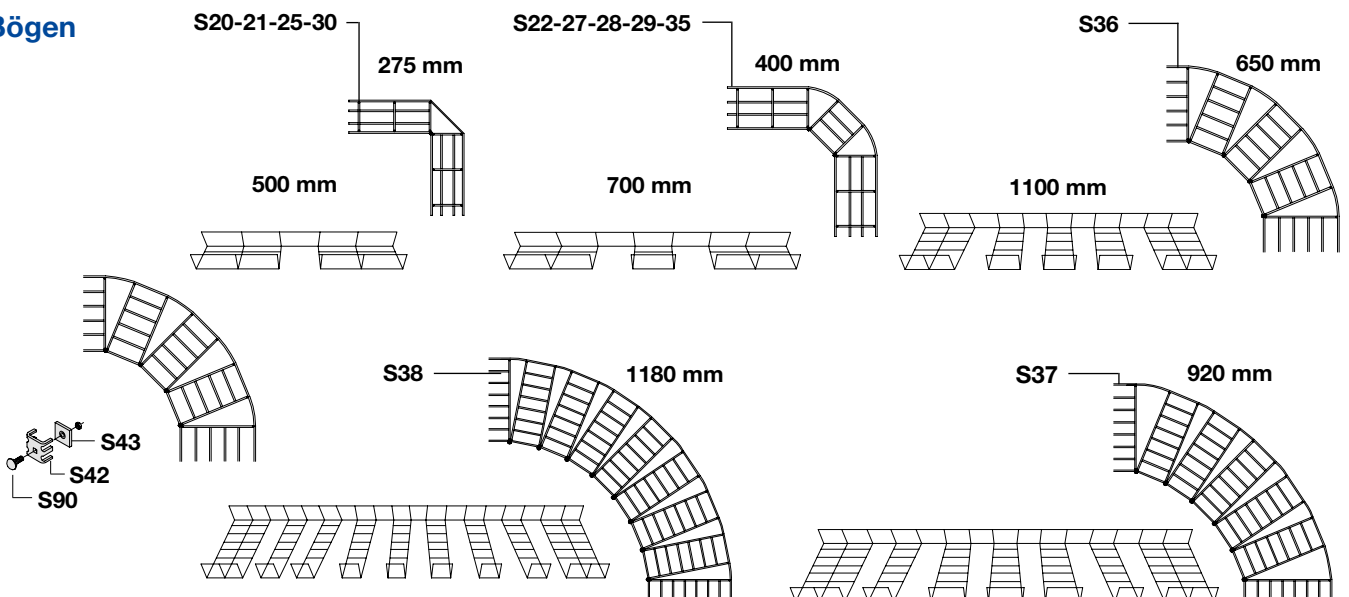
T-Anschluss und Kreuzung




Vertikale Biegungen



Bögen





FACHHÄNDLER:


SILTEC®
KABELHYGIENE

FUNDER KIRKEVEJ 7 . DK-8600 SILKEBORG
TLF: +45 86 85 18 00 . FAX: +45 86 85 10 44
www.siltec.dk / siltec@siltec.dk