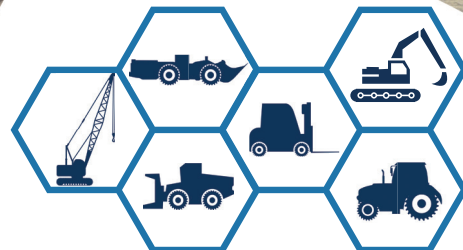


KAB// Seating

Aftermarket Seats





KAB Seating's New Lineup

KAB Seating has been designing and manufacturing suspension seating for industrial vehicles since 1968. KAB's expertise in seating was originated in the construction sector and today, we are proud to present a new and complete seating solution crafted for users of construction vehicles.

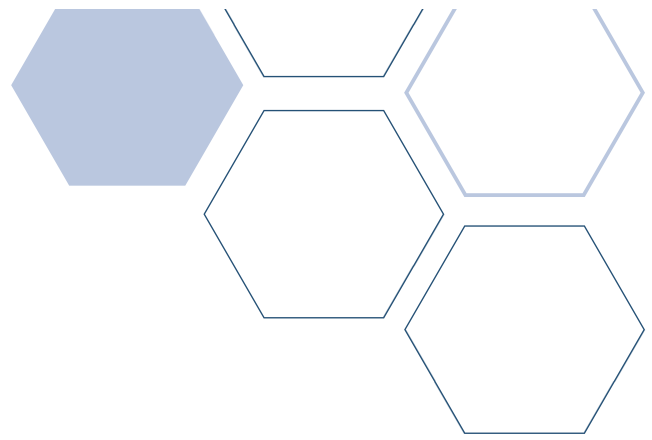
The new aftermarket seat range has been engineered to offer the best solution with premium durability, sculpted cushions, and maximum value while maintaining driver comfort all day long. The advanced suspension system offers the driver protection from prolonged harmful terrain and vehicle vibrations which can result in bodily injury.

This line of seating has taken inspiration directly from construction vehicle users and dealers alike. Feedback has been used to guide KAB designers to develop a range of seating options to meet your every need and demand. Extensive research and testing has been carried out to engineer a complete seating solution for vehicle users.



Aftermarket

Sentinel



Overview

The Sentinel provides the driver with a compact mechanical suspension in tight quarters along with maximum performance and comfort. The integrated bolsters create an outstanding level of driving support to reduce driver fatigue. This seat features wide or narrow mounting rails for multiple applications with variable vehicle mounting patterns.

The cut and sew or foam in place smooth black vinyl cover allows for easy cleaning and water resistant working conditions. The modular design of KAB's Sentinel seat allows for simple and reliable care and low cost component replacement if maintenance is ever needed.

When it comes to compact suspension seating needs, the Sentinel is your total seat solution!

Standard Features

Compact Mechanical Suspension
- 2.36 Inches (60 mm) suspension stroke
- 110-265 Lbs (50-120 Kg) Weight Range
Seat Adjustment
- 4.7 Inches (120 mm) Fore/Aft
- 68° Incline and 22° Recline Backrest
Water Resistant Smooth Black Vinyl Cover
Ergonomic and Comfortable Bolster Support



Base model CMS-003-05 shown

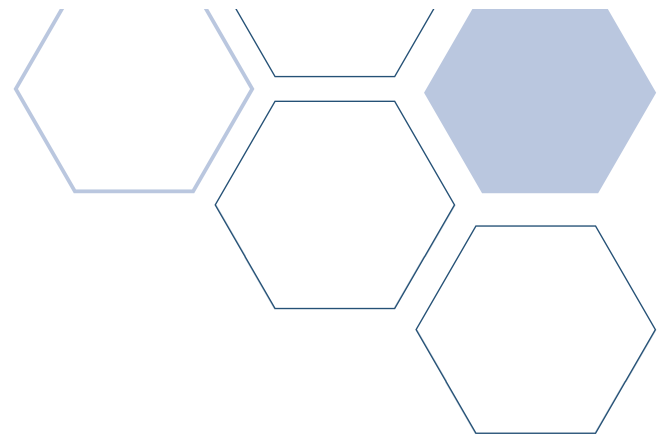
Optional Add-On Features

Adjustable Headrest
2-Inch Miniretractable Seatbelt

Aftermarket

100 Series

Designed for the Backhoe



Overview

The mechanical suspension 111 TT and air suspension 151 TT seats are comprised of a narrow suspension footprint and high-performance qualities paired with a mid-back upper with features to meet all of your preferences. The single-action fore/aft adjustment and 180° turntable feature was designed specifically for the backhoe application and reduces additional knob interference during operation. The 100 series backhoe suspension includes an upstop limiting feature for low overhead cabin restrictions making it perfect for backhoe applications.

The mid-back upper combines ergonomic and comfortable foams with modular design of the 100 series allowing for simple and reliable care and lower maintenance costs if ever needed.

Ask your dealer for a KAB 100 backhoe series for your total seat solution!



Standard Features

- Suspension *Mechanical (11) or Air (15)*
- 3.15 Inches (80 mm) Suspension Stroke
- 110-265 Lbs (50-120 kg) Weight Range
- Seat Adjustment
- 6.5 Inches (165 mm) Fore / Aft
- 66° Incline and 22° Recline Backrest
- Cover
- Luxurious Black and Charcoal Mordura Cloth
- Durable Water Resistant Smooth Black Vinyl
- Ergonomic and Comfortable Bolster Support
- Adjustable Lumbar Support
- Ride Indicator for Optimum Ride Performance

Optional Add-On Features

- Adjustable Headrest
- 2-Inch Retractable Seatbelt
- Adjustable and Stowable Comfort Armrests

Base model 12-volt 151-005-41 shown

Aftermarket

100 Series

**Construction, Forestry, Mining, Material
Handling, Industrial, and Agricultural**

Overview

The 100 series seat lends itself to a wide range of applications where a narrow mounting footprint is required but performance and comfort are a necessity. The T1 upper has ergonomic bolsters and mid-back support to provide you with unmatched comfort in any work application. KAB's 100 series suspension gives you the performance you demand at an affordable price to bring you the value you deserve.

Optional seat features, such as adjustable height limiting, adjustable headrest, stowable and adjustable comfort armrests, and seatbelt restraints makes the 100 series perfect for your vehicle application with your choice of luxurious mordura cloth or vinyl covers. The 100 series is also paired with a 180° turntable feature specifically design for your backhoe applications as well. The modular design of the 100 series allows for simple and reliable care and low cost add-on features when you want them.

Ask your dealer for a KAB 100 series for a total seat solution!

Standard Features

- Suspension *Mechanical (11) or Air (15)*
- 3.15 Inches (80 mm) Suspension Stroke
- 110-265 Lbs (50-120 Kg) Weight Range
- Seat Adjustment
- 4.7 Inches (120 mm) Fore / Aft
- 68° Incline and 22° Recline Backrest
- Cover
- Luxurious Black and Charcoal Mordura Cloth
- Durable Water and Stain Resistant Smooth Black Vinyl
- Ergonomic and Comfortable Bolster Support
- Adjustable Lumbar Support for Lower Back Support
- Ride Indicator for Optimal Ride Performance

Optional Add-On Features

- Adjustable Headrest
- 2 Inch Retractable Seatbelt
- Stowable and Adjustable Comfort Armrests
- Upstop Limiter

KAB//Seating



Model 111-006-05 shown with adjustable headrest, 2-Inch retractable seatbelt, and upstop limiter

Aftermarket

500 Series

**Construction, Forestry, Mining, Cranes, Paving,
Material Handling, and Specialty Vehicles**

Overview

The 500 series of KAB seats provides you with almost anything you could need. The rugged suspension comes in various handle configurations to accommodate any application environment. With a perfectly match T5 upper in luxurious mordura cloth, the 515 (shown here) provides the ultimate in contoured comfort and performance. The KAB 500 series ranges in EM approved applications from seat-mounted pods for excavator to forestry, mining, cranes and specialty vehicles.

With standards feature on the 515-002-41, such as adjustable headrest and adjustable mechanical lumbar support, complimentary optional seat features, such as stowable and adjustable comfort armrests and seatbelt integration provide an unmatched seat in performance and ergonomic comfort.

The modular design of the 500 series allows for simple and reliable care and low cost add-on features when you want them.

Order a KAB 500 series seat with your choice of options today to create your own total seat solution!

Standard Features

Suspension *Mechanical (51 and 52) or Air (55 or 56)*

- 3.9 Inches (100 mm) Suspension Stroke
- 110-265 Lbs (50-120 kg) Weight Range

Seat Adjustment

- 4.7 Inches (120 mm) Fore/Aft
- 68° Incline and 22° Recline Backrest

Cover

- Luxurious Black and Charcoal Mordura Cloth
- Durable Water and Stain Resistant Smooth Black Vinyl

Ergonomic and Comfortable Bolster Support

Adjustable Lumbar Support for Lower Back Support

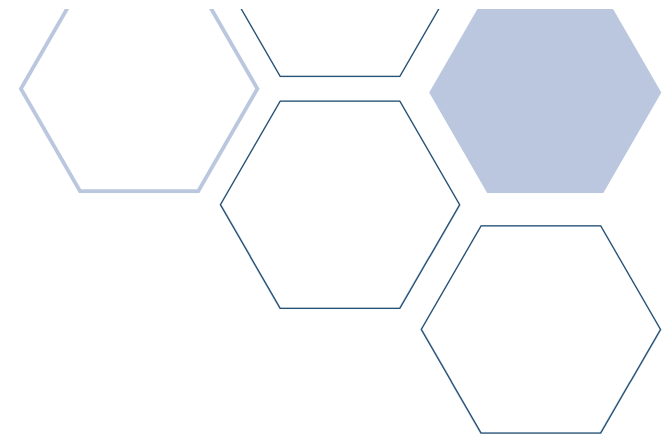
Ride Indicator for Optimal Ride Performance

Optional Add-On Features

2 Inch Retractable Seatbelt

Stowable and Adjustable Comfort Armrests

Also available in standard-duty or heavy-duty mechanical or air suspension, cloth or smooth black vinyl



Model 515-002-41 shown with stowable and adjustable dual comfort armrests

Aftermarket

600 K-Series

Overview

The 600 series suspension is the workhorse of the KAB seating line. With a maximum weight load of over 440 Lbs., paired with new comfort foams of the K-Series uppers, the 600 K-Series provides the ultimate in performance and comfort.

The optional features of the 600 K-Series allows this seat to be customized to any driver's needs. Tested and approved for six various construction applications and the preferred seat for excavators, the 65K4 has what you need to get the job done right.

Ask your dealer which version of KAB's 600 K-Series seat is right for your application and start working in the environment of performance and comfort! The 600 K-Series is designed to be your total seating solution in the construction industry!

Standard Features

- High Capacity Air Suspension
 - 6.7 Inches (100 mm) Suspension Stroke
 - 2.4 Inches (60 mm) Height Adjustment
 - 110-440 Lbs (50-200 Kg) Weight Range
- Seat Adjustment
 - 6.7 Inches (170 mm) Fore/Aft
 - 0°, 4°, and 8° and Seat Cushion Tilt
 - 68° Incline and 22° Recline Backrest
 - Adjustable Headrest
- Cover
 - Luxurious Black and Charcoal Mordura Cloth
- Adjustable Lumbar Support
- Ride Indicator for Optimum Ride Performance
- New KAB Ergonomic Comfort Foams for Reduced Fatigue



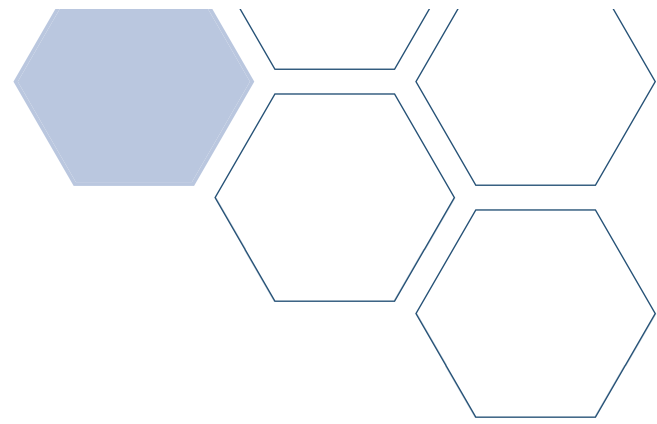
Model 65K4-001-41 shown loaded

Optional Add-On Features

- Seat Heater
- Triple-Cell Adjustable Air Lumbar Chamber Support
- Available with Fore/Aft Impact Isolator
- Stowable and Adjustable Comfort Armrests
- 2-Inch Retractable Seatbelt or 3-Point Seatbelt

Aftermarket

800 K-Series



Overview

KAB's 800 K-Series is the perfect seat for someone who wants a high performance suspension and the luxury of KAB's new comfort foams. The 800 suspension has been specifically designed for the wide range of agricultural applications as well as specialty vehicles and material handling vehicles.

KAB's new K-Series comfort foams provide excellent body support for those long days in the cab and the ergonomic bolster support to prevent fatigue. The 800 series agricultural suspension prevents harmful vibrations from reaching the driver and reduces not only fatigue but potential injury.

KAB's standard integrated features, including the one-touch riser, fore/aft impact isolator, height adjust, and swivel provide the driver with a total agricultural seating solution you've come to expect from KAB.

Standard Features

- High Performance Air Suspension
 - 6.7 Inches (100 mm) Suspension Stroke
 - 110-265 Lbs (50-120 Kg) Weight Range
- Seat Adjustment
 - 6.7 Inches (170 mm) Fore/Aft
 - 2 Inches (50 mm) Fore/Aft Impact Isolation
 - 0°, 4°, and 8° and Seat Cushion Tilt
 - 20° Seat Swivel
 - 68° Incline and 22° Recline Backrest
 - Adjustable Backrest Extension
- Cover
 - Luxurious Black and Charcoal Mordura Cloth
- Adjustable Lumbar Support
- Ride Indicator for Optimum Ride Performance
- New KAB Ergonomic Comfort Foams for Improved Ride Performance
- One-Touch-Riser for Auto-Leveling Weight Adjust

Optional Add-On Features

- Seat Heater
- Triple-Cell Adjustable Air Lumbar Chamber Support
- Stowable and Adjustable Comfort Armrests
- 2-Inch Retractable Seatbelt



Model 85K6-002-41 shown loaded

BUILD YOUR CUSTOM KAB SEAT

KAB Seating's new generation of seats is based on a modular design which allows the customer to create a seat that meets not only your needs but your wants as well. You'll never again need to order something you don't need or want! Base seat models are feature-ready for options to be added when in demand by the customer. KAB has also developed an extensive line of quality replacement parts for each seat model if they are ever needed.

New seating options and component kits can help you not only maintain your KAB seat in perfect working condition for the life of your vehicle, but help you keep your costs low, quality high, and comfort unmatched!

Step 1

Select The Perfect Seat for Your Application



Step 2

Add Features and Installation Kit



Step 3

Install Your New Generation KAB Seat and Enjoy Unmatched Comfort and Performance



New Generation KAB Seat

- Standard
- Optional feature
- Not Available

Sentinel (Narrow)



Sentinel (Wide)



Order Part Number	CMS-003-05	CMS-004-05
Application	Compact Construction Equipment	Compact Construction Equipment
Suspension Travel	60 mm (2.36 Inches)	60 mm (2.36 Inches)
Height Adjustment	-	-
Weight Adjustment	50-130 Kg (110-286 Lbs.)	50-130 Kg (110-286 Lbs.)
Voltage	-	-
Backrest Height	Lo-Back	Lo-Back
Upper Foam Width	480 mm (18.9 Inches)	480 mm (18.9 Inches)
Seat Cushion Width	452 mm (17.8 Inches)	452 mm (17.8 Inches)
Slide Rail Adjustment	120 mm (4.75 Inches)	120 mm (4.75 Inches)
Backrest Recline / Incline	22° Recline 68° Incline	22 ° Recline 68 ° Incline
Mounting Pattern	286 mm Lateral X 280 mm (11.25 Inches Lateral X 11 Inches)	328 mm Lateral X 280 mm (12.9" Inches Lateral X 11 Inches)
Fore/Aft Isolator Stroke	-	-
Damper Type	Single Setting	Single Setting
Operator Presence Switch	-	-
Swivel	-	-
Seat Tilt Adjustment	-	-
Cushion Extension / Tilt	-	-
Climate Features	-	-
Document Pouch	-	-
Lumbar Support	-	-
Trim Style	Smooth Black Vinyl	Smooth Black Vinyl
Vibration Performance	EM1/3/4/5/6/8	ISO7096-EM1/3/4/5/6/8
Seat Restraints	ISO6683, SAE J386	ISO6683, SAE J386

Optional Accessories

Stowable and Adjustable Comfort Armrests	-	-
Backrest Extension	-	-
Adjustable Headrest	○ Part No. 237478-01	○ Part No. 237478-01
2-Inch Retractable Seatbelt	○ Part No. 237634-01	○ Part No. 237634-01

New Generation KAB Seat

- Standard
- Optional feature
- Not Available

OrderPart Number
Application
Suspension Travel
Height Adjustment
Weight Adjustment
Voltage
Backrest Height
Upper Foam Width
Seat Cushion Width
Slide Rail Adjustment
Backrest Recline / Incline
Mounting Pattern
Damper Type
Operator Presence Switch
+180° Turn Table
Seat Tilt Adjustment
Cushion Extension
Climate Features
Document Pouch
Lumbar Support
Trim Style
Meeting Vibration Performance Specs
Seat Restraints

100 Series Mechanical Suspension



111-004-05
Construction, Paving, Mining, Material Handling, Industrial, and Agricultural Equipment
80 mm (3.15 Inches)
30 mm (1.2 Inches)
50-120 Kg (110-265 Lb.)
-
Mid-Back
480 mm (18.9 Inches)
480 mm / 530 mm (18.9 Inches / 20.9 Inches)
165 mm (6.5 Inches)
72° Recline 66° Incline
120 mm Lateral X 203 or 230 mm (4.75 Inches Lateral X 8.0 or 9.05 Inches)
Single Setting
-
-
-
-
-
-
A4 Pouch
-
Smooth Black Vinyl
EM1/3/4/6/8/9/IT1/IT4 78/764 EEC 1, 2, &3
ISO6683

100 Series Mechanical Suspension



111-006-05
Construction, Paving, Mining, Material Handling, Industrial, and Agricultural Equipment
80 mm (3.15 Inches)
30 mm (1.2 Inches) and Upstop Limiter
50-120 Kg (110-265 Lb.)
-
Mid-Back
480 mm (18.9 Inches)
480 mm / 530 mm (18.9 Inches / 20.9 Inches)
165 mm (6.5 Inches)
72° Recline 66° Incline
120 mm Lateral X 203 or 230 mm (4.75 Inches Lateral X 8.0 or 9.05 Inches)
Single Setting
-
-
-
-
-
A4 Pouch
Mechanical
Smooth Black Vinyl
EM1/3/4/6/8/9/IT1/IT4 78/764 EEC 1, 2, &3
ISO6683

Optional Accesories

Stowable and Adjustable Comfort Armrests
Backrest Extension
Adjustable Headrest
2 Inch Retractable Seatbelt

○ KAB198219 (Set of Left and Right) ○ KAB181815 (Left) ○ KAB181816 (Right)
-
○ KAB601060
○ KAB78856

○ KAB198219 (Set of Left and Right) ○ KAB181815 (Left) ○ KAB181816 (Right)
-
•
•

100 Series
Mechanical Suspension



111-005-41

Backhoe

80 mm (3.15 Inches)

30 mm (1.2 Inches) and Upstop Limiter

50-120 Kg (110-265 Lb.)

-

Mid-Back

480 mm (18.9 Inches)

480 mm / 530 mm
(18.9 Inches / 20.9 Inches)

165 mm (6.5 Inches)

72° Recline 66° Incline

120 mm Lateral X 203 or 230 mm
(4.75 Inches Lateral X 8.0 or 9.05 Inches)

Single Setting

-

Auto-Locking at 0° and 180°

-

-

-

A4 Pouch

Mechanical

Charcoal and Black Mordura Cloth

EM5

ISO6683

○ KAB198219 (Set of Left and Right)
○ KAB181815 (Left) ○ KAB181816 (Right)

-

○ KAB601049

•

100 Series
Mechanical Suspension



111-005-05

Backhoe

80 mm (3.15 Inches)

30 mm (1.2 Inches) and Upstop Limiter

50-120 Kg (110-265 Lb.)

-

Mid-Back

480 mm (18.9 Inches)

480 mm / 530 mm
(18.9 Inches / 20.9 Inches)

165 mm (6.5 Inches)

72° Recline 66° Incline

120 mm Lateral X 203 or 230 mm
(4.75 Inches Lateral X 8.0 or 9.05 Inches)

Single Setting

-

Auto-Locking at 0° and 180°

-

-

-

A4 Pouch

Mechanical

Smooth Black Vinyl

EM5

ISO6683

○ KAB198219 (Set of Left and Right)
○ KAB181815 (Left) ○ KAB181816 (Right)

-

○ KAB601060

•

100 Series
Air Suspension



151-005-41

Backhoe

80 mm (3.15 Inches)

30 mm (1.2 Inches) Variable Upstop

50-120 Kg (110-265 Lb.)

12-volt

Mid-Back

480 mm (18.9 Inches)

480 mm / 530 mm
(18.9 Inches / 20.9 Inches)

165 mm (6.5 Inches)

72° Recline 66° Incline

120 mm Lateral X 203 or 230 mm
(4.75 Inches Lateral X 8.0 or 9.05 Inches)

Single Setting

-

Auto-Locking at 0° and 180°

-

-

-

A4 Pouch

Mechanical

Charcoal and Black Mordura Cloth

EM5

ISO6683

○ KAB198219 (Set of Left and Right)
○ KAB181815 (Left) ○ KAB181816 (Right)

-

○ KAB601049

○ KAB78856

New Generation KAB Seat

- Standard
- Optional feature
- Not Available

Order Part Number
Application
Suspension Travel
Height Adjustment
Weight Adjustment
Voltage
Backrest Height
Upper Foam Width
Seat Cushion Width
Slide Rail Adjustment
Backrest Recline / Incline
Mounting Pattern
Fore/Aft Isolator Stroke
Damper Type
Swivel
Seat Tilt Adjustment
Cushion Extension
Climate Features
Document Pouch
Lumbar Support
Trim Style
Meeting Vibration Performance Specs
Seat Restraints

Optional Accesories

Stowable and Adjustable Comfort Armrests
Backrest Extension
Adjustable Headrest
Seatbelt *3-Point Seatbelt requires special armrests

500 Series Mechanical Suspension



515-002-41
A Wide Variety of General Construction, Mining, Forestry, and Specialty Equipment
100 mm (3.9 Inches)
50 mm (1.97 Inches)
50-120 Kg (110-265 Lb.)
-
Mid-Back
490 mm (19.3 Inches)
480 mm (18.9 Inches)
200 mm (7.87 Inches)
72° Recline 66° Incline
280 mm Lateral X 238 mm (9.37 Inches Lateral X 11.0 Inches)
-
Single Setting
-
-
-
-
A4 Pouch
-
Charcoal and Black Mordura Cloth
EM1/3/4/6/8
ISO6683

○ KAB182327 (Set) ○ KAB181815 (Left) ○ KAB181816 (Right)
-
•
○ KAB78856

600 Series Air Suspension



65K4-001-41
Excavators, Articulated Dump Trucks, Wheel Loaders, Graders, Crawler-Dozers and Cranes
100 mm (3.9 Inches)
60 mm (2.36 Inches) and Variable Height Adjust
50-200 Kg (110-440 Lb.)
24-volt
Hi-Back
484 mm (19.06 Inches)
509 mm (20.04 Inches)
170 mm (6.69 Inches)
72° Recline 66° Incline
280 or 350 mm Lateral X 280 or 350 mm (11.02 or 13.78 Inches Lateral X 11.02 or 13.78 Inches)
-
Single Setting
-
4° and 8°
2 Inch
Heat and Cool
-
Triple Cell Air
Charcoal and Black Mordura Cloth
EM1/3/4/6
ISO6683, SAE J386

○ KAB198219 (Set) ○ KAB198842 (Left) ○ KAB198843 (Right)
-
•
○ KAB78856 2-inch retractable * KAB180571 3-point

600 Series Air Suspension



65K4-002-41

Excavators, Articulated Dump Trucks, Wheel Loaders, Graders, Crawler-Dozers and Cranes

100 mm (3.9 Inches)

60 mm (2.36 Inches) and Variable Height Adjust

50-200 Kg (110-440 Lb.)

24-volt

Hi-Back

484 mm (19.06 Inches)

509 mm (20.04 Inches)

170 mm (6.69 Inches)

72° Recline 66° Incline

280 or 350 mm Lateral X 280 or 350 mm
(11.02 or 13.78 Inches Lateral X 11.02 or 13.78 Inches)

-

Single Setting

-

4° and 8°

2 Inch

-

A4 Pouch

Mechanical

Charcoal and Black Mordura Cloth

EM1/3/4/6

ISO6683, SAE J386

O KAB198219 (Set)

O KAB198842 (Left) O KAB198843 (Right)

-

•

O KAB78856 2-inch retractable
* KAB180571 3-point

800 Series Air Suspension



85K6-002-41

Agricultural, Industrial Lifts, and Specialty Vehicles

100 mm (3.9 Inches) with One Touch Riser

75 mm (2.95 Inches) and Variable Height Adjust

50-120 Kg (110-265 Lb.)

12-volt

Lo-Back

484 mm (19.06 Inches)

509 mm (20.04 Inches)

150 mm (5.91 Inches)

72° Recline 66° Incline

260 mm Lateral X 265 or 325 mm
(10.25 Inches Lateral X 10.43 or 12.8 Inches)

50 mm (1.97 Inches)

Single Setting

Auto-Locking at 10° and 20°

4° and 8°

2 Inch

Heat and Cool

-

Triple Cell Air

Charcoal and Black Mordura Cloth

EM6/8, IT1, IT2,
78/764 EEC 1,2,3, 5007 Class I, II, III

ISO 3776

O KAB198219 (Set)

O KAB198842 (Left) O KAB198843 (Right)

•

-

O KAB78856 2-inch retractable

800 Series Air Suspension



85K6-003-41

Agricultural, Industrial Lifts, and Specialty Vehicles

100 mm (3.9 Inches) with One Touch Riser

75 mm (2.95 Inches) and Variable Height Adjust

50-120 Kg (110-265 Lb.)

12-volt

Lo-Back

484 mm (19.06 Inches)

509 mm (20.04 Inches)

150 mm (5.91 Inches)

72° Recline 66° Incline

260 mm Lateral X 265 or 325 mm
(10.25 Inches Lateral X 10.43 or 12.8 Inches)

50 mm (1.97 Inches)

Single Setting

Auto-Locking at 10° and 20°

4° and 8°

2 Inch

-

A4 Pouch

Mechanical

Charcoal and Black Mordura Cloth

EM6/8, IT1, IT2,
78/764 EEC 1,2,3, 5007 Class I, II, III

ISO 3776

O KAB198219 (Set)

O KAB198842 (Left) O KAB198843 (Right)

•

-

O KAB78856 2-inch retractable

KAB//Seating

Health and Safety

It is important that drivers of work vehicles are fully protected from harmful vibrations. KAB seats help to reduce the effect of these on the human body. Careful seat selection is important and through consultation with KAB Seating's network of Authorized distributors the appropriate seat choice can be made to fit most popular brands and find the seating solution for your application.

Installation

Care should be taken to ensure a correct installation is made and the seat suspension movements and adjustments are free from obstructions in the cab area.

Maintenance

KAB Seating provides a full range of service parts to ensure seats can be maintained properly, key wear items such as shock absorbers, seat cushions and air valves should be replaced on a regular basis in accordance with the type of usage, amount of usage and environmental factors.

Regular removal of dust and dirt from the seat and cabin will improve the longevity of the seat.

CVG KAB Aftermarket USA

Piedmont, Alabama
T +1 800 459 7328
E infoamerica@cvgrp.com

CVG National Seating USA

Vonore, Tennessee
T +1 800 354 9621
E infoamerica@cvgrp.com

CVG World Headquarters

New Albany, Ohio, USA
Tel: (614) 289-5360
E info@cvgrp.com
www.cvgrp.com

KAB Australia

Kab Seating Pty. Ltd - Brisbane
T +61 (0) 7 3344 0500
E infoaustralia@cvgrp.com

CVG China

CVG Vehicle Components - Shanghai
T +86 21 5958 5801
E infochina@cvgrp.com

KAB Sweden

Kab Seating AB - Stockholm
T +46 (0) 8 554 427 00
E infosweden@cvgrp.com

KAB UK

Kab Seating Ltd - Northampton
T +44 (0) 1604 790500
E infouk@cvgrp.com
www.kabseating.com

KAB Belgium

ab Seating SA - Saintes
T +32 (0) 2 367 13 10
E infobelgium@cvgrp.com

www.kabseating.com

 @KABSeating

 KABSeatingUK

Distributor



KAB Seating is part of the Commercial Vehicle Group, a diverse global group of companies specialising in seating, wiper systems wire harnessing, electrical devices and trim.