


*Driving to the Future*



## Product Catalogue : CLUTCHES & FLYWHEEL ASSY

**MACAS Automotive Shoots for excellence. When you strive for excellence in everything you do, you're going to put yourself in contention to be one of the best at what you do.**

**Disclaimer :**  
**Brand mentioned is for reference only.**

# First class performance

Macas Automotive specialize in Friction material and clutches for LCV, HCV & Commercial Vehicles. Our clutch disc's and Button disc's are exceptional and everlasting. While Diaphragm & Conventional cover assy's are known for its smashing atonement.



## ABOUT US

MACAS Automotive, a well known IATF 16949 certified company in India, manufacturing CLUTCHES & FRICTION MATERIAL, having wide Range of automotive components for various auto applications. MACAS has been in to the Business of automotive components for more than two decades. During this period marked by major technological innovations & up gradation, MACAS has acquired deep expertise and know- how to manufacture world-class Auto components.

MACAS, a largest importer of Ceramic Buttons from world's # 1 manufacturer " MIBA Frictec " Austria, suitable for TATA, Ashok Leyland, AMW, Diagonal GB75 & tractor's button disc application.

MACAS , a world class CLUTCH manufacturer from dia 155 to 430 i.e. Clutch Disc, Button Disc, Diaphragm Cover Assy, Conventional Cover Assy, Lever KIT's, Spring KIT's, Pressure Plates, Fly wheel assy & Ring Gears.

MACAS philosophy is to continuous modernization and up gradation of skills, processes and machinery, with our vast production capacity, Computer Aided Design, low cost manufacturing systems and in – house tools making capabilities, make us capable to provide World Class Quality Product at very competitive prices.

MACAS, is committed to provide total customer satisfaction by anticipating customer needs and presenting Quality Parts & Services at the right time and at the right price. The customer and his ever changing need is our continuous source of inspiration.

MACAS, is supplying Clutches & Friction material to many government undertaking units like BEML Limited, The BEST Mumbai, HVF Avadi, tier 2 suppler to OEM supplier company and exporting to countries like Bangladesh, Sri Lanka & South Africa.

MACAS, Clutches are approved from CIRT Pune, holding TRC for supplying Clutches to All India State Road Transport Undertakings.

MACAS, Products are available all across India thru a vast Distribution Network of more than 250 Distributors, supported by 25+ Sales Professionals located at different parts of country.


## OUR MISSION & VISION

### ENLIGHTENED VISION

- To be dominant in Clutch manufacturing, Brake Lining and Ceramic Buttons.
- To establish 'MACAS brand' as No. 1 and to capture highest share of after-market as well as World.
- MACAS, to become a leader in auto industry, building trust, pride and confidence with customers and employees through continuous improvement.

# How MACAS Clutches are superior than others

## 160 MM SINGLE PLATE DRY FRICTION TYPE



### PRODUCT APPLICATION

- Engine Torque – 69 Nm
- City & short haul
- Utility vehicle

### PRODUCT FEATURES

#### Cover Assembly

- Light weight as pressed steel cover.
- Diaphragm spring design.
- Chrome Vanadium spring steel Diaphragm Springs duty hardened & tempered, tips induction hardened for more area resistance & shot peened for better endurance

#### Disc Assembly

- Cushioned organic disc.
- Long Travel damper design.
- Longer damper disc for smoother operation.
- Drive Hub made of high quality.
- Carbon manganese steel duty.

Toughened to absorb any shock load.

- Carbonitrided back plates & front plates for low wear / stop window biting by spring.

### PRODUCT ADVANTAGES


#### Cover Assembly

- Easy engagement & smooth vehicle take off.
- Low rattle noise.
- 25% Higher Diaphragm Life.
- Increased thermal capacity.
- Air Holes provided for better heat dissipation.

#### Disc Assembly

- Superior noise & vibration dampening = Longer gear box life.
- Less no. of moving parts = Low wear and less maintenance

## 170 MM SINGLE PLATE DRY FRICTION TYPE



### PRODUCT APPLICATION

- Small commercial vehicle upto 1.6T
- Engine Torque – 49 Nm 50
- City & short haul
- Utility vehicles

### PRODUCT FEATURES

#### Cover Assembly

- Light weight as pressed steel cover.
- Diaphragm spring design.
- Chrome Vanadium spring steel Diaphragm Springs with shot peening used for the high fatigue life of fingers

#### Disc Assembly

- Cushioned organic disc.
- Long Travel damper design.
- Longer damper disc for smoother operation

Drive Hub made of high quality carbon Manganese toughened steel to absorb any shock load.

- Carbonitrided back plates & front plates for low wear / stop window biting by spring.

### PRODUCT ADVANTAGES


#### Cover Assembly

- Easy engagement & smooth vehicle take off.
- Less rattle noise.
- 25% Higher Diaphragm Life.
- Increased thermal capacity.
- Air Holes provided for better heat dissipation.

#### Disc Assembly

- Superior noise & vibration dampening = Longer gear box Life.
- Less no. of moving parts = Low wear
- Less no. maintenance

## 240 MM SINGLE PLATE DRY FRICTION TYPE



### PRODUCT APPLICATION

- Small commercial vehicle upto 1.6T
- Engine Torque – 49 Nm
- City & short haul
- Light commercial vehicles

### PRODUCT FEATURES

#### Cover Assembly

- Light weight as pressed steel cover.
- Diaphragm spring design.
- Chrome Vanadium spring steel Diaphragm Springs with shot peening used for the high fatigue life of fingers

#### Disc Assembly

- Cushioned organic disc.
- Two Stage disc - High Torque Capacity.
- Long Travel damper design.
- Lower stiffness of damper spring.
- Drive Hub made of high quality carbon

Manganese steel toughened to absorb any shock load.

- Carbonitrided back plates & front plates for low wear / stop window biting by spring.

### PRODUCT ADVANTAGES


#### Cover Assembly

- Easy engagement & smooth vehicle take off.
- Less rattle noise.
- 25% Higher Diaphragm Life.
- Increased thermal capacity.
- Air Holes provided for better heat dissipation.

#### Disc Assembly

- Superior noise and vibration dampening = Longer gear box Life.
- Less no. of moving parts = Low wear

## 280 MM SINGLE PLATE DRY FRICTION TYPE



### PRODUCT APPLICATION

- Small commercial vehicle upto 1.6T
- Engine Torque – 325 Nm
- City & short haul
- Goods and passenger vehicles

### PRODUCT FEATURES

#### Cover Assembly

- Light weight as pressed steel cover.
- Diaphragm spring design.
- Chrome Vanadium spring steel Diaphragm Springs duty hardened & tempered, tips induction hardened for more area resistance & shot peened for better endurance

#### Disc Assembly

- Cushioned organic disc.
- High Torque Capacity disc.
- Additional reinforcement making the core extra sturdier than any others make.
- Long damper disc.

- Drive Hub made of high quality carbon Manganese toughened steel to absorb any shock load.
- Carbonitrided back plates & front plates for low wear / stop window biting by spring.

### PRODUCT ADVANTAGES


#### Cover Assembly

- Easy engagement & smooth vehicle take off.
- Less rattle noise.
- 25% Higher Diaphragm Life.
- Increased thermal capacity.
- Air Holes provided for better heat dissipation.
- Lower initial clutch release load.

#### Disc Assembly

- Superior noise and vibration dampening = Longer gear box Life.
- Less no. of moving parts = Low wear
- Extra smooth engagement

## 310 MM SINGLE PLATE DRY FRICTION TYPE



### PRODUCT APPLICATION

- Tonnage - 10T to 16T
- Engine Torque – 400 Nm to 430 Nm
- City & short haul
- Goods and passenger

### PRODUCT FEATURES

#### Cover Assembly

- Light weight as pressed steel cover.
- Diaphragm spring design.
- Chrome Vanadium spring steel Diaphragm Springs additional reinforcement making the core extra sturdier than any others make

#### Disc Assembly

- Cushioned organic disc.
- High Torque Capacity disc.
- Study core more thickness of reinforcing disc than other manufacturers.
- Lower stiffness of damper spring.

- Drive Hub made of high quality carbon Manganese toughened steel to absorb any shock load.
- Carbonitrided back plates & front plates for low wear / stop window biting by spring.

### PRODUCT ADVANTAGES


#### Cover Assembly

- Easy engagement & smooth vehicle take off.
- Less rattle noise.
- 25% Higher Diaphragm Life.
- Increased thermal capacity.
- Air Holes provided for better heat dissipation.
- Lower initial clutch release load.

#### Disc Assembly

- Superior noise and vibration dampening = Longer gear box Life.
- Less no. of moving parts = Low wear

## 330 MM SINGLE PLATE DRY FRICTION TYPE



### PRODUCT APPLICATION

- Vehicles up to 16 tonnes
- Engines Torque upto 450 NM
- Goods – Long haul, Tippers, Short haul & Trailer applications
- Passenger – Inter City & Intra City applications

### PRODUCT FEATURES

#### Cover Assembly

- Cast Cover
- Direct pressure coil spring design.
- Easy to install.
- Needle roller bearing to ensures smooth working of clutch.

#### Disc Assembly

- Ceramic and Cushioned Disc options.

- Use of collector ring ensures flat surface for release bearing.
- Study core more thickness of reinforcing disc than other manufacturers make.

### PRODUCT ADVANTAGES

#### Cover Assembly

- Low reciprocating weight results in less fuel Consumption.
- Adjustment free clutch.
- Thicker Pressure Plate for Improved Heat Sink and longer life.
- Easy Serviceability & maintainability.

#### Disc Assembly

- Smooth engagement and easy take off.
- Higher wear depth in Ceramic buttons contribute to longer life.

## 352 MM SINGLE PLATE DRY FRICTION TYPE



### PRODUCT APPLICATION

- Engine Torque – 500 Nm to 650 Nm
- Tonnage – 25T to 40T
- Goods – Long haul, Tippers, Short haul & trailer applications
- Passenger – Inter City & Intra City applications

### PRODUCT FEATURES

#### Cover Assembly

- Light weight as pressed steel cover.
- Direct pressure coil spring design.
- Variants in clamp force.
- Easy to install.
- Needle roller bearing for friction free movement

#### Disc Assembly

- Option for Ceramic, Cushion ceramic and Cushioned organic discs.
- Spring location with respect to ceramic buttons modified to allow extra usage of flywheel surface by maximum no. of cuts in reconditioning

- Induction hardening provided at specific area to minimize wear.

### PRODUCT ADVANTAGES

#### Cover Assembly

- Lesser weight and lower moment of inertia.
- Easy Serviceability & maintainability.
- Low cost for repair.
- Higher thermal capacity.

#### Disc Assembly

##### Cushion Ceramic

- Smooth engagement, Smooth vehicle take off.
- High abuse and temp withstanding capacity For severe applications.


##### Rigid Ceramic disc

- High abuse and temp withstanding capacity for severe applications.

##### Cushioned Organic

- Smooth engagement, Smooth vehicle take off.

## 353 MM SINGLE PLATE DRY FRICTION TYPE



### PRODUCT APPLICATION

- Engine Torque – 500 Nm to 650 Nm
- Tonnage – 25T to 40T
- Goods – Long haul, Tippers, Short haul & trailer applications
- Passenger – Inter City & Intra City applications

### PRODUCT FEATURES

#### Cover Assembly

- Light weight as pressed steel cover.
- Direct pressure coil spring design.
- Variants in clamp force.
- Easy to install.
- Needle roller bearing for friction free movement

#### Disc Assembly

- Option for Ceramic, Cushion ceramic and Cushioned organic discs.

- Spring location with respect to ceramic buttons modified to allow extra usage of flywheel surface by maximum no. of cuts in recondition in
- Induction hardening provided at specific area to minimize wear.

### PRODUCT ADVANTAGES

#### Cover Assembly

- Lesser weight and lower moment of inertia.
- Easy Serviceability & maintainability.
- Low cost for repair.
- Higher thermal capacity.

#### Disc Assembly


##### Rigid Ceramic disc

- High abuse and temp withstanding capacity for severe applications.

##### Cushioned Organic

- Smooth engagement, Smooth vehicle take off.

## 380 MM SINGLE PLATE FRICTION TYPE



### PRODUCT APPLICATION

- Vehicles up to 49 tonnes
- Engines Torque upto 850 Nm
- Goods - Multi Axle trailers, long haul & Tippers
- Passenger - Intra city Bus

### PRODUCT FEATURES

#### Cover Assembly

- SG Cast Cover robust design.
- Direct pressure coil spring design.
- Collector ring ensures flat surface for release bearing.
- Adjustment free clutch
- Needle rollers in the cover assembly ensures smooth working of clutch.
- Unique lever design with higher lever ratio.

#### Disc Assembly

- Rigid Ceramic, Cushioned Organic and Cushioned Ceramic discs options.
- Spring location with respect to ceramic buttons modified to allow extra usage of flywheel surface by maximum no. of cuts in recondition in

flywheel face in case of re-surfacing.

- Induction hardening provided at specific area to minimize wear.

### PRODUCT ADVANTAGES

#### Cover Assembly

- Low reciprocating weight results in less fuel consumption.
- Thicker Pressure Plate for improved Heat Sink & longer life.
- Easy Serviceability & maintainability.
- Fins provided for better heat dissipation.

#### Disc Assembly

##### Cushion Ceramic

- Smooth engagement, Smooth vehicle take off.
- High abuse and temp withstanding capacity for severe applications.


##### Rigid Ceramic disc

- High abuse and temp withstanding capacity for severe applications.

##### Cushioned Organic

- Smooth engagement, Smooth vehicle take off.

## 381 MM SINGLE PLATE DRY FRICTION TYPE



### PRODUCT APPLICATION

- Vehicles up to 49 tonnes
- Engines Torque upto 850 Nm
- Truck - Multi Axle trailers, long haul & Tipper
- Passenger - Intra city Bus

### PRODUCT FEATURES

#### Cover Assembly

- Direct pressure coil spring design.
- Collector ring ensures flat surface for release bearing.
- Adjustment free clutch
- Needle rollers in the cover assembly ensures smooth working of clutch.
- Unique lever design with higher lever ratio.

#### Disc Assembly

- Rigid Ceramic, Cushioned Organic and Cushioned Ceramic discs options.

- Spring location with respect to ceramic buttons modified to allow extra usage of flywheel surface by maximum no. of cuts in recondition in flywheel face in case of re-surfacing.
- Induction hardening provided at specific area to minimize wear.

### PRODUCT ADVANTAGES

#### Cover Assembly

- Low reciprocating weight results in less fuel consumption.
- Thicker Pressure Plate for improved Heat Sink & longer life.
- Easy Serviceability & maintainability.

#### Disc Assembly


##### Rigid Ceramic disc

- High abuse and temp withstanding capacity for severe applications.

##### Cushioned Organic

- Smooth engagement, Smooth vehicle take of

## 240 MM SINGLE PLATE DRY FRICTION TYPE (Tractor)



### PRODUCT APPLICATION

Tractors

### PRODUCT FEATURES

#### Cover Assembly

- Light weight cover.

#### Disc Assembly

- Cushioned organic disc.
- Drive Hub made of high quality carbon
- Manganese toughened steel to absorb any shock load.

### PRODUCT ADVANTAGES


#### Cover Assembly

- Easy engagement & smooth vehicle take off.
- Less rattle noise.
- 25% Higher Diaphragm Life.
- Increased thermal capacity.
- Air Holes provided for better heat dissipation.
- Lower initial clutch release load.

#### Disc Assembly

- Superior noise and vibration dampening = Longer gear box Life.
- Less no. of moving parts = Low wear

## 280 MM SINGLE PLATE DRY FRICTION TYPE (Tractor)



### PRODUCT APPLICATION

- Truck & Tractor

### PRODUCT FEATURES

#### Cover Assembly

- Light weight as pressed steel cover.

#### Disc Assembly

- Cushioned organic disc.
- High Torque Capacity disc.
- Study core more thickness of reinforcing disc than other manufacturers.
- Longer damper disc.
- Drive Hub made of high quality carbon

- Manganese toughened steel to absorb any shock load.
- Carbonitrided back plates & front plates for low wear / stop window biting by spring.

### PRODUCT ADVANTAGES


#### Cover Assembly

- Easy engagement & smooth vehicle take off.
- Less rattle noise.
- Lower initial clutch release load.

#### Disc Assembly

- Superior noise and vibration dampening = Longer gear box Life.
- Less no. of moving parts = Low wear

## 310 MM SINGLE PLATE DRY FRICTION TYPE



### PRODUCT APPLICATION

- Truck

### PRODUCT FEATURES

#### Cover Assembly

- Light weight cast cover.
- Chrome Vanadium spring steel Diaphragm Springs with shot peening used for the high fatigue life of fingers

#### Disc Assembly

- Cushioned organic disc.
- High Torque Capacity disc.
- Additional reinforcement making the core extra sturdies than any other make
- Lower stiffness of damper spring.
- Drive Hub made of high quality carbon

- Manganese steel toughened to absorb any shock load.
- Carbonitrided back plates & front plates for low wear / stop window biting by spring.

### PRODUCT ADVANTAGES

#### Cover Assembly

- Easy engagement & smooth vehicle take off.
- Less rattle noise.
- Increased thermal capacity.
- Lower initial clutch release load.

#### Disc Assembly

- Superior noise and vibration dampening = Longer gear box Life.
- Less no. of moving parts = Low wear

## 395 MM SINGLE PLATE DRY FRICTION TYPE



### PRODUCT APPLICATION

- Vehicles up to 25 tonnes
- Engines Torque Rating upto 1100 Nm
- Truck – Multiaxle, Tipper and trailer applications
- Bus – Long Haul Multiaxle Luxury buses

### PRODUCT FEATURES

#### Cover Assembly

- Lightweight Pressed Steel Cover.
- Chrome Vanadium spring steel Diaphragm Spring for extended life.
- Variants in clamp force.

#### Disc Assembly

- Cerametallic button and Cushioned Clutch
- Disc to suit various applications.
- Pre-dampening design.

- Variants in dampening suitable to vehicle.

### PRODUCT ADVANTAGES

#### Cover Assembly


- Low reciprocating weight results in less fuel consumption.
- Less moving parts = less Wear and Tear.
- Pressed Steel cover with thicker Pressure Plate for Improved Heat Sink and better life.

#### Disc Assembly

##### Cushion Ceramic

- Smooth engagement, Smooth vehicle take off.
- Better noise and vibration dampening.
- Pre-dampening for rattle noise dampening.
- Lower Stiffness of damper spring.
- Variants in dampening suitable to vehicle.
- Pre-dampening design.

## 430 MM SINGLE PLATE DRY FRICTION TYPE



### PRODUCT APPLICATION

- Vehicle from 30 Tonnes onwards
- Engines Torque Rating from 900 Nm to 1800 Nm
- Goods-Multiaxle Trailers and Multiaxle tippers
- Passenger- Long Haul Multiaxle Luxury buses

### PRODUCT FEATURES

#### Cover Assembly

- Lightweight Pressed Steel Cover.
- Release Bearing Taper Snap-in or Parallel Fitment.
- Chrome Vanadium Diaphragm Spring.
- Thicker Pressure Plate.

#### Disc Assembly

- Cushioned Disc.

### PRODUCT ADVANTAGES







#### Cover Assembly

- Low weight = Low Inertia & Perfect balance.
- Less moving parts.
- Pressed Steel cover accommodates a thicker Pressure Plate for Improved Heat Sink.

#### Disc Assembly







- Cushioned Disc for smooth Engagement.
- Better Noise and Vibration dampening.
- Pre-dampening for antirattle noise.
- Improved gear box life.

**CLUTCHES RANGE - INDIAN VEHICLES wef 01.01.2019**

| Sr.#                           | Export Part # | India MKT Part # | Size           | Suitable for / Vehicles Application      | Product Image   |
|--------------------------------|---------------|------------------|----------------|--|---|
| <b>MAHINDRA &amp; MAHINDRA</b> |               |                  |                |  |   |
| 1                              | EXM-162-0     | MCD-162-0        | 160 Dia        | Clutch Disc Mahindra Champion AF         |    |
| 2                              | EXM-160-0     | MDA-160-0        | 160 Dia        | Diaphragm Cover Assy Mahindra Champion   |    |
| 3                              | EXM-242-0     | MCD-242-0        | 240 Dia        | Clutch Disc Mahindra Bolero / Pickup- AF |   |
| 4                              | EXM-2420-0    | MDA-2420-0       | 240 Dia        | Diaphragm Cover Assy Bolero / Pickup     |  |
| 5                              | EXM-242-KIT   | MKT-242-KIT      | 240 Dia CD+DCA | Clutch set Mahindra Bolero / Pickup      |  |
| 6                              | EXM-243-0     | MCD-243-0        | 240 Dia        | Clutch Disc Mahindra Scorpio AF          |  |



**CLUTCHES RANGE - INDIAN VEHICLES wef 01.01.2019**

| Sr.#                            | Export Part # | India MKT Part # | Size        | Suitable for / Vehicles Application          | Product Image   |
|---------------------------------|---------------|------------------|-------------|--|---|
| <b><u>MAHINDRA NAVISTAR</u></b> |               |                  |             |  |   |
| 7                               | EXM-3953-0    | MCA-3953-0       | 395 Dia CD  | Clutch Disc 395 dia Mahindra Navistar        |    |
| 8                               | EXM-3952-0    | MDA-3952-0       | 395 Dia DCA | Diaphragm Cover Assy Mahindra Navistar       |    |
| <b><u>FORCE MOTORS</u></b>      |               |                  |             |  |   |
| 9                               | EXM-2410-0    | MCD-2410-0       | 240 Dia CD  | Clutch Disc 240 dia Force Cruiser AF         |    |
| 10                              | EXM-2897-0    | MCD-2897-0       | 280 Dia CD  | Clutch Disc 280 dia Force Tempo Traveller AF |  |
| <b><u>BAJAJ</u></b>             |               |                  |             |  |   |
| 11                              | EXM-167-0     | MCD-167-0        | 160 Dia     | Clutch Disc Bajaj GC 1000 AF                 |  |
| 12                              | EXM-160-0     | MDA-160-0        | 160 Dia     | Diaphragm Cover Assy Bajaj GC 1000           |  |
| <b><u>TATA ACE</u></b>          |               |                  |             |  |   |







**CLUTCHES RANGE - INDIAN VEHICLES wef 01.01.2019**

| Sr.#                         | Export Part # | India MKT Part # | Size           | Suitable for / Vehicles Application          | Product Image   |
|------------------------------|---------------|------------------|----------------|--|---|
| 13                           | EXM-1701-0    | MCD-1701-0       | 170 Dia        | Clutch Disc Tata ACE / Magic AF              |    |
| 14                           | EXM-1700-0    | MDA-1700-0       | 170 Dia        | Diaphragm Cover Assy Tata ACE / Magic        |    |
| 15                           | EXM-170-KIT   | MKT-170-KIT      | 170 Dia CD+DCA | Clutch set Tata ACE / Magic                  |    |
| <b><u>TATA 407 / 207</u></b> |               |                  |                |  |   |
| 16                           | EXM-2406-0    | MCD-2406-0       | 240 NA AF      | Clutch Disc GB 18 Tata 407 OM 6 Window AF    |  |
| 17                           | EXM-241-0     | MCD-241-0        | 240 TC AF      | Clutch Disc GB 18 Tata 407 Turbo 4 Window AF |  |
| 18                           | EXM-2402-0    | MCD-2402-0       | 240 Dia        | Clutch Disc Tata 207 DI Turbo AF             |  |







**CLUTCHES RANGE - INDIAN VEHICLES wef 01.01.2019**

| Sr.#                         | Export Part # | India MKT Part # | Size      | Suitable for / Vehicles Application                             | Product Image   |
|------------------------------|---------------|------------------|-----------|---|---|
| 19                           | EXM-2400-0    | MDA-2400-0       | 240 TC    | Diaphragm Cover Assy GB 18 Tata 407 Turbo                       |    |
| <b>TATA 609 / 709 / 1210</b> |               |                  |           |   |   |
| 20                           | EXM-281-0     | MCD-281-0        | 280 TC AF | Clutch Disc GB 27 Tata 609 / 709 Turbo AF - 4.0 mm              |    |
| 21                           | EXM-281-0     | MCD-281-0        | 280 TC AF | Clutch Disc GB 27 Tata 609 / 709 Turbo AF - 4.0 mm Close Window |   |
| 22                           | EXM-2816-0    | MCD-2816-0       | 101-MD    | Clutch Disc GB 27 Tata 609 / 709 AF - 3.5 mm                    |  |
| 23                           | EXM-2806-0    | MCD-2806-0       | 102-MD    | Clutch Disc GB 27 Tata 609 / 709 AF - 4.0 mm                    |  |
| 24                           | EXM-2802-0    | MDA-2802-0       | 280 TC    | Diaphragm Cover Assy Tata 709 Turbo                             |  |

**CLUTCHES RANGE - INDIAN VEHICLES wef 01.01.2019**

| Sr.# | Export Part # | India MKT Part # | Size             | Suitable for / Vehicles Application                           | Product Image   |
|------|---------------|------------------|------------------|---|---|
| 25   | EXM-2800-0    | MCA-2800-0       | 280 Wide 3 Lever | Conventional Cover Assy 280 GB 30 -<br>Tata 1210 S Wide Lever |    |
| 26   | EXM-2803-0    | MCA-2803-0       | 280 thin 3 lever | Conventional Cover Assy 280 GB 27 -<br>Tata 1210 D Thin Lever |    |
| 27   | EXLK-2800-0   | MLK-2800-0       | 280 Wide 3 Lever | Lever KIT GB 30 -Tata 1210 S Wide<br>Lever assy               |    |
| 28   | EXLK-2803-0   | MLK-2803-0       | 280 thin 3 lever | Lever KIT GB 27 -Tata 1210 D Thin<br>lever assy               |  |
| 29   | EXSK-2800-0   | MSK-2800-0       | 280-             | Spring KIT GB 30 -Tata 1210 S Wide<br>Lever assy              |  |
| 30   | EXSK-2803-0   | MSK-2803-0       | 280-             | Spring KIT GB 27 -Tata 1210 D Thin<br>lever assy              |  |

**CLUTCHES RANGE - INDIAN VEHICLES wef 01.01.2019**

| Sr.#   | Export Part # | India MKT Part # | Size          | Suitable for / Vehicles Application                          | Product Image   |
|--|---------------|------------------|---------------|--|---|
| 31   | EXM-2800-2    | MPP-2800-2       | 280-          | Pressure Plate GB 30 -Tata 1210 S<br>Wide Lever assy         |    |
| 32   | EXM-2803-2    | MPP-2803-2       | 280-          | Pressure Plate GB 27 -Tata 1210 D<br>Thin lever assy         |    |
| <b><u>TATA 1210 / SE / 1312 / 1109 / 1510 / 1612 / LPT</u></b> |               |                  |               |  |   |
| 33   | EXM-311-0     | MCD-311-0        | 310 Dia AF    | Clutch disc 310 dia GB 40 Tata<br>1312,2213 AF               |   |
| 34   | EXM-311-0-HL  | MCD-311-0-HL     | 310 Dia AF HL | Clutch Disc 310 dia GB 40 Tata 1312,<br>1512 TC High Load AF |  |
| 35   | EXM-3101-0    | MDA-3101-0       | 310 NA        | Diaphragm Cover Assy Tata 1210 /<br>1312 / 1513 (GB40)       |  |
| 36   | EXM-3102-0    | MDA-3102-0       | 310 TC        | Diaphragm Cover Assy 310 TC GB-40<br>Tata 1312TC,1512TC      |  |

**CLUTCHES RANGE - INDIAN VEHICLES wef 01.01.2019**

| Sr.#   | Export Part # | India MKT Part # | Size                 | Suitable for / Vehicles Application                                   | Product Image   |
|--|---------------|------------------|----------------------|---|---|
| 37   | EXM-3100-0    | MCA-3100-0       | 310 4 L              | Conventional Cover Assy Tata 1210 / 1312 / 1510 (GB40)                |    |
| 38   | EXLK-3100-0   | MLK-3100-0       | 310-4L               | Lever KIT Tata 1210 / 1312 / 1510 (GB40)                              |    |
| 39   | EXSK-3100-0   | MSK-3100-0       | 310-                 | Spring KIT Tata 1210 / 1312 / 1510 (GB40)                             |    |
| 40   | EXM-3100-2    | MPP-3100-2       | 310-                 | Pressure Plate Tata 1210 / 1312 / 1510 (GB40)                         |  |
| <b><u>TATA 1613 / 1510 / 1613 / 1616 BSIII</u></b> |               |                  |                      |   |   |
| 41   | EXM-332-0     | MCD-332-0        | 330 Cu Org TML AF    | Clutch Disc Tata 1613 TC / 1510 TC / Tipper Models / 1616 BSIII AF    |  |
| 42   | EXM-332-0-HC  | MCD-332-0-HC     | 330 Cu Org TML HC AF | Clutch Disc Tata 1613 TC / 1510 TC / Tipper Models / 1616 BSIII HC AF |  |

**CLUTCHES RANGE - INDIAN VEHICLES wef 01.01.2019**







| Sr.# | Export Part # | India MKT Part # | Size       | Suitable for / Vehicles Application                             | Product Image   |
|------|---------------|------------------|------------|---|---|
| 43   | EXM-331-0     | MBD-331-0        | 330 BD-TML | Button Disc 330 Tata 1613 Turbo / 1510 TC                       |    |
| 44   | EXM-330-0     | MCA-330-0        | 330 3 L    | Cover Assy Tata 1613 Turbo / 1510 TC / Tipper Model / 1616BSIII |    |
| 45   | EXM-3303-0    | MCA-3303-0       | 330 4 L    | Cover Assy Tata 1613 Turbo / 1510 TC / Tipper Model / 1616BSIII |    |
| 46   | EXLK-330-0    | MLK-330-0        | 330 - 3 L  | Lever KIT Tata 1613 Turbo / 1510 TC / Tipper Model / 1616BSIII  |  |
| 47   | EXLK-3303-0   | MLK-3303-0       | 330 - 4 L  | Lever KIT Tata 1613 Turbo / 1510 TC / Tipper Model / 1616BSIII  |  |
| 48   | EXSK-330-0    | MSK-330-0        | 330 - 3 L  | Spring KIT Tata 1613 Turbo / 1510 TC / Tipper Model / 1616BSIII |  |

**CLUTCHES RANGE - INDIAN VEHICLES wef 01.01.2019**

| Sr.# | Export Part # | India MKT Part # | Size              | Suitable for / Vehicles Application                                     | Product Image   |
|------|---------------|------------------|-------------------|---|---|
| 49   | EXSK-3300-0   | MSK-3300-0       | 330 - 4 L         | Spring KIT Tata 1613 Turbo / 1510 TC / Tipper Model / 1616BSIII         |    |
| 50   | EXM-330-2     | MPP-330-2        | 330 - 3 L         | Pressure Plate Tata 1613 Turbo / 1510 TC / Tipper Model / 1616BSIII     |    |
| 51   | EXM-330-2-WB  | MPP-330-2-WB     | 330 - 3 L-WB      | Pressure Plate Tata 1613 Turbo / 1510 TC / Tipper Model / 1616BSIII W/B |    |
| 52   | EXM-3300-2    | MPP-3300-2       | 330 - 4 L         | Pressure Plate Tata 1613 Turbo / 1510 TC / Tipper Model / 1616BSIII     |  |
| 53   | EXM-3301-2    | MPP-3301-2       | 330 - 4 L Ceramic | Pressure Plate 330   Lever assy Ceramic                                 |  |



**CLUTCHES RANGE - INDIAN VEHICLES wef 01.01.2019**

| Sr.#                                 | Export Part # | India MKT Part # | Size                | Suitable for / Vehicles Application                                    | Product Image   |
|--------------------------------------|---------------|------------------|---------------------|--|---|
| <b><u>TATA 2515 /2516 / 3515</u></b> |               |                  |                     |  |   |
| 54                                   | EXM-3504-0-HC | MCD-3504-0-HC    | 352 Cu Org Disc 4.2 | Clutch Disc 352 Cushioned Star Bus High Cooper AF 4.2 mm               |    |
| 55                                   | EXM-353-0     | MBD-353-0        | 352 BD              | Button Disc 352 Tata 2515 / 2516 / 3515 ( 1.5"spline GB 50)            |    |
| 56                                   | EXM-354-0     | MBD-354-0        | 352 BD              | Button Disc 352 Tata 2515 / 2516 / 3515 ( 1.75" spline GB 60)          |   |
| 57                                   | EXM-3523-0    | MBD-3523-0       | 352 BD              | Button Disc 352 Tata 2515 / 2516 / 3515 ( 1.75" spline Long Hub GB 60) |  |
| 58                                   | EXM-352-0-WB  | MCA-352-0-WB     | 352 3 L WB          | Cover Assy Tata 2515/2516/3515 GB-60 with Bearing cage Assy            |  |
| 59                                   | EXM-352-0     | MCA-352-0        | 352 3 L             | Cover Assy Tata 2515/2516/3515 GB-60 without Bearing cage              |  |

**CLUTCHES RANGE - INDIAN VEHICLES wef 01.01.2019**

| Sr.#  | Export Part # | India MKT Part # | Size             | Suitable for / Vehicles Application                       | Product Image   |
|---|---------------|------------------|------------------|---|---|
| 60  | EXLK-352-0    | MLK-352-0        | 352 - 3 L        | Lever KIT Tata 2515/2516/3515 GB-50/60 with Bearings      |    |
| 61  | EXSK-352-0    | MSK-352-0        | 352 - 3 L        | Spring KIT Tata 2515/2516/3515 GB-50/60                   |    |
| 62  | EXM-352-2     | MPP-352-2        | 352 - 3 L        | Pressure Plate Tata 2515/2516/3515 GB-50/60               |    |
| 63  | EXM-352-2-WB  | MPP-352-2-WB     | 352 - 3 L-WB     | Pressure Plate Tata 2515/2516/3515 GB-50/60 with bearings |  |
| 64  | EXM-352-14    | MRB-352-14       | 352 BG 3L assy   | Bearing cage Assy 352 assy GB 60                          |  |
| <b><u>TATA 2516 / 3518 / 4010 / TML</u></b> |               |                  |                  |   |   |
| 65  | EXM-391-0-HC  | MCD-391-0-HC     | 380 HC AF-4.5 mm | Clutch Disc Tata 2516 (GB75) TML High Copper AF           |  |

**CLUTCHES RANGE - INDIAN VEHICLES wef 01.01.2019**

| Sr.# | Export Part # | India MKT Part # | Size              | Suitable for / Vehicles Application                      | Product Image   |
|------|---------------|------------------|-------------------|--|---|
| 66   | EXM-384-0     | MBD-384-0        | 380 Diaog BD      | Button Disc Tata 2516 BG75 Diaognal<br>6 paddle          |    |
| 67   | EXM-3801-0    | MBD-3801-0       | 380 TML BD 4.8 mm | Button Disc Tata 2516 BG75 - 4.8 mm l<br>6 paddle        |    |
| 68   | EXM-380-0     | MCA-380-0        | 380 3L            | Conventional Cover Assy Tata 2516<br>GB 75 TML - 3 Lever |    |
| 69   | EXLK-380-0    | MLK-380-0        | 380 3L            | Lever KIT Tata 2516 GB 75 TML - 3<br>Lever               |  |
| 70   | EXSK-380-0    | MSK-380-0        | 380 3L            | Spring KIT Tata 2516 GB 75 TML - 3<br>Lever              |  |
| 71   | EXM-380-2     | MPP-380-2        | 380 3L            | Pressure Plate Tata 2516 GB 75 TML -<br>3 Lever          |  |

**CLUTCHES RANGE - INDIAN VEHICLES wef 01.01.2019**

| Sr.#                             | Export Part # | India MKT Part # | Size           | Suitable for / Vehicles Application                       | Product Image   |
|----------------------------------|---------------|------------------|----------------|---|---|
| 72                               | EXM-380-2-WB  | MPP-380-2-WB     | 380 3L-WB      | Pressure Plate Tata 2516 GB 75 TML - 3 Lever with bearing |    |
| 73                               | EXM-380-28    | MRB-380-28       | 380 RB 3L assy | Clutch Release Bearing 380 CCA GB 75                      |    |
| <b><u>TATA PRIMA</u></b>         |               |                  |                |   |   |
| 74                               | EXM-4301-0    | MCD-4301-0       | 430 Dia CD     | Clutch Disc 430 dia Tata Prima                            |   |
| 75                               | EXM-4300-0    | MDA4300-0        | 430 Dia DCA    | Diaphragm Cover Assy 430 dia Tata Prima                   |  |
| <b><u>ASHOK LEYLAND DOST</u></b> |               |                  |                |   |   |
| 76                               | EXM-2151-0    | MCS-2151-0       | 215 Dia        | Clutch Disc Leyland Dost AF                               |  |
| 77                               | EXM-2150-0    | MDA-2150-0       | 215 Dia        | Diaphragm Cover Assy Leyland Dost                         |  |







**CLUTCHES RANGE - INDIAN VEHICLES wef 01.01.2019**

| Sr.#  | Export Part # | India MKT Part # | Size                | Suitable for / Vehicles Application                 | Product Image   |
|---|---------------|------------------|---------------------|---|---|
| 78  | EXM-2151-KIT  | MKT-2151-KIT     | CD+DCA              | Clutch Set Leyland Dost                             |    |
| <b><u>ASHOK LEYLAND CARGO / IVECO 707/909</u></b>               |               |                  |                     |   |   |
| 79  | EXM-312-0     | MCD-312-0        | 310 Dia AF-LL cargo | Clutch disc 310 dia Leyland Cargo AF                |    |
| 80  | EXM-3103-0    | MDA-3103-0       | 310 NA-AL           | Diaphragm Cover Assy 310 dia Leyland Cargo          |    |
| <b><u>ASHOK LEYLAND COMET</u></b>                               |               |                  |                     |   |   |
| 81  | EXM-333-0     | MCD-333-0        | 330 Cu Org AL AF    | Clutch Disc 330 dia AL 13" Cushioned AF             |  |
| 82  | EXM-333-0-HC  | MCD-333-0-HC     | 330 Cu Org AL HC AF | Clutch Disc 330 dia AL 13" High Cooper Cushioned AF |  |
| 83  | EXM-3305-0    | MBD-3305-0       | 330 BD-AL           | Button Disc 330 Leyland 6 Paddle                    |  |
| <b><u>ASHOK LEYLAND VIKING / CHEETAH / TUSKER-1613/2214</u></b> |               |                  |                     |   |   |

**CLUTCHES RANGE - INDIAN VEHICLES wef 01.01.2019**

| Sr.# | Export Part # | India MKT Part # | Size                | Suitable for / Vehicles Application                           | Product Image   |
|------|---------------|------------------|---------------------|---|---|
| 84   | EXM-357-0     | MCD-357-0        | 352 Dia AF Thick    | Clutch Disc Leyland Taurus 2516 / Panther / Stallion Thick AF |    |
| 85   | EXM-358-0     | MCD-358-0        | 352 Dia AF Thin     | Clutch Disc Leyland Hino 110 / 130 PS Engine Thin AF          |    |
| 86   | EXM-355-0-HC  | MCD-355-0-HC     | 352 Cu Org Disc 5.7 | Clutch Disc 352 Cushioned Org Leyland 14" Tuskar, 2214 HC AF  |    |
| 87   | EXM-3521-0    | MCA-3521-0       | 353 3L              | Conventional Cover Assy Leyland 14" Hino - 3 Lever            |  |
| 88   | EXM-3520-0    | MCA-3520-0       | 353-4L              | Conventional Cover Assy Leyland 14" Tuskar, 2214-4 Lever      |  |
| 89   | EXM-356-0     | MBD-356-0        | 353 LL 14" BD       | Button Disc Leyland 14" Cheeta/Comet/Tusker Tipper            |  |

**CLUTCHES RANGE - INDIAN VEHICLES wef 01.01.2019**

| Sr.# | Export Part # | India MKT Part # | Size     | Suitable for / Vehicles Application           | Product Image   |
|------|---------------|------------------|----------|---|---|
| 90   | EXLK-3521-0   | MLK-3521-0       | 353 - 3L | Lever KIT Leyland 14" Hino - 3 Lever          |    |
| 91   | EXLK-3520-0   | MLK-3520-0       | 353 - 4L | Lever KIT Leyland Tuskar, 2214-4 Lever        |    |
| 92   | EXSK-3520-0   | MSK-3520-0       | 353 - 4L | Spring KIT Leyland Tuskar, 2214-4 Lever       |    |
| 93   | EXM-3521-28   | MFP-3521-28      | 353 3L   | Face Plate Leyland 14" Hino 3 Lever assy      |  |
| 94   | EXM-3520-28   | MFP-3520-28      | 353 4L   | Face Plate Leyland 2214 , Tuskar -14" 4 Lever |  |
| 95   | EXM-3521-2    | MBP-3521-2       | 353 3L   | Back Plate Leyland 14" Hino 3 Lever assy      |  |

**CLUTCHES RANGE - INDIAN VEHICLES wef 01.01.2019**







| Sr.#  | Export Part # | India MKT Part # | Size          | Suitable for / Vehicles Application                         | Product Image   |
|---|---------------|------------------|---------------|---|---|
| 96  | EXM-3520-2    | MBP-3520-2       | 353 4L        | Back Plate Leyland 2214 , Tuskar -14"<br>4 Lever            |    |
| 97  | EXM-3521-14   | MWP-3521-14      | 353 3L        | Withdrawl Plate Leyland 14" Hino 3<br>Lever assy            |    |
| 98  | EXM-3520-14   | MWP-3520-14      | 353 4L        | Withdrawl Plate Leyland Tuskar , 2214-<br>4 Lever assy      |    |
| <b>ASHOK LEYLAND TAURUS 2516 / TIPPER/ TUSKER</b> |               |                  |               |   |   |
| 99  | EXM-383-0     | MBD-383-0        | 380 LL 15" BD | Button Disc Leyland 15" Taurus 2516<br>Tipper               |  |
| 100   | EXM-381-0     | MBD-381-0        | 380 LL 15" BD | Button Disc Leyland 15" 6 Paddle 1.75"                      |  |
| 101   | EXM-3800-0    | MCA-3800-0       | 381 - 4L      | Conventional Cover Assy Leyland<br>2516,3516,4018 Turbo-15" |  |









**CLUTCHES RANGE - INDIAN VEHICLES wef 01.01.2019**

| Sr.#       | Export Part # | India MKT Part # | Size       | Suitable for / Vehicles Application                      | Product Image   |
|------------|---------------|------------------|------------|--|---|
| 102        | EXLK-3800-0   | MLK-3800-0       | 381 - 4L   | Lever KIT Leyland 2516,3516,4018<br>Turbo-15"            |    |
| 103        | EXSK-3800-0   | MSK-3800-0       | 381 4L     | Spring KIT Leyland 2516,3516,4018<br>Turbo-15"           |    |
| 104        | EXM-3800-28   | MFP-3800-28      | 381 4L     | Face Plate Leyland 2516,3516,4018<br>Turbo-15"           |    |
| 105        | EXM-3800-2    | MBP-3800-2       | 381 4L     | Back Plate Leyland 2516,3516,4018<br>Turbo-15"-4 Lever   |  |
| 106        | EXM-394-0     | MCD-394-0        | 383-M      | Clutch Disc Leyland 2516,3516,4018<br>Turbo 15" rigid AF |  |
| <b>AMW</b> |               |                  |            |  |   |
| 107        | EXM-382-0     | MBD-382-0        | 380 AMW BD | Button Disc AMW 2515 / 4018                              |  |







**CLUTCHES RANGE - INDIAN VEHICLES wef 01.01.2019**

| Sr.#                             | Export Part # | India MKT Part # | Size        | Suitable for / Vehicles Application        | Product Image   |
|----------------------------------|---------------|------------------|-------------|--|---|
| <b><u>MAN</u></b>                |               |                  |             |  |   |
| 108                              | EXM-3955-0    | MCD-3955-0       | 395 Dia CD  | Clutch Disc 395 dia MAN                    |    |
| 109                              | EXM-3954-0    | MDA-3954-0       | 395 Dia DCA | Diaphragm Cover Assy MAN                   |    |
| <b><u>BHARATBENZ</u></b>         |               |                  |             |  |   |
| 110                              | EXM-3951-0    | MCD-3951-0       | 395 Dia CD  | Clutch Disc 395 dia Bharatbenz             |   |
| 111                              | EXM-3950-0    | MDA-3950-0       | 395 Dia DCA | Diaphragm Cover Assy Bharatbenz            |  |
| <b><u>EICHER MOTORS LTD.</u></b> |               |                  |             |  |   |
| 112                              | EXM-2750-0    | MCD-2750-0       | 275 Dia EML | Clutch Disc 275 dia Eicher Canter - AF     |  |
| 113                              | EXM-2751-0    | MDA-2751-0       | 275 Dia DCA | Diaphragm Cover Assy 275 dia Eicher Canter |  |

**CLUTCHES RANGE - INDIAN VEHICLES wef 01.01.2019**

| Sr.#                                    | Export Part # | India MKT Part # | Size           | Suitable for / Vehicles Application                  | Product Image   |
|---|---------------|------------------|----------------|--|---|
| 114                                     | EXM-3304-0    | MBD-3304-0       | 330 Dia BD-EML | Buttons Disc 330 dia Eicher Truck                    |    |
| 115                                     | EXM-3303-0    | MCA-3303-0       | 330 4 L        | Conventional Cover Assy 330 dia 4 Lever Eicher Truck |    |
| <b><u>SWARAJ MAZDA</u></b>              |               |                  |                |  |   |
| 116                                     | EXM-2601-0    | MCD-2601-SML     | 260 Dia CD SMZ | Clutch Disc 260 dia Swaraj Mazda-AF                  |   |
| 117                                     | EXM-2600-0    | MDA-2600-SML     | 260 Dia DCA    | Diaphragm Cover Assy 260 dia Swaraj Mazda            |  |
| <b><u>SWARAJ / SONALIKA TRACTOR</u></b> |               |                  |                |  |   |
| 118                                     | EXM-2652-0    | MCD-2652-0       | 240 Dia ASB    | Clutch Disc Swaraj 735 OM 10" Rigid ASBb             |  |
| 119                                     | EXM-2804-0    | MCD-2804-0       | 280 Dia AF     | Clutch Disc Swaraj 735/855 / Sonalika 11" Rigid AF   |  |






**CLUTCHES RANGE - INDIAN VEHICLES wef 01.01.2019**

| Sr.# | Export Part # | India MKT Part # | Size        | Suitable for / Vehicles Application                         | Product Image   |
|------|---------------|------------------|-------------|---|---|
| 120  | EXM-2835-0    | MCD-2835-0       | 280 Dia AF  | Clutch Disc 11" Swaraj / Sonalika PTO<br>3.5 mm AF          |    |
| 121  | EXM-2809-0    | MCD-2809-0       | 280 Dia AF  | Clutch Disc Swaraj 735 / 855 / Sonalika<br>11" AF           |    |
| 122  | EXM-2810-0    | MCA-2810-0       | 280 Dia CCA | Conventional Cover Assy Swaraj 735 /<br>855 / Sonalika      |    |
| 123  | EXM-2833-0    | MDA-2833-0       | 280 Dia DCA | Diaphragm Cover Assy 280 dia Swaraj<br>735 / 855 / Sonalika |  |
| 124  | EXM-2837-0    | MBD-2837-0       | 280 Dia     | Button Disc Swaraj / Sonalika 5 Paddle<br>11"               |  |
| 125  | EXM-2836-0    | MBD-2836-0       | 280 Dia     | Button Disc swaraj / Sonalika 4 Paddle<br>11"               |  |



**CLUTCHES RANGE - INDIAN VEHICLES wef 01.01.2019**

| Sr.# | Export Part # | India MKT Part # | Size          | Suitable for / Vehicles Application                         | Product Image   |
|------|---------------|------------------|---------------|---|---|
| 126  | EXM-2894-0    | MCD-2894-0       | 280 Dia CD AF | Clutch Disc Swaraj 735 / 855 / Sonalika<br>-Rigid New Model |    |
| 127  | EXM-2895-0    | MCD-2895-0       | 280 Dia CD AF | Clutch Disc Swaraj 735 / 855 / Sonalika<br>- Rigid PTO NM   |    |
| 128  | EXM-2920-0    | MCD-2920-0       | 295 Dia       | Clutch Disc Sonalika 45 / 50 HP - 11.5"<br>Rigid AF         |    |
| 129  | EXM-2920-0-M  | MCD-2920-0-M     | 295 Dia       | Clutch Disc Sonalika 45 / 50 HP - 11.5"<br>Rigid Asb        |  |
| 130  | EXM-313-0     | MCD-313-0        | 310 Dia CD    | Clutch Disc Swaraj 855 / Sonalika /<br>Combine -AF          |  |
| 131  | EXM-3100-0    | MCA-3100-0       | 310 Dia CCA   | Conventional Cover Assy Swaraj 855 /<br>Sonalika / Combine  |  |







**CLUTCHES RANGE - INDIAN VEHICLES wef 01.01.2019**

| Sr.#                    | Export Part # | India MKT Part # | Size        | Suitable for / Vehicles Application           | Product Image   |
|-------------------------|---------------|------------------|-------------|---|---|
| <b>MAHINDRA TRACTOR</b> |               |                  |             |   |   |
| 132                     | EXM-2651-0-AF | MCD-2651-0-AF    | 240 Dia     | Clutch Disc Mahindra B275 -Rigid 10" AF       |    |
| 133                     | EXM-2651-0-M  | MCD-2651-0-M     | 240 Dia     | Clutch Disc Mahindra B275 -Rigid 10" Asb      |    |
| 134                     | EXM-2653-0    | MCD-2653-0       | 240 Dia     | Clutch Disc Mahindra B275 - 10" AF            |   |
| 135                     | EXM-2653-M    | MCD-2653-M       | 240 Dia     | Clutch Disc Mahindra B275 - 10" Asb           |  |
| 136                     | EXM-2650-0    | MCA-2650-0       | 250 Dia CCA | Conventional Cover Assy M&M Inter B275 ( O/M) |  |
| 137                     | EXM-2812-0    | MCD-2812-0       | 280 Dia AF  | Clutch Disc M&M 434 DI - AF                   |  |

**CLUTCHES RANGE - INDIAN VEHICLES wef 01.01.2019**







| Sr.# | Export Part # | India MKT Part # | Size        | Suitable for / Vehicles Application               | Product Image   |
|------|---------------|------------------|-------------|---|---|
| 138  | EXM-2813-0    | MCA-2813-0       | 280 Dia CCA | Conventional Cover Assy M&M 434 DI                |    |
| 139  | EXM-2878-0    | MDA-2878-0       | 280 Dia DCA | Diaphragm Cover Assy 280 dia M&M 434 DI           |    |
| 140  | EXM-2851-0    | MBD-2851-0       | 280 Dia     | Button Disc M&M Arjun 5 Paddle                    |    |
| 141  | EXM-2886-0    | MBD-2886-0       | 280 Dia BD  | Button Disc M&M Bhoomiputra 5 Paddle              |  |
| 142  | EXM-2884-0    | MBD-2884-0       | 280 BD      | Button Disc M&M Arjun New Model 21 Teeth 4 Paddle |  |
| 143  | EXM-2885-0    | MBD-2885-0       | 280 BD      | Button Disc M&M Bhoomiputra 4 Paddle              |  |

**CLUTCHES RANGE - INDIAN VEHICLES wef 01.01.2019**



| Sr.# | Export Part # | India MKT Part # | Size       | Suitable for / Vehicles Application                            | Product Image   |
|------|---------------|------------------|------------|--|---|
| 144  | EXM-2850-0    | MBD-2850-0       | 280 Dia    | Button Disc M&M Arjun 4 Paddle                                 |    |
| 145  | EXM-2883-0    | MBD-2883-0       | 280 Dia BD | Button Disc M&M Arjun NOVA 4 Paddle                            |    |
| 146  | EXM-2858-0    | MBD-2858-0       | 280 Dia    | Button Disc M&M Arjun 3 Paddle Rigid                           |    |
| 147  | EXM-2867-0    | MCD-2867-0       | 280 Dia    | Clutch Disc Mahindra Arjun Bhumiputra 11" -40 Hole AF          |  |
| 148  | EXM-2867-V-0  | MCD-2867-0-V     | 280 Dia    | Clutch Disc Mahindra Arjun Bhumiputra 11" -36 Hole 5 Spring AF |  |
| 148  | EXM-28104-0   | MCD-28104-0      | 280 Dia    | Diaphragm Cover Assy 280 dia M&M Arjun /Bhoomiputra / Sarpanch |  |









**CLUTCHES RANGE - INDIAN VEHICLES wef 01.01.2019**

| Sr.#                | Export Part # | India MKT Part # | Size        | Suitable for / Vehicles Application                       | Product Image   |
|---------------------|---------------|------------------|-------------|---|---|
| <b>FORD TRACTOR</b> |               |                  |             |   |   |
| 149                 | EXM-2807-0    | MCD-2807-0       | 280 Dia AF  | Clutch Disc Ford 3600 AF                                  |    |
| 150                 | EXM-2808-0    | MCA-2808-0       | 280 Dia CCA | Conventional Cover Assy Ford 3600                         |    |
| 151                 | EXM-2876-0    | MDA-2876-0       | 280 Dia DCA | Diaphragm Cover Assy Ford 3600                            |   |
| 152                 | EXM-28100-0   | MCD-28100-0      | 280 Dia CD  | Clutch Disc Ford 5000 AF 4mm                              |  |
| <b>ACE TRACTOR</b>  |               |                  |             |   |   |
| 153                 | EXM-2815-0    | MCD-2815-0       | 280 Dia AF  | Clutch Disc Action Construction Equip<br>11" 4mm AF       |  |
| 154                 | EXM-2823-0    | MCD-2823-0       | 280 Dia AF  | Clutch Disc Action Construction Equip<br>11" 25 HP-4mm AF |  |






**CLUTCHES RANGE - INDIAN VEHICLES wef 01.01.2019**

| Sr.#   | Export Part # | India MKT Part # | Size        | Suitable for / Vehicles Application                        | Product Image   |
|--|---------------|------------------|-------------|--|---|
| <b><u>ACE CRANE</u></b>                        |               |                  |             |  |   |
| 155  | EXM-28102-0   | MCD-28102-0      | 280 Dia AF  | Clutch Disc Action Construction Equip<br>Crane 11" -4mm AF |    |
| <b><u>VOLTAS</u></b>                           |               |                  |             |  |   |
| 156  | EXM-2803-0    | MCA-2803-0       | 280 Dia CCA | Conventional Cover Assy Voltas Forklift                    |    |
| 157  | EXM-2898-0    | MCA-2898-0       | 280 Dia     | Clutch Disc Voltas Forklift 11" AF                         |   |
| <b><u>MESSAY FERGIUSION / TAFE TRACTOR</u></b> |               |                  |             |  |   |
| 158  | EXM-2868-0    | MCD-2868-0       | 280 Dia     | Clutch Disc Messay 1035 DI-245 AF<br>11"                   |  |
| 159  | EXM-2868-0-M  | MCD-2868-0-M     | 280 Dia     | Clutch Disc Messay 1035 DI-245 Asb<br>11"                  |  |
| 160  | EXM-2869-0    | MCD-2869-0       | 280 Dia     | Clutch Disc Messay 1035 DI 245 -11"<br>Rigid AF            |  |







**CLUTCHES RANGE - INDIAN VEHICLES wef 01.01.2019**

| Sr.#                             | Export Part # | India MKT Part # | Size       | Suitable for / Vehicles Application           | Product Image   |
|----------------------------------|---------------|------------------|------------|---|---|
| 161                              | EXM-2869-0-M  | MCD-2869-0-M     | 280 Dia    | Clutch Disc Messay 1035 DI 245 -11" Rigid Asb |    |
| 162                              | EXM-3021-0    | MCA-3021-0       | 302 Dia    | Conventional Cover Assy Messey Ferguson 245   |    |
| 163                              | EXM-3020-0    | MCD-3020-0       | 310 Dia    | Clutch Disc MF 245 - 12" cushioned AF         |    |
| 164                              | EXM-3020-0-M  | MCD-3020-0-M     | 310 Dia    | Clutch Disc MF 245 - 12" cushioned Asb        |  |
| <b><u>JOHN DEERE TRACTOR</u></b> |               |                  |            |   |   |
| 165                              | EXM-2853-0    | MBD-2853-0       | 280 Dia    | Button Disc John Deere 5 Paddle 19 Teeth      |  |
| 166                              | EXM-2882-0    | MBD-2882-0       | 280 Dia BD | Button Disc John Deere 5 Paddle 13 Teeth      |  |

**CLUTCHES RANGE - INDIAN VEHICLES wef 01.01.2019**

| Sr.# | Export Part # | India MKT Part # | Size       | Suitable for / Vehicles Application            | Product Image   |
|------|---------------|------------------|------------|--|---|
| 167  | EXM-2852-0    | MBD-2852-0       | 280 Dia    | Button Disc John Deere 4 Paddle 19 Teeth       |    |
| 168  | EXM-2881-0    | MBD-2881-0       | 280 Dia BD | Button Disc John Deere 4 Paddle 13 Teeth       |    |
| 169  | EXM-2857-0    | MBD-2857-0       | 280 Dia    | Button Disc John Deere 3 Paddle 13 Teeth Rigid |    |
| 170  | EXM-2880-0    | MBD-2880-0       | 280 Dia BD | Button Disc John Deere 3 Paddle 13 Teeth       |  |
| 171  | EXM-2890-0    | MCD-2890-0       | 280 Dia CD | Clutch Disc John Deere 19 Teeth                |  |
| 172  | EXM-2838-0    | MCD-2838-0       | 280 Dia CD | Clutch Disc John Deere 13 Teeth                |  |






**CLUTCHES RANGE - INDIAN VEHICLES wef 01.01.2019**

| Sr.#                                     | Export Part # | India MKT Part # | Size        | Suitable for / Vehicles Application               | Product Image   |
|--|---------------|------------------|-------------|---|---|
| 173                                      | EXM-2839-0    | MDA-2839-0       | 280 Dia DCA | Diaphragm Cover Assy John Deere                   |    |
| <b><u>ESCORTS / FARMTRAC TRACTOR</u></b> |               |                  |             |   |   |
| 174                                      | EXM-2811-0    | MCA-2811-0       | 280 Dia CCA | Conventional Cover Assy Escorts 355 / Yellow Line |    |
| 175                                      | EXM-2828-0    | MCD-2828-0       | 280 Dia AF  | Clutch Disc Escorts Yellow line 11"AF 4mm         |   |
| 176                                      | EXM-2856-0    | MBD-2856-0       | 280 Dia     | Button Disc Farm Track 5 Paddle                   |  |
| 177                                      | EXM-2855-0    | MBD-2855-0       | 280 Dia     | Button Disc Farm Track 4 Paddle                   |  |
| 178                                      | EXM-2870-0    | MCD-2870-0       | 280 Dia     | Clutch Disc Farmtrack 11" Rigid Cushioned AF      |  |

**CLUTCHES RANGE - INDIAN VEHICLES wef 01.01.2019**

| Sr.# | Export Part # | India MKT Part # | Size    | Suitable for / Vehicles Application               | Product Image   |
|------|---------------|------------------|---------|---|---|
| 179  | EXM-2870-0-M  | MCD-2870-0-M     | 280 Dia | Clutch Disc Farmtrack 11" Rigid Cushioned Asb     |    |
| 180  | EXM-2871-0    | MCD-2871-0       | 280 Dia | Clutch Disc Farmtrack 11" PTO Rigid Cushioned AF  |    |
| 181  | EXM-2871-0-M  | MCD-2871-0-M     | 280 Dia | Clutch Disc Farmtrack 11" PTO Rigid Cushioned Asb |    |
| 182  | EXM-2872-0    | MCD-2872-0       | 280 Dia | Clutch Disc Farmtrack 11" PTO Rigid AF            |  |
| 183  | EXM-2872-0-M  | MCD-2872-0-M     | 280 Dia | Clutch Disc Farmtrack 11" PTO Rigid Asb           |  |
| 184  | EXM-3108-0    | MCD-3108-0       | 310 Dia | Clutch Disc Farmtrack 310 dia AF                  |  |

**CLUTCHES RANGE - INDIAN VEHICLES wef 01.01.2019**

| Sr.#                      | Export Part # | India MKT Part # | Size       | Suitable for / Vehicles Application       | Product Image   |
|---------------------------|---------------|------------------|------------|---|---|
| 185                       | EXM-3108-0-M  | MCD-3108-0-M     | 310 Dia    | Clutch Disc Farmtrack 310 dia Asb         |    |
| <b><u>NEW HOLLAND</u></b> |               |                  |            |   |   |
| 186                       | EXM-2847-0    | MBD-2847-0       | 280 Dia BD | Button Disc New Holland 5 Paddle 10 Teeth |    |
| 187                       | EXM-2888-0    | MBD-2888-0       | 280 Dia BD | Button Disc New Holland 5 Paddle 14 Teeth |   |
| 188                       | EXM-2846-0    | MBD-2846-0       | 280 Dia BD | Button Disc New Holland 4 Paddle 10 Teeth |  |
| 189                       | EXM-2887-0    | MBD-2887-0       | 280 Dia BD | Button Disc New Holland 4 Paddle 14 Teeth |  |
| 190                       | EXM-2891-0    | MCD-2891-0       | 280 Dia CD | Clutch Disc New Holland 10 Teeth - AF     |  |

**CLUTCHES RANGE - INDIAN VEHICLES wef 01.01.2019**

| Sr.#                         | Export Part # | India MKT Part # | Size        | Suitable for / Vehicles Application   | Product Image   |
|------------------------------|---------------|------------------|-------------|---------------------------------------|---|
| 191                          | EXM-2892-0    | MCD-2892-0       | 280 Dia CD  | Clutch Disc New Holland 14 Teeth - AF |    |
| 192                          | EXM-2877-0    | MDA-2877-0       | 280 Dia DCA | Diaphragm Cover Assy New Holland      |    |
| <b><u>EICHER TRACTOR</u></b> |               |                  |             |                                       |   |
| 193                          | EXM-2320-0    | MCD-2320-0       | 240 Dia     | Clutch Disc Eicher 9.25" Rigid AF     |   |
| 194                          | EXM-2320-0-M  | MCD-2320-0-M     | 240 Dia     | Clutch Disc Eicher 9.25" Rigid Asb    |  |
| 195                          | EXM-2321-0    | MCD-2321-0       | 240 Dia     | Clutch Disc Eicher 9.25" AF           |  |
| 196                          | EXM-2321-0-M  | MCD-2321-0-M     | 240 Dia     | Clutch Disc Eicher 9.25" Asb          |  |



**CLUTCHES RANGE - INDIAN VEHICLES wef 01.01.2019**

| Sr.#                       | Export Part # | India MKT Part # | Size       | Suitable for / Vehicles Application                | Product Image   |
|----------------------------|---------------|------------------|------------|--|---|
| 197                        | EXM-2654-0    | MCD-2654-0       | 250 Dia    | Clutch disc Eicher 10" Rigid AF                    |    |
| 198                        | EXM-2865-0    | MCD-2865-0       | 280 Dia    | Clutch Disc Eicher 11" - AF                        |    |
| #REF!                      | EXM-28105-0   | MCD-28105-0      | 280 Dia    | Clutch Disc Eicher 11" PTO 21 Teeth AF             |    |
| #REF!                      | EXM-28106-0   | MCD-28106-0      | 280 Dia    | Clutch Disc Eicher 11" 4mm Diaph Type Assly. AF    |  |
| <b>HMT / ZETOR TRACTOR</b> |               |                  |            |  |   |
| #REF!                      | EXM-2820-0    | MCD-2820-0       | 280 Dia CD | Clutch Disc 2011 / 2511 / 3011-16 spline Rigid AF  |  |
| #REF!                      | EXM-2820-0    | MCD-2820-0       | 280 Dia CD | Clutch Disc 2011 / 2511 / 3011-16 spline Rigid Asb |  |

**CLUTCHES RANGE - INDIAN VEHICLES wef 01.01.2019**

| Sr.#  | Export Part # | India MKT Part # | Size       | Suitable for / Vehicles Application         | Product Image   |
|-------|---------------|------------------|------------|---|---|
| #REF! | EXM-2821-0    | MCD-2821-0       | 280 Dia CD | Clutch Disc 5911 PTO - 28 spline Rigid AF   |    |
| #REF! | EXM-2821-0    | MCD-2821-0       | 280 Dia CD | Clutch Disc 5911 PTO - 28 spline Rigid Asb  |    |
| #REF! | EXM-2822-0    | MCD-2822-0       | 280 Dia CD | Clutch Disc 5911 - 18 spline Rigid AF       |    |
| #REF! | EXM-2822-0    | MCD-2822-0       | 280 Dia CD | Clutch Disc 5911 - 18 spline Rigid Asb      |   |
| #REF! | EXM-2821-0    | MCD-2921-0       | 280 Dia CD | Clutch Disc 5911 -18 spline Rigid 11.5" AF  |  |
| #REF! | EXM-2921-0-M  | MCD-2821-0-M     | 280 Dia CD | Clutch Disc 5911 -18 spline Rigid 11.5" Asb |  |

# CLUTCH RANGE - PASSENGER CAR wef 01.01.2019

| Sr.# | Part #       | Suitable for | Size | Vehicles Application                      |
|------|--------------|--------------|------|---|
| 1    | PCS 227      | MARUTI       | 160  | MARUTI-800                                |
| 2    | PCS 830      |              | 170  | MARUTI ZEN / MATIZ                        |
| 3    | PCS 924      |              | 180  | ALTO                                      |
| 4    | PCS 180      |              | 180  | MARUTI VAN                                |
| 5    | PCS 924 ZE   |              | 180  | ZEN ESTILO / WAGON R MPFI                 |
| 6    | PCS 104      |              | 190  | A STAR                                    |
| 7    | PCS 190      |              | 190  | VERSA                                     |
| 8    | PCS 100      |              | 190  | ESTEEM                                    |
| 9    | PCS 102      |              | 190  | SWIFT PETROL                              |
| 10   | PCS 106      |              | 200  | SUZUKI SX4 / RITZ EURO III                |
| 11   | PCS 102 SD   |              | 215  | SWIFT DIESEL / DESIRE                     |
| 12   | PCS 378      | TATA         | 190  | INDICA                                    |
| 13   | PCS 378 V2   |              | 190  | INDICA V2 DIESEL                          |
| 14   | PCS 380      |              | 190  | INDIGO                                    |
| 15   | PCS 379      |              | 200  | INDICA TDI / MARINA TDI / VISTA TDI       |
| 16   | PCS 382      |              | 215  | INDICA VISTA ( Quadrajat ) / INDIGO MANJA |
| 17   | PCS 786      |              | 228  | SUMO                                      |
| 18   | PCS 786-SI   |              | 228  | SUMO SIERRA                               |
| 19   | PCS 786-SP   |              | 228  | SUMO SPACIO                               |
| 20   | PCS 867      | FIAT         | 180  | UNO PETROL                                |
| 21   | PCS 868 P    |              | 180  | PEUGEOT                                   |
| 22   | PCS 868 1.2L |              | 190  | PALIO 1.2L                                |
| 23   | PCS 868 1.6L |              | 200  | PALIO 1.6L                                |
| 24   | PCS 868 D    |              | 200  | PALIO DIESEL                              |
| 25   | PCS 866      |              | 200  | UNO DIESEL                                |
| 26   | PCS 830      | GM           | 184  | SPARK / AVEO 1.4                          |
| 27   | PCS 473 1.4L |              | 190  | OPEL CORSA 1.4L                           |
| 28   | PCS 473 1.6L |              | 200  | OPEL CORSA 1.6L                           |
| 29   | PCS 473      |              | 200  | OPEL ASTRA NM                             |
| 30   | PCS 278      |              | 215  | OPEL ASTRA OM / OPTRA                     |
| 31   | PCS 828      |              | 225  | TAVERA                                    |
| 32   | PCS 791      | TOYOTA       | 210  | COROLLA                                   |
| 33   | PCS 782      |              | 225  | QUALIS                                    |
| 34   | PCS 799      |              | 236  | INNOVA                                    |
| 35   | PCS 749      | HYUNDAI      | 180  | GETZ PRIME                                |
| 36   | PCS 726      |              | 180  | SANTRO T1/T2 ASSY                         |
| 37   | PCS 750      |              | 200  | ACCENT DIESEL                             |
| 38   | PCS 751      |              | 200  | ACCENT PETROL                             |
| 39   | PCS 752      |              | 215  | ACCENT CRDi                               |
| 40   | PCS 733      |              | 215  | VERNA DIESEL / VIVA                       |
| 41   | PCS 753      |              | 240  | VERNA DIESEL                              |
| 42   | PCS 732 D    |              | 215  | ELANTRA DIESEL                            |
| 43   | PCS 732 CRD  |              | 225  | ELANTRA DIESEL CRDi                       |
| 44   | PCS 466      | HONDA        | 200  | HONDA CITY TYPE 1&II                      |
| 45   | PCS 469      |              | 190  | HONDA CITY 1.5L PETROL TYPE III           |
| 46   | PCS 475      |              | 215  | HONDA CIVIC IV TECH                       |
| 47   | PCS 367-1.3L | FORD         | 180  | IKON 1.3 PETROL                           |
| 48   | PCS 367-1.6L |              | 200  | IKON 1.6 PETROL                           |
| 49   | PCS 367 1.8L |              | 210  | IKON 1.8 DIESEL                           |
| 50   | PCS 373      |              | 210  | FIESTA DIESEL                             |
| 51   | PCS 369      |              | 220  | ESCORT 1.8L DIESEL                        |
| 52   | PCS 370      |              | 250  | FORD ENDEAVOUR                            |
| 53   | PCS 277 P    | MAHINDRA     | 200  | LOGAN PETROL                              |
| 54   | PCS 277 D    |              | 215  | LOGAN 1.5L DIESEL                         |
| 55   | PCS 728      |              | 240  | SCORPIO HAWK                              |
| 56   | PCS 734      |              | 240  | SCORPIO / XYLO                            |
| 57   | PCS 471      | SKODA        | 228  | OCTAVIA EURO 4                            |
| 58   | PCS 471 WFW  |              | 228  | OCTAVIA EURO 4 with FlyWheel              |

# CLUTCH RANGE - EXPORTS wef 01.01.2019

| Macas Drg. | OEM Part #   | Type      | Clutch Size     | Suitable for |
|------------|--------------|-----------|-----------------|--------------|
| MDA 0011   | 3482 081 232 | MFZ430    | 430*235*450     | BENZ         |
| MCD 0011   | 1878 634 027 | 430WGTZ   | 430*240*50.8*10 | BENZ         |
| MDA 0012   | 3482 081 231 | MFZ430    | 430*235*450     | BENZ         |
| MCD 0012   | 1878 080 037 | 430WGTZ   | 430*240*50.8*10 | BENZ         |
| MDA 0013   | 3483 030 031 | MFZ430    | 430*235*450     | BENZ         |
| MCD 0013   | 1878 005 165 | 430WGTZ   | 430*240*50.8*18 | BENZ         |
| MDA 0014   | 3483 030 032 | MFZ430    | 430*235*450     | BENZ         |
| MCD 0016   | 1878 005 668 | 430WGTZ   | 430*240*44.5*10 | BENZ         |
| MDA 0017   | 3482 081 233 | MFZ430    | 430*235*450     | BENZ         |
| MC 0017    | 1878 002 734 | 430WGTZ   | 430*240*50.8*10 | BENZ         |
| MCD 0018   | 1878 002 735 | 430GTZ    | 430*240*50.8*10 | BENZ         |
| MDA 0019   | 3482 081 231 | MFZ430    | 430*235*450     | BENZ         |
| MDA 0020   | 3482 083 118 | MFZ430    | 430*235*450     | BENZ         |
| MCD 0020   | 1878 000 205 | 430GTZ    | 430*240*50.8*10 | BENZ         |
| MCD 0021   | 1878 000 206 | 430GTZ    | 430*240*44.5*10 | BENZ         |
| MCD 0023   | 1878 080 034 | 430WGTZ   | 430*240*50.8*10 | BENZ         |
| MCD 0026   | 1878 080 033 | 430WGTZ   | 430*240*50.8*10 | BENZ         |
| MCD 0027   | 1878 000 299 | 430WGTZ   | 430*240*50.8*18 | BENZ         |
| MCD 0028   | 1878 002 732 | 430WGTZ   | 430*240*50.8*18 | BENZ         |
| MDA 0029   | 3483 030 032 | MFZ430    | 430*235*450     | BENZ         |
| MCD 0029   | 1878 002 732 | 430WGTZ   | 430*240*50.8*18 | BENZ         |
| MDA 0030   | 3483 000 139 | GMFZ430N  | 430*235*457     | BENZ         |
| MDA 0031   | 3483 000 258 | MFZ430    | 430*235*450     | BENZ         |
| MCD 0032   | 1878 080 031 | 430WGTZ   | 430*240*44.5*10 | BENZ         |
| MA 0033    | 3482 124 522 | GMF430    | 430*215*450     | BENZ         |
| MCA 0034   | 1882 301 239 | GF420     | 420*215*450     | BENZ         |
| MCD 0034   | 1878 002 706 | 420GTZ    | 420*220*44.5*10 | BENZ         |
| MDA 0035   | 3488 023 031 | MFZ2/400X | 400*245*450     | BENZ         |
| MCD 0035   | 1878 002 024 | 400WGTZ   | 400*250*50.8*18 | BENZ         |
| MDA 0036   | 3488 017 432 | MFZ2/400X | 400*245*450     | BENZ         |
| MCD 0036   | 1878 634 022 | 400GVZ    | 400*250*50.8*10 | BENZ         |
| MDA 0037   | 3488 000 065 | MFZ2/400X | 400*245*450     | BENZ         |
| MCD 0037   | 1878 002 019 | 400WGTZ   | 400*250*50.8*18 | BENZ         |
| MDA 0038   | 3488 000 158 | MFZ2/400X | 400*245*450     | BENZ         |
| MCD 0038   | 1878 002 019 | 400WGTZ   | 400*250*50.8*18 | BENZ         |
| MDA 0039   | 3482 000 464 | MF395     | 395*235*410     | BENZ         |
| MCD 0039   | 1878 023 931 | 395GTZ    | 395*240*40*18   | BENZ         |
| MDA 0040   | 3482 000 463 | MF395     | 395*235*410     | BENZ         |
| MCD 0040   | 1878 023 831 | 395GTZ    | 395*240*40*18   | BENZ         |
| MCA 0051   | 1882 166 737 | GF380     | 380*200*410     | BENZ         |
| MCD 0051   | 1878 000 104 | 380GTZ    | 380*200*45*10   | BENZ         |
| MCA 0052   | 1882 302 131 | GF380     | 380*200*410     | BENZ         |
| MCD 0052   | 1878 000 105 | 380GTZ    | 380*200*44.5*10 | BENZ         |
| MCA 0053   | 1888 042 009 | GF2/380   | 380*195*410     | BENZ         |
| MCD 0053   | 1878 000 968 | 380GTZ    | 380*200*50.8*10 | BENZ         |
| MDA 0054   | 3482 000 462 | MF362     | 362*235*375     | BENZ         |
| MCD 0054   | 1878 052 842 | 362WGTB   | 362*237*40*18   | BENZ         |

# CLUTCH RANGE - EXPORTS wef 01.01.2019

| Macas Drg. | OEM Part #   | Type      | Clutch Size     | Suitable for |
|------------|--------------|-----------|-----------------|--------------|
| MCA 0058   | 3482 051 131 | GMF350X   | 350*190*375     | BENZ         |
| MCD 0058   | 1878 001 070 | 350GTZ    | 350*195*44.5*10 | BENZ         |
| MCA 0059   | 3482 011 331 | GMF350    | 350*190*375     | BENZ         |
| MCD 0059   | 1878 001 070 | 350GTZ    | 350*195*44.5*10 | BENZ         |
| MCD 0060   | 1878 001 144 | 350WGTZ   | 350*195*44.5*10 | BENZ         |
| MCA 0061   | 1882 234 433 | GF350     | 350*190*375     | BENZ         |
| MCD 0061   | 1878 001 074 | 350GTZ    | 350*195*40*10   | BENZ         |
| MCA 0062   | 3482 012 211 | GMF330    | 330*180*345     | BENZ         |
| MCD 0062   | 1861 963 033 | 330WGSZ   | 330*185*35*10   | BENZ         |
| MDA 0063   | 3482 008 038 | MF310     | 310*170*345     | BENZ         |
| MCD 0063   | 1861 964 034 | 310WGSZ   | 310*175*35*10   | BENZ         |
| MCA 0064   | 1882 252 331 | GFX310    | 310*170*345     | BENZ         |
| MCD 0064   | 1861 303 246 | 310GSB    | 310*175*35*10   | BENZ         |
| MCA 0065   | 1882 305 132 | GFX310    | 310*170*345     | BENZ         |
| MCD 0065   | 1861 303 248 | 310GSB    | 310*175*35*10   | BENZ         |
| MCA 0066   | 1882 201 132 | GF295     | 295*170*313     | BENZ         |
| MCD 0066   | 1861 279 133 | 295GTZ    | 295*170*35*10   | BENZ         |
| MDA 0067   | 3482 054 131 | MFZ280    | 280*160*315     | BENZ         |
| MCD 0067   | 1861 919 134 | 280GTZ    | 280*165*35*10   | BENZ         |
| MCD 0068   | 1878 074 641 | 280GTZ    | 280*175*35*10   | BENZ         |
| MCA 0069   | 1882 205 234 | HBX250    | 250*162*289     | BENZ         |
| MCD 0069   | 1861 291 136 | 250GTZ    | 250*165*32*10   | BENZ         |
| MDA 0099   | 3482 083 032 | MFZ430    | 430*235*450     | MAN          |
| MCD 0099   | 1878 004 832 | 430WGTZ   | 430*240*50.8*10 | MAN          |
| MCD 0100   | 1862 441 131 | 430WGTZ   | 430*240*50.8*10 | MAN          |
| MCD 0101   | 1878 037 834 | 430WGTZ   | 430*240*50.8*10 | MAN          |
| MDA 0102   | 3482 000 361 | MFZ430    | 430*235*450     | MAN          |
| MCD 0103   | 1878 634 027 | 430WGTZ   | 430*240*50.8*10 | MAN          |
| MDA 0104   | 3482 114 031 | GMFZ430N  | 430*235*450     | MAN          |
| MCD 0105   | 1878 080 033 | 430WGTZ   | 430*240*50.8*10 | MAN          |
| MCD 0106   | 1878 080 034 | 430WGTZ   | 430*240*50.8*10 | MAN          |
| MCD 0107   | 1878 004 832 | 430WGTZ   | 430*240*50.8*10 | MAN          |
| MDA 0108   | 3482 000 361 | MFZ430    | 430*235*450     | MAN          |
| MCD 0108   | 1878 080 037 | 430WGTZ   | 430*240*50.8*10 | MAN          |
| MCD 0109   | 1878 080 037 | 430WGTZ   | 430*240*50.8*10 | MAN          |
| MDA 0110   | 3482 000 246 | MFZ430    | 430*255*450     | MAN          |
| MCD 0110   | 1878 002 139 | 430WGTZ   | 430*260*50.8*10 | MAN          |
| MDA 0113   | 3482 000 209 | MFZ430    | 430*235*450     | MAN          |
| MCD 0116   | 1878 004 104 | 430WGTZ   | 430*260*50.8*10 | MAN          |
| MCA 0118   | 3482 124 549 | GMF430    | 430*215*450     | MAN          |
| MCD 0118   | 1878 086 741 | 430WGTZ   | 420*220*44.6*10 | MAN          |
| MCA 0119   | 1882 342 134 | GF420X    | 420*215*450     | MAN          |
| MCD 0119   | 1861 911 232 | 420WGVZ   | 420*220*44.6*10 | MAN          |
| MDA 0120   | 3488 017 333 | MFZ2/400X | 400*245*450     | MAN          |
| MCD 0120   | 1862 303 031 | 400WGVZ   | 400*250*50.8*10 | MAN          |
| MDA 0121   | 3482 078 133 | MFZ400    | 400*215*435     | MAN          |
| MCD 0121   | 1862 364 031 | 400WGVZ   | 400*220*50.8*10 | MAN          |

# CLUTCH RANGE - EXPORTS wef 01.01.2019

| Macas Drg. | OEM Part #   | Type    | Clutch Size     | Suitable for |
|------------|--------------|---------|-----------------|--------------|
| MCD 0123   | 1862 364 133 | 400WGVZ | 400*220*44.5*10 | MAN          |
| MDA 0124   | 3482 000 464 | MF395   | 395*235*410     | MAN          |
| MCD 0124   | 1862 506 131 | 395WGTZ | 395*240*44.5*10 | MAN          |
| MDA 0125   | 3482 000 664 | MF395   | 395*235*410     | MAN          |
| MCD 0125   | 1878 004 540 | 395WGTZ | 395*240*44.5*10 | MAN          |
| MDA 0126   | 3482 000 679 | MF395   | 395*235*410     | MAN          |
| MCD 0126   | 1862 506 131 | 395WGTZ | 395*240*44.5*10 | MAN          |
| MCA 0128   | 3482 017 034 | GMF380  | 380*195*410     | MAN          |
| MCD 0128   | 1878 000 964 | 380GTZ  | 380*200*44.5*10 | MAN          |
| MDA 0129   | 3482 000 461 | MF362   | 362*190*375     | MAN          |
| MCD 0129   | 1878 079 331 | 362WGTZ | 362*195*38.2*10 | MAN          |
| MDA 0132   | 3483 020 034 | MFZ430  | 430*235*450     | IVECO        |
| MCD 0132   | 1878 054 951 | 430GTZ  | 430*240*50.8*10 | IVECO        |
| MCD 0133   | 1878 085 741 | 430WGTZ | 430*240*50.8*10 | IVECO        |
| MDA 0134   | 3483 020 035 | MFZ430  | 430*235*450     | IVECO        |
| MDA 0135   | 3482 083 032 | MFZ430  | 430*235*450     | IVECO        |
| MDA 0138   | 3482 083 113 | MFZ430  | 430*235*450     | IVECO        |
| MCD 0138   | 1861 986 135 | 420GVZ  | 420*240*44.6*10 | IVECO        |
| MDA 0141   | 3482 000 573 | MFZ430  | 430*235*450     | IVECO        |
| MCD 0141   | 1878 004 133 | 430WGTZ | 430*240*50.8*10 | IVECO        |
| MDA 0142   | 3482 000 572 | MFZ430  | 430*255*450     | IVECO        |
| MCD 0142   | 1878 004 132 | 430WGTZ | 430*260*50.8*10 | IVECO        |
| MDA 0143   | 3482 000 628 | MF430   | 430*235*450     | IVECO        |
| MCD 0143   | 1878 004 581 | 430WGTZ | 430*240*44.5*10 | IVECO        |
| MRB 0144   | 3151 000 651 | KZIS-4  |                 | IVECO        |
| MDA 0146   | 3483 020 035 | MFZ430  | 430*235*450     | IVECO        |
| MCD 0146   | 1878 085 741 | 430WGTZ | 430*240*50.8*10 | IVECO        |
| MCD 0147   | 1878 054 951 | 430GTZ  | 430*240*50.8*10 | IVECO        |
| MDA 0152   | 3482 078 134 | MFZ400  | 400*215*435     | IVECO        |
| MCD 0152   | 1862 308 031 | 380GSZ  | 380*200*44.5*10 | IVECO        |
| MCD 0153   | 1862 317 032 | 400GVZ  | 400*220*50.8*10 | IVECO        |
| MCD 0154   | 1878 032 032 | 400WGTZ | 400*220*50.8*10 | IVECO        |
| MCD 0155   | 1862 317 031 | 400GVZ  | 400*220*44.5*10 | IVECO        |
| MCA 0158   | 1882 325 134 | G380    | 380*195*410     | IVECO        |
| MCD 0158   | 1878 000 104 | 380GTZ  | 380*200*45*10   | IVECO        |
| MCA 0159   | 1882 325 139 | G380    | 380*195*410     | IVECO        |
| MCD 0159   | 1878 000 957 | 380GTZ  | 380*200*44.5*10 | IVECO        |
| MDA 0160   | 3482 008 003 | MF310   | 310*170*345     | IVECO        |
| MCD 0160   | 1861 653 132 | 310WGSZ | 310*175*38.1*10 | IVECO        |
| MDA 0161   | 3482 097 141 | GMFZ430 | 430*235*450     | RENAULT      |
| MCD 0161   | 1878 020 241 | 430WGTZ | 430*240*55*20   | RENAULT      |
| MCD 0162   | 1878 026 241 | 430WGTZ | 430*240*44.6*10 | RENAULT      |
| MCD 0163   | 1878 027 442 | 430WGTZ | 430*240*55*20   | RENAULT      |
| MDA 0164   | 3482 083 044 | MFZ430  | 430*235*450     | RENAULT      |
| MDA 0165   | 3482 123 441 | GMFZ430 | 430*235*450     | RENAULT      |
| MCD 0165   | 1878 020 241 | 430WGTZ | 430*240*55*20   | RENAULT      |
| MDA 0166   | 3482 123 243 | MFZ430  | 430*235*450     | RENAULT      |

# CLUTCH RANGE - EXPORTS wef 01.01.2019

| Macas Drg. | OEM Part #   | Type      | Clutch Size     | Suitable for |
|------------|--------------|-----------|-----------------|--------------|
| MDA 0167   | 3482 083 044 | MFZ430    | 430*235*450     | RENAULT      |
| MCD 0170   | 1878 022 841 | 430GTZ    | 430*240*50.8*10 | RENAULT      |
| MDA 0171   | 3482 083 252 | MFZ430    | 430*235*450     | RENAULT      |
| MDA 0172   | 3482 083 044 | MFZ430    | 430*235*450     | RENAULT      |
| MCD 0173   | 1878 004 832 | 430WGTZ   | 430*240*50.8*10 | RENAULT      |
| MCD 0174   | 1878 085 741 | 430WGTZ   | 430*240*50.8*10 | RENAULT      |
| MCD 0178   | 1878 026 241 | 430WGTZ   | 430*240*44.5*10 | RENAULT      |
| MDA 0179   | 3482 097 141 | GMFZ430   | 430*235*450     | RENAULT      |
| MCD 0180   | 1878 049 041 | 430WGTZ   | 430*240*45*16   | RENAULT      |
| MDA 0181   | 3482 000 691 | MFZ430    | 430*255*450     | RENAULT      |
| MCD 0181   | 1878 003 968 | 430WGTZ   | 430*240*50.8*10 | RENAULT      |
| MDA 0182   | 3482 083 034 | MFZ430    | 430*235*450     | RENAULT      |
| MCD 0183   | 1878 020 241 | 430WGTZ   | 430*240*55*20   | RENAULT      |
| MDA 0186   | 3488 017 439 | MFZ2/400X | 430*235*450     | RENAULT      |
| MCD 0186   | 1862 379 031 | 400WGVZ   | 400*250*55*20   | RENAULT      |
| MDA 0187   | 3488 017 439 | MFZ2/400X | 430*235*450     | RENAULT      |
| MCD 0187   | 1862 379 032 | 400GWTZ   | 400*250*50.8*10 | RENAULT      |
| MDA 0189   | 3482 008 033 | MF310     | 310*170*345     | RENAULT      |
| MCD 0189   | 1861 577 037 | 310GTD    | 310*175*38.1*10 | RENAULT      |
| MDA 0190   | 3482 083 150 | MFZ430    | 430*235*450     | SCANIA       |
| MCD 0190   | 1878 003 066 | 430WGTZ   | 430*240*50*24   | SCANIA       |
| MDA 0191   | 430*235*450  | MFZ430    | 430*235*450     | SCANIA       |
| MDA 0192   | 3483 020 036 | MFZ430    | 430*235*450     | SCANIA       |
| MCD 0192   | 1878 062 944 | 430GTZ    | 430*240*45*22   | SCANIA       |
| MDA 0193   | 3483 020 033 | MFZ430    | 430*235*450     | SCANIA       |
| MCD 0193   | 1878 062 944 | 430GTZ    | 430*240*45*22   | SCANIA       |
| MCA 0194   | 3482 119 034 | GMF430    | 430*215*450     | SCANIA       |
| MCD 0194   | 1878 003 238 | 420GTZ    | 420*220*45*22   | SCANIA       |
| MDA 0195   | 3482 124 731 | MFZ430    | 430*255*450     | SCANIA       |
| MCD 0196   | 1878 003 065 | 430WGTZ   | 430*260*50*24   | SCANIA       |
| MDA 0196   | 3482 000 257 | MFZ430    | 430*255*450     | SCANIA       |
| MDA 0197   | 3482 000 251 | MFZ430    | 430*235*450     | SCANIA       |
| MCD 0198   | 1878 003 066 | 430WGTZ   | 430*240*50*24   | SCANIA       |
| MDA 0198   | 3482 083 039 | MFZ430    | 430*235*450     | SCANIA       |
| MCD 0199   | 1878 003 066 | 430WGTZ   | 430*240*50*24   | SCANIA       |
| MDA 0199   | 3482 000 556 | MFZ430    | 430*255*450     | SCANIA       |
| MCD 0200   | 1878 003 969 | 430WGTZ   | 430*260*50*24   | SCANIA       |
| MCD 0201   | 1878 003 839 | 430WGTZ   | 430*260*50*24   | SCANIA       |
| MDA 0202   | 3482 000 257 | MFZ430    | 430*255*450     | SCANIA       |
| MCD 0204   | 1878 003 895 | 430WGTZ   | 430*260*50*24   | SCANIA       |
| MDA 0205   | 3482 083 039 | MFZ430    | 430*235*450     | SCANIA       |
| MCD 0205   | 1878 063 231 | 430WGTZ   | 430*240*50*24   | SCANIA       |
| MDA 0206   | 3482 083 150 | MFZ430    | 430*235*450     | SCANIA       |
| MDA 0207   | 3483 028 031 | MFZ400X   | 400*215*450     | SCANIA       |
| MCD 0207   | 1862 450 031 | 400GVZ    | 400*220*50*22   | SCANIA       |
| MCD 0208   | 1878 043 231 | 400WGTZ   | 400*220*50*24   | SCANIA       |
| MDA 0209   | 3482 112 031 | MFZ400X   | 400*215*450     | SCANIA       |

# CLUTCH RANGE - EXPORTS wef 01.01.2019

| Macas Drg. | OEM Part #   | Type    | Clutch Size     | Suitable for |
|------------|--------------|---------|-----------------|--------------|
| MCD 0209   | 1878 043 231 | 400WGTZ | 400*220*50*24   | SCANIA       |
| MDA 0210   | 3482 118 031 | GMF430  | 430*215*450     | DAF          |
| MCD 0210   | 1878 002 706 | 420GTZ  | 420*220*44.5*10 | DAF          |
| MDA 0211   | 3482 119 031 | GMF430  | 430*235*450     | DAF          |
| MCD 0211   | 1878 054 933 | 430GTZ  | 430*240*50.8*10 | DAF          |
| MCD 0212   | 1878 086 742 | 420GTZ  | 420*220*50.8*10 | DAF          |
| MCD 0213   | 1878 002 878 | 420GTZ  | 420*220*50.8*10 | DAF          |
| MDA 0214   | 3482 083 032 | MFZ430  | 430*235*450     | DAF          |
| MCD 0215   | 1878 086 741 | 430WGTZ | 420*220*44.5*10 | DAF          |
| MCD 0216   | 1878 003 269 | 420GTZ  | 420*220*44.5*10 | DAF          |
| MCD 0219   | 1878 027 231 | 400GTZ  | 400*220*44.5*10 | DAF          |
| MDA 0220   | 3482 000 484 | MFZ430  | 430*255*450     | DAF          |
| MCD 0220   | 1878 003 767 | 430WGTZ | 430*260*50.8*10 | DAF          |
| MCD 0221   | 1878 003 647 | 430GTZ  | 430*260*50.8*10 | DAF          |
| MCA 0222   | 1882 308 333 | G420    | 420*215*450     | DAF          |
| MCD 0222   | 1878 001 138 | 420GTZ  | 420*220*44.5*10 | DAF          |
| MDA 0223   | 3482 123 839 | MF395   | 395*235*410     | DAF          |
| MCD 0223   | 1878 000 036 | 395WGTZ | 395*240*38.1*10 | DAF          |
| MCD 0224   | 1878 000 296 | 395WGTZ | 395*240*38.1*10 | DAF          |
| MCD 0226   | 1878 000 294 | 395WGTZ | 395*240*38.1*10 | DAF          |
| MDA 0227   | 3482 000 474 | MF395   | 395*235*410     | DAF          |
| MCD 0227   | 1878 003 332 | 395WGTZ | 395*240*44.5*10 | DAF          |
| MCA 0228   | 3482 017 034 | GMF380  | 380*195*410     | DAF          |
| MCD 0228   | 1878 000 105 | 380GTZ  | 380*200*44.5*10 | DAF          |
| MDA 0229   | 3482 000 419 | MF362   | 362*190*375     | DAF          |
| MCD 0229   | 1878 079 331 | 362WGTZ | 362*195*38.2*10 | DAF          |
| MDA 0230   | 3482 000 419 | MF362   | 362*190*375     | DAF          |
| MCD 0230   | 1878 044 631 | 362GTZ  | 362*195*38.1*10 | DAF          |
| MDA 0231   | 3482 000 419 | MF362   | 362*190*375     | DAF          |
| MCD 0231   | 1878 002 071 | 362GTZ  | 362*195*44.5*10 | DAF          |
| MCD 0233   | 1878 004 100 | 362WGTZ | 362*195*44.5*10 | DAF          |
| MDA 0066   | 3483 034 032 | MFZ430  | 430*235*450     | VOLVO        |
| MCD 0066   | 1861 988 034 | 430GVZ  | 430*240*44.5*10 | VOLVO        |
| MDA 0067   | 3483 034 032 | MFZ430  | 430*235*450     | VOLVO        |
| MCD 0067   | 1861 988 040 | 10N     | 430*240*50.8*10 | VOLVO        |
| MDA 0068   | 3483 034 033 | MFZ430  | 430*235*450     | VOLVO        |
| MCD 0068   | 1878 634 026 | 430WGTZ | 430*240*50.8*10 | VOLVO        |
| MCD 0069   | 1862 530 231 | 430WGTZ | 430*240*50.8*10 | VOLVO        |
| MDA 0070   | 3483 034 034 | MFZ430  | 430*235*450     | VOLVO        |
| MCD 0070   | 1878 634 026 | 430WGTZ | 430*240*50.8*10 | VOLVO        |
| MCD 0071   | 1862 530 231 | 430WGTZ | 430*240*50.8*10 | VOLVO        |
| MCD 0072   | 1878 000 634 | 430WGTZ | 430*240*50.8*24 | VOLVO        |
| MDA 0074   | 3483 034 042 | MFZ430  | 430*235*450     | VOLVO        |
| MDA 0075   | 3483 034 043 | MFZ430  | 430*255*450     | VOLVO        |
| MCD 0075   | 1878 003 868 | 430WGTZ | 430*260*50.8*24 | VOLVO        |
| MDA 0076   | 3483 034 035 | MFZ430  | 430*235*450     | VOLVO        |
| MDA 0077   | 3483 034 035 | MFZ430  | 430*235*450     | VOLVO        |



# CLUTCH RANGE - EXPORTS wef 01.01.2019

| Macas Drg. | OEM Part #   | Type           | Clutch Size     | Suitable for |
|------------|--------------|----------------|-----------------|--------------|
| MCD 0077   | 1878 032 331 | 430WGTZ        | 430*240*50.8*10 | VOLVO        |
| MDA 0078   | 3483 000 348 | MFZ430         | 430*255*450     | VOLVO        |
| MDA 0079   | 3482 123 234 | MFZ430         | 430*235*450     | VOLVO        |
|            | 3483 034 045 | MFZ430         | 430*255*450     | VOLVO        |
| MCD 0080   | 1878 040 334 | 430WGTZ        | 430*260*44.5*10 | VOLVO        |
|            | 1882 226 533 | G420           | 420*215*450     | VOLVO        |
| MCD 0081   | 1861 672 033 | 420GSZ         | 420*220*44.5*10 | VOLVO        |
|            | 1882 226 533 | G420           | 420*215*450     | VOLVO        |
|            | 3482 071 131 | GMFZ2/400      | 400*250*450     | VOLVO        |
| MCD 0083   | 1878 087 241 | 400GTZ         | 400*250*50.8*10 | VOLVO        |
|            | 3483 022 032 | MFZ400X        | 400*215*450     | VOLVO        |
| MCD 0084   | 1878 003 779 | 400WGTZ        | 400*220*44.6*10 | VOLVO        |
|            | 3488 000 159 | MFZ2/400X      | 400*250*450     | VOLVO        |
| MCD 0085   | 1878 003 768 | 400WGTZ        | 400*250*50.8*24 | VOLVO        |
|            | 3488 022 253 | MFZ2/400X      | 400*250*450     | VOLVO        |
| MCD 0086   | 1878 002 437 | 400WGTZ        | 400*250*50.8*10 | VOLVO        |
|            | 3483 034 135 | MFZ2/400X      | 400*250*450     | VOLVO        |
| MCD 0087   | 1878 002 442 | 400WGTZ 400GTZ | 400*250*50.8*10 | VOLVO        |
|            | 3488 000 024 | MFZ2/400X      | 400*250*450     | VOLVO        |
| MCD 0088   | 1878 000 300 | 400WGTZ        | 400*250*98*8    | VOLVO        |
|            | 3483 034 135 | MFZ2/400X      | 400*250*450     | VOLVO        |
| MCD 0089   | 1878 000 300 | 400WGTZ        | 400*250*50.8*24 | VOLVO        |
|            | 1882 280 213 | GF2/380        | 380*195*410     | VOLVO        |
| MCD 0090   | 1861 862 232 | 380GTZ         | 380*200*50.8*10 | VOLVO        |
|            | 1861 863 232 |                |                 |              |
|            | 3483 027 231 | GMFZ2/380      | 380*245*410     | VOLVO        |
| MCD 0091   | 1862 248 033 | 380GVZ 380WGVZ | 380*250*50.8*10 | VOLVO        |
|            | 3483 027 332 | GMFZ2/380      | 380*245*410     | VOLVO        |
|            | 3488 019 032 | GMFZ2/380      | 380*245*410     | VOLVO        |
| MCD 0093   | 1878 001 216 | 380WGVZ        | 380*250*50.8*24 | VOLVO        |
|            | 3488 019 031 | GMFZ2/380      | 380*245*410     | VOLVO        |
| MCD 0095   | 1862 415 031 | 380WGVZ        | 380*250*50.8*10 | VOLVO        |
| MCD 0096   | 1862 974 002 | 350CPB         | 350*220*44.5*10 | VOLVO        |
|            | 3482 909 001 | MF350          | 350*215*375     | VOLVO        |
| MCD 0097   | 1878 076 031 | 350GTB         | 350*220*38.3*10 | VOLVO        |
|            | 3482 602 008 | MF350          | 350*215*375     | VOLVO        |
| MCD 0098   | 1878 600 831 | 350CB          | 350*220*38.4*10 | VOLVO        |
|            | 3151 600 523 |                |                 | VOLVO        |
|            |              |                |                 |              |
|            |              |                |                 |              |
|            |              |                |                 |              |
|            |              |                |                 |              |
|            |              |                |                 |              |
|            |              |                |                 |              |
|            |              |                |                 |              |
|            |              |                |                 |              |
|            |              |                |                 |              |

# FLYWHEEL ASSY RANGE - INDIAN VEHICLES wef 01.01.2019

| PART #   | EQUIVALENT TO O.E. NUMBER  | CLUTCH DIA | ENGINE NUMBER/MODEL   | NO. OF TEETH ON FLYWHEEL RING GEAR  | APPLICATION SUITABLE FOR |
|----------|--|------------|---|-------------------------------------|--------------------------|
| FWA 1201 | 2525 0311 0117   | 350 MM     | 2516 TURBO  | 146 TEETH                           | TATA                     |
| FWA 1202 | 2786 0798 9927   | 350 MM     | 2515 TC/HYWA  | 138 TEETH                           | TATA                     |
| FWA 1203 | 2525 0311 0126<br>2525 0311 0121<br>2525 0311 0127<br>2525 0311 0128 | 330 MM     | 1613 TURBO  | 125 TEETH                           | TATA                     |
| FWA 1204 | 2525 0311 0104   | 310 MM     | S.E /G.B.40   | 125 TEETH                           | TATA                     |
| FWA 1205 | 2786 0399 9983   | 350 MM     | 2515 EX   | 173 TEETH                           | TATA                     |
| FWA 1206 | 2786 0399 9970   | 330 MM     | 1312 TC/1613 CNG<br>1512TC  | 159 TEETH<br>(4 HOLE)               | TATA                     |
| FWA 1207 | 2786 0798 9925   | 330 MM     | 1312 TC 4 BOLT  | 127 TEETH<br>(4 HOLE)               | TATA                     |
| FWA 1210 | 2534 0311 0128   | 240 MM     | 407 TURBO   | 114 TEETH                           | TATA                     |
| FWA 1211 | 2788 0311 0101   | 170 MM     | ACE / MAGIC   | 120 TEETH                           | TATA                     |
| FWA 1212 | 2525 0311 0132   | 350 MM     | 2515 TURBO<br>TC1615 / 1616, 1613 697<br>BSIII (Super Turbo)          | 146 TEETH<br>6 SENSOR<br>SLOT TYPE  | TATA                     |
| FWA 1213 | T065 6000 0053   | 350 MM     | 2515TC/4018TC/3518TC/31<br>18TC/2518TC                                | 138 TEETH<br>(4 HOLE)               | TATA                     |
| FWA 1214 | 278603999825/9801  | 380 MM     | Tata 1613/3118 GB75 (380 Dia)/<br>TATA 2518, 3118 (GB 750)<br>(THICK) | 138 TEETH                           | TATA                     |
| FWA 1215 | 5701 0399 0136   | 430 MM     | PRIMA   | 149 TEETH                           | TATA                     |
| FWA 1216 | 2527 311 0135  | 330 MM     | 1109 Sensor/TATA 1109<br>BSI, BSII                                    | 125 TEETH                           | TATA                     |
| FWA 1217 | 2525 0311 0145   | 350 MM     | 1616 EURO IV  | 146 TEETH<br>58 SNESOR<br>HOLE TYPE | TATA                     |
| FWA 1218 | NA   | 280 MM     | 709   | 125 TEETH                           | TATA                     |
| FWA 1219 | NA   | 200 MM     | Super Ace   | 120 TEETH                           | TATA                     |
| FWA 1220 | NA   | 228MM      | 207DI   | 114 TEETH                           | TATA                     |
| FWA 1221 | 2527 0311 0137 / 2527 0311 0142                                      | 330MM      | MARCOPOLO LPO 1613<br>EURO IV   | 125 TEETH                           | TATA                     |
| FWA 1222 | 2525 0311 0143   | 352MM      | Tata 697 CNG bus GB 60  | 146 TEETH<br>58 SNESOR<br>HOLE TYPE | TATA                     |
| FWA 1251 | EURO - II  | 380 MM     | NA  | 138 TEETH                           | AMW                      |
| FWA 1252 | EURO - II  | 380 MM     | NA  | 173 TEETH                           | AMW                      |

| PART #   | EQUIVALENT TO O.E. NUMBER | CLUTCH DIA                | ENGINE NUMBER/MODEL           | NO. OF TEETH ON FLYWHEEL RING GEAR | APPLICATION SUITABLE FOR |
|----------|---------------------------|---------------------------|-------------------------------|------------------------------------|--------------------------|
| FWA 1253 | EURO - III                | 380 MM                    | NA                            | 138 TEETH                          | AMW                      |
| FWA 1254 | EURO - IV<br>ISBE         | 395 MM                    | 2528                          | 138 TEETH                          | AMW                      |
| MBPA01   | EURO - II                 | 380 MM                    | BACK PLATE / TAWA             | NA                                 | AMW                      |
| FWA 1300 | B9242202B8731001          | 380 MM                    | 4018 LUG TYPE BS3             | 136 TEETH                          | LEYLAND                  |
| FWA 1301 | B8249801                  | 350 MM                    | 4018                          | 136 TEETH                          | LEYLAND                  |
| FWA 1302 | B3F00401                  | 330 MM                    | E COMET                       | 126 TEETH                          | LEYLAND                  |
| FWA 1303 | B9708217                  | 215 MM                    | DOST                          | 119 TEETH                          | LEYLAND                  |
| FWA 1304 | B-9288401                 | 380 MM                    | 4923                          | 136 TEETH                          | LEYLAND                  |
| FWA 1305 | NA                        | 350 MM                    | 2516                          | 136 TEETH                          | LEYLAND                  |
| FWA 1306 | B7788101                  | 380 MM                    | FACE PLATE NOT REQUIRED       | 136 TEETH                          | LEYLAND                  |
| MLPP 05  | F7202322                  | 350 MM<br>THIN<br>(13MM)  | FACE PLATE                    | NA                                 | LEYLAND                  |
| MLPP 06  | F7200522<br>X7200122      | 380 MM<br>THICK<br>(19MM) | FACE PLATE                    | NA                                 | LEYLAND                  |
| MBPL01   | F3032422                  | 350 MM                    | BACK PLATE (4 FINGER)         | NA                                 | LEYLAND                  |
| MBPL02   | F3032622                  | 380 MM                    | BACK PLATE (4 FINGER)         | NA                                 | LEYLAND                  |
| FWA 1271 | IB001784                  | 275 MM                    | CANTER (6 HOLE)               | 110 TEETH                          | EICHER                   |
| FWA 1272 | ID000112                  | 300 MM<br>325 MM          | JUMBO                         | 140 TEETH                          | EICHER                   |
| FWA 1273 | ID000032                  | 275 MM                    | CANTER (9 HOLE)               | 110 TEETH                          | EICHER                   |
| FWA 1260 | 2523 TIPPER               | 395 MM                    | 400 030 0505                  | 146 TEETH                          | BHARAT BENZ              |
| FWA 1261 | NA                        | 362 MM                    | NA                            | 133 TEETH                          | BHARAT BENZ              |
| FWA 1285 | NA                        | 395 mm                    | NAVISTAR                      | 145 TEETH                          | MAHINDRA                 |
| FWA 1286 | NA                        | 160 MM                    | MAXIMO/MAX PICKUP /<br>BOLERO | 110 TEETH                          | MAHINDRA                 |
| FWA 1287 | NA                        | 160 MM                    | MAXIMO/MAX PICKUP /<br>BOLERO | 110 TEETH                          | MAHINDRA                 |
| FWA 1287 | NA                        |                           | SCORPIO                       | 146 TEETH                          | MAHINDRA                 |
| FWA 1288 | NA                        | 215 MM                    | VERITO                        | 119 TEETH                          | MAHINDRA                 |
| FWA 1063 | 64023015366               | 430 MM                    | 6 SLOTS FOR SENSORS           | 160 TEETH                          | MAN INDIA                |
| FWA 1064 | NA                        | 430 MM                    | 58 HOLES FOR SENSORS          | 160 TEETH                          | MAN INDIA                |
| FWA 1065 | NA                        | 395 MM                    | 6 SLOTS FOR SENSORS           | 143 TEETH                          | MAN INDIA                |
| FWA 1295 |                           | 260 MM                    | T3500 / T4000                 | 138 TEETH                          | MAZDA                    |

| PART #                | EQUIVALENT TO O.E. NUMBER  | CLUTCH DIA               | ENGINE NUMBER/MODEL   | NO. OF TEETH ON FLYWHEEL RING GEAR | APPLICATION SUITABLE FOR |
|-----------------------|--|--------------------------|---|------------------------------------|--------------------------|
| <b>TRACTORS RANGE</b> |  |                          |   |                                    |                          |
| FWA 1500              | 7672215  | NA                       | NA  | 129 TEETH                          | JOHN DEERE               |
| FWA 1501              | AR 40565   | NA                       | JD 500 / JD 500A<br>JD 500B / JD 600<br>500 C / 3010 / 3020<br>4010 / 4020            | 129 TEETH                          | JOHN DEERE               |
| FWA 1502              | AR 40567   | NA                       | REPLACES AR 40565   | 129 TEETH                          | JOHN DEERE               |
| FWA 1503              | AR 48294   | NA                       | 4320 / 400 / 500  | 129 TEETH                          | JOHN DEERE               |
| FWA 1504              | RE18678AR103749  | 330 MM                   | 1640, 2040, 3040, 3140,<br>2140, 2250, 2450, 2650, 2850,<br>3050, 3350, 3640          | 142 TEETH                          | JOHN DEERE               |
| FWA 1505              | RE 31572   | 330 MM                   | 3650  | 142 TEETH                          | JOHN DEERE               |
| FWA 1515              | 3819666M92<br>742106M91<br>41117084<br>31216362<br>31215781<br>31216851<br>70991031<br>3408361 | 300 MM                   | 230, 240, 240S, 260, 265,<br>275, 285, 290, 375, 390, 4225,<br>4235, 4240, 4325, 4335 | 115 TEETH                          | MASSEY<br>FERGUSON       |
| FWA 1516              | 3819669M91<br>3638443M91<br>31122C071 (ONLY<br>FLYWHEEL)<br>4111D123                           | 330 MM                   | 4260, 4270, 4360, 4370,<br>399 MODEL  | 118 TEETH                          | MASSEY<br>FERGUSON       |
| FWA 1517              | 3819667M91<br>747577M91<br>4111D043  | 330 MM                   | 390, 390T, 393, 398, 4243<br>4245, 4253, 4255, 4265<br>and 4345                       | 115 TEETH                          | MASSEY<br>FERGUSON       |
| FWA 1518              | 027518N1<br>02027518N  | 330 MM                   | MF 440 ( Brazil Model)  | 115 TEETH                          | MASSEY<br>FERGUSON       |
| MBDME                 | 827707M7   | NA                       | MF 135  | BRAKE DRUM                         | MASSEY<br>FERGUSON       |
| FWA 1675              | 1808413C92   | 300 MM                   | 4210, 4230, 4240, 268, 288,<br>685, 695, 795, 885, 885XL,<br>895, 895XL, 995, 995XL   | 128 (14MM)<br>TEETH                | CASE<br>INTERNATIONAL    |
| FWA 1650              | NA   | 330 MM                   | 5610, 6610, 7610  | 128 (16MM)<br>TEETH                | FORD NEW<br>HOLLAND      |
| FWA 1415              | 600313 / B 8 + 1 HOLE  | 275 MM                   | TRACTOR 4 CYLINDER  | 120 TEETH                          | STANDARD<br>TRACTORS     |
| FWA 1416              | 600313 / C<br>7 + 1 HOLE   | 275 MM<br>DUAL<br>CLUTCH | TRACTOR 4 CYLINDER  | 120 TEETH                          | STANDARD<br>TRACTORS     |
| FWA 1417              | 450313   | NA                       | TRACTOR 3 CYLINDER  | 120 TEETH                          | STANDARD<br>TRACTORS     |
| FWA 1430              | PT 4455  | 275 MM                   | NA  | NA                                 | ESCORT                   |

# FLYWHEEL ASSY - EUROPEAN RANGE wef 01.01.2019

| PART #   | EQUIVALENT TO O.E. NUMBER  | CLUTCH DIA | ENGINE NUMBER/MODEL  | NO. OF TEETH ON FLYWHEEL RING GEAR | APPLICATION SUITABLE FOR |
|----------|--|------------|--|------------------------------------|--------------------------|
| FWA 1001 | 355 030 1305<br>355 030 1405<br>355 030 0905<br>346 030 1105<br>346 030 1605<br>346 030 0005<br>355 030 0205<br>345 030 0105<br>345 030 0105<br>3421 601 001 | 380 MM     | OM 355 OM 346  | 154 TEETH                          | Mercedes Benz            |
| FWA 1002 | 345 030 0205<br>345 030 0905<br>3421 601 008   | 420 MM     | OM 355 TURBO OM 355 A  | 154 TEETH                          | Mercedes Benz            |
| FWA 1003 | 541 030 0105<br>542 030 0205<br>3421 601 016   | 430 MM     | OM 501 LA<br>OM 502 LA<br>OM 602 LA<br>ACTROS<br>37 NUT  | 160 TEETH                          | Mercedes Benz            |
| FWA 1004 | 403 030 1405<br>403 030 0805<br>403 030 1105<br>3421 601 010   | 420 MM     | OM 402<br>OM 403<br>OM 407/HA<br>OM 421 A/LA<br>OM 422 A/LA<br>OM 423<br>OM 427 H<br>OM 441<br>OM 442<br>OM 447 H / HA /LA | 160 TEETH                          | Mercedes Benz            |
| FWA 1005 | 314 030 2805<br>344 030 0605   | 250 MM     | OM 314   | 125 TEETH                          | Mercedes Benz            |
| FWA 1006 | 403 030 1305<br>403 030 1605<br>403 030 1205<br>3421 601 009   | 380 MM     | OM 402<br>OM 407<br>OM 422 A /LA   | 160 TEETH                          | Mercedes Benz            |
| FWA 1007 | 442 030 0205<br>442 030 0105<br>3421 601 011   | 430 MM     | OM 401<br>OM 402 LA<br>OM 441 A /LA<br>OM 442 A / LA<br>OM 443<br>OM 449 HLA   | 160 TEETH                          | Mercedes Benz            |
| FWA 1008 | 442 030 1905<br>442 030 0505<br>442 030 1005<br>3421 601 012   | 430 MM     | OM 401 LA<br>OM 441<br>OM 442 LA   | 160 TEETH                          | Mercedes Benz            |
| FWA 1009 | 352 030 5005   | 250 mm     | OM 352   | 125 TEETH                          | Mercedes Benz            |
| FWA 1010 | 906 030 1905<br>906 030 3005<br>906 030 6605<br>906 030 3705<br>906 030 5505<br>3421 601 048<br>3421 601 049   | 395 MM     | OM906 HA /<br>HLA AXOR OM 904 LA   | 146 TEETH                          | Mercedes Benz            |

| PART #   | EQUIVALENT TO O.E. NUMBER  | CLUTCH DIA | ENGINE NUMBER/MODEL   | NO. OF TEETH ON FLYWHEEL RING GEAR | APPLICATION SUITABLE FOR |
|----------|--|------------|---|------------------------------------|--------------------------|
| FWA 1011 | 352 030 3905<br>364 030 0105<br>344 030 7205<br>344 030 7805<br>352 030 0905<br>3421 601 003 | 310 MM     | OM 352<br>OM 352 A<br>OM 364 UNIMOG<br>OM 364 A / LA<br>OM 364 LA UNIMOG<br>OM 366/366 A<br>OM 366 LA EURO II | 125 TEETH                          | Mercedes Benz            |
| FWA 1012 | 352 030 7305<br>352 030 6606<br>352 030 6605<br>352 030 7105<br>3421 601 002<br>3421 601 005 | 350 MM     | OM366 OM352 UNIMOG  | 133 TEETH                          | Mercedes Benz            |
| FWA 1013 | 457 030 0605<br>3421 601 050   | 430MM      | OM 457 LA<br>AXOR<br>EURO-3<br>37 NUT   | 160 TEETH                          | Mercedes Benz            |
| FWA 1014 | 476 030 0505<br>476 030 0405   | 430 MM     | OM 447/ LA  | 151 TEETH                          | Mercedes Benz            |
| FWA 1015 | 457 030 0705   | 430 MM     | OM 457 LA<br>37 NUT   | 151 TEETH                          | Mercedes Benz            |
| FWA 1016 | 475 030 0005<br>475 030 0105   | 420 MM     | OM449<br>BR 400<br>ONBUS 0400   | 151 TEETH                          | Mercedes Benz            |
| FWA 1018 | 906 030 3205<br>906 030 3805<br>906 030 5705<br>906 030 6805<br>3421 601 052                 | 362 MM     | OM 904 / 906 ATEGO  | 133 TEETH                          | Mercedes Benz            |
| FWA 1019 | 906 030 4605<br>906 030 3305<br>906 030 3905<br>3421 601 053                                 | 430 MM     | OM 906 AXOR   | 160 TEETH                          | Mercedes Benz            |
| FWA 1020 | 476 030 0305<br>476 030 0105   | 380 MM     | OM 447/ LA  | 151 TEETH                          | Mercedes Benz            |
| FWA 1021 | 447 030 1805<br>447 030 0705<br>447 030 1205<br>3421 601 021                                 | 420 MM     | OM 447<br>EURO II<br>NEW MODEL<br>6 NUT   | 160 TEETH                          | Mercedes Benz            |
| FWA 1022 | 906 030 2005<br>906 030 1605<br>3421 601 056   | 362 MM     | OM 904 / 906 ATEGO  | 133 TEETH                          | Mercedes Benz            |
| FWA 1023 | 376 030 1305   | 350 MM     | OM 376  | 133 TEETH                          | Mercedes Benz            |
| FWA 1024 | 327 030 0211<br>360 030 0811<br>3421 601 006   | 350 MM     | OM 360  | 142 TEETH                          | Mercedes Benz            |
| FWA 1025 | 344 030 0205   | 280 MM     | OM 352  | 125 TEETH<br>(THICK)               | Mercedes Benz            |
| MBD 002  | 9424230012   |            | BRAKE DISC ACTROS   |                                    | Mercedes Benz            |

| PART #   | EQUIVALENT TO O.E. NUMBER   | CLUTCH DIA | ENGINE NUMBER/MODEL  | NO. OF TEETH ON FLYWHEEL RING GEAR | APPLICATION SUITABLE FOR |
|----------|---|------------|--|------------------------------------|--------------------------|
| FWA 1051 | 51 02301 5210<br>51 02301 5259<br>50 02301 5210<br>3421 601 045<br>3421 601 063   | 430 MM     | TGA 430 MM58 SENSOR  | 160 TEETH                          | MAN                      |
| FWA 1052 | 51 02301 7440<br>51 02301 5154<br>3421 601 015  | 430 MM     | D2840<br>D2865<br>D2876<br>TGA<br>EURO II ENGINE<br>6 NUT                    | 160 TEETH                          | MAN                      |
| FWA 1053 | 51 02301 6033<br>51 02301 5191<br>51 02301 5154<br>51 02301 5155<br>51 02301 6032<br>3421 601 047                                   | 430 MM     | 2866 LF<br>2876 LF<br>TRUCK & BUS<br>EURO II ENGINE<br>TGA (6 NUT)           | 160 TEETH                          | MAN                      |
| FWA 1054 | 51 02301 7300<br>51 02301 0307<br>51 02301 7293<br>51 02301 7307<br>51 02301 7326<br>51 02301 7333<br>51 02301 7335<br>3421 601 010 | 420 MM     | D 2530<br>D 2538<br>D 2556<br>D 2840<br>D 2865<br>D 2866<br>D 2565<br>D2566  | 160 TEETH                          | MAN                      |
| FWA 1055 | 51 02301 7295<br>51 02301 7290<br>51 02301 7325<br>3421 601 009   | 380 MM     | D 2530<br>D 2538<br>D 2556<br>D 2565<br>D 2566<br>D 2840<br>D 2865<br>D 2866 | 160 TEETH                          | MAN                      |
| FWA 1056 | 51 02301 7414<br>51 02301 5034<br>51 02301 5068<br>51 02301 7387<br>51 02301 7411<br>51 02301 5155<br>51 02301 3228<br>3421 601 011 | 430 MM     | D 2840 D 2865D 2866  | 160 TEETH                          | MAN                      |
| FWA 1057 | 51 02301 5209<br>51 02301 5258<br>3421 601 046  | 430MM      | EURO III TGA 58 SENSORS  | 160 TEETH                          | MAN                      |
| FWA 1058 | 51 02301 7389<br>51 02301 0086<br>51 02301 7374<br>3421 601 065   | 395 MM     | D 0824D 0826   | 143 TEETH                          | MAN                      |
| FWA 1060 | 51 02301 6043<br>51 02301 5177<br>3421 601 043  | 430 MM     | TGA  | 160 TEETH                          | MAN                      |
| FWA 1061 | 51 02301 6093<br>51 02301 6080<br>51 02301 5265<br>3421 601 062   | 430 MM     | TGS / TGX  | 160 TEETH                          | MAN                      |

| PART #   | EQUIVALENT TO O.E. NUMBER  | CLUTCH DIA          | ENGINE NUMBER/MODEL   | NO. OF TEETH ON FLYWHEEL RING GEAR | APPLICATION SUITABLE FOR |
|----------|--|---------------------|---|------------------------------------|--------------------------|
| FWA 1062 | 51023016094<br>51023016085<br>3421 601 075                               | 430 MM              | TGX / TGS/ EURO FAST SYTER                                  | 160 TEETH                          | MAN                      |
| FWA 1063 | 64023015366  | 430 MM              | 6 SLOTS FOR SENSORS   | 160 TEETH                          | MAN INDIA                |
| FWA 1064 | NA   | 430 MM              | 58 HOLES FOR SENSORS  | 160 TEETH                          | MAN INDIA                |
| FWA 1065 | NA   | 395 MM              | 6 SLOTS FOR SENSORS   | 143 TEETH                          | MAN INDIA                |
| FWA 1066 | 51 02301 5121  | 395 MM              | 6 SLOTS FOR SENSORS   | 143 TEETH                          | MAN                      |
| FWA 1101 | 393151<br>306993<br>306991<br>238552<br>298978<br>3421 601 024           | 430 MM              | SCANIA 112/113<br>DC/DS 11 8 CYLINDER                       | 158 TEETH                          | SCANIA                   |
| FWA 1102 | 324642<br>1472215<br>1488627<br>3421 601 018                             | 430 MM              | SCANIA 143<br>DS/DS 14<br>SCANIA 142                        | 163 TEETH                          | SCANIA                   |
| FWA 1103 | 324640<br>1403271<br>3421 601 020  | 430 MM              | SCANIA 113<br>DC/DS 11<br>6 CYLINDER                        | 158 TEETH                          | SCANIA                   |
| FWA 1104 | 1388 326<br>1487 557<br>1465 411<br>1453 281<br>1364 259<br>3421 601 019 | 430mm               | SCANIA 124DSC 12  | 158 TEETH                          | SCANIA                   |
| FWA 1105 | 1487 558<br>1388 336<br>1465 412<br>3421 601 042                         | 430 MM              | SCANIA 124 DS 12 (Electronic)                               | 158 TEETH                          | SCANIA                   |
| FWA 1106 | 1805 086<br>1506 393<br>1539 450<br>3421 601 058                         | 430 MM              | SERIES E<br>SCANIA 124<br>SCANIA PGR<br>G380                | 158 TEETH                          | SCANIA                   |
| MBD 001  | 1852817<br>SCANIA<br>1367735<br>1386686<br>1402272                       |                     | BRAKE DISC SCANIA 4 SERIES                                  |                                    |                          |
| FWA 1125 | 8170798<br>20729327<br>21184874<br>3421 601 060                          | 430 MM              | FL / FH<br>FH12, FM12<br>NH12 - B<br>D-12C<br>Volvo I-Shift | 153 TEETH                          | VOLVO                    |
| FWA 1126 | 479543<br>479192<br>422742<br>467252                                     | 430 MM              | F12, N10<br>FM10 TD,<br>F10                                 | 156 TEETH                          | VOLVO                    |
| FWA 1127 | 478931 / 479333  | 430 MM              | F/FL/FM FH/F12 TD   | 156 TEETH                          | VOLVO                    |
| FWA 1128 | 20730051<br>1547025  | 400 MM<br>TWIN DISC | NA  | 153 TEETH                          | VOLVO                    |



| PART #   | EQUIVALENT TO O.E. NUMBER  | CLUTCH DIA | ENGINE NUMBER/MODEL                                  | NO. OF TEETH ON FLYWHEEL RING GEAR | APPLICATION SUITABLE FOR |
|----------|--|------------|--|------------------------------------|--------------------------|
| FWA 1129 | 8170617<br>20537671<br>20729380<br>21184666<br>21246953<br>8170799 | 430 MM     | FH12 / FM12 -<br>D12C/D12D B12B -<br>D12C /D12DFM400 | 153 TEETH                          | VOLVO                    |
| FWA 1130 | 20441568   | 430 MM     | FH12-16 / FM12                                       | 153 TEETH                          | VOLVO                    |
| FWA 1131 | 20742684<br>21825232<br>21825230                                   | 430 MM     | FM 340   | 153 TEETH                          | VOLVO                    |
| FWA 1132 | 21513962 / B7R OLD MODEL   | 430 MM     | VOLVO / MARCO POLO BUS                               | 129 TEETH                          | VOLVO                    |
| FWA 1133 | B7R NEW MODEL  | 430 MM     | VOLVO / MARCO POLO BUS                               | 129 TEETH                          | VOLVO                    |
| FWA 1134 | 3169568  | 430 MM     | SAME AS LF 127 WITH SENSOR                           | 156 TEETH                          | VOLVO                    |
| FWA 1135 | 21514061<br>20790714<br>21514069                                   | 430 MM     | MP7  | 153 TEETH                          | VOLVO                    |
| FWA 1136 | 20589706<br>21825230 (257mm)                                       | 430 MM     |  | 153 TEETH                          | VOLVO                    |
| FWA 1151 | 5000 686 610<br>5000 694 235<br>3421 601 037                       | 430 MM     | KERAX PREMIUM<br>M400<br>6 CYLINDERS                 | 148 TEETH                          | RENAULT (RVI)            |
| FWA 1152 | 742 089 5903<br>748 500 3718<br>742 182 5234                       | 430 MM     | KERAX PREMIUM 440                                    | 153 TEETH                          | RENAULT (RVI)            |
| FWA 1153 | 5010 550 772   | 430 MM     | KERAX PREMIUM 420                                    | 152 TEETH                          | RENAULT (RVI)            |
| FWA 1154 | 742 118 4666   | 430 MM     |  | 153 TEETH                          | RENAULT (RVI)            |
| FWA 1155 | 742 0729 327   | 430 MM     |  | 153 TEETH                          | RENAULT (RVI)            |
| FWA 1375 | 99438938<br>98426708<br>98448294<br>3421 601 038                   | 430 MM     | EURO TRAKKER   | 156 TEETH                          | IVECO                    |
| FWA 376  | 99475581<br>3421 601 067   | 430 MM     | STRALIS  | 155 TEETH                          | IVECO                    |
| FWA 1377 | 504100953<br>504100954   | 410 MM     | EURO TECTOR  | 149 TEETH                          | IVECO                    |
| FWA 1378 | 504100950  | 360 MM     | NA   | 132 TEETH                          | IVECO                    |
| FWA 1379 | 123275<br>42522572<br>4825042<br>4732319                           | 380 MM     | MAGIRUS  | 147 TEETH                          | IVECO                    |
| FWA 1380 | 24126  | 420 MM     | MAGIRUS  | 167 TEETH                          | IVECO                    |
| FWA 1381 | 98417927<br>4845638  | 430 MM     | SERIES T   | 156 TEETH                          | IVECO                    |

| PART #   | EQUIVALENT TO O.E. NUMBER  | CLUTCH DIA | ENGINE NUMBER/MODEL                | NO. OF TEETH ON FLYWHEEL RING GEAR | APPLICATION SUITABLE FOR |
|----------|--|------------|------------------------------------|------------------------------------|--------------------------|
| FWA 1382 | 504165245  | 430 MM     | STRALIS CURSOR 13                  | 155 TEETH                          | IVECO                    |
| FWA 1600 | 1442512<br>1333196   | 430 MM     | 75 CF / 85 CF<br>95 XF<br>EURO III | 161 TEETH                          | DAF                      |
| FWA 1601 | 1655084  | 430 MM     | NA                                 | 161 TEETH                          | DAF                      |
| FWA 1602 | 1697674<br>1672074<br>3421 601 066                                 | 430 MM     | CF/ XF                             | 167 TEETH                          | DAF                      |
| FWA 1603 | 1314029<br>1249198<br>3421 601 041                                 | 430 MM     | 85 CF / 95 XF                      | 161 TEETH                          | DAF                      |
| FWA 1700 | 123275<br>42522572<br>4825042<br>4732319                           | 380 MM     | NA                                 | 147 TEETH                          | MAGIRUS                  |
| FWA 1701 | 24126  | 420 MM     | NA                                 | 167 TEETH                          | MAGIRUS                  |
| FWA 850  | 2070100354   | 430 MM     | T815                               | 163 TEETH                          | TATRA                    |
| FWA 1851 | 2070100474<br>2070100484<br>(with & without collar both available) | 430 MM     | V8 - T163                          | 163 TEETH                          | TATRA                    |
| FWA 1176 | NA   | 380mm      | EK 100/PROFIA 37 SENSORS           | 137 TEETH                          | HINO                     |
| FWA 1177 | 13450 - 1912   | 350 MM     | H07D                               | 129 TEETH                          | HINO                     |
| FWA 1178 | 13450 - 2830   | 380 MM     | JO8C                               | 129 TEETH                          | HINO                     |
| FWA 1179 | 13450 - E0A91<br>13405 - 78020<br>13450 - 1005<br>13450 - 2020     | 300 MM     | WO6E WO4D                          | 121 TEETH                          | HINO                     |
| FWA 1180 | 13450 - 1192   | 380 MM     | EM 100                             | 137 TEETH                          | HINO                     |
| FWA 1181 | 13450 - 2401   | 430 MM     | EP100 / M10C                       | 137 TEETH                          | HINO                     |
| FWA 1182 | 13450-78030  | NA         | XZU420 / 430 JO5C                  | 129 TEETH                          | HINO                     |
| FWA 1183 | 13450-E0J00  | 430 MM     | E13C                               | 137 TEETH                          | HINO                     |
| FWA 1184 | 13450-2414   | 430 MM     | EK100                              | 137 TEETH                          | HINO                     |
| FWA 1185 | 13450-E0B60/13450-E0B61  | 380 MM     | JO8C / JO8E ( ELECTRONIC)          | 129 TEETH                          | HINO                     |
| MLHH 01  | 42411-2630   | REAR       | JO8C                               | HUB DRUM                           | HINO                     |
| MLHT 01  | 42401-0W020  | REAR       | 125HT                              | HUB DRUM                           | DYNA TOYOTA              |
| FWA 1350 | 12310 97665  | 430 MM     | RF8                                | 140 TEETH                          | NISSAN                   |
| FWA 1351 | NA   | 430 MM     | UD 330                             | 153 TEETH                          | NISSAN                   |
| FWA 1352 | 12310-00Z3D  | 430 MM     | UD 440                             | 131 TEETH                          | NISSAN                   |
| FWA 1353 | 12310-00Z2E  | 430 MM     | UD 460                             | 131 TEETH                          | NISSAN                   |

# FLYWHEEL ASSY - JAPANESE RANGE wef 01.01.2019

| PART #   | EQUIVALENT TO O.E. NUMBER | CLUTCH DIA | ENGINE NUMBER/MODEL | NO. OF TEETH ON FLYWHEEL RING GEAR | APPLICATION SUITABLE FOR |
|----------|---------------------------|------------|---------------------|------------------------------------|--------------------------|
| FWA 1354 | 12310-0T013               | NA         | FD 46               | 129 TEETH                          | NISSAN                   |
| FWA 1355 | 12310-Z577A               | 350 MM     | UD 55 / 60          | 129 TEETH                          | NISSAN                   |
| FWA 1356 | 12310-Z5775ND             | 350 MM     | FE6 70-95           | 129 TEETH                          | NISSAN                   |
| FWA 1357 | 12310-Z5705               | 380 MM     | FE6TA<br>PK 250     | 145 TEETH                          | NISSAN                   |
| FWA 1358 | 12310-Z5601               | 350 MM     | FE6T<br>CP 87       | 129 TEETH                          | NISSAN                   |
| FWA 1359 | 12310-Z5019               | 325 MM     | FE6C<br>CL 80       | 129 TEETH                          | NISSAN                   |
| FWA 1325 | ME 032692                 | 330 MM     | 6D14                | 129 TEETH                          | mitsubishi fuso          |
| FWA 1326 | ME 072248                 | 350 MM     | 6D16                | 129 TEETH                          | mitsubishi fuso          |
| FWA 1327 | ME 072295                 | 380 MM     | 6D16                | 139 TEETH                          | mitsubishi fuso          |
| FWA 1328 | ME 062829                 | 430 MM     | 8DC9                | 143 TEETH                          | mitsubishi fuso          |
| FWA 1329 | ME 052658                 | 430 MM     | 6D22                | 143 TEETH                          | mitsubishi fuso          |
| FWA 1330 | ME 012549<br>ME240067     | 300 MM     | FE659 4D34          | 114 TEETH                          | mitsubishi fuso          |
| FWA 1331 | ME 012532                 | 275 MM     | 4D31                | 110 TEETH                          | mitsubishi fuso          |
| FWA 1332 | ME 012546                 | 280 MM     | 4D34                | 114 TEETH                          | mitsubishi fuso          |
| FWA 1333 | ME 012520                 | 260 MM     | 4D30                | 110 TEETH                          | mitsubishi fuso          |
| FWA 1334 | ME 032693                 | 350 MM     | 6D14T               | 129 TEETH                          | mitsubishi fuso          |
| FWA 1335 | ME 072199                 | 380 MM     | 6D14-3AT            | 139 TEETH                          | mitsubishi fuso          |
| FWA 1336 | ME 351019                 | 400 MM     | 6M70                | 143 TEETH                          | mitsubishi fuso          |
| MBDM 001 | MB 060504                 | NA         | PS 100              | BRAKE DRUM                         | mitsubishi fuso          |
| MBDM 002 | MC 112385                 | NA         | PS 120              | BRAKE DRUM                         | mitsubishi fuso          |
| MBDM 003 | MC 889941                 | NA         | PS 135              | BRAKE DRUM                         | mitsubishi fuso          |
| MBDM 004 | MK 321338                 | FRONT      | FE 74               | BRAKE DRUM                         | mitsubishi fuso          |
| MBDM 005 | MK 428025<br>MK 529942    | REAR       | FE 74               | BRAKE DRUM                         | mitsubishi fuso          |
| LHM 001  | MK 503561                 | REAR       | FE 74               | HUB DRUM                           | mitsubishi fuso          |
| LHM 002  | MB 005035                 | REAR       | PS 100              | HUB DRUM                           | mitsubishi fuso          |
| LHM 003  | MC 808803                 | REAR       | PS 190              | HUB DRUM                           | mitsubishi fuso          |

| PART #   | EQUIVALENT TO O.E. NUMBER                           | CLUTCH DIA                 | ENGINE NUMBER/MODEL   | NO. OF TEETH ON FLYWHEEL RING GEAR | APPLICATION SUITABLE FOR |
|----------|---|----------------------------|---|------------------------------------|--------------------------|
| FWA 1190 | 8971157820<br>8971157830                            | 300 MM<br>325 MM           | NQR 4HF1  | 138 TEETH                          | ISUZU                    |
| FWA 1191 | 8973308921  | 330 MM                     | 4HG1  | 138 TEETH                          | ISUZU                    |
| FWA 1192 | 8943938491  | 350 MM                     | 6 HH1 - N 6HH1 S  | 140 TEETH                          | ISUZU                    |
| FWA 1193 | 8943954501  | 380 MM                     | 6 HE1 - TC  | 140 TEETH                          | ISUZU                    |
| FWA 1194 | 1123311620/1123311624                               | 380 MM                     | 6SD1  | 140 TEETH                          | ISUZU                    |
| FWA 1195 | Same as LF 194 with Sensor                          | 380 MM                     | 6SD1  | 140 TEETH                          | ISUZU                    |
| FWA 1196 | Same as LF 194 with Sensor                          | 380 MM                     | 6SD1  | 140 TEETH                          | ISUZU                    |
| FWA 1197 | 1123304800  | 400 MM                     | 6WA1  | 139 TEETH                          | ISUZU                    |
| FWA 1198 | 8943901310/8943955190                               | 350 MM                     | 6HH1  | 129 TEETH                          | ISUZU                    |
| FWA 1199 | 8943999030  | 260 MM                     | 4BC2/4BD1   | 128 TEETH                          | ISUZU                    |
| FWA 1200 | 8944684120  | 280 MM                     | 4BE1  | 128 TEETH                          | ISUZU                    |
| FWA 1877 | 8973262272  | 325 MM                     | P700/ 4HK1  | 138 TEETH                          | ISUZU                    |
| FWA 1888 | 8970344302  | 240 MM                     | NKR   | 108 TEETH                          | ISUZU                    |
| FWA 1450 | 3921263<br>4933458                                  | 350 MM                     | 5.9 SERIES B  | 173 TEETH                          | CUMMINS                  |
| FWA 1451 | 3912913   | 350 MM                     | 8.3 SERIES  | 138 TEETH                          | CUMMINS                  |
| FWA 1452 | 3936423   | 350 MM<br>365 MM<br>380 MM | 8.3 SERIES C<br>6 CYLINDERS   | 138 TEETH (22mm)                   | CUMMINS                  |
| FWA 1453 | 3356546<br>3965247<br>3936422                       | 350 MM<br>365 MM<br>380 MM | 5.9 SERIES B  | 173 TEETH<br>6 CYLINDERS           | CUMMINS                  |
| FWA 1454 | 3960490<br>3977541                                  | 430 MM                     | NA  | 158 TEETH                          | CUMMINS                  |
| FWA 1455 | 3968060<br>3946387<br>3942798<br>3923099<br>3920379 | 310 MM<br>330 MM           | DODGE 5.9 L<br>NV 4500<br>NV 5600 / G 56<br>REPLACE DUAL<br>MASS FLYWHEEL<br>3.9L /5.9 L SERIES B | 152 TEETH                          | CUMMINS                  |
| FWA 1456 | 3016495   | 350 MM                     | NT 855<br>(N14 Big Cam /<br>Small Cam (Potted))   | 103 TEETH                          | CUMMINS                  |
| FWA 1457 | 3979580 / 46350210                                  | 430 MM                     | ISC 8.3<br>6 CYLINDERS  | 158 TEETH                          | VW CUMMINS ISC           |
| FWA 1458 | 3966829<br>2R0105269C                               | 320 MM                     | 8-150E/9-150E(MWM)  | 173 TEETH                          | VW CUMMINS               |
| FWA 1459 | 3680922   | 380 MM                     | ISX (Signature 600)   | 113 TEETH                          | CUMMINS                  |

# FLYWHEEL ASSY - LATIN AMERICAN RANGE wef 01.01.2019

| PART #   | EQUIVALENT TO O.E. NUMBER                           | CLUTCH DIA       | ENGINE NUMBER/MODEL                 | NO. OF TEETH ON FLYWHEEL RING GEAR | APPLICATION SUITABLE FOR |
|----------|---|------------------|-------------------------------------|------------------------------------|--------------------------|
| FWA 1460 | 3071535<br>3071536<br>3609890<br>3609903<br>3021660 | 350 MM           | NT 855/N14<br>(Big Cam / Small Cam) | 103 TEETH                          | CUMMINS                  |
| FWA 1461 | 3922645   | 350 MM           | 8.3 L C-Series                      | 138 TEETH<br>(22MM)                | CUMMINS                  |
| FWA 1462 | 3071615   | 380 MM           | L10 / M 11                          | 103 TEETH                          | CUMMINS                  |
| FWA 1463 | 3906807   | 350 MM           |                                     | 173 TEETH                          | CUMMINS                  |
| FWA 1475 | 1821915C91<br>1821916C1                             | 350 MM           | DT 466 E                            | 138 TEETH                          | NAVISTAR                 |
| FWA 1476 | 1810855C93  | 350 MM           | DT 466 E                            | 138 TEETH                          | NAVISTAR                 |
| FWA 1477 | 1818214C91  | 330 MM<br>350 MM | 7.3L 444E                           | 137 TEETH                          | NAVISTAR                 |
| FWA 1478 | 1809144C91  | 330 MM<br>350 MM | 6.9/7.3 L                           | 137 TEETH                          | NAVISTAR                 |
| FWA 1490 | 530GB3170M  | 380 MM           | E TECH                              | 117 TEETH                          | MACK                     |
| FWA 1491 | 530GB3145BM   | 380 MM           | E7                                  | 118 TEETH                          | MACK                     |
| FWA 1492 | 530GB4380P2   | 350 MM           | 675 / 676                           | 118 TEETH                          | MACK                     |
| FWA 1493 | 21514061<br>20790714<br>21514069                    | 430 MM           | MD7/MP7                             | 153 TEETH                          | MACK                     |
| FWA 1710 | 906 030 7005  | 395 MM           | MBE 900                             | 146 TEETH                          | FREIGHTLINER             |
| FWA 1900 | 360510<br>2569653<br>2441636                        | 380MM            | C15<br><br>3406 LATE                | 113 TEETH                          | CATERPILLAR              |
| FWA 1925 | 23514177<br>23509709                                | 380MM            | SERIES 60                           | 118 TEETH                          | DETROIT                  |
| FWA 1926 | 23507442  | 380MM            | SERIES 60                           | 118 TEETH                          | DETROIT                  |
| FWA 1625 | 2RD105269A<br>9.410.0145.0055                       | 325 MM           | X10                                 | 138 TEETH                          | MWM                      |
| FWA 1626 | 2R0105269A<br>9.412.0145.0015                       | 327 MM<br>330 MM | X12                                 | 138 TEETH                          | MWM                      |
| FWA 1627 | 2W0105269A<br>9.412.0145.0025                       | 365 MM<br>380 MM | X12 4.12 TCEELECTRONICA             | 138 TEETH                          | MWM                      |
|          |   |                  |                                     |                                    |                          |



# CERTIFICATE

Quality Austria - Trainings, Zertifizierungs und Begutachtungs GmbH awards this qualityaustria certificate to the following organisation:

This qualityaustria certificate confirms the application and further development of an effective

**Macas Automotive**  
Plot No. 117, DLF Industrial Area, Phase 1,  
Faridabad – 121003, Haryana, India

**QUALITY MANAGEMENT SYSTEM**  
complying with the requirements of standard  
**IATF 16949:2016**  
without product design

Manufacture and Assembly of  
Clutches and Assembly of Clutch Kits

Registration No.: 08663/0  
IATF-Registration No.: 0345357  
Issue Date: 07 December 2018  
Expiration Date: 06 December 2021

Vienna, 07 December 2018

Quality Austria - Trainings, Zertifizierungs und Begutachtungs GmbH,  
AT-1010 Vienna, Zelinkagasse 10/3

Konrad Scheiber  
General Manager

Ing. Michael Drogosita, MSc  
Specialist representative

9361643-34774765  
8163-316102431

# CERTIFICATE

Quality Austria - Trainings, Zertifizierungs und Begutachtungs GmbH awards this qualityaustria certificate to the following organisation:

This qualityaustria certificate confirms the application and further development of an effective

**Macas Automotive**  
Plot No. 117, DLF Industrial Area, Phase 1,  
Faridabad – 121003, Haryana, India

**QUALITY MANAGEMENT SYSTEM**  
complying with the requirements of standard  
**ISO 9001:2015**

Manufacture and Assembly of  
Clutches and Assembly of Clutch Kits

Registration No.: 21723/0  
Date of initial issue: 07 December 2018  
Valid until: 06 December 2021

Vienna, 07 December 2018

Quality Austria - Trainings, Zertifizierungs und Begutachtungs GmbH,  
AT-1010 Vienna, Zelinkagasse 10/3

Konrad Scheiber  
General Manager

Dr. Mag. Anni Koubek  
Specialist representative



Quality Austria - Trainings, Zertifizierungs und Begutachtungs GmbH awards this qualityaustria certificate to the following organisation:

Quality Austria is authorised as an independent certification body for the Ministry of Agriculture, Forestry and Water Management.

Quality Austria is authorised as an independent certification body for the Ministry of Agriculture, Forestry and Water Management.

Quality Austria is authorised as an independent certification body for the Ministry of Agriculture, Forestry and Water Management.

9361643-34774765  
8163-316102431

The validity of the qualityaustria certificate will be maintained by annual surveillance audits and one renewal audit after three years.

The current validity of the certificate is documented exclusively on the Internet under <http://www.qualityaustria.com/en/cert> EAC: 17

# Clutches & Flywheel Assys



For Product Enquiry, please contact :

**MACAS** AUTOMOTIVE

117, DLF Industrial Area, Phase-1, Faridabad-121 003, Haryana, INDIA  
Direct Landline : +91 129 4188506, 4188512, Mobile : +91 9810875426  
E-mail : sales@macasautomotive.com, imports@macasautomotive.com  
Website : www.macasautomotive.com