


Motorized circular brushes


Indicated to refine the ridge cleanliness, in particular it smooths out any depressions of the ground, avoiding the stagnation of water and the possible incorrect growth of the roots of the plants.

The brushes rotate thanks to the hydraulic motors, and the rotation speed is directly managed by the control console



Flex springs breaks soil crust

Flexible springs, mounted in support of the work of ridgers, on particularly compact and pasty soils.



Breaks the crust of the soil

Ploughshare that breaks the crust of the soil



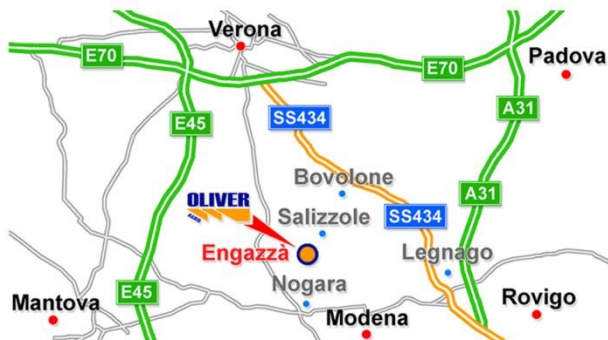
BXC BED FORMER MACHINE



Nursery



OLIVER AGRO S.R.L.
Via Torre, 350 - 37056
ENGAZZA' DI SALIZZOLE (VERONA) - ITALY
Tel. +39 045 6954392 - Fax. +39 045 6954408
info@dittaoliver.com - www.oliveragro.com




BXC BED FORMER MACHINE

The **BXC BED FORMER MACHINE** is an indispensable machine for the creation of the trunk's bed. Allows the progressive accumulation of soil and is useful for cleaning the ridge


STRUCTURE AND OPERATION



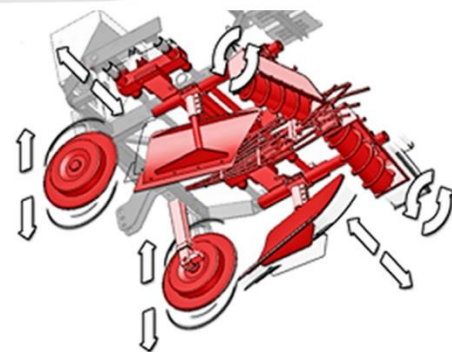
Directional wheels
mounted on legs equipped with hydraulic cylinders, which regulate the working depth of the various accessories. An additional manual adjustment allows to set the distance between the wheels.



Two hoes push the ground to the center, preparing the raw ridge of the bed. The distance between the two opposing coulters is hydraulically adjustable by means of two opposite central cylinders.



Operator seat with safety belt



Two rotating augers, driven by hydraulic motors, perform the

THREE MAIN PHASES OF THE MACHINE




The machine works with:
N° 1 tractor driver
N° 1 operator on board



Operator command console

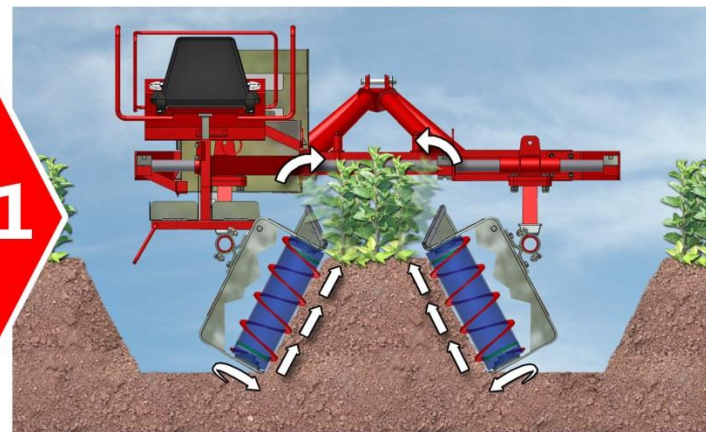


Autonomous hydraulic system:
heat exchanger, oil tank

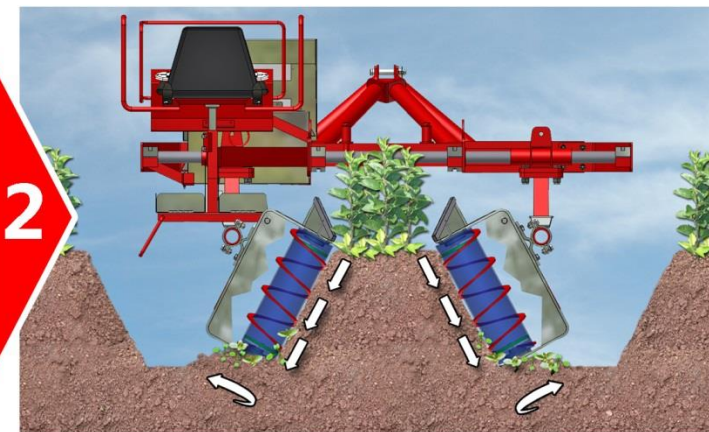


Autonomous hydraulic system:
coupling, reduction unit / pumps, to the driving force of the tractor.

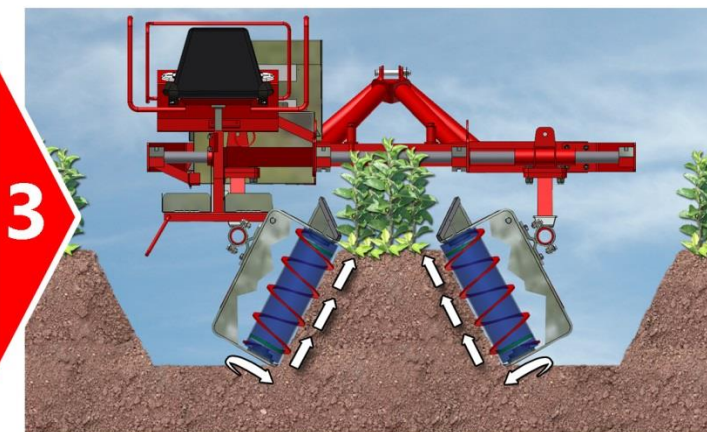
Cycle: THREE WORK PHASES



Phase 1: The augers create the bed needed. By rotating, they push the soil upwards, forcing the cuttings of the stump to remain straight, thus avoiding the possibility of having waste.



Phase 2: By inverting the direction of rotation of the augers, pushing downwards, we remove the weed grass tearing it from the ridge, to deposit it at the base of the groove which, during this procedure, is ruined.



Phase 3: To restore the bed, we invert the motion of the augers again, so that the machine can again restore the bed.