



VALVE BOXES AND VALVE BOX ACCESSORIES AND SWIVEL FITTINGS

Palaplast in the endeavor to produce fittings that give easy, economical and above all harmony and aesthetics to the environment, has produced and provides valve boxes and valve box fittings that provide solutions in the construction of a garden.

VALVE BOXES

The Valve Boxes produced by Palaplast are cylindrical (6" and 10") and rectangular (12" and 14") plastic which allow easy access to electrovalves and manual valves which are used in garden irrigation installations, lawns etc, and do away with the old time consuming and costly means of creating small wells from concrete.

The Valve Boxes are produced from polypropylene and available with green colored cover provide a uniform appearance within gardens, lawns etc.

The cylindrical Valve Boxes are available with opened holes the 6" 2 holes and the 10" 4 holes, to allow for the pipe.

The rectangular 12" is available with two side opened holes and 2 closed engraved, that can be easily pushed out for more openings if required.

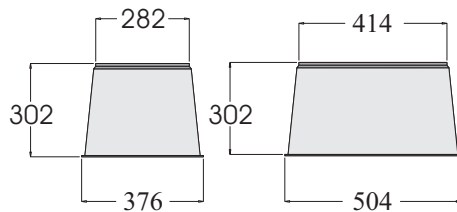
The 14" Valve Box is available with 13 closed engraved holes that can be easily pushed out to encase up to 63mm pipe, according to individual requirements. An added advantage of the 14" is the choice of caps either plain cap or lockable cap for extra security.

All the Valve Boxes are designed to be easily stackable thus minimizing storage space and transport expenses.

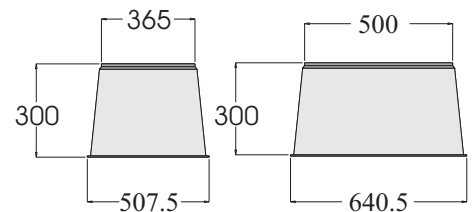
RECTANGULAR



12"



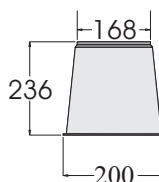
Jumbo 14"



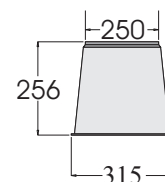
CYLINDRICAL



6"



10"



VALVE BOX ACCESSORIES

1. Collecteur 1" x 1" x 1"

The Collecteur is used for connections within the Valve Boxes. We have one or two 1" male threads if between connections or end connection. The Collecteurs can be attached between them, male with female thread, while at the outlet it can be connected to a female electrovalve. The connections do not require Teflon tape as the fitting has elastometric seal ring (o-ring).



2. Multiriser 1/2" x 1/2" and 1/2" x 3/4"

The Multiriser is used for stable (not with coupling nut) connections within the Valve Boxes and where it is required to have a specific length for continual connections. One side of the Multiriser is stable with male thread available in 1/2" or 3/4", where as the other side can be cut according to the length required and is available in 1/2".

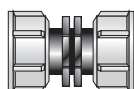
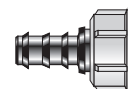


VALVE BOX SWIVEL FITTINGS

The Valve Box Swivel Fittings are designed and manufactured to provide quick and easy connections between themselves and other fittings, without the requirement of Teflon Tape as each fitting has an elastometric seal ring which provides complete water tightness. Thus with the Valve Box Swivel Fittings you can do away with the conventional metallic fittings for connections of valves etc within the Valve Box.

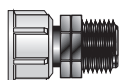
1. Indented Valve Box Swivel 16 x 3/4" and 20 x 3/4"

Used for the connection of PE pipe 20mm or 16mm to male threaded 3/4" fittings.



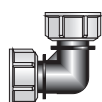
2. Valve Box Swivel Connection F-F 1" x 1" and M-F 3/4" x 3/4" and 1" x 1"

Ideal when disassembling is required within the Valve Boxes between fittings that are difficult to handle. Used with male or female fittings 3/4" and 1" respectively.



3. Quick Coupling 3/4" x 16mm, 3/4" x 20 and 1" x 25mm

Used for connecting PE pipe 16mm, 20mm, 25mm and 32mm with male fittings 3/4" and 1".

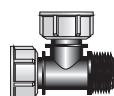


4. Elbow Coupling F-F 1" x 1"

The Elbow Coupling can be used at the end of connections within the Valve Boxes and with male fittings 1" at 90° angle.

5. Elbow Coupling M-F 1" x 1"

The same as above but for connection with male and female thread 1".



6. Tee coupling F-F-F, M-F-F and M-M-F 1" x 1" x 1"

For combination male, female threads 1".

7. Cross M-F-F-F 1" x 1" x 1" x 1" and F-F-F-F 1" x 1" x 1" x 1"

A new fitting in the Valve Box Swivel connection range giving solutions for cross connections with three female outlet threads 1" and one inlet male or female thread 1".

