

Screw compressors

RS-PRO 3.0 – 18.5
RSF-PRO 5.5 – 18.5

 Made in Germany



Motor power: 3.0 – 18.5 kW



RS-PRO 3.0 – 18.5
RSF-PRO 5.5 – 18.5



RSK-PRO 3.0 – 18.5
RSKF-PRO 5.5 – 18.5



RSD-PRO 3.0 – 18.5
RSDF-PRO 5.5 – 18.5



RSDK-PRO 3.0 – 18.5
RSDKF-PRO 5.5 – 18.5

RENNER GmbH Kompressoren – success rooted in tradition.

RENNER GmbH Kompressoren have been known for reliable compressed air for 25 years. As a family owned business with fast decision-making processes, we set the benchmarks in developing, manufacturing and selling efficient screw compressors and complete compressed air stations.


RENNER has more than 160 employees to provide you with first-class technical advice, robust compressor engineering, and reliable service in virtually more than one hundred countries. We offer fast maintenance services in Germany and all over the world through our large distributor network. You can rely on the high quality standards of our oil-injected screw compressors as well as in the segments of oil-free compressed air and piston compressors. We are proud to assist you as a competent sales and service partner worldwide!



RS-PRO screw compressors – RENNER's compact, robust, high-performance range.

Oil-injected screw compressors in the appropriate power range nowadays represent the most modern and most economical form of compressed air generation. RENNER is dedicated to this compression principle, with a performance range extending from 2.2 – 355 kW and an end pressure of up to 15 bar. RENNER screw compressors with asymmetric profile are designed for powerful industrial operation, with no compromise.

Excellent economy, long service life, and simple, economical maintenance are the most important criteria in the development of new products, and when developing the new RS-PRO series the focus was set firmly on powerful, efficient compressed air supply with low space requirement and easy access to the relevant parts for maintenance.



Picture: PRO 1

Design features and advantages of the RS-PRO series:

- 2-years full functional warranty.
- easily removable doors allow easy access to the individual components for maintenance.
- the right solution for all requirements: as a freestanding system, with attached refrigeration dryer and as a complete unit on air receiver in various sizes.
- intensive cooling combined with an effective oil-air cooler guarantees operational safety and excellent air quality.
- developed for industrial use – including continuous operation
- the use of standard components from German brand manufacturers guarantees a high quality standard and enables short reaction times in the event of faults.
- compact compressor air ends without additional connecting pipes and elements. A separate oil separator receiver is not required.
- effective rear duct silencer. The motor and the compact air end as well as the compressor housing are mounted on anti-vibration metal bumpers. This results in low-noise and low-vibration installation – also in compressor rooms.
- control system RENNERlogic as a standard.
- optional extras:
RENNERtronic Touch / RENNERtronic Plus Touch electronic control.

Mobile even without a pallet



All variants with compressed air tank, manufactured and tested in accordance with AD2000 guidelines, can be moved by a forklift without the need for a pallet.

Belt tension



Belt tensioning is effected by means of a motor rocker. The optimum sling arrangement of the belt around the pulley ensures even better power transfer.

Pre filter frame



The RS-PRO is optionally available with a pre-filter frame to protect against dirt contamination. The frame can be attached very simply by means of magnets.

Radial fan



The RSF-PRO range is built standard with radial fan. Thanks to the efficient rear duct silencer and the new radial fan, noise levels are reduced to a minimum.



Protected frequency converter

The frequency converter is separated from the air supply of the compressor by a metal sheet and thus protected from polluting particles.

Heat exchanger

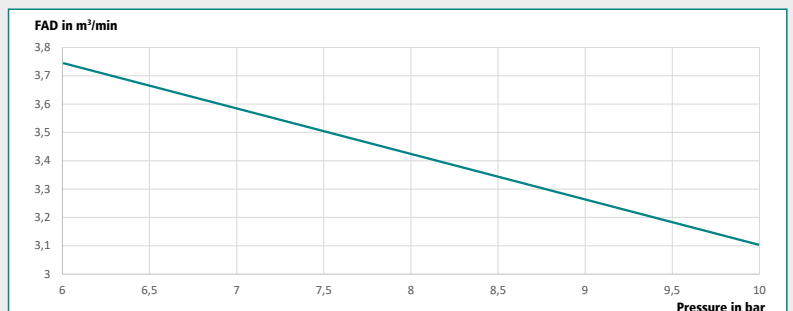
RENNER's RS-PRO range has an optional heat recovery system for industrial or hot water.



Operating mode of RSF-PRO screw compressors from 6 to 10 bar (REflex)

All RENNER compressors with variable speed control adapt flexibly and automatically to current pressure regarding both pressure and free air delivery. Thus the compressor provides at all times the optimally adjusted free air delivery in the set pressure range (6 to 10 bar).

- Free air delivery and control range adjust automatically to current pressure.
- Speed and load limits of the motor are observed.
- If pressure drops due to high air consumption, the REflex function releases reserves that increase free air delivery.
 - ▶ Reliability of supply
- The pressure range from 6 to 10 bar can be configured variably without changing drive elements.



Energy savings: compressors with variable speed control. The RSF-PRO series is characterized by quality and efficiency.

RENNER screw compressors with variable speed control are designed for tough industrial applications. Additionally the compressors are equipped with the RENNERtronic Touch intelligent control and monitoring system.

Do you know how much energy your compressed air station requires and how much goes to waste?

About 60,000 compressed air stations in Germany consume 14 billion kWh of electricity annually. This corresponds to 5% of the electricity consumption of all German industrial plants. The energy savings potential of 30% is immense (4.2 billion kWh)! Moreover your commitment can contribute to reducing environmental pollution.

Compressed air stations work in the most efficient and economical way, if the entire system has been fine-tuned. RENNER, the experienced German manufacturer of quality compressor systems, together with its reliable local distributors, can meet these requirements and get the job done for you.

Our partners in distribution are qualified to check your compressed air station in order to determine your savings potential and guarantee long-term economical operation. We can demonstrate to you, how you could benefit by bringing down your operating cost and making an active contribution to reducing CO₂ emissions at the same time.

Optimum use of energy: RENNER screw compressors with variable speed control

- use of an efficient control system for compressors
- use of heat recovery systems
- use of advanced compressed air piping systems without leakage
- regular service by factory-trained service technicians

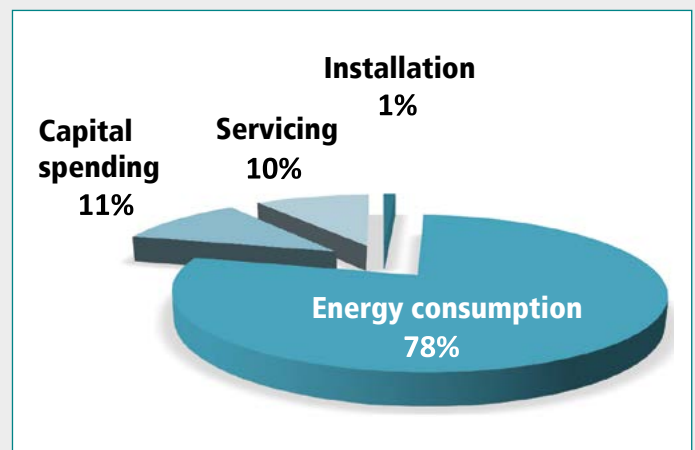
Variable speed control

Strong fluctuations of compressed air cannot be avoided in many operations. Even in such cases compressed air can be generated economically – RENNER screw compressors with variable speed control guarantee a cost efficient steady flow of compressed air. The compressor speed adapts to the actual need for compressed air with variable speed control. This guarantees economic operation; the frequency converter is integrated and firmly installed in the switch cabinet.



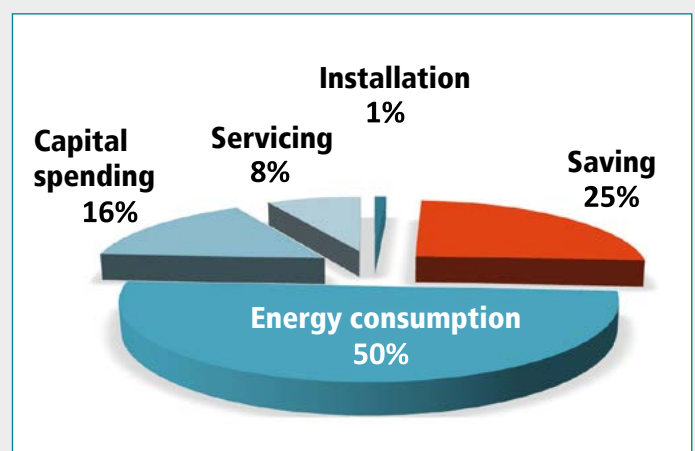
Comparing total cost after 5 years:

Fixed speed compressors:



After 5 years of operation, the energy cost usually amounts to 78% of the total cost of a conventional compressor. The only way to reduce the overall cost is to reduce the cost of energy.

RENNER's RSF compressors with variable speed control:



A RENNER RSF compressor can save up to 35% of your energy costs. This yields total savings of 25% of your compressor station and improves your overall energy balance considerably.



Screw compressors

RS-PRO 3.0 – 18.5

RSK-PRO 3.0 – 18.5 with refrigeration dryer

RS-PRO 3.0 – 18.5 / RSK-PRO 3.0 – 18.5

Model	Free air delivery ⁽¹⁾								Motor power		Compressed air outlet	Noise level	Dimensions L x W x H	Weight
	7.5 bar		10 bar		13 bar		15 bar							
	m³/min	cfm	m³/min	cfm	m³/min	cfm	m³/min	cfm	kW	HP	inch	dB(A) ⁽²⁾	mm	kg
RS-PRO 3.0	0.54	19	0.41	15	0.29	10	0.24	8	3.0	4.0	G½	67/63/61 ⁽³⁾	540 x 553 x 1014	153/167/176 ⁽³⁾
RS-PRO 4.0	0.69	24	0.55	20	0.44	16	0.37	13	4.0	5.5	G½	67/63/61 ⁽³⁾	540 x 553 x 1014	153/167/176 ⁽³⁾
RS-PRO 5.5	0.91	32	0.78	28	0.61	22	0.51	18	5.5	7.5	G½	67/63/61 ⁽³⁾	540 x 553 x 1014	172/186/195 ⁽³⁾
RS-PRO 7.5	1.25	44	1.09	38	0.86	30	0.79	28	7.5	10.0	G½	67/63/61 ⁽³⁾	540 x 553 x 1014	198/212/221 ⁽³⁾
RS-PRO 11.0	1.61	57	1.56	55	1.29	46	1.11	39	11.0	15.0	G½	74/70/68 ⁽³⁾	540 x 553 x 1014	216/230/239 ⁽³⁾
RS-PRO 2-11.0	1.88	66	1.61	57	1.30	46	1.12	40	11.0	15.0	G¾	69 ⁽⁴⁾	1078 x 684 x 1131	337 ⁽⁴⁾
RS-PRO 15.0	2.67	94	2.31	82	1.86	66	1.69	60	15.0	20.0	G¾	72 ⁽⁴⁾	1078 x 684 x 1131	350 ⁽⁴⁾
RS-PRO 18.5	2.82	100	2.45	87	1.96	69	1.78	63	18.5	25.0	G¾	74 ⁽⁴⁾	1078 x 684 x 1131	371 ⁽⁴⁾
RSK-PRO 3.0	0.54	19	0.41	15	0.29	10	0.24	8	3.0	4.0	G½	63/61 ⁽⁵⁾	994 x 553 x 1014	203/212 ⁽⁵⁾
RSK-PRO 4.0	0.69	24	0.55	20	0.44	16	0.37	13	4.0	5.5	G½	63/61 ⁽⁵⁾	994 x 553 x 1014	203/212 ⁽⁵⁾
RSK-PRO 5.5	0.91	32	0.78	28	0.61	22	0.51	18	5.5	7.5	G½	63/61 ⁽⁵⁾	994 x 553 x 1014	222/231 ⁽⁵⁾
RSK-PRO 7.5	1.25	44	1.09	38	0.86	30	0.79	28	7.5	10.0	G½	63/61 ⁽⁵⁾	994 x 553 x 1014	251/260 ⁽⁵⁾
RSK-PRO 11.0	1.61	57	1.56	55	1.29	46	1.11	39	11.0	15.0	G½	70/68 ⁽⁵⁾	994 x 553 x 1014	269/278 ⁽⁵⁾
RSK-PRO 2-11.0	1.88	66	1.61	57	1.30	46	1.12	40	11.0	15.0	G¾	69 ⁽⁴⁾	1423 x 684 x 1131	376 ⁽⁴⁾
RSK-PRO 15.0	2.67	94	2.31	82	1.86	66	1.69	60	15.0	20.0	G¾	72 ⁽⁴⁾	1423 x 684 x 1131	389 ⁽⁴⁾
RSK-PRO 18.5	2.82	100	2.45	87	1.96	69	1.78	63	18.5	25.0	G¾	74 ⁽⁴⁾	1423 x 684 x 1131	430 ⁽⁴⁾

⁽¹⁾ according to ISO 1217 Annex C

⁽²⁾ according to DIN EN ISO 2151:2009

⁽³⁾ without rear duct silencer / with rear duct silencer / with super rear duct silencer

⁽⁴⁾ with rear duct silencer

⁽⁵⁾ with rear duct silencer / with super rear duct silencer

All models with ball valve and electrical feed cable.

Options	Part no.	
Star-delta-starter for all 3.0 kW and 4.0 kW compressors (from 5.5 kW inclusive)	10866	
Rotation direction control via phase rotation control	10867	
Electronic control RENNERtronic Touch	22295	
Electronic control RENNERtronic Plus Touch	22297	
Rear duct silencer (sound reduction of about 4 dB)	RS-PRO 3.0 – 11.0	Compressor overall dimensions: length +200 mm
Super rear duct silencer (sound reduction of about 6 dB)	RS-PRO 3.0 – 11.0	Compressor overall dimensions: length +280 mm
Super rear duct silencer (sound reduction of about 2 dB)	RSK-PRO 3.0 – 11.0	Compressor overall dimensions: length +80 mm
Exhaust air box	RS-PRO / 3.0 – 11.0	04778
Level actuated drain for refrigeration dryer	05311	
IE4 motor	on request	

Screw compressors

RSF-PRO 5.5 – 18.5

RSKF-PRO 5.5 – 18.5 with refrigeration dryer

all with variable speed control, pre-filter frames and electronic control RENNERtronic Touch



RSF-PRO 5.5 – 18.5 / RSKF-PRO 5.5 – 18.5

Model	Free air delivery m³/min (REflex) ⁽¹⁾⁽²⁾								Free air delivery ⁽¹⁾				Motor power		Compressed air outlet	Noise level	Dimensions L x W x H	Weight
	min.		max. at 6 bar		max. at 8 bar		max. at 10 bar		13 bar		15 bar							
	m³/min	cfm	m³/min	cfm	m³/min	cfm	m³/min	cfm	m³/min	cfm	m³/min	cfm	kW	HP	inch	dB(A) ⁽³⁾	mm	kg
RSF-PRO 5.5	0.27	9.5	0.98	35	0.90	32	0.78	28	0.31-0.61	11-22	0.26-0.51	9-18	5.5	7.5	G½	62	824 x 553 x 1014	215
RSF-PRO 7.5	0.33	12	1.37	48	1.24	44	1.09	38	0.43-0.86	15-30	0.40-0.79	14-28	7.5	10.0	G½	62	824 x 553 x 1014	237
RSF-PRO 11.0	0.42	15	1.64	58	1.60	57	1.56	55	0.65-1.29	23-46	0.56-1.11	20-39	11.0	15.0	G½	69	824 x 553 x 1014	263
RSF-PRO 2-11.0	0.53	19	2.04	72	1.82	64	1.61	57	0.71-1.30	25-46	0.67-1.12	24-40	11.0	15.0	G¾	68	1078 x 684 x 1131	373
RSF-PRO 15.0	0.71	25	2.74	97	2.57	91	2.31	81	0.93-1.86	33-66	0.84-1.69	30-60	15.0	20.0	G¾	71	1078 x 684 x 1131	397
RSF-PRO 18.5	0.88	31	2.82	100	2.64	93	2.45	87	0.98-1.96	35-69	0.89-1.78	31-63	18.5	25.0	G¾	73	1078 x 684 x 1131	418
RSKF-PRO 5.5	0.27	9.5	0.98	35	0.90	32	0.78	28	0.31-0.61	11-22	0.26-0.51	9-18	5.5	7.5	G½	62	1079 x 553 x 1014	251
RSKF-PRO 7.5	0.33	12	1.37	48	1.24	44	1.09	38	0.43-0.86	15-30	0.40-0.79	14-28	7.5	10.0	G½	62	1079 x 553 x 1014	273
RSKF-PRO 11.0	0.42	15	1.64	58	1.60	57	1.56	55	0.65-1.29	23-46	0.56-1.11	20-39	11.0	15.0	G½	69	1079 x 553 x 1014	299
RSKF-PRO 2-11.0	0.53	19	2.04	72	1.82	64	1.61	57	0.71-1.30	25-46	0.67-1.12	24-40	11.0	15.0	G¾	68	1423 x 684 x 1131	412
RSKF-PRO 15.0	0.71	25	2.74	97	2.57	91	2.31	81	0.93-1.86	33-66	0.84-1.69	30-60	15.0	20.0	G¾	71	1423 x 684 x 1131	456
RSKF-PRO 18.5	0.88	31	2.82	100	2.64	93	2.45	87	0.98-1.96	35-69	0.89-1.78	31-63	18.5	25.0	G¾	73	1423 x 684 x 1131	477

⁽¹⁾ according to ISO 1217 Annex E

⁽²⁾ Reflex function: 6 to 10 bar, continuously variable

⁽³⁾ according to DIN EN ISO 2151:2009

All models with ball valve and electrical feed cable.

Options

Part no.

Electronic control RENNERtronic Plus Touch

23836

Level actuated drain for refrigeration dryer

05311

IE4 motor

on request



Screw compressors

RSD-PRO 3.0 – 18.5 on galvanized air receiver

air receiver according to AD2000 directives (from 250 ltr with hand hole)

RSD-PRO 3.0 – 18.5

Model	Free air delivery ⁽¹⁾								Motor power		Compressed air outlet	Noise level	Air receiver	Dimensions L x W x H	Weight
	7.5 bar m³/min	cfm	10 bar m³/min	cfm	13 bar m³/min	cfm	15 bar m³/min	cfm	kW	HP	inch	dB(A) ⁽²⁾	ltr	mm	kg
RSD-PRO 3.0	0.54	19	0.41	15	–	–	–	–	3.0	4.0	G½	67/63/61 ⁽³⁾	90 ⁽⁴⁾	982 x 553 x 1499	204/218/227 ⁽³⁾
RSD-PRO 4.0	0.69	24	0.55	20	–	–	–	–	4.0	5.5	G½	67/63/61 ⁽³⁾	90 ⁽⁴⁾	982 x 553 x 1499	204/218/227 ⁽³⁾
RSD-PRO 5.5	0.91	32	0.78	28	–	–	–	–	5.5	7.5	G½	67/63/61 ⁽³⁾	90 ⁽⁴⁾	982 x 553 x 1499	223/237/246 ⁽³⁾
RSD-PRO 3.0	0.54	19	0.41	15	0.29	10	0.24	8	3.0	4.0	G½	67/63/61 ⁽³⁾	2x90 ⁽⁴⁾	982 x 755 x 1510	249/263/272 ⁽³⁾
RSD-PRO 4.0	0.69	24	0.55	20	0.44	16	0.37	13	4.0	5.5	G½	67/63/61 ⁽³⁾	2x90 ⁽⁴⁾	982 x 755 x 1510	249/263/272 ⁽³⁾
RSD-PRO 5.5	0.91	32	0.78	28	0.61	22	0.51	18	5.5	7.5	G½	67/63/61 ⁽³⁾	2x90 ⁽⁴⁾	982 x 755 x 1510	268/282/291 ⁽³⁾
RSD-PRO 7.5	1.25	44	1.09	38	0.86	30	0.79	28	7.5	10.0	G½	67/63/61 ⁽³⁾	2x90 ⁽⁴⁾	982 x 755 x 1510	294/308/317 ⁽³⁾
RSD-PRO 3.0	0.54	19	0.41	15	0.29	10	0.24	8	3.0	4.0	G½	67/63/61 ⁽³⁾	250	1397 x 612 x 1624	239/253/262 ⁽³⁾
RSD-PRO 4.0	0.69	24	0.55	20	0.44	16	0.37	13	4.0	5.5	G½	67/63/61 ⁽³⁾	250	1397 x 612 x 1624	239/253/262 ⁽³⁾
RSD-PRO 5.5	0.91	32	0.78	28	0.61	22	0.51	18	5.5	7.5	G½	67/63/61 ⁽³⁾	250	1397 x 612 x 1624	258/272/281 ⁽³⁾
RSD-PRO 7.5	1.25	44	1.09	38	0.86	30	0.79	28	7.5	10.0	G½	67/63/61 ⁽³⁾	250	1397 x 612 x 1624	284/298/307 ⁽³⁾
RSD-PRO 11.0	1.61	57	1.56	55	1.29	46	1.11	39	11.0	15.0	G½	74/70/68 ⁽³⁾	250	1397 x 612 x 1624	302/316/325 ⁽³⁾
RSD-PRO 2-11.0	1.88	66	1.61	57	1.30	46	1.12	40	11.0	15.0	G¾	69 ⁽⁵⁾	250	1397 x 684 x 1721	424 ⁽⁵⁾
RSD-PRO 15.0	2.67	94	2.31	82	1.86	66	1.69	60	15.0	20.0	G¾	72 ⁽⁵⁾	250	1397 x 684 x 1721	435 ⁽⁵⁾
RSD-PRO 18.5	2.82	100	2.45	87	1.96	69	1.78	63	18.5	25.0	G¾	74 ⁽⁵⁾	500	1778 x 710 x 1826	501 ⁽⁵⁾

⁽¹⁾ according to ISO 1217 Annex C ⁽²⁾ according to DIN EN ISO 2151:2009 ⁽³⁾ without rear duct silencer / with rear duct silencer / with super rear duct silencer

⁽⁴⁾ with certificate before start-up. ⁽⁵⁾ with rear duct silencer All models with ball valve and electrical feed cable.

Options	Part no.
Star-delta-starter for all 3.0 kW and 4.0 kW compressors (from 5.5 kW inclusive)	10866
Rotation direction control via phase rotation control	10867
Galvanized 500 ltr air receiver (supplement on galvanized 250 ltr air receiver version)	17459
Electronic control RENNERtronic Touch	22295
Electronic control RENNERtronic Plus Touch	22297
Rear duct silencer (sound reduction of about 4 dB)	RSD-PRO 3.0 – 11.0 Compressor overall dimensions: length +200 mm 21264
Super rear duct silencer (sound reduction of about 6 dB)	RSD-PRO 3.0 – 11.0 Compressor overall dimensions: length +280 mm 04829
Exhaust air box	RSD-PRO 3.0 – 11.0 04778
Kit for 90/250/270/500 ltr air receiver with level-controlled condensate drain	03162
Kit for 2x90 ltr air receiver with level-controlled condensate drain	13274
Metal bumper set for 90 ltr air receiver (consisting of 4 pieces, each Ø 75 mm / height 15 mm)	15220
Metal bumper set for 250/270/500 ltr air receiver (consisting of 4 pieces, each Ø 75 mm / height 40 mm)	15221
IE4 motor	on request
Water-cooling system	on request

Screw compressors

RSDF-PRO 5.5 – 18.5 on galvanized air receiver, with variable speed control, pre-filter frames and electronic control RENNERtronic Touch

air receiver according to AD2000 directives (from 250 ltr with hand hole)



RSDF-PRO 5.5 – 18.5

Model	Free air delivery (REFlex) ⁽¹⁾⁽²⁾								Free air delivery ⁽¹⁾				Motor power		Compressed air outlet	Noise level	Air receiver	Dimensions L x W x H	Weight
	min.		max. at 6 bar		max. at 8 bar		max. at 10 bar		13 bar		15 bar								
	m³/min	cfm	m³/min	cfm	m³/min	cfm	m³/min	cfm	m³/min	cfm	m³/min	cfm	kW	HP	inch	dB(A) ⁽³⁾	ltr	mm	kg
RSDF-PRO 5.5	0.27	9.5	0.98	35	0.90	32	0.78	28	–	–	–	–	5.5	7.5	G½	62	90 ⁽⁴⁾	982 x 553 x 1504	266
RSDF-PRO 5.5	0.27	9.5	0.98	35	0.90	32	0.78	28	–	–	–	–	5.5	7.5	G½	62	2x90 ⁽⁴⁾	982 x 755 x 1550	311
RSDF-PRO 7.5	0.33	12	1.37	48	1.24	44	1.09	38	–	–	–	–	7.5	10.0	G½	62	2x90 ⁽⁴⁾	982 x 755 x 1550	333
RSDF-PRO 5.5	0.27	9.5	0.98	35	0.90	32	0.78	28	0.31-0.61	11-22	0.26-0.51	9-18	5.5	7.5	G½	62	250	1397 x 612 x 1624	301
RSDF-PRO 7.5	0.33	12	1.37	48	1.24	44	1.09	38	0.43-0.86	15-30	0.40-0.79	14-28	7.5	10.0	G½	62	250	1397 x 612 x 1624	323
RSDF-PRO 11.0	0.42	15	1.64	58	1.60	57	1.56	55	0.65-1.29	23-46	0.56-1.11	20-39	11.0	15.0	G½	69	250	1397 x 612 x 1624	349
RSDF-PRO 2-11.0	0.53	19	2.04	72	1.82	64	1.61	57	0.71-1.30	25-46	0.67-1.12	24-40	11.0	15.0	G¾	68	250	1397 x 684 x 1721	460
RSDF-PRO 15.0	0.71	25	2.74	97	2.57	91	2.31	81	0.93-1.86	33-66	0.84-1.69	30-60	15.0	20.0	G¾	71	250	1397 x 684 x 1721	484
RSDF-PRO 18.5	0.88	31	2.82	100	2.64	93	2.45	87	0.98-1.96	35-69	0.89-1.78	31-63	18.5	25.0	G¾	73	500	1778 x 710 x 1826	548

⁽¹⁾ according to ISO 1217 Annex E

⁽²⁾ REFlex function: 6 to 10 bar. continuously variable

⁽³⁾ according to DIN EN ISO 2151:2009

⁽⁴⁾ with certificate before start-up.

All models with ball valve and electrical feed cable.

Options

Part no.

Galvanized 500 ltr air receiver (supplement on galvanized 250 ltr air receiver version)

17459

Electronic control RENNERtronic Plus Touch

23836

Kit for 90/250/270/500 ltr air receiver with level-controlled condensate drain

03162

Kit for 2x90 ltr air receiver with level-controlled condensate drain

13274

Metal bumper set for 90 ltr air receiver (consisting of 4 pieces, each Ø 75 mm / height 15 mm)

15220

Metal bumper set for 250/270/500 ltr air receiver (consisting of 4 pieces, each Ø 75 mm / height 40 mm)

15221

IE4 motor

on request

Water-cooling system

on request



Screw compressors

RSDK-PRO 3.0 – 18.5 with refrigeration dryer, on galvanized air receiver

air receiver according to AD2000 directives (from 250 ltr with hand-hole)

RSDK-PRO 3.0 – 18.5

Model	Free air delivery ⁽¹⁾								Motor power		Compressed air outlet	Noise level	Air receiver	Dimensions L x W x H	Weight
	7.5 bar		10 bar		13 bar		15 bar								
	m³/min	cfm	m³/min	cfm	m³/min	cfm	m³/min	cfm	kW	HP	inch	dB(A) ⁽²⁾	ltr	mm	kg
RSDK-PRO 3.0	0.54	19	0.41	15	–	–	–	–	3.0	4.0	G½	63/61 ⁽³⁾	90 ⁽⁴⁾	1044 x 553 x 1504	254/263 ⁽³⁾
RSDK-PRO 4.0	0.69	24	0.55	20	–	–	–	–	4.0	5.5	G½	63/61 ⁽³⁾	90 ⁽⁴⁾	1044 x 553 x 1504	254/263 ⁽³⁾
RSDK-PRO 5.5	0.91	32	0.78	28	–	–	–	–	5.5	7.5	G½	63/61 ⁽³⁾	90 ⁽⁴⁾	1044 x 553 x 1504	273/282 ⁽³⁾
RSDK-PRO 3.0	0.54	19	0.41	15	–	–	–	–	3.0	4.0	G½	63/61 ⁽³⁾	2x90 ⁽⁴⁾	1035 x 755 x 1550	299/308 ⁽³⁾
RSDK-PRO 4.0	0.69	24	0.55	20	–	–	–	–	4.0	5.5	G½	63/61 ⁽³⁾	2x90 ⁽⁴⁾	1035 x 755 x 1550	299/308 ⁽³⁾
RSDK-PRO 5.5	0.91	32	0.78	28	–	–	–	–	5.5	7.5	G½	63/61 ⁽³⁾	2x90 ⁽⁴⁾	1035 x 755 x 1550	318/327 ⁽³⁾
RSDK-PRO 7.5	1.25	44	1.09	38	–	–	–	–	7.5	10.0	G½	63/61 ⁽³⁾	2x90 ⁽⁴⁾	1035 x 755 x 1550	347/356 ⁽³⁾
RSDK-PRO 3.0	0.54	19	0.41	15	0.29	10	0.24	8	3.0	4.0	G½	63/61 ⁽³⁾	250	1397 x 612 x 1624	289/298 ⁽³⁾
RSDK-PRO 4.0	0.69	24	0.55	20	0.44	16	0.37	13	4.0	5.5	G½	63/61 ⁽³⁾	250	1397 x 612 x 1624	289/298 ⁽³⁾
RSDK-PRO 5.5	0.91	32	0.78	28	0.61	22	0.51	18	5.5	7.5	G½	63/61 ⁽³⁾	250	1397 x 612 x 1624	308/317 ⁽³⁾
RSDK-PRO 7.5	1.25	44	1.09	38	0.86	30	0.79	28	7.5	10.0	G½	63/61 ⁽³⁾	250	1397 x 612 x 1624	337/346 ⁽³⁾
RSDK-PRO 11.0	1.61	57	1.56	55	1.29	46	1.11	39	11.0	15.0	G½	70/68 ⁽³⁾	250	1397 x 612 x 1624	355/364 ⁽³⁾
RSDK-PRO 2-11.0	1.88	66	1.61	57	1.30	46	1.12	40	11.0	15.0	G¾	69 ⁽⁵⁾	250	1423 x 684 x 1721	463 ⁽⁵⁾
RSDK-PRO 15.0	2.67	94	2.31	82	1.86	66	1.69	60	15.0	20.0	G¾	72 ⁽⁵⁾	250	1423 x 684 x 1721	475 ⁽⁵⁾
RSDK-PRO 18.5	2.82	100	2.45	87	1.96	69	1.78	63	18.5	25.0	G¾	74 ⁽⁵⁾	500	1778 x 710 x 1826	560 ⁽⁵⁾

⁽¹⁾ according to ISO 1217 Annex C

⁽²⁾ according to DIN EN ISO 2151:2009

⁽³⁾ with rear duct silencer / with super rear duct silencer

⁽⁴⁾ with certificate before start-up.

⁽⁵⁾ with rear duct silencer

All models with ball valve and electrical feed cable.

Options

Part no.

Star-delta-starter for all 3.0 kW and 4.0 kW compressors (from 5.5 kW inclusive)

10866

Rotation direction control via phase rotation control

10867

Galvanized 500 ltr air receiver (supplement on galvanized 250 ltr air receiver version)

17459

Electronic control RENNERtronic Touch

22295

Electronic control RENNERtronic Plus Touch

22297

Super rear duct silencer (sound reduction of about 2 dB)

RSDK-PRO 3.0 – 11.0

Compressor overall dimensions: length +80 mm

20902

Kit for 90/250/270/500 ltr air receiver with level-controlled condensate drain

03162

Kit for 2x90 ltr air receiver with level-controlled condensate drain

13274

Level actuated drain for refrigeration dryer

05311

Metal bumper set for 90 ltr air receiver (consisting of 4 pieces, each Ø 75 mm / height 15 mm)

15220

Metal bumper set for 250/270/500 ltr air receiver (consisting of 4 pieces, each Ø 75 mm / height 40 mm)

15221

IE4 motor

on request

Water-cooling system

on request

Screw compressors

RSDKF-PRO 5.5 – 18.5 on galvanized air receiver, with variable speed control, pre-filter frames and electronic control RENNERtronic Touch

air receiver according to AD2000 directives (from 250 ltr with hand-hole)



RSDKF-PRO 5.5 – 18.5

Model	Free air delivery m³/min (REflex) ⁽¹⁾⁽²⁾								Free air delivery ⁽¹⁾				Motor power		Compressed air outlet	Noise level	Air receiver	Dimensions L x W x H	Weight
	min.		max. at 6 bar		max. at 8 bar		max. at 10 bar		13 bar		15 bar								
	m³/min	cfm	m³/min	cfm	m³/min	cfm	m³/min	cfm	m³/min	cfm	m³/min	cfm	kW	HP	inch	dB(A) ⁽³⁾	ltr	mm	kg
RSDKF-PRO 5.5	0.27	9.5	0.98	35	0.90	32	0.78	28	—	—	—	—	5.5	7.5	G½	62	90 ⁽⁴⁾	1129 x 553 x 1504	302
RSDKF-PRO 5.5	0.27	9.5	0.98	35	0.90	32	0.78	28	—	—	—	—	5.5	7.5	G½	62	2x90 ⁽⁴⁾	1120 x 755 x 1550	347
RSDKF-PRO 7.5	0.33	12	1.37	48	1.24	44	1.09	38	—	—	—	—	7.5	10.0	G½	62	2x90 ⁽⁴⁾	1120 x 755 x 1550	369
RSDKF-PRO 5.5	0.27	9.5	0.98	35	0.90	32	0.78	28	0.31-0.61	11-22	0.26-0.51	9-18	5.5	7.5	G½	62	250	1397 x 612 x 1624	337
RSDKF-PRO 7.5	0.33	12	1.37	48	1.24	44	1.09	38	0.43-0.86	15-30	0.40-0.79	14-28	7.5	10.0	G½	62	250	1397 x 612 x 1624	359
RSDKF-PRO 11.0	0.42	15	1.64	58	1.60	57	1.56	55	0.65-1.29	23-46	0.56-1.11	20-39	11.0	15.0	G½	69	250	1397 x 612 x 1624	385
RSDKF-PRO 2-11.0	0.53	19	2.04	72	1.82	64	1.61	57	0.71-1.30	25-46	0.67-1.12	24-40	11.0	15.0	G¾	68	250	1423 x 684 x 1721	500
RSDKF-PRO 15.0	0.71	25	2.74	97	2.57	91	2.31	81	0.93-1.86	33-66	0.84-1.69	30-60	15.0	20.0	G¾	71	250	1423 x 684 x 1721	543
RSDKF-PRO 18.5	0.88	31	2.82	100	2.64	93	2.45	87	0.98-1.96	35-69	0.89-1.78	31-63	18.5	25.0	G¾	73	500	1778 x 710 x 1826	607

⁽¹⁾ according to ISO 1217 Annex E
⁽⁴⁾ with certificate before start-up.

⁽²⁾ REflex function: 6 to 10 bar, continuously variable
All models with ball valve and electrical feed cable.

⁽³⁾ according to DIN EN ISO 2151:2009

Options	Part no.
Galvanized 500 ltr air receiver (supplement on galvanized 250 ltr air receiver version)	17459
Electronic control RENNERtronic Plus Touch	23836
Kit for 90/250/270/500 ltr air receiver with level-controlled condensate drain	03162
Kit for 2x90 ltr air receiver with level-controlled condensate drain	13274
Level actuated drain for refrigeration dryer	05311
Metal bumper set for 90 ltr air receiver (consisting of 4 pieces, each Ø 75 mm / height 15 mm)	15220
Metal bumper set for 250/270/500 ltr air receiver (consisting of 4 pieces, each Ø 75 mm / height 40 mm)	15221
IE4 motor	on request
Water-cooling system	on request



Screw compressors

RSD-PRO-ECN 3.0 – 18.5 on powder-coated ECN air receiver

RSDK-PRO-ECN 3.0 – 18.5 with refrigeration dryer, on powder-coated ECN air receiver

powder-coated ECN air receivers with inspection opening 2" according to AD2000 directives

RSD-PRO-ECN 3.0 – 18.5 / RSDK-PRO-ECN 3.0 – 18.5

Model	Free air delivery ⁽¹⁾				Motor power		Compressed air outlet	Noise level	Air receiver	Dimensions L x W x H	Weight
	7.5 bar		10 bar								
	m³/min	cfm	m³/min	cfm	kW	HP	inch	dB(A) ⁽²⁾	ltr	mm	kg
RSD-PRO-ECN 3.0	0.54	19	0.41	15	3.0	4.0	G½	67/63/61 ⁽³⁾	270	1490 x 553 x 1609	247/261/270 ⁽³⁾
RSD-PRO-ECN 4.0	0.69	24	0.55	20	4.0	5.5	G½	67/63/61 ⁽³⁾	270	1490 x 553 x 1609	247/261/270 ⁽³⁾
RSD-PRO-ECN 5.5	0.91	32	0.78	28	5.5	7.5	G½	67/63/61 ⁽³⁾	270	1490 x 553 x 1609	266/280/289 ⁽³⁾
RSD-PRO-ECN 7.5	1.25	44	1.09	38	7.5	10.0	G½	67/63/61 ⁽³⁾	270	1490 x 553 x 1609	292/306/315 ⁽³⁾
RSD-PRO-ECN 11.0	1.61	57	1.56	55	11.0	15.0	G½	74/70/68 ⁽³⁾	270	1490 x 553 x 1609	310/324/333 ⁽³⁾
RSD-PRO-ECN 2-11.0	1.88	66	1.61	57	1.30	46	G½	69 ⁽⁴⁾	270	1490 x 684 x 1706	436 ⁽⁴⁾
RSD-PRO-ECN 15.0	2.67	94	2.31	82	1.86	66	G½	72 ⁽⁴⁾	270	1490 x 684 x 1706	448 ⁽⁴⁾
RSD-PRO-ECN 18.5	2.82	100	2.45	87	1.96	69	G½	74 ⁽⁴⁾	500	1880 x 684 x 1803	519 ⁽⁴⁾
RSDK-PRO-ECN 3.0	0.54	19	0.41	15	3.0	4.0	G½	63/61 ⁽⁵⁾	270	1490 x 553 x 1609	297/306 ⁽⁵⁾
RSDK-PRO-ECN 4.0	0.69	24	0.55	20	4.0	5.5	G½	63/61 ⁽⁵⁾	270	1490 x 553 x 1609	297/306 ⁽⁵⁾
RSDK-PRO-ECN 5.5	0.91	32	0.78	28	5.5	7.5	G½	63/61 ⁽⁵⁾	270	1490 x 553 x 1609	316/325 ⁽⁵⁾
RSDK-PRO-ECN 7.5	1.25	44	1.09	38	7.5	10.0	G½	63/61 ⁽⁵⁾	270	1490 x 553 x 1609	345/354 ⁽⁵⁾
RSDK-PRO-ECN 11.0	1.61	57	1.56	55	11.0	15.0	G½	70/68 ⁽⁵⁾	270	1490 x 553 x 1609	363/372 ⁽⁵⁾
RSDK-PRO-ECN 2-11.0	1.88	66	1.61	57	1.30	46	G½	69 ⁽⁴⁾	270	1500 x 684 x 1706	475 ⁽⁴⁾
RSDK-PRO-ECN 15.0	2.67	94	2.31	82	1.86	66	G½	72 ⁽⁴⁾	270	1500 x 684 x 1706	489 ⁽⁴⁾
RSDK-PRO-ECN 18.5	2.82	100	2.45	87	1.96	69	G½	74 ⁽⁴⁾	500	1880 x 684 x 1803	577 ⁽⁴⁾

⁽¹⁾ according to ISO 1217 Annex C

⁽²⁾ according to DIN EN ISO 2151:2009

⁽³⁾ without rear duct silencer / with rear duct silencer / with super rear duct silencer

⁽⁴⁾ with rear duct silencer

⁽⁵⁾ with rear duct silencer / with super rear duct silencer

All models with ball valve and electrical feed cable.

Options	Part no.
Star-delta-starter for all 3.0 kW and 4.0 kW compressors (from 5.5 kW inclusive)	10866
Rotation direction control via phase rotation control	10867
Powder-coated 500 ltr ECN air receiver (supplement on price of powder-coated 270 ltr ECN air receiver version)	21882
Electronic control RENNERtronic Touch	22295
Electronic control RENNERtronic Plus Touch	22297
Rear duct silencer (sound reduction of about 4 dB)	RSD-PRO-ECN 3.0 – 11.0
Compressor overall dimensions: length +200 mm	21264
Super rear duct silencer (sound reduction of about 6 dB)	RSD-PRO-ECN 3.0 – 11.0
Compressor overall dimensions: length +280 mm	04829
Super rear duct silencer (sound reduction of about 2 dB)	RSDK-PRO-ECN 3.0 – 11.0
Compressor overall dimensions: length +80 mm	20902
Exhaust air box	RSD-PRO-ECN / RSDK-PRO-ECN 3.0 – 11.0
	04778
Level actuated drain for refrigeration dryer	05311
Kit for 90/250/270/500 ltr air receiver with level-controlled condensate drain	03162
Metal bumper set for 250/270/500 ltr air receiver (consisting of 4 pieces, each Ø 75 mm / height 40 mm)	15221
IE4 motor	on request

Screw compressors

RSDF-PRO-ECN 5.5 – 18.5 on powder-coated ECN air receiver and with variable speed control and pre-filter frames
 RSDKF-PRO-ECN 5.5 – 18.5 on powder-coated ECN air receiver, refrigeration dryer, with variable speed control and pre-filter frames

all with electronic control RENNERtronic Touch
 powder-coated ECN air receivers with inspection opening 2" according to AD2000 directives



RSDF-PRO-ECN 5.5 – 18.5 / RSDKF-PRO-ECN 5.5 – 18.5

Model	Free air delivery(REFlex) ⁽¹⁾⁽²⁾								Motor power		Compressed air outlet	Noise level	Air receiver	Dimensions L x W x H	Weight
	min.		max.at 6 bar		max. at 8 bar		max. at 10 bar								
	m³/min	cfm	m³/min	cfm	m³/min	cfm	m³/min	cfm	kW	HP	inch	dB(A) ⁽³⁾	ltr	mm	kg
RSDF-PRO-ECN 5.5	0.27	9.5	0.98	35	0.90	32	0.78	28	5.5	7.5	G½	62	270	1490 x 553 x 1609	309
RSDF-PRO-ECN 7.5	0.33	12	1.37	48	1.24	44	1.09	39	7.5	10.0	G½	62	270	1490 x 553 x 1609	331
RSDF-PRO-ECN 11.0	0.42	15	1.64	58	1.60	57	1.56	55	11.0	15.0	G½	69	270	1490 x 553 x 1609	357
RSDF-PRO-ECN 2-11.0	0.53	19	2.04	72	1.82	64	1.61	57	11.0	15.0	G¾	68	270	1490 x 684 x 1706	472
RSDF-PRO-ECN 15.0	0.71	25	2.74	97	2.57	91	2.31	81	15.0	20.0	G¾	71	270	1490 x 684 x 1706	496
RSDF-PRO-ECN 18.5	0.88	31	2.82	100	2.64	93	2.45	87	18.5	25.0	G¾	73	500	1880 x 684 x 1803	567
RSDKF-PRO-ECN 5.5	0.27	9.5	0.98	35	0.90	32	0.78	28	5.5	7.5	G½	62	270	1490 x 553 x 1609	345
RSDKF-PRO-ECN 7.5	0.33	12	1.37	48	1.24	44	1.09	39	7.5	10.0	G½	62	270	1490 x 553 x 1609	367
RSDKF-PRO-ECN 11.0	0.42	15	1.64	58	1.60	57	1.56	55	11.0	15.0	G½	69	270	1490 x 553 x 1609	393
RSDKF-PRO-ECN 2-11.0	0.53	19	2.04	72	1.82	64	1.61	57	11.0	15.0	G¾	68	270	1500 x 684 x 1706	512
RSDKF-PRO-ECN 15.0	0.71	25	2.74	97	2.57	91	2.31	81	15.0	20.0	G¾	71	270	1500 x 684 x 1706	553
RSDKF-PRO-ECN 18.5	0.88	31	2.82	100	2.64	93	2.45	87	18.5	25.0	G¾	73	500	1880 x 684 x 1803	627

⁽¹⁾ according to ISO 1217 Annex E ⁽²⁾ REFlex function: 6 to 10 bar, continuously variable ⁽³⁾ according to DIN EN ISO 2151:2009
 All models with ball valve and electrical feed cable.

Options	Part no.
Powder-coated 500 ltr ECN air receiver (supplement on price of powder-coated 270 ltr ECN air receiver version)	21882
Electronic control RENNERtronic Plus Touch	23836
Level actuated drain for refrigeration dryer	05311
Kit for 90/250/270/500 ltr air receiver with level-controlled condensate drain	03162
Metal bumper set for 250/270/500 ltr air receiver (consisting of 4 pieces, each Ø 75 mm / height 40 mm)	15221
IE4 motor	on request

RENNERtronic Touch



Smartphone-like operation:

Intuitively operable touchscreen on state-of-the-art technology.




Events history:

The last 50 messages are displayed including date and time.



Pressure and temperature diagram:

Extensive statistics on pressure and temperature diagrams with hourly scaling.



Timer with six channels:

This can be used to switch the four pressure bands, four potential-free relay contacts or the compressor.



USB port:

Updates can be easily uploaded using a USB stick.




Replacing the control:

RENNERtronic Touch (4,3" touchscreen) and RENNERtronic Plus Touch (7" touchscreen) are easily interchangeable.



Service indicator:

Maintenance message will be shown when the set operating hour intervals is reached or at the latest after one year.



Display of compressor utilisation:

Recording of operating and load hours as well as the percentage load for compressors with variable speed control.



Different code levels:

Parameter access is restricted depending on the code level and the compressor is thus protected against unauthorised access.



Flexible inputs and outputs:

Freely assignable and inscribable digital inputs as well as four potential-free outputs.



Control of frequency converters:

The direct connection via RS485 bus interface eliminates the need for a separate converter display. Exchange of information in **plain text**.

! RENNERtronic Plus Touch with additional functions

The RENNERtronic Plus Touch fulfils **all the functions of the RENNERtronic Touch**. But it can do even more!



7" touchscreen:

Overview a multitude of information simultaneously and clearly.



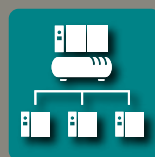
Timer with eight channels:

In addition to the above-mentioned functions, priorities for Base Load Change Over can also be assigned via the timer.



Pressure and temperature diagram:

Extensive statistics on pressure and temperature diagrams with daily, weekly and monthly scaling.



Base Load Change Over:

The software is equipped with an extensive Base Load Change Over. This is connected via an additional interface module (Modbus). This allows you to control up to eight additional compressors. The compressors are connected with a network cable.



Optional: internal and external heat recovery.


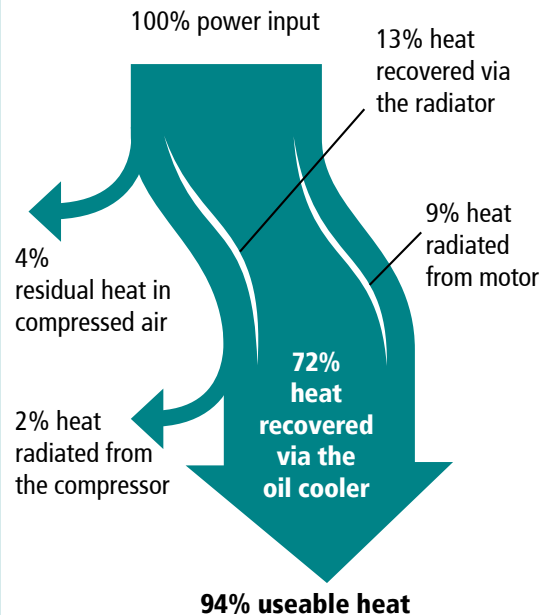


When using screw compressors, a large amount of heat is also generated in addition to the actual main product – compressed air. With RENNER heat recovery, you can regain up to 94% of the energy you have already used as heat in the form of hot air, industrial water or hot water. This makes perfect sense ecologically and saves a lot of money!

Heat recovery via plate heat exchanger: the heat exchangers feature a very simple installation, the integration into the existing water cycle is done by an installer. No external energy is required for the operation.

- for RENNER screw compressors 7.5 – 250 kW
- standard: inlet temp. 15°C, outlet temp. 65°C (industrial water)
or
inlet temp. 35°C, outlet temp. 65°C (reflux heating)
- other temperature ranges available on request
- safety heat exchanger (drinking water)
- retrofitting available on request

Useable heat with optimally matched heat recovery:



Integrated heat exchanger



External heat exchanger



COMPRESSED AIR FOR ALL APPLICATIONS



RENNER GmbH Kompressoren, a family run business established in 1994, develops and assembles economical and energy-efficient compressors. A broad range of compressed air accessories are also part of the product portfolio. The structure and size of the company ensure flexible decisions and short lead times, thus providing optimal focus on the requirements of the customers.

THE RENNER MANUFACTURING AND SUPPLY PROGRAMME:

We can supply you with the right compressor for any application – guaranteed.

SCREW COMPRESSORS:

- From 2.2 to 355 kW
- Up to 40 bar, e.g. for manufacture of PET bottles
- Compact systems with air receiver, refrigeration dryer, and variable speed control
- Heat exchanger integrated or as an external box
- Special applications: gas compression, operation of drilling devices, rail, and special-purpose vehicles
- Customized models designed to customer specifications

OIL-FREE COMPRESSORS:

- SCROLL compressors for oil-free compressed air from 1.5 to 30.0 kW
- Water-injected screw compressors for oil-free compressed air in breathing air quality from 18.5 to 120 kW



PISTON COMPRESSORS:

- From 1.5 to 11.0 kW
- Stationary or mobile, with or without sound insulation

CONTROL SYSTEMS:

- Compressor control systems
- Superordinate control systems
- State-of-the-art web server monitoring

 **Industry 4.0**

COMPRESSED AIR ACCESSORIES:

- Air filters, air receivers, refrigeration dryers, adsorption dryers, condensate drains, and oil-water-separators

Your RENNER distributor:

RENNER GmbH · Kompressoren

Emil-Weber-Strasse 32
D-74363 Gueglingen

Phone +49 (0) 7135 93193-0
Fax +49 (0) 7135 93193-50

E-Mail: info@renner-kompressoren.de
www.renner-kompressoren.de



DIN EN ISO 9001
REG.-NR. Q1 0205013

