

# Schake

Urban Equipment · Building Equipment

## Urban Equipment

• stop • save • secure

Version IX



# Interactive PDF



**Navigate comfortably and efficiently through our product catalogue!**

## **This is how it works:**

You select by one click in our table of contents and you will be guided to it immediately.

To make your journey through our product range as easy as possible, each category window is linked at the edges of the page.

This means that you always have individual access to the different categories at any time.

In addition, the buttons that you can find in the headline give you immediate access to our table of contents  **Content** or lead you back to your previous page 

You are interested in one of our articles would like to order it, need further information, data sheets or installation recommendations?

No problem! You simply click on the picture and you will be immediately redirected to our website and the corresponding article.



## 1. Barrier posts

09

- 1.1 Barrier posts 10 - 41
- 1.2 Chain posts 42 - 43
- 1.3 Flexible plastic posts 44 - 46
- 1.4 Chains + Accessories 47 - 54
- 1.5 Car-park barriers 55 - 65
- 1.6 Recycling bollards 66
- 1.7 Ornamental bollards 67 - 88



## 2. Stainless steel

89

- 2.1 Stainless steel barrier posts 90 - 93
- 2.2 Stainless steel bollards 94 - 95
- 2.3 Stainless steel hoops 96 - 98
- 2.4 Corten steel bollards 99
- 2.5 Lean-on hoops made of corten steel 100



## 3. Barrier elements

101

- 3.1 Tubular hoops 102 - 109
- 3.2 Access barriers 110 - 113
- 3.3 Height restriction barriers 114 - 117
- 3.4 Protective railing 118 - 123
- 3.5 City fence / railing 124 - 126



### Product liability:

We are under no product liability according to the Product Liability Act unless original parts are used. All articles will be shipped without decoration. Minor color deviations from those shown in the catalogue are possible due to the properties of materials. All articles illustrated are reference articles of the manufacturer.

**4. Barrier gates****127**

- 4.1 Swing barriers 128 - 131, 136
- 4.2 Access barriers 132 - 133
- 4.3 Manual barriers 134 - 135



Barrier posts

Stainless steel

**5. Outdoor equipment****137**

- 5.1 Scooter racks 138
- 5.2 Bicycle stands / lean-on hoops 139 - 150
- 5.3 Laundry drying stands 151
- 5.4 Litter bins 152 - 153
- 5.5 Planters 154



Barrier elements

Barrier gates

**6. Work site protection****155**


- 6.1 Barrier posts 156 - 165
- 6.2 Chain posts / accessories 166 - 167
- 6.3 Protective hoops 168 - 174
- 6.4 Protective railings 175 - 177
- 6.5 Crash guards 178 - 182
- 6.6 Warning and protection profiles 183



Outdoor equipment

Work site protection

Individual design products  
Sale support

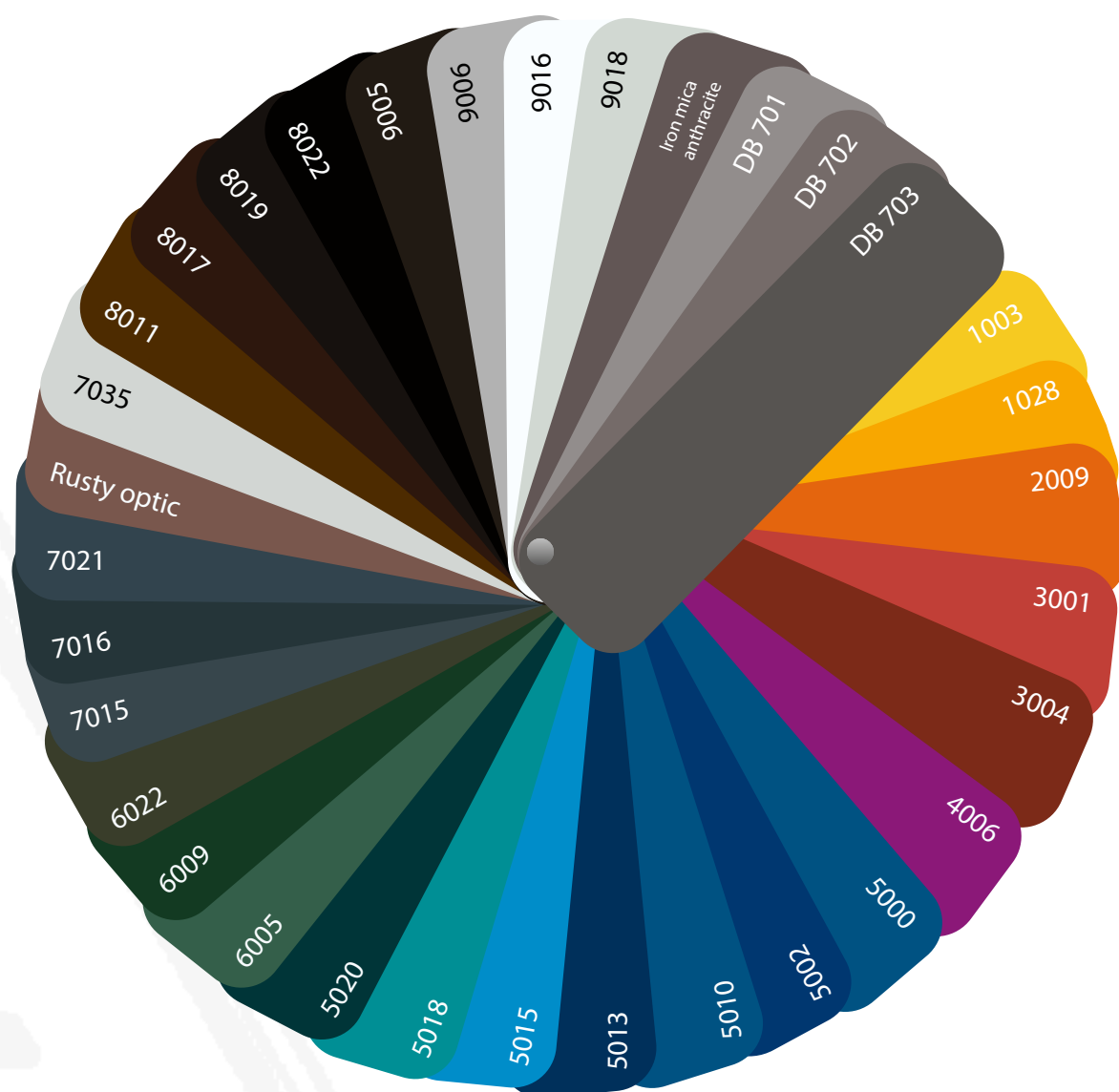
**184 - 186**





### Plastic films for posts, hoops, etc.

	Part-No.
<b>Till tube Ø 60 mm</b>	
plastic film, reflecting red 100 x 200 mm	430.19
plastic film, black 100 x 200 mm	430.191
plastic film, yellow 100 x 200 mm	430.191G
plastic film, reflecting white 100 x 200 mm	430.191W
<b>Till tube Ø 89 mm / square tube 70 x 70 mm</b>	
plastic film, reflecting red 110 x 285 mm	430.18
plastic film, black 110 x 285 mm	430.181
plastic film, yellow 110 x 285 mm	430.181G
plastic film, reflecting white 110 x 285 mm	430.181W
<b>Till tube Ø 102 mm</b>	
plastic film, reflecting red 110 x 330 mm	430.182R
plastic film, black 110 x 330 mm	430.182S
<b>Till tube Ø 108 mm</b>	
plastic film, reflecting red 110 x 350 mm	430.183R
plastic film, black 110 x 350 mm	430.183S
<b>Till tube Ø 152 mm / square tube 100 x 100 mm</b>	
plastic film, reflecting red 110 x 500 mm	430.184R
plastic film, black 110 x 500 mm	430.184S
<b>Till tube Ø 193 mm</b>	
plastic film, reflecting red 110 x 620 mm	430.186R
plastic film, black 110 x 620 mm	430.186S
plastic film, yellow 110 x 620 mm	430.186G
<b>Till tube Ø 275 mm</b>	
plastic film, reflecting red 110 x 890 mm	430.187R
plastic film, black 110 x 890 mm	430.187S



*The information is non-binding with regard to color and brilliance. It is for the purpose of giving you an impression of the coatings we supply.*

**Also available in fine texture:**

RAL 7016, DB 702, DB 703 (non-stick coating)

**Two-colored:**

White coated with red reflecting stripes

Yellow coated with black stripes

Other RAL colors and special paint finishes on request.

**Suggestion for mounting**

casting in concrete of posts or ground sockets

**1.**

Excavation for concrete basis

Size: Diameter/profile of post or ground socket  
+ approx. 300 mm

Depth: Length of height below ground of post  
or ground socket + approx. 100 mm

**2.**

Gravel fill (drainage)  
(for removable posts)

**3.**

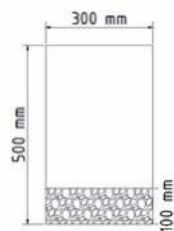
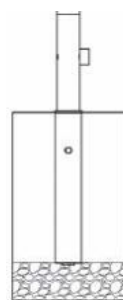
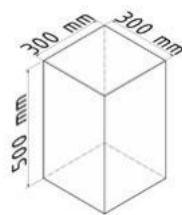
Post and socket are put central in basis hole  
top edge ground socket same as top edge ground

**4.**

Fill with concrete, adjust perpendicular with air  
level and smooth by trowel.

**5.**

Hardening and prove locking

**Eyelets for chains****Eyelets**

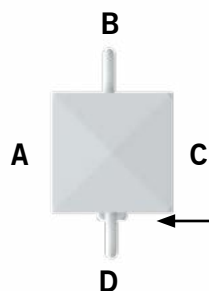
inner diameter Ø 20 mm, outer diameter Ø 35 mm

**Position of eyelets**

Standard positions:

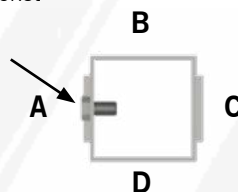

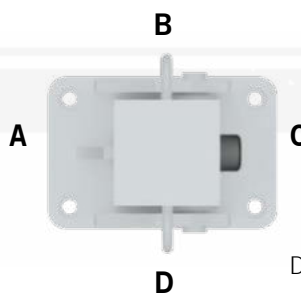
barrier post with 1 eyelet: position D

barrier post with 2 eyelets: position D + B

**Posts removable**

Position of the closure device  
(triangular or cylinder)  
position D

Adjustment of post in  
ground socket  
position A

**Stationary posts with base plate****Posts foldable**

Direction of tilting →



# 1. Barrier Posts



1.1 Barrier posts	10 - 41
1.2 Chain posts	42 - 43
1.3 Flexible plastic posts	44 - 46
1.4 Chains + Accessories	47 - 54
1.5 Car-park barriers	55 - 65
1.6 Recycling bollards	66
1.7 Ornamental bollards	67 - 88





**Symbols**

basically, barrier posts are hot-dip galvanized according to EN ISO 1461. Ornamental bollards are made of quality aluminium or hot-dip galvanized steel.

B = Coated (white with red reflecting stripes or other color finish)

D = Top inner triangular lock acc. to DIN 3223

F = Fire brigade triangular lock acc. to DIN 3223

H = Ground socket

P = Ground anchor plate for plugging down

U = Foldable

V = Prepared for padlock

Z = Euro profile cylinder lock

+1 = 1 eyelet +2 = 2 eyelet

Diameter in mm											Square in mm	
Standard version		42	60	76	89	102	108	152	193	273	70x70	100x100
Stationary for casting in concrete	Catalog page	11	12	17	21	22	23	24	26	28	30	41
Stationary for plugging down		11	12	17	21	22	23	24	26	28	30	41
Removable with triangular locking mechanism			13	18	21	22	23	25	26	28	30	41
Removable with Euro profile cylinder lock			13	18	21	22	23	25			33	
Foldable with triangular locking system			14	19							32	
Foldable with Euro profile cylinder lock			14	19							33	
Special versions												
Stationary to drive in	Catalog page	11										
Stationary tiltable				20				29				
Fire brigade guide post stationary			16									
Removable without locking system			16					25	27			
Removable for padlock			15									
Removable with top inside triangular locking mechanism											34	
Foldable with top inside triangular locking mechanism											34	
Foldable with lifting and tilting mechanism											37	
Foldable 500 mm above ground											40	
Foldable for padlock			15								36	
Foldable and removable											36	
Removable with 8 mm triangular lock											39	
With triangular lock and Euro profile cylinder										35		
Fully retractable										38		

Similar products: see rubric ornamental posts, stainless steel posts, work site protection (yellow/black)

**Barrier posts**

steel tube Ø 42 x 2.5 mm  
with plastic cap  
900 mm above ground



*A light-weight version from our range of barrier posts for private users.*

**Stationary, for casting in concrete**

total length: 1300 mm

hot-dip galvanized

Approx.kg	Part-No.
without eyelet 2.3	4042
with 1 eyelet 2.3	4042/1
with 2 eyelets 2.3	4042/2

hot-dip galvanized and white coated  
with red reflecting stripe

without eyelet 2.3	4042B
with 1 eyelet 2.3	4042B/1
with 2 eyelets 2.3	4042B/2



4042B/2

**Stationary, to be fixed by plugs**

with base plate 70 x 120 mm  
and two holes for bolts

hot-dip galvanized

without eyelet 2.8	4042P
with 1 eyelet 2.8	4042P/1
with 2 eyelets 2.8	4042P/2

hot-dip galvanized and white coated  
with red reflecting stripe

without eyelet 2.8	4042PB
with 1 eyelet 2.8	4042PB/1
with 2 eyelets 2.8	4042PB/2



4042PB/2

**Stationary, drive-in**

with drive-in tip  
total length: 1300 mm

hot-dip galvanized

without eyelet 2.2	4042E
with 1 eyelet 2.2	4042E/1
with 2 eyelets 2.2	4042E/2

hot-dip galvanized and white coated  
with red reflecting stripe

without eyelet 2.2	4042EB
with 1 eyelet 2.2	4042EB/1
with 2 eyelets 2.2	4042EB/2



4042E/2



This barrier or chain post can be used as a boundary post for pedestrian areas, parking lots, roads, safety zones etc.

### Barrier posts

steel tube Ø 60 x 2.5 mm  
with welded steel cap  
900 mm above ground



Approx.kg

Part-No.

#### Stationary, for casting in concrete

with ground anchor  
total length: 1300 mm

hot-dip galvanized

without eyelet	4.9	460
with 1 eyelet	4.9	460/1
with 2 eyelets	4.9	460/2

hot-dip galvanized and white coated  
with three red reflecting stripes

without eyelet	4.9	460B
with 1 eyelet	4.9	460B/1
with 2 eyelets	4.9	460B/2



460B/2



Suitable mounting material for this product:  
set of mounting bolts type 1

**Part-No.**  
470.71

Further accessories pages 47-54

#### Stationary, to be fixed by plugs

with base plate 100 x 150 mm

hot-dip galvanized

without eyelet	4.0	460P
with 1 eyelet	4.0	460P/1
with 2 eyelets	4.0	460P/2

hot-dip galvanized and white coated  
with three red reflecting stripes

without eyelet	4.0	460PB
with 1 eyelet	4.0	460PB/1
with 2 eyelets	4.0	460PB/2

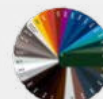


460PB



Also available in yellow/black, see work site protection pages 156 ff.

Other color finishes possible;  
see page 7



*The stable locking and the easy handling grant a quick opened blockade*

### Barrier posts

steel tube Ø 60 x 2.5 mm  
with welded steel cap  
900 mm above ground



460FB



460ZB

#### Removable, with triangular locking mechanism

acc. to DIN 3223, self-engaging lock, with ground socket  
part-no. 460.40, approx. 400 mm below ground

hot-dip galvanized

Approx.kg	Part-No.
without eyelet	460F
with 1 eyelet	460F/1
with 2 eyelets	460F/2

hot-dip galvanized and white coated  
with three red reflecting stripes

without eyelet	460FB
with 1 eyelet	460FB/1
with 2 eyelets	460FB/2

#### Removable, with Euro profile cylinder lock

three keys, self-engaging lock, with ground socket  
part-no. 460.40, approx. 400 mm below ground

hot-dip galvanized

8.1 460Z

hot-dip galvanized and white coated  
with three red reflecting stripes

8.1 460ZB



*Posts can be delivered simultaneously  
locking or in a locking system; see page 47*



*Accessories see pages 47-54*





**Barrier posts**

steel tube Ø 60 x 2.5 mm  
with welded steel cap  
900 mm above ground



460FUB 470.60

**Foldable, with triangular locking mechanism**

acc. to DIN 3223, self-engaging lock

**To be fixed by plugs**

with base plate 100 x 150 mm

hot-dip galvanized

5.6 460FU

hot-dip galvanized and white coated  
with three red reflecting stripes

5.6 460FUB

**For casting in concrete**

with ground socket part-no. 470.60  
approx. 400 mm below ground

hot-dip galvanized

7.9 460FUH

hot-dip galvanized and white coated  
with three red reflecting stripes

7.9 460FUHB

**Foldable, with Euro profile cylinder lock**

three keys, self-engaging lock

**To be fixed by plugs**

with base plate 100 x 150 mm

hot-dip galvanized

5.8 460UZ

hot-dip galvanized and white coated  
with three red reflecting stripes

5.8 460UZB

**For casting in concrete**

with ground socket part-no. 470.60  
approx. 400 mm below ground

hot-dip galvanized

8.1 460UZH

hot-dip galvanized and white coated  
with three red reflecting stripes

8.1 460UZH B



460UZB 470.60



Barrier posts also available with eyelets - add the following to the part-no.: +1 for one eyelet or +2 for 2 eyelets; accessories see page 54. Posts can be delivered simultaneously locking or in a locking system; see page 47

**Barrier posts**

steel tube Ø 60 x 2.5 mm  
with welded steel cap  
900 mm above ground



460VB



460UVB

470.60

**Removable, for padlock**

lockable, with ground socket part-no. 460.60  
approx. 400 mm below ground

hot-dip galvanized

without eyelet	7.0	460V
with 1 eyelet	7.0	460V/1
with 2 eyelets	7.0	460V/2

hot-dip galvanized and white coated  
with three red reflecting stripes

without eyelet	7.0	460VB
with 1 eyelet	7.0	460VB/1
with 2 eyelets	7.0	460VB/2

**Foldable, for padlock**

self-engaging lock

**To be fixed by plugs**

with base plate 100 x 150 mm

hot-dip galvanized

6.5 460UV

hot-dip galvanized and white coated  
with three red reflecting stripes

6.5 460UVB

**For casting in concrete**

with ground socket part-no. 470.60  
approx. 400 mm below ground

hot-dip galvanized

8.7 460UVH

hot-dip galvanized and white coated  
with three red reflecting stripes

8.7 460UVHB



Suitable mounting material for this product:  
set of mounting bolts type 1

**Part-No.**  
470.71



Further accessories pages 47-54

**Barrier posts**

steel tube Ø 60 x 2.5 mm  
with welded steel cap  
900 mm above ground



460HB

**Removable, without locking mechanism**

with ground socket part-no. 460.10  
approx. 400 mm below ground

hot-dip galvanized

without eyelet	6.8	460H
with 1 eyelet	6.8	460H/1
with 2 eyelets	6.8	460H/2

hot-dip galvanized and white coated  
with three red reflecting stripes

without eyelet	6.8	460HB
with 1 eyelet	6.8	460HB/1
with 2 eyelets	6.8	460HB/2

**Fire brigade guide posts**

steel tube Ø 60 x 2.5 mm  
500 mm above ground

**Stationary, for casting in concrete**

with ground anchor  
total length: 900 mm

hot-dip galvanized and white coated  
with approx. 100 mm black head end

2.8      4061B



4061B

**Barrier posts**

steel tube Ø 76 x 2.6 mm  
with welded steel cap  
900 mm above ground



476B

**Stationary, for casting in concrete**

with ground anchor  
total length: 1400 mm

hot-dip galvanized

	Approx.kg	Part-No.
without eyelet	7.0	476
with 1 eyelet	7.0	476/1
with 2 eyelets	7.0	476/2

hot-dip galvanized and white coated  
with three red reflecting stripes

without eyelet	7.0	476B
with 1 eyelet	7.0	476B/1
with 2 eyelets	7.0	476B/2



476PB

**Stationary, to be fixed by plugs**

with base plate 100 x 150 mm  
total length: 900 mm

hot-dip galvanized

Without eyelet	5.1	476P
With 1 eyelet	5.1	476P/1
With 2 eyelets	5.1	476P/2

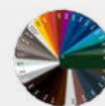
hot-dip galvanized and white coated  
with three red reflecting stripes

Without eyelet	5.1	476PB
With 1 eyelet	5.1	476PB/1
With 2 eyelets	5.1	476PB/2



Also available in yellow/black, see work site protection pages 156 ff

Other color finishes possible;  
see page 7





**Barrier posts**

steel tube Ø 76 x 2.6 mm  
with welded steel cap  
900 mm above ground



476FB



476ZB

**Removable, with triangular locking mechanism**

acc. to DIN 3223, self-engaging lock, with ground  
socket part-no. 476.40, approx. 400 mm below ground

	Approx.kg	Part-No.
hot-dip galvanized	12.0	476F
hot-dip galvanized and white coated with three red reflecting stripes	12.0	476FB

**Removable, with Euro profile cylinder lock**

three keys, self-engaging lock, with ground  
socket part-no. 476.40, approx. 400 mm below ground

hot-dip galvanized	12.0	476Z
hot-dip galvanized and white coated with three red reflecting stripes	12.0	476ZB



Other color finishes possible;  
see page 7



Barrier posts also available with eyelets - add the following to the  
part-no.: +1 for one eyelet or +2 for 2 eyelets; accessories see page 54.  
Posts can be delivered simultaneously locking or in a locking system;  
see page 47

**Barrier posts**

steel tube Ø 76 x 2.6 mm  
with welded steel cap  
900 mm above ground



476FUB 470.60

**Foldable, with triangular locking mechanism**

acc. to DIN 3223, self-engaging lock

**To be fixed by plugs**

with base plate 100 x 150 mm

hot-dip galvanized

6.8 476FU

hot-dip galvanized and white coated  
with three red reflecting stripes

6.8 476FUB

**For casting in concrete**

with ground socket part-no. 470.60  
approx. 400 mm below ground

hot-dip galvanized

9.2 476FUH

hot-dip galvanized and white coated  
with three red reflecting stripes

9.2 476FUHB



476UZB 470.60

**Foldable, with Euro profile cylinder lock**

three keys, self-engaging lock

**To be fixed by plugs**

with base plate 100 x 150 mm

hot-dip galvanized

8.6 476UZ

hot-dip galvanized and white coated  
with three red reflecting stripes

8.6 476UZB

**For casting in concrete**

with ground socket part-no. 470.60  
approx. 400 mm below ground

hot-dip galvanized

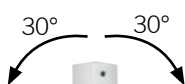
10.9 476UZH

hot-dip galvanized and white coated  
with three red reflecting stripes

10.9 476UZHB

**Barrier posts**

steel tube Ø 76 x 2.6 mm  
with welded steel cap  
900 mm above ground



4076PB

**Stationary, can be tilted 30° to all sides**

with base plate 100 x 150 mm  
for plugging down or  
for fixing to ground socket part-no. 470.60

hot-dip galvanized

Approx.kg 5.9

Part-No. 4076P

hot-dip galvanized and white coated  
with three red reflecting stripes

Approx.kg 5.9

Part-No. 4076PB



Suitable mounting material for this  
product:

set of mounting bolts type 1

**Part-No.**

470.71



470.60

**Ground socket for casting in concrete**

(order together with the barrier post if you want  
to cast in concrete)

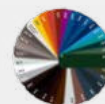
Approx.kg 2.3

Part-No. 470.60



Barrier posts also available with eyelets - add the following to the part-no.: +1 for one  
eyelet or +2 for 2 eyelets; accessories see page 54.

Other color finishes possible; see page 7



**Barrier posts**

steel tube Ø 89 x 2.9 mm  
with welded steel cap  
900 mm above ground

**Stationary, for casting in concrete**

with ground anchor, total length:  
approx. 1300 mm

hot-dip galvanized

Approx.kg

Part-No.

8.8

489

hot-dip galvanized and white coated  
with three red reflecting stripes

8.8

489B

**To be fixed by plugs,**

with base plate 100 x 150 mm

hot-dip galvanized

6.7

489P

hot-dip galvanized and white coated  
with three red reflecting stripes

6.7

489PB

**Removable,**

self-engaging lock, with hot-dip  
galvanized ground socket part-no. 470.10,  
approx. 500 mm below ground

**with triangular locking mechanism** acc. to DIN 3223

hot-dip galvanized

12.5

489F

hot-dip galvanized and white coated  
with three red reflecting stripes

12.5

489FB

**with profile cylinder lock, three keys incl.**

hot-dip galvanized

11.8

489Z

hot-dip galvanized and white coated  
with three red reflecting stripes

11.8

489ZB



489B

489PB

489FB



Also available in yellow/black, see work site protection pages 156 ff.

Other color finishes possible;  
see page 7





**Barrier posts**

steel tube Ø 102 x 2.9 mm  
with welded steel cap  
900 mm above ground



Approx.kg

Part-No.

**Stationary, for casting in concrete**

with ground anchor  
total length: approx. 1300 mm

hot-dip galvanized

9.5

491

hot-dip galvanized and white coated  
with three red reflecting stripes

9.5

491B

**Stationary, to be fixed by plugs**

with base plate 200 x 200 mm

hot-dip galvanized

9.4

491P

hot-dip galvanized and white coated  
with three red reflecting stripes

9.4

491PB

**Removable,**

self-engaging lock, with hot-dip  
galvanized ground socket part-no. 470.10,  
approx. 500 mm below ground

**with triangular locking mechanism** acc. to DIN 3223

hot-dip galvanized

14.9

491F

hot-dip galvanized and white coated  
with three red reflecting stripes

14.9

491FB

**with profile cylinder lock**, three keys incl.

hot-dip galvanized

12.8

491Z

hot-dip galvanized and white coated  
with three red reflecting stripes

12.8

491ZB



491PB



491B



491FB



Barrier posts also available with eyelets; see page 54

**Barrier posts**

steel tube Ø 108 x 2.9 mm  
with welded steel cap  
900 mm above ground



Barrier posts

Stainless steel

Barrier elements

Barrier gates

Outdoor equipment

Work site protection

**Stationary, for casting in concrete**

with ground anchor  
total length: approx. 1300 mm

hot-dip galvanized

Approx.kg

Part-No.

11.0

493

hot-dip galvanized and white coated  
with three red reflecting stripes

11.0

493B

**Stationary, to be fixed by plugs**

with base plate 200 x 200 mm

hot-dip galvanized

11.0

493P

hot-dip galvanized and white coated  
with three red reflecting stripes

11.0

493PB

**Removable,**

self-engaging lock, with hot-dip  
galvanized ground socket part-no. 470.10,  
approx. 500 mm below ground

**with triangular locking mechanism** acc. to DIN 3223

hot-dip galvanized

14.0

493F

hot-dip galvanized and white coated  
with three red reflecting stripes

14.0

493FB

**with profile cylinder lock**, three keys incl.

hot-dip galvanized

13.2

493Z

hot-dip galvanized and white coated  
with three red reflecting stripes

13.2

493ZB



Other color finishes possible; see page 7





40151B

**Steel tube bollards Ø 152 x 3.2 mm** Stationary, for casting in concrete  
with welded steel cap

	Total length in mm	1200	1500	2000
hot-dip galvanized	Approx.kg	13.3	16.5	21.9
	Part-No.	40150	40151	40152
hot-dip galvanized and white coated with three red reflecting stripes	Part-No.	40150B	40151B	40152B

**Removable caps for filling bollards with concrete****Steel cap for bolting**

Replaces welded steel cap

Add letter **L** to the Part-No.**Steel cap with concrete anchor**

Replaces welded steel cap

Add letter **A** to the Part-No.

40153B

**Steel tube bollards Ø 152 x 3.2 mm** For plugging down, with base plate 220 x 220 mm  
with welded steel cap

	Total length in mm	1000
hot-dip galvanized	Approx.kg	13.9
	Part-No.	40153
hot-dip galvanized and white coated with three red reflecting stripes	Part-No.	40153B



Suitable fastening material for this product:

Set of mounting bolts type 2

**Part-No.**

470.72

Further accessories see page 47

**Steel tube bollards removable**

for temporary remove



40151HB

**Steel tube bollards Ø 152 x 3.2 mm**

with welded steel cap,  
including ground socket part-no. 40151.10  
approx. 500 mm below ground

hot-dip galvanized

hot-dip galvanized and white coated  
with three red reflecting stripes

**Removable, without locking mechanism**

Total length in mm	1500	2000
Approx.kg	26.0	32.0
Part-No.	40151H	40152H
Part-No.	40151HB	40152HB

**Steel tube bollards Ø 152 x 3.2 mm**

with welded steel cap,  
height above ground: 1000 mm  
including ground socket part-no. 470.10  
approx. 500 mm below ground

hot-dip galvanized

hot-dip galvanized and white coated  
with three red reflecting stripes

**Removable, with triangular lock**

Approx.kg	20.1
Part-No.	40151F
Part-No.	40151FB

**Removable, with Euro profile cylinder lock three keys**

Approx.kg	17.5
Part-No.	40151Z
Part-No.	40151ZB

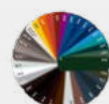


40151FB



Also available in yellow/black, see work site protection pages 160

Other color finishes possible;  
see page 7







These heavy bollards can be used as crash guard, particularly in front of entrances, halls, service stations, etc. They can also protect roof overhangs or serve as guiding bollard in front of ramps, gates, etc.



40191B

### Steel tube bollards Ø 193 x 3.6 mm Stationary, for casting in concrete with welded steel cap

	Total length in mm	1200	1500	2000
hot-dip galvanized	Approx.kg	20.9	26.0	34.4
	Part-No.	40190	40191	40192
hot-dip galvanized and white coated with three red reflecting stripes	Part-No.	40190B	40191B	40192B

### Removable caps for filling bollards with concrete



**Steel cap for bolting**  
Replaces welded steel cap

Add letter **L** to the Part-No.



**Steel cap with concrete anchor**  
Replaces welded steel cap

Add letter **A** to the Part-No.



40193B

### Steel tube bollards Ø 193 x 3.6 mm For plugging down, with base plate 360 x 360 mm with welded steel cap

	Total length in mm	1000
hot-dip galvanized	Approx.kg	23.6
	Part-No.	40193
hot-dip galvanized and white coated with three red reflecting stripes	Part-No.	40193B



Suitable fastening material for this product:

Set of mounting bolts type 2

Part-No.

470.72

Further accessories see page 47

**Steel tube bollards removable**

for temporary remove

**Steel tube bollard Ø 193 x 3.6 mm**

with welded steel cap,  
including ground socket part-no. 40191.10  
approx. 500 mm below ground

**Removable, without locking mechanism**

Total length in mm	1500	2000
--------------------	------	------

Approx.kg	38.0	50.0
Part-No.	40191H	40192H

hot-dip galvanized

hot-dip galvanized and white coated  
with three red reflecting stripes

Part-No.	40191HB	40192HB
----------	---------	---------



40191HB

**Steel tube bollard Ø 193 x 3.6 mm**

with welded steel cap,  
height above ground: 1000 mm  
including ground socket part-no. 470.10  
approx. 500 mm below ground

**Removable, with triangular lock**

Approx.kg	27.6
Part-No.	40191F

hot-dip galvanized

hot-dip galvanized and white coated  
with three red reflecting stripes

Part-No.	40191FB
----------	---------



40191FB



Also available in yellow/black, see work site protection pages 162

Other color finishes possible;  
see page 7



**Steel tube bollards Ø 273 x 5.0 mm** Stationary, for casting in concrete  
with welded steel cap

	Height in mm	1500	2000
hot-dip galvanized	Approx.kg	51.1	67.6
	Part-No.	40271	40272
hot-dip galvanized and white coated with three red reflecting stripes	Part-No.	40271B	40272B



40271

**Removable caps for filling bollards with concrete****Steel cap with concrete anchor**  
Replaces welded steel capAdd letter **A** to the Part-No.

40273B

**Steel tube bollards Ø 273 x 5.0 mm** Stationary, for casting in concrete  
with welded steel cap with base plate 360 x 360 mm

	Height in mm	1500
hot-dip galvanized	Approx.kg	58.9
	Part-No.	40273
hot-dip galvanized and white coated with three red reflecting stripes	Part-No.	40273B



Suitable fastening material for this product:


Set of mounting bolts type 2

**Part-No.**

470.72

Further accessories see page 47





## Steel tube bollard Ø 152 x 3.2 mm

with welded steel cap,  
tiltable

stationary, for plugging down

**Height in mm**      **1000**      **1500**

**Approx.kg**      30.0      35.3

**Part-No.**      401530N      401535N

hot-dip galvanized

hot-dip galvanized and white coated  
with three red reflecting stripes

**Part-No.**      401530NB      401535NB



401530NB



This tiltable steel tube bollard is suitable for high pressure and comes back to start position after pressure release

For protecting buildings and to minimize damages on cars



These posts are available in yellow/black, see section work site protection page 165

Other color finishes possible;  
see page 7





A very sturdy boundary post, can be used for all applications, ideal also as barrier chain post.

### Barrier posts

square tube 70 x 70 mm  
with welded steel cap  
900 mm above ground



Approx.kg

Part-No.

#### Stationary, for casting in concrete

with ground anchor  
total length: 1300 mm

hot-dip galvanized

without eyelet	7.2	470
with 1 eyelet	7.2	470/1
with 2 eyelets	7.2	470/2

hot-dip galvanized and white coated  
with three red reflecting stripes

without eyelet	7.2	470B
with 1 eyelet	7.2	470B/1
with 2 eyelets	7.2	470B/2



470B

#### Stationary, to be fixed by plugs

with base plate 100 x 150 mm

hot-dip galvanized

without eyelet	5.6	470P
with 1 eyelet	5.6	470P/1
with 2 eyelets	5.6	470P/2

hot-dip galvanized and white coated  
with three red reflecting stripes

without eyelet	5.6	470PB
with 1 eyelet	5.6	470PB/1
with 2 eyelets	5.6	470PB/2



470PB



Suitable fastening material for this product:

Set of mounting bolts type 1

#### Part-No.

470.71

Further accessories see page 47



Also available in yellow/black, see work site protection pages 156 ff

Other color finishes possible;  
see page 7





*This post is ideal for barricading off places, entrances, street and pedestrian areas, etc. The sturdy, maintenance-free triangular locking mechanism acc. to DIN 3223 makes it easy to handle without much effort even after many years. All posts are hot-dip galvanized for longer life.*

### Barrier posts

square tube 70 x 70 mm  
with welded steel cap  
900 mm above ground



470FB

#### Removable, with triangular locking mechanism

acc. to DIN 3223, self-engaging lock,  
with ground socket part-no. 470.10,  
approx. 500 mm long

hot-dip galvanized

	Approx.kg	Part-No.
without eyelet	11.5	470F
with 1 eyelet	11.5	470F/1
with 2 eyelets	11.5	470F/2

hot-dip galvanized and white coated  
with three red reflecting stripes


without eyelet	11.5	470FB
with 1 eyelet	11.5	470FB/1
with 2 eyelets	11.5	470FB/2



• stop • save • secure



Accessories see pages 47-54







A barrier post for heavy-duty everyday service. Strong corrosion-protected (hot dip galvanized) hinged base plate with strong hinge pin and sturdy, tear-proof mounting bracket. The maintenance-free leaf spring-loaded locking mechanism can be opened by a DIN conforming triangular wrench without effort at any time.

### Barrier posts

steel tube 70 x 70 mm  
with welded steel cap  
900 mm above ground



Approx.kg

Part-No.

#### Foldable, with triangular locking mechanism

acc. to DIN 3223, with leaf spring,  
self-engaging lock

#### To be fixed by plugs

with base plate 100 x 150 mm

hot-dip galvanized

7.5

470FU

hot-dip galvanized and white coated  
with three red reflecting stripes

7.5

470FUB

#### For casting in concrete

with ground socket part-no. 470.60  
approx. 400 mm below ground

hot-dip galvanized

10.0

470FUH

hot-dip galvanized and white coated  
with three red reflecting stripes

10.0

470FUHB



470FUB



470.60



Suitable fastening material for this product:

Set of mounting bolts type 1

**Part-No.**

470.71

Further accessories see page 47

A very stable barrier post,  
not just for private use.

### Barrier posts

steel tube 70 x 70 mm  
with welded steel cap  
900 mm above ground



470UZB



470.60



470ZB

#### Foldable, with Euro profile cylinder lock

three keys, self-engaging lock

#### To be fixed by plugs

with base plate 100 x 150 mm

hot-dip galvanized

9.0

470UZ

hot-dip galvanized and white coated  
with three red reflecting stripes

9.0

470UZB

#### For casting in concrete

with ground socket part-no. 470.60  
approx. 400 mm below ground

hot-dip galvanized

11.3

470UZH

hot-dip galvanized and white coated  
with three red reflecting stripes

11.3

470UZHB

#### Removable, with Euro profile cylinder lock

three keys, self-engaging lock,  
with ground socket part-no. 470.10  
approx. 500 mm below ground

hot-dip galvanized

13.2

470Z

hot-dip galvanized and white coated  
with three red reflecting stripes

13.2

470ZB



Posts can be delivered simultaneously  
locking or in a locking system;  
see page 47



With top inside triangular locking mechanism.  
Alternative to 470F - 470FB  
or 470FU - FUB

## Barrier posts

steel tube 70 x 70 mm  
with steel cap  
900 mm above ground



470DB



470UDB

### Removable, with triangular locking mechanism

acc. to DIN 3223, top inside, self-engaging lock,  
with ground socket part-no. 470.10,  
approx. 500 mm below ground

hot-dip galvanized

13.0

470D

hot-dip galvanized and white coated  
with three red reflecting stripes

13.0

470DB

### Foldable, with triangular locking mechanism

acc. to DIN 3223, top inside,  
self-engaging lock

#### To be fixed by plugs

with base plate 100 x 150 mm

hot-dip galvanized

8.7

470UD

hot-dip galvanized and white coated  
with three red reflecting stripes

8.7

470UDB

#### For casting in concrete

with ground socket part-no. 470.60,  
approx. 400 mm below ground

hot-dip galvanized

11.0

470UDH

hot-dip galvanized and white coated  
with three red reflecting stripes

11.0

470UDHB



*These barrier posts can be opened both with a Euro profile cylinder key and a triangular wrench that conforms with DIN 3223. This ensures that the fire brigade and rescue services have access at any time.*

### Barrier posts

steel tube 70 x 70 mm  
with steel cap  
900 mm above ground



470FZB



470FUZB

#### Removable, with Euro profile cylinder lock

three keys and **triangular locking mechanism** acc. to DIN 3223, self-engaging lock, with ground socket part-no. 470.10, approx. 500 mm below ground

hot-dip galvanized

Approx.kg

Part-No.

13.3

470FZ

hot-dip galvanized and white coated  
with three red reflecting stripes

13.0

470FZB

#### Foldable, with Euro profile cylinder lock

three keys and **triangular locking mechanism** acc. to DIN 3223, self-engaging lock

#### To be fixed by plugs

with base plate 100 x 150 mm

hot-dip galvanized

9.2

470FUZ

hot-dip galvanized and white coated  
with three red reflecting stripes

9.2

470FUZB

#### For casting in concrete

with ground socket part-no. 470.60, approx. 400 mm below ground

hot-dip galvanized

11.5

470FUZH

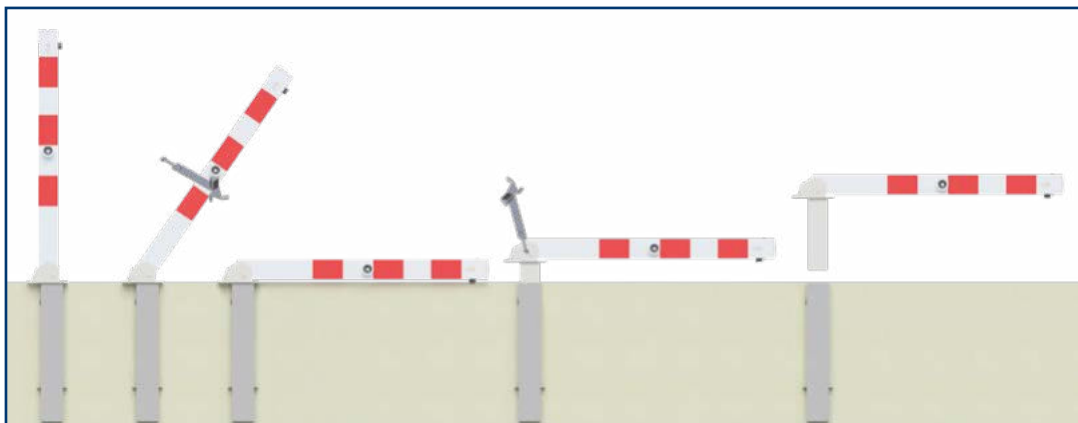
hot-dip galvanized and white coated  
with three red reflecting stripes

11.5

470FUZHB

**Barrier posts**

steel tube 70 x 70 mm  
with steel cap  
900 mm above ground



*If the situation requires, foldable barrier posts that can also be removed can be used. The multipurpose wrench part-no. 470.40 is required in any case (order it with the post).*



4701FUZHB

**Foldable and removable**

with ground socket part-no. 470.10,  
approx. 500 mm below ground

hot-dip galvanized

**with triangular locking mechanism**

12.5

4701FUH

**with Euro profile cylinder lock**

14.0

4701UZH

**with triangular and Euro profile cylinder lock**

14.2

4701FUZH

hot-dip galvanized and white coated with three red reflecting stripes

**with triangular locking mechanism**

12.5

4701FUHB

**with Euro profile cylinder lock**

14.0

4701UZHB

**with triangular and Euro profile cylinder lock**

14.2

4701FUZHB

**Multipurpose wrench**

470.40

0.4

470.40

**Foldable, for padlock**

self-engaging lock

**To be fixed by plugs**

with base plate 100 x 150 mm

hot-dip galvanized

8.9

470UV

hot-dip galvanized and white coated  
with three red reflecting stripes

8.9

470UVB

**For casting in concrete**

with ground socket part-no. 470.60,  
approx. 400 mm below ground

hot-dip galvanized

11.2

470UVH

hot-dip galvanized and white coated  
with three red reflecting stripes

11.2


470UVHB




470UVB

**Barrier posts**

steel tube 70 x 70 mm  
with welded steel cap  
900 mm above ground



*Extra safety by pushing the foldable post into the ground socket.*



470FUKHB

**Foldable, with triangular locking mechanism**

acc. to DIN 3223,

**with lifting and tilting mechanism,**

with leaf spring, self-engaging

lock including ground socket

hot-dip galvanized

11.0

470FUKH


hot-dip galvanized and white coated  
with three red reflecting stripes

11.0

470FUKHB



**Lifting and  
tilting  
mechanism**



470UZKHB

**Foldable, with Euro profile cylinder lock**

with three keys, self-engaging lock

**with lifting and tilting mechanism**

with flat spring, self locking

with ground socket

hot-dip galvanized

12.3

470UZKH

hot-dip galvanized and white coated  
with three red reflecting stripes

12.3

470UZKHB



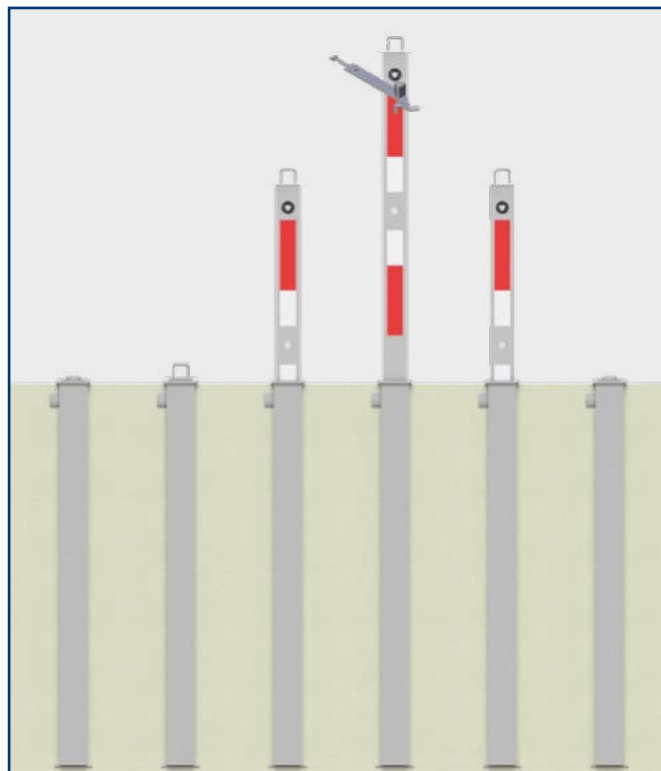
## Barrier post

steel tube 70 x 70 mm  
900 mm above ground



470DL

### Triangular locking mechanism



### Fully retractable with triangular locking system

acc. to DIN 3223, ground socket 80 x 80 x 3 mm,  
overall length: approx. 1100 mm

hot-dip galvanized  
with white / red reflecting stripes

Approx.kg

Part-No.

16.8

470DL

### Euro profile cylinder



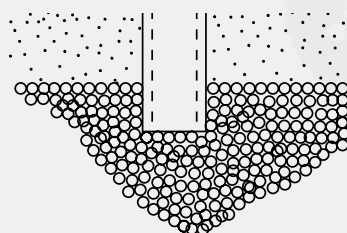
### Fully retractable, with Euro profile cylinder lock

with ground socket part-no. 80 x 80 x 3 mm  
total length: approx. 1100 mm

hot-dip galvanized  
with white / red reflecting stripes

17.1

470ZL



### Instructions for mounting

Always pay attention to adequate drainage for  
removable posts (provide gravel fill).

Do not install in standing water.

470ZL



Barrier post with 8 mm triangular locking mechanism as interesting alternative to the Euro profile cylinder lock or the conventional triangular locking mechanism acc. with DIN 3223. The post can be unlocked without effort with a small, handy 8 mm triangular wrench.

### Barrier posts

steel tube 70 x 70 mm  
900 mm above ground



Barrier posts

Stainless steel


Barrier elements

Barrier gates

Outdoor equipment

Work site protection

With 8 mm  
triangular  
lock



470NB

#### Removable, with 8 mm triangular lock

self-engaging lock, including an 8 mm triangular wrench part-no. 4039, with ground socket part-no. 470.10, approx. 500 mm below ground

hot-dip galvanized  
hot-dip galvanized and  
red coated with reflecting stripes

Approx.kg

Part-No.

12.8

470N

12.8

470NB

#### Foldable, with 8 mm triangular lock

self-engaging lock, including an 8 mm triangular wrench part-no. 4039

#### To be fixed by plugs

with base plate 100 x 150 mm

hot-dip galvanized  
hot-dip galvanized and  
red coated with reflecting stripes

7.3

470UN

7.3

470UNB

#### For casting in concrete

with ground socket part-no. 470.60, approx. 400 mm below ground

hot-dip galvanized  
hot-dip galvanized and  
red coated with reflecting stripes

9.6

470UNH

9.6

470UNHB



470UNB



470.60



4039

#### 8 mm triangular lock key

key for opening the posts

0.1

4039



*This 500 mm high post is very suitable for parking situation without enough space*

**Barrier posts**

steel tube 70 x 70 mm  
500 mm above ground



4715FUB

**Foldable, with triangular locking mechanism**

acc. to DIN 3223, self-engaging lock

**To be fixed by plugs**

with base plate 100 x 150 mm or for  
mounting to ground socket part-no. 470.60

hot-dip galvanized  
hot-dip galvanized and white coated with  
two red reflecting stripes

Approx.kg

Part-No.

5.4	4715FU
5.4	4715FUB



4715UZB

**Foldable, with Euro profile cylinder lock**

with three keys, self-engaging lock

**To be fixed by plugs**

with base plate 100 x 150 mm or for  
mounting to ground socket part-no. 470.60

hot-dip galvanized  
hot-dip galvanized and white coated with  
two red reflecting stripes

6.0	4715UZ
6.0	4715UZB



470.60

**Ground socket**

for casting in concrete  
(order together with the barrier post if you want  
to cast in concrete)

2.3	470.60
-----	--------

*A heavy, sturdy barrier post for special purposes.*

### Barrier posts

steel tube 100 x 100 x 3 mm  
with welded steel cap  
950 mm above ground



40100B



40100PB



40100FB

#### Stationary, for casting in concrete

with ground anchor  
total length: 1250 mm

hot-dip galvanized

11,1

40100

hot-dip galvanized and white coated with  
three red reflecting stripes

11,1

40100B

#### Stationary, to be fixed by plugs

with base plate 200 x 200 mm

hot-dip galvanized

10,8

40100P

hot-dip galvanized and white coated with  
three red reflecting stripes

10,8

40100PB

#### Removable, with triangular locking mechanism

acc. to DIN 3223, with self-engaging lock  
with ground socket part-no. 470.10,  
approx. 500 mm below ground

hot-dip galvanized

16,7

40100F

hot-dip galvanized and white coated with  
three red reflecting stripes

16,7

40100FB



*Other color finishes possible; see page 7*







4711PB

4711PB+1

470PB/1



Barrier chain posts with profile lock cylinders for hooking up and locking chains (engages automatically, unlocks by key), Suitable particularly for securing larger areas for parking or efficiently keeping traffic away from property gates, courtyards, loading and unloading areas, etc. These barrier chain posts are very easy to handle. The barrier post is unlocked by the key, and when the car has been parked the chain is hooked into the locking mechanism of the post. It locks automatically. The mechanism is maintenance-free. For versatile use, e.g., in multi-story car parks or as access barrier. It also prevents the parking of two-wheelers. Can be used as serial system.

### Barrier chain post

square tube 70 x 70 mm  
900 mm above ground



**Locking mechanism, with Euro profile cylinder lock**  
with three keys

### For plugging down,

with base plate 100 x 150 mm  
or for mounting to ground socket part-no. 470.60

	Approx.kg	Part-No.
hot-dip galvanized	Without eyelet 6.1	4711P
hot-dip galvanized for serial systems (center post)	With 1 eyelet 6.1	4711P+1
hot-dip galvanized and white coated with three red reflecting stripes	Without eyelet 6.1	4711PB
hot-dip galvanized and white coated with three red reflecting stripes for serial systems (center post)	With 1 eyelet 6.1	4711PB+1
<b>End post without lock</b>		
hot-dip galvanized	With 1 eyelet 5.6	470P/1
hot-dip galvanized and white coated with three red reflecting stripes	With 1 eyelet 5.6	470PB/1



470PB/1



470.60

### Ground socket for casting in concrete

(order together with the barrier post if you want  
to cast in concrete)

2.3 470.60



Accessories see pages 47-54





460KB

Movable chain post as temporary barrier, of high stability. For outdoor or indoor installation. Post separates easily from the foot plate for moving to a new site. Simple installation and space-saving storage.

### Chain post, heavy design

of Ø 60 mm steel tube with welded steel cap and eyelets for fixing the chain, height approx. 900 mm, hot-dip galvanized and white coated with three red reflecting stripes, foot plate of recycled material, 400 x 400 x 100 mm, black, removable

Approx.kg

Part-No.

15.0

460KB



4040KB

### Plastic chain post

lightweight chain post of plastic material for fast installation of barriers, including triangular plastic foot, side length 300 mm, filled with concrete, plastic tube Ø 40 mm, height: 900 mm, with 4 chain holders integrated in the cap

white / red

3.0

4040KB



4041KB

### Plastic chain post

with foot Ø 300 mm for filling by customer, plastic tube Ø 40 mm, height: 900 mm, with 4 chain holders integrated in the cap

white / red

2.0

4041KB



For indoor and outdoor

### Chain post set

Version: 6 plastic posts Ø 40 mm. With 4 chain holders integrated in the cap, 10 m plastic chain, 10 links

with concrete-filled triangular plastic feet, side length 300 mm  
white / red

20.0

4040KBSET

with feet Ø 300 mm for filling by customer  
white / red

14.0

4041KBSET



Also available in yellow/black; see work site protection page 166.  
Barrier chains see page 48-49





## Plastic post

[Content](#)

Self-righting barrier post;  
Resilient but extremely robust.  
Protects persons and mitigates  
damage to vehicles.



Height 1000 mm  
Ø 80 mm, PUR,  
4 reflecting stripes,  
including 3 bolts and plugs



Height 750 mm  
Ø 80 mm, PUR,  
3 reflecting stripes,  
including 3 bolts and plugs



Height 450 mm  
Ø 80 mm, PUR,  
2 reflecting stripes,  
including 3 bolts and plugs



Height 300 mm  
Ø 80 mm, PUR,  
1 reflecting stripe,  
including 3 bolts and plugs

**Flexipost red**  
with white reflecting  
stripes



Height in mm	1000
Approx.kg	1.5
Part-No.	412211

750
1.3
412212

450
0.9
412214

300
0.7
412215

**Flexipost white**  
with red reflecting  
stripes



Height in mm	1000
Approx.kg	1.5
Part-No.	412221

750
1.3
412222

450
0.9
412224

300
0.7
412225

**Flexipost black**  
with white reflecting  
stripes



Height in mm	1000
Approx.kg	1.5
Part-No.	412221BS

750
1.3
412222BS

450
0.9
412284BS

300
0.7
412282BS





**Flexipost yellow**

Ø 80 mm, PUR,  
black stripes,  
including 3 bolts and plugs

**Height in mm****Approx.kg****Part-No.****1000**

1.5

412441BG

**750**

1.3

412442BG

**450**

0.9

412444BG

**300**

0.7

412445BG

**Flexipost black**

Ø 80 mm, PUR,  
yellow reflecting stripes,  
including 3 bolts and plugs

**Height in mm****Approx.kg****Part-No.****1000**

1.5

412221BG

**750**

1.3

412222BG

**450**

0.9

412284BG

**300**

0.7

412282BG

**Adapter with eyelet**

for putting on flexiposts  
for chains

**white**

0.1

41222KW

**black**

0.1

41222KS




Very robust, flexible bollards safe to nudge and run over, for businesses and municipalities. KICKBACK ©

Even if run over at high speed, hardly anything can be seen on the bollard or the vehicle. These bollards improve safe traffic. It saves businesses and municipalities money for costly repairs.

### KICKBACK © bollard Ø 60 mm

Plastic post 900 mm above ground



#### With ground plate for plugging

white with red reflecting stripes  
yellow with black stripes

Approx.kg

2.5

2.5

Part-No.

4260B

4260BG

#### With ground socket type for casting in concrete

white with red reflecting stripes  
yellow with black stripes

4.5

4.5

4260HB

4260HBG

#### With ground plate for plugging Quick Release

for quick removal of the KICKBACK © bollards  
incl. locking bolt type 470.426

white with red reflecting stripes  
yellow with black stripes

2.5

2.5

4261B

4261BG



*If you want to take the post out or drive over it or no barrier is needed, use the quick release plate. The post then can be removed easily and quickly.*



#### Latching pin

for quick release base plate

0.1

470.426







#### Separate ground socket

of steel, hot-dip galvanized, length 400 mm





2.0

4S470.60MH

**Set of mounting bolts, galvanized**

	Part-No.	
Set of mounting bolts type 1 4 bolts M10 x 80 with plastic plugs for barrier posts with base plate 100 x 150 mm, crash guard angles, protective railings	470.71	
Set of mounting bolts type 1.2 8 bolts M10 x 80 with plastic plugs for hoops with base plate 100 x 150 mm	470.712	
Set of mounting bolts type 2 4 bolts with fixing anchor M16 x 150 for posts from Ø102 mm, barrier systems, height restriction barriers	470.72	
Set of mounting bolts type 3 8 bolts with fixing anchor M16 x 150 for barrier systems, height restriction barriers	470.73	

**Set of mounting bolts VA**

Set of mounting bolts type 1VA 3 bolts M10 x 100 VA with plastic plugs for stainless steel posts 4062P	470.76	
Set of mounting bolts type 1.2VA 6 bolts M10 x 100 VA with plastic plugs for stainless steel hoops series 449	470.762	
Set of mounting bolts type 2VA 3 bolts with fixing anchor M12x 110 VA for stainless steel posts from Ø76 mm	470.77	
Screw head driver bit T40 for set of mounting bolts type 1	470.75	

**Extra charge for locking systems**

extra price (respectively the article number)

Profile cylinder <b>simultaneously locking</b> (without security card)	Part-No. +ZGL
Profile cylinder <b>with security card, different locking initial order</b> (initial order)	Part-No. +ZSI
Profile cylinder <b>with security card, simultaneously locking</b> (initial order)	Part-No. +ZSIGL
Profile cylinder <b>for master key system with security card different locking</b> (initial order)	Part-No. +ZHS
Profile cylinder <b>for master key system with security card simultaneously locking</b> (initial order)	Part-No. +ZHSGL
<b>Additional key</b> for profile cylinder (without security card)	470.55
<b>Additional key</b> for profile cylinder (with security card)	470.55SI
<b>Additional key</b> for profile cylinder for master key system (with security card)	470.55SIHS
<b>Master key</b>	470.56HS





**Barrier chain of steel, welded**

wire thickness 5 mm

galvanized

galvanized and red / white coated

packing unit 10 m

Approx.kg/m

Part-No.

0.5

430.50

0.5

430.50B



430.50B



430.66B

**Barrier chain of steel, welded**

wire thickness 6 mm

galvanized

galvanized and red / white coated

packing unit 10 m

galvanized and coated yellow / black

packing unit 10 m

0.6

430.66

0.6

430.66B

0.6

430.67B



430.10B

**Barrier chain of steel, unwelded**

wire thickness 7 mm

galvanized

galvanized and red / white coated

packing unit 10 m

galvanized and coated yellow / black

packing unit 10 m

galvanized and coated acc. to RAL color

packing unit 10 m

0.9

430.10

0.9

430.10B

0.9

430.20B

0.9

430.25B



430.60B

**Square steel chain, unwelded**

wire thickness 6 mm

galvanized and coated

Please specify RAL color

0.9

430.60B

**S hook**

galvanized

galvanized and red coated

galvanized and white coated

galvanized and yellow coated

galvanized and black coated

430.11

430.11BR

430.11BW

430.11BG

430.11BS



430.11

**Connecting link**

galvanized

galvanized and red coated

galvanized and white coated

galvanized and yellow coated

galvanized and black coated

430.09

430.09BR

430.09BW

430.09BG

430.09BS



430.09

**Shackle**

galvanized

galvanized and red coated

galvanized and white coated

galvanized and yellow coated

galvanized and black coated

430.12

430.12BR

430.12BW

430.12BG

430.12BS



430.12

**Snap hook**

galvanized

galvanized and red coated

galvanized and white coated

galvanized and yellow coated

galvanized and black coated

430.13

430.13BR

430.13BW

430.13BG

430.13BS



430.13

**Plastic barrier chain**

6 mm thick

red / white, packing unit 25 m

yellow / black, packing unit 25 m

Approx.kg/Unit

Part-No.

2.0

430.05

2.0

430.06

**Plastic connecting link made**

6 mm thick

red

white

yellow

black

430.07R

430.07W

430.07G

430.07S

**Plastic hook link**

6 mm thick

red

white

yellow

black

430.08R

430.08W

430.08G

430.08S

**Plastic barrier chain**

8 mm thick

red / white, packing unit 25 m

yellow / black, packing unit 25 m

Approx.kg/Unit

Part-No.

2.5

430.15

2.5

430.30

**Plastic connecting link made**

8 mm thick

red

white

yellow

black

430.16R

430.16W

430.16G

430.16S

**Plastic hook link**

8 mm thick

red

white

yellow

black

430.17R

430.17W

430.17G

430.17S



**Ground socket for Ø 60 mm tubes**

of round tube, hot-dip galvanized, 400 mm long, with ground anchor

Approx.kg

Part-No.

- for barrier posts with bottom part Ø 60 mm without locking mechanism

2.1

460.10

- for removable barrier posts with bottom part Ø 60 mm with our type of locking mechanism

2.1

460.40

- for series 460V barrier posts

2.1

460.60

**Cover for Ø 60 mm tubes**

without locking mechanism, suitable for ground sockets part-no. 460.10, 460.40 and 460.60, hot-dip galvanized

0.4

460.20

**Cover for Ø 60 mm tubes**

with spring-loaded locking mechanism, suitable for ground sockets part-no. 460.40, for opening by multipurpose wrench part-no. 470.40, hot-dip galvanized

0.7

460.21

**Ground socket for Ø 76 mm tubes**

of round tube, hot-dip galvanized, 400 mm long, with ground anchor

- for barrier posts with bottom part Ø 76 mm without locking mechanism

3.2

476.10

- for removable barrier posts with bottom part Ø 76 mm with our type of locking mechanism

3.2

476.40

**Cover for Ø 76 mm tubes**

without locking mechanism, suitable for ground sockets part-no. 476.10 and 476.40, hot-dip galvanized

0.6

476.20

**Cover for Ø 76 mm tubes**

suitable for ground socket part-no. 476.40, with spring-loaded locking mechanism for opening by multipurpose wrench part-no. 470.40, hot-dip galvanized

0.9

476.21

**Ground socket**

of square tube 80 x 80 mm, hot-dip galvanized,  
with ground anchor

for barrier post with bottom part 70 x 70 mm,  
without locking mechanism, length 400 mm

Approx.kg

Part-No.

2.9

470.15

**Ground socket**

of square tube 80 x 80 mm, hot-dip galvanized, with ground anchor

for removable barrier post with bottom part 70 x 70 mm  
with our type of locking mechanism, length 500 mm

3.7

470.10

**Cover for square tube 70 x 70 mm**

without locking mechanism, suitable for ground sockets  
part-no. 470.10 and 470.15, hot-dip galvanized

0.7

470.20

**Cover for square tube 70 x 70 mm**

suitable for ground socket part-no. 470.10, with spring-loaded  
locking mechanism for opening by multipurpose wrench  
part-no. 470.40, hot-dip galvanized

0.8

470.21

**Ground socket**

with mounting plate 100 x 150 mm, hole pitch  
70 x 122 mm, 400 mm long, **with ground anchor, for  
fastening all foldable barrier posts of our type,**  
including bolts, hot-dip galvanized

2.3

470.60



**Ground socket**

of hot-dip galvanized steel tube, 400 mm long,  
with two lateral bolt holes, suitable for

Ø 48 mm tubular post

1.6

443.44

Ø 60 mm tubular post

2.1

463.44

Ø 76 mm tubular post

2.6

473.44

**Ground socket**

of hot-dip galvanized steel tube with arresting mechanism,  
for Ø 60 mm tubular post

300 mm long

2.3

463.31

400 mm long

2.7

463.41

500 mm long

3.2

463.51

**Ground socket**

of hot-dip galvanized steel tube with arresting mechanism,  
for Ø 76 mm tubular post

300 mm long

3.1

473.31

500 mm long

4.6

473.51

**Example of use****Steel tube sign posts**

see catalogue  
„building equipment“ page 37



Blank plug

### Ground socket for Ø 48 mm tubular post

of grey-cast iron, with threaded and tightening ring

300 mm long

Tightening ring

Threaded ring

Blank plug

Approx.kg

Part-No.

3.5

443.61

0.1

443.65

0.8

443.66

0.8

443.67



### Steel wrench

hot-dip galvanized for Ø 48 mm

1.8

443.68



Blank plug

### Ground socket for Ø 60 mm tubular post

of grey-cast iron, with threaded and tightening ring

300 mm long

500 mm long

Tightening ring

Threaded ring

Blank plug

5.0

463.61

7.0

463.62

0.1

463.65

0.8

463.66

0.8

463.67



Blank plug

### Ground socket for Ø 76 mm tubular post

of grey-cast iron, with threaded and tightening ring

300 mm long

500 mm long

Tightening ring

Threaded ring

Blank plug

7.0

473.61

9.5

473.62

0.1

473.65

0.8

473.66

0.8

473.67



### Multipurpose wrench

of grey-cast iron, suitable for grey-cast iron  
ground sockets Ø 60 mm and Ø 76 mm,  
including square for blind plug

5.2

463.68

**Grey-cast multipurpose wrench, galvanized**

acc. to DIN 3223, for all barrier posts with triangular locking mechanism and for opening the covers

**Approx.kg**  
0.4

**Part-No.**  
470.40

**Triangular standard wrench, galvanized**

acc. to DIN 3223, hand wrench for opening all barrier posts with triangular lock

0.2

470.50

**Triangular socket wrench, galvanized**

acc. to DIN 3223

0.2

470.30

**Square socket wrench, 6 mm**

for litter bin part-no. 4027

0.2

4037

**Triangular socket wrench, 8 mm**

for litter bin, galvanized

0.2

4038

**Triangular wrench, 8 mm**

handy wrench for opening the litter bins

0.1

4039

**Eyelets, galvanized**

one eyelet screw-fastened

two eyelets screw-fastened

one eyelet for screw fastening by M8 threaded pin (specify tube diameter)

two eyelets for screw fastening by M8 threaded pin (specify tube diameter)

Part-No. +1

Part-No. +2

470.01

470.02

**Ground rosette for post**

Ø 76 mm, for screw-fastening, galvanized and coated

Ø 82 mm, for screw-fastening, galvanized and coated

1.3

476RB

1.3

485RB



Ø 76 mm, for screw-fastening, galvanized and coated

Ø 89 mm, for screw-fastening, galvanized and coated

1.3

478RB

1.3

4084RB





Barrier posts

Stainless steel

Barrier elements

Barrier gates

Outdoor equipment

Work site protection





## Passage and car-park barriers

square tube 70 x 70 mm  
with lateral round tube hoops  
total width: approx. 800 mm  
above ground: 900 mm



471ZB



470.10

### Removable, with triangular locking mechanism

acc. to DIN 3223, to ground socket part-no. 470.10,  
approx. 500 mm below ground

hot-dip galvanized, with red reflecting stripes

14.5

471F

hot-dip galvanized and white coated with  
red reflecting stripes

14.5

471FB

### Removable, with Euro profile cylinder lock

three keys, with ground socket part-no. 470.10,  
approx. 500 mm below ground

hot-dip galvanized, with red reflecting stripes

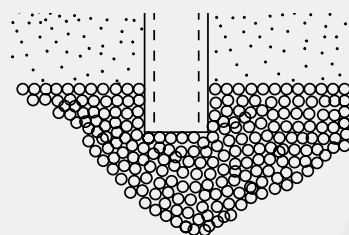
16.3

471Z

hot-dip galvanized and white coated with  
red reflecting stripes

16.3

471ZB



### Assembly instructions

Always pay attention to adequate drainage for  
removable posts (provide gravel fill).  
Do not install in standing water.

### Separate ground socket

for casting in concrete

3.7

470.10



It is recommended to install a second ground socket (away from blocked terrain).  
The post locks itself without key operation, and can not be stolen.

## Passage and car-park barriers

square tube 70 x 70 mm  
with lateral round tube hoops  
total width: approx. 800 mm  
above ground: 900 mm



471UZ



470.60

### Foldable, with triangular locking mechanism

acc. to DIN 3223, self-engaging lock

#### To be fixed by plugs

with base plate or for mounting to ground socket part-no. 470.60

hot-dip galvanized, with red reflecting stripes

Approx.kg 10.6

Part-No. 471FU

hot-dip galvanized and white coated with  
red reflecting stripes

Approx.kg 10.6

Part-No. 471FUB

### Foldable, with Euro profile cylinder lock

three keys, self-engaging lock

#### To be fixed by plugs

with base plate or for mounting to ground socket part-no. 470.60

hot-dip galvanized, with red reflecting stripes

Approx.kg 12.1

Part-No. 471UZ

hot-dip galvanized and white coated with  
red reflecting stripes

Approx.kg 12.1

Part-No. 471UZB

### Ground socket

for casting in concrete

(order together if you want to cast the barrier in concrete)

Approx.kg 2.3

Part-No. 470.60



Car-park barriers prevent parking between lots and provide protection from theft and illegal parking.

**Car-park barrier**

square tube 70 x 70 mm  
with lateral round tube hoops  
total width: approx. 800 mm  
above ground: 500 mm



4709FUB

**Foldable, with triangular locking mechanism**

acc. to DIN 3223, self-engaging lock

**To be fixed by plugs**

with base plate 100 x 150 mm or for  
mounting to ground socket part-no. 470.60

hot-dip galvanized with red reflecting stripes

8.6

4709FU

hot-dip galvanized and white coated with  
reflecting stripes

8.6

4709FUB



4709UZH

**Foldable, with Euro profile cylinder lock**

three keys, self-engaging lock

**To be fixed by plugs**

with base plate 100 x 150 mm  
or for mounting to ground socket part-no. 470.60

hot-dip galvanized with red reflecting stripes

9.1

4709UZ

hot-dip galvanized and white coated with  
reflecting stripes

9.1

4709UZH



470.60

**Ground socket**

for casting in concrete  
(order together if you want to cast the barrier in concrete)

2.3


470.60





Flexible!

Crash-proof!



40215UZH

### Crash-proof barrier post

flexible to impact and thrust  
square tube 70 x 70 mm  
above ground: 500 mm  
pass-over height: approx. 95 mm

#### Foldable, with Euro profile cylinder lock

three keys, self-engaging lock

#### To be fixed by plugs

with base plate Ø 200 mm or for  
mounting to ground socket part-no. 470.60


hot-dip galvanized and red coated with white  
reflecting stripes

Approx.kg

Part-No.

8.0

40215UZH



40220UZH

### Crash-proof car-park barrier

flexible to impact and thrust  
square tube 70 x 70 mm  
above ground: 500 mm  
pass-over height: approx. 95 mm  
with lateral round tube hoops  
total width: approx. 800 mm

#### Foldable, with Euro profile cylinder lock

three keys, self-engaging lockg

#### To be fixed by plugs

with base plate Ø 200 mm or for  
mounting to ground socket part-no. 470.60

hot-dip galvanized and red coated with white  
reflecting stripes

10.8

40220UZH



470.60

### Ground socket

for casting in concrete  
(order together if you want to cast the barrier in concrete)

2.3


470.60






## Car-park barrier, foldable

square tube 70 x 70 mm  
with lateral round tube hoops  
total width: approx. 800 mm  
above ground: 500 mm  
self-engaging lock



Round cylinder



**Foldable, with round cylinder**  
three keys

40770

**To be fixed by plugs**  
with base plate 100 x 150 mm

hot-dip galvanized with red reflecting stripes

Approx.kg 7.5

Part-No. 40770

hot-dip galvanized and white coated with  
red reflecting stripes

7.5

40770B



40771B

**For casting in concrete**  
with welded ground anchor  
approx. 300 mm below ground

hot-dip galvanized with red reflecting stripes

8.8

40771

hot-dip galvanized and white coated with  
red reflecting stripes

8.8

40771B

**Car-park barrier, foldable**

square tube 70 x 70 mm  
with lateral round tube hoops  
total width: approx. 800 mm  
above ground: 500 mm  
self-engaging lock



With 8 mm  
triangular lock



**Foldable, with 8 mm triangular lock**

40772B

**To be fixed by plugs**

with base plate 100 x 150 mm

hot-dip galvanized with red reflecting stripes

7.5

40772

hot-dip galvanized and red coated with  
white reflecting stripes

7.5

40772B



40773B

**For casting in concrete**

with welded ground anchor  
approx. 300 mm below ground

hot-dip galvanized with red reflecting stripes

8.8

40773

hot-dip galvanized and red coated with  
white reflecting stripes

8.8

40773B



4039

**Handy triangular wrench 8 mm**

for barrier post, car-park barriers, galvanized

0.1

4039



## Car-park barrier, foldable

round tube Ø 60 mm  
with lateral round tube hoops  
and a one-piece base plate  
total width: approx. 800 mm  
total height: approx. 500 mm



40660

## Foldable, with Euro profile cylinder lock

three keys, self-engaging lock

hot-dip galvanized with red reflecting stripes  
including fastening material

Approx.kg

Part-No.

8.3

40660



Car-park barriers prevent parking between lots and provide protection from theft and illegal parking.





**Car park barrier**

made of thick-walled round steel tube Ø 33.7 x 2.5 mm  
height: approx. 450 mm, width: approx. 850 mm,  
extremely flat when folded down, approx. 45 mm high



472V

**Foldable, with padlock**  
three keys

hot-dip galvanized with red reflecting stripes  
including fastening material

Approx.kg	Part-No.
5.5	472V



472Z

**Foldable, with Euro profile cylinder lock**  
three keys, self-engaging lock,  
locking and unlocking outside the dirt zone

hot-dip galvanized with red reflecting stripes,  
including fastening material

5.6	472Z
-----	------



472A

**1 set (3 pieces) anchors for casting in concrete**

0.1	472A
-----	------



472ZP

**Foldable, with Euro profile cylinder lock**  
three keys and continuous base plate,  
self-engaging lock, locking and unlocking  
outside the dirt zone

hot-dip galvanized with red reflecting stripes  
including fastening material

7.8	472ZP
-----	-------

Barrier posts

Stainless steel

Barrier elements

Barrier gates

Outdoor equipment

Work site protection



**Holding device for parking signage 2 support posts**

steel tube 40 mm x 40 mm x 2.0 mm,  
galvanized, with screwed parking  
signage (inclusive)

height above: ground 350 mm

total width: approx. 520 mm



	Approx.kg	Part-No.
--	-----------	----------

**For casting in concrete**

Total height 500 mm

3.1

4045

**To be fixed by plugs**

Total height 350 mm

4.0

4045P

**Round hoops for parking sign**

stainless steel Ø 48,3 mm x 2,5 mm  
with welded license plate holder

height above ground: 800 mm

total width: approx. 650 mm



	Approx.kg	Part-No.
--	-----------	----------

**For casting in concrete**

10.9

449.66SE


**To be fixed by plugs**

9.9

449.66PSE

**Park and guide barrier  
made of recycled material**

with reflectors  
1170 mm x 150 mm x 50 mm  
with 3 bolts and plugs



	Approx.kg	Part-No.
white	2.3	412202SW
yellow	2.3	412202SO

**Drive-in rod**

of 40 mm T-section, with drive-in tip  
total length: 1200 mm

hot-dip galvanized

3.4 4043

4043



**Drive-in rod**

of 40 mm T-section, with drive-in tip  
total length: 1200 mm  
for sign posting car parks with  
sign board 110 x 520 mm

hot-dip galvanized

4.0 4044

4044





*Bollards made of recycled plastic material  
for digging in or casting in concrete*



### Recycling-material post Square post 140 x 140 mm

total length: 1400 mm



bollards without milled groove and reflectors  
color: black

#### Approx.kg

17.0

#### Part-No.

4014140

bollards with 2 milled grooves 15 mm wide  
and 2 reflecting bands,  
red on top, white at bottom

17.0

4014141

### Recycling-material post Hemispherical head Ø 150 mm

(hollow section)

total length: 1500 mm



bollard without milled grooves and reflecting bands  
color: brown

#### Approx.kg

14.0

#### Part-No.

4014150

bollards with 2 milled grooves 15 mm wide  
and 2 reflecting bands,  
red on top, white at bottom

14.0

4014151

bollard with white reflective strips (sunk)  
2x round, opposite 1x rectangular

14.0

4014152







Barrier posts

Stainless steel

Barrier elements

Barrier gates

Outdoor equipment

Work site protection





Barrier posts

Stainless steel

Barrier elements

Barrier gates

Outdoor equipment

Work site protection



Ø 60 mm  
Series 465  
Page 70



Ø 60 mm  
Series 466  
Page 70



Ø 76 mm  
Series 475  
Page 72



Ø 82 mm  
Series 484  
Page 76



Ø 82 mm  
Series 485  
Page 76



Ø 89 mm  
Series 488  
Page 78



Ø 76 mm  
Series 474  
Page 72



Ø 76 mm  
Series 478  
Page 73



Ø 102 mm  
Series 492  
Page 79



Ø 82 mm  
Series 481  
Page 75



Ø 76 mm  
Series 477  
Page 74



Ø 76 mm  
Series 4074  
Page 74

Ø 60 mm  
Series 468  
Page 71

Ø 60 mm / Ø 82 mm  
Ø 102 mm  
Series 464 / 482 / 4092  
Page 71 / 76 / 79

Ø 82 mm  
Series 480  
Page 75

Ø 89 mm  
Series 487  
Page 78

Ø 152 mm / Ø 193 mm  
Series 40155 / 40195  
Page 82

Ø 102 mm  
Series 496  
Page 79

Ø 89 mm  
Series 4084  
Page 77

Ø 102 mm  
Series 494  
Page 79

Ø 100 mm  
Series 40101  
Page 83

Ø 102 mm  
Series 4091  
Page 78

Ø 120 mm  
Series 40120 / 40121  
Page 83

Ø 152 mm / Ø 193 mm  
Series 40156 / 40196  
Page 82



Ø 60 / 110 mm  
Series 490  
Page 85



Ø 72 / 160 mm  
Series 495  
Page 84 / 85



Ø 76 / 100 mm  
Series 479  
Page 73



Ø 76 / 102 mm  
Series 40102  
Page 80



Ø 96 / 168 mm  
Series 40168  
Page 80



Ø 108 mm  
Series 497  
Page 81



Ø 140 mm  
Series 40140  
Page 81



70 x 70 mm  
Series 473  
Page 88



70 x 70 mm  
Series 4073  
Page 86



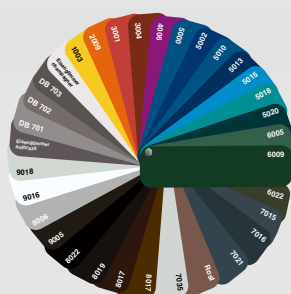
70 x 70 mm  
Series 40731  
Page 86



70 x 70 mm  
Series 4071  
Page 87

80 x 80 mm  
Series 4081  
Page 87

100 x 100 mm  
Series 4075  
Page 87



### Color finishes of our barrier products

Other RAL colors and special paint finished on request; see page 7

Barrier posts

Stainless steel

Barrier elements

Barrier gates

Outdoor equipment

Work site protection

**Ornamental bollard**

of steel tube Ø 60 mm  
approx. 950 mm above ground,  
hot-dip galvanized and coated

Color:

Series 465B: RAL 7016

Series 466B: RAL 7016

**Stationary,**

for casting in concrete  
with ground anchor,  
total length: approx. 1300 mm

Approx.kg Part-No.

5.0 465B

Part-No.

466B

**Stationary, to be fixed by plugs**

with base plate 100 x 150 mm

4.0 465PB

466PB

**Removable,**

self-engaging lock, incl. ground rosette,  
with hot-dip galvanized ground socket  
part-no. 460.40, approx. 400 mm below ground

**with triangular locking mechanism,**

acc. to DIN 3223

7.0 465FB

466FB

**with profile cylinder lock, three keys incl.**

8.0 465ZB

**Foldable to be fixed by plugs,**

self-engaging lock,  
with base plate 100 x 150 mm

**with triangular locking mechanism,**

acc. to DIN 3223

6.0 465FUB

466FUB

**with profile cylinder lock, three keys incl.**

7.0 465UZB

**Foldable for casting in concrete,**

self-engaging lock,  
with hot-dip galvanized ground socket  
part-no. 470.60, approx. 400 mm below ground

**with triangular locking mechanism,**

acc. to DIN 3223

8.0 465FUHB

466FUHB

**with profile cylinder lock, three keys incl.**

9.0 465UZHB



**Ornamental bollard**

of steel tube Ø 60 mm  
approx. 950 mm above  
ground, hot-dip galvanized  
and coated

Color:  
Series 464B: DB 703

Series 468B: RAL 7016

**Stationary,**

for casting in concrete  
with ground anchor,  
total length: approx. 1300 mm

Approx.kg

Part-No.

Part-No.

5.0

464B

468B

**Stationary, to be fixed by plugs**

with base plate 100 x 150 mm

4.0

464PB

468PB

**Removable,**

self-engaging lock, incl. ground rosette,  
with hot-dip galvanized ground socket  
part-no. 460.40, approx. 400 mm below ground

**with triangular locking mechanism,**  
acc. to DIN 3223

7.0

464FB

468FB

**with profile cylinder lock,** three keys incl.

8.0

464ZB

**Foldable to be fixed by plugs,**

self-engaging lock,  
with base plate 100 x 150 mm

**with triangular locking mechanism,**  
acc. to DIN 3223

6.0

464FUB

468FUB

**with profile cylinder lock,** three keys incl.

7.0

464UZH

**Foldable for casting in concrete,**

self-engaging lock,  
with hot-dip galvanized ground socket  
part-no. 470.60, approx. 400 mm below ground

**with triangular locking mechanism,**  
acc. to DIN 3223

8.0

464FUHB

468FUHB

**with profile cylinder lock,** three keys incl.

9.0

464UZH



Other color finishes possible; see page 7



**Ornamental bollard**

of steel tube Ø 76 mm  
approx. 950 mm above ground,  
hot-dip galvanized and coated

Color:

Series 474: RAL 7016

Series 475: RAL 7016

**Stationary,**

for casting in concrete  
with ground anchor,  
total length: approx. 1300 mm

Approx.kg Part-No.

6.5 474B

Part-No.

475B

**Stationary, to be fixed by plugs**

with base plate 100 x 150 mm

5.5 474PB

475PB

**Removable,**

self-engaging lock, incl. ground rosette,  
with hot-dip galvanized ground socket  
part-no. 476.40, approx. 400 mm below ground

**with triangular locking mechanism,**  
acc. to DIN 3223

11.5 474FB

475FB

**with profile cylinder lock,** three keys incl.

11.5 474ZB

**Foldable to be fixed by plugs,**

self-engaging lock,  
with base plate 100 x 150 mm

**with triangular locking mechanism,**  
acc. to DIN 3223

7.0 474FUB

475FUB

**with profile cylinder lock,** three keys incl.

9.0 474UZB

**Foldable for casting in concrete,**

self-engaging lock,  
with hot-dip galvanized ground socket  
part-no. 470.60, approx. 400 mm below ground

**with triangular locking mechanism,**  
acc. to DIN 3223

9.5 474FUHB

475FUHB

**with profile cylinder lock,** three keys incl.

11.5 474UZHB

**Ornamental bollard**

of steel tube Ø 76 mm  
approx. 950 mm above ground,  
hot-dip galvanized and coated

Color:

Series 478: RAL 7016

Series 479: RAL 7016

**Stationary,**

for casting in concrete  
with ground anchor,  
total length: approx. 1300 mm

Approx.kg

Part-No.

Part-No.

7.5

478B

479B

**Stationary, to be fixed by plugs**  
with base plate 100 x 150 mm

6.5

478PB

479PB

**Removable,**

self-engaging lock, incl. ground rosette,  
with hot-dip galvanized ground socket  
part-no. 476.40, approx. 400 mm below ground

**with triangular locking mechanism,**  
acc. to DIN 3223

12.0

478FB

479FB

**Foldable to be fixed by plugs,**

self-engaging lock,  
with base plate 100 x 150 mm

**with triangular locking mechanism,**  
acc. to DIN 3223

8.0

478FUB

479FUB

**Foldable for casting in concrete,**

self-engaging lock,  
with hot-dip galvanized ground socket  
part-no. 470.60, approx. 400 mm below ground

**with triangular locking mechanism,**  
acc. to DIN 3223

10.5

478FUHB

479FUHB

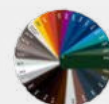


Available as border railing,  
see page 126



Barrier posts also available with eyelets - add the following to the  
part-no.: +1 for one eyelet or +2 for 2 eyelets;  
accessories see page 54.

Other color finishes possible;  
see page 7





**Ornamental bollard**

of steel tube Ø 76 mm  
approx. 950 mm above ground,  
hot-dip galvanized and coated

Color:

Series 477: RAL 7016

Series 4074: DB 703

**Stationary,**

for casting in concrete  
with ground anchor, total length  
approx. 1300 mm

**Stationary, to be fixed by plugs**

with base plate 100 x 150 mm

**Removable,**

self-engaging lock, incl. ground rosette,  
with hot-dip galvanized ground socket  
part-no. 476.40, approx. 400 mm below ground

**with triangular locking mechanism,**

acc. to DIN 3223

**with profile cylinder lock, three keys incl.****Foldable to be fixed by plugs,**

self-engaging lock,  
with base plate 100 x 150 mm

**with triangular locking mechanism,**

acc. to DIN 3223

**with profile cylinder lock, three keys incl.****Foldable for casting in concrete,**

self-engaging lock,  
with hot-dip galvanized ground socket  
part-no. 470.60, approx. 400 mm below ground

**with triangular locking mechanism,**

acc. to DIN 3223

**with profile cylinder lock, three keys incl.**

Approx.kg Part-No.

Part-No.

6.5 477B

4074B

5.5 477PB

4074PB

11.5 477FB

4074FB

11.5 477ZB

7.0 477FUB

9.0 477UZB

9.5 477FUHB

11.5 477UZHB

**Ornamental bollard**

of steel tube Ø 82 mm  
approx. 800 mm above ground,  
hot-dip galvanized and coated

Color:

Series 480: RAL 7016

Series 481: RAL 7016

**Stationary,**

for casting in concrete  
with ground anchor,  
total length: approx. 1300 mm

**Stationary, to be fixed by plugs**

with base plate 100 x 150 mm

**Removable,**

self-engaging lock, incl. ground rosette,  
with hot-dip galvanized ground socket  
part-no. 470.10, approx. 500 mm below ground

**with triangular locking mechanism,**

acc. to DIN 3223

**with profile cylinder lock, three keys incl.****Foldable to be fixed by plugs,**

self-engaging lock,  
with base plate 100 x 150 mm

**with triangular locking mechanism,**

acc. to DIN 3223

**with profile cylinder lock, three keys incl.****Foldable for casting in concrete,**

self-engaging lock,  
with hot-dip galvanized ground socket  
part-no. 470.60, approx. 400 mm below ground

**with triangular locking mechanism,**

acc. to DIN 3223

**with profile cylinder lock, three keys incl.**

Approx.kg

Part-No.

Part-No.



9.5

480B

481B

8.5

480PB

481PB

12.5

480FB

481FB

13.0

480ZB

9.0

480FUB

481FUB

10.0

480UZB

11.0

480FUHB

481FUHB

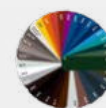
12.5

480UZH



Barrier posts also available with eyelets - add the following to the  
part-no.: +1 for one eyelet or +2 for 2 eyelets;  
accessories see page 54.

Other color finishes possible;  
see page 7



**Ornamental bollard**

of round steel tube Ø 82 mm  
approx. 900 mm above ground,  
hot-dip galvanized and coated

Color:

Series 482: DB 703

Series 484: RAL 9005 (jet black)

Series 485: RAL 9005 (jet black)



482B



484B



485B

	Approx.kg	Part-No.	Part-No.	Part-No.
<b>Stationary,</b>				
<b>for casting in concrete</b>				
with ground anchor, total length: approx. 1300 mm	9.5	482B	484B	485B
<b>to be fixed by plugs</b>				
with base plate 100 x 150 mm	8.5	482PB	484PB	485PB
<b>Removable,</b>				
self-engaging lock, incl. ground rosette, with hot-dip galvanized ground socket part-no. 470.10, approx. 500 mm below ground				
<b>with triangular locking mechanism,</b>	13.0	482FB	484FB	485FB
acc. to DIN 3223				
<b>with profile cylinder lock,</b> three keys incl.	13.0	482ZB	484ZB	485ZB
<b>Foldable to be fixed by plugs,</b>				
self-engaging lock, with base plate 100 x 150 mm				
<b>with triangular locking mechanism,</b>	9.0	482FUB	484FUB	485FUB
acc. to DIN 3223				
<b>with profile cylinder lock,</b> three keys incl.	10.0	482UZB	484UZB	485UZB
<b>Foldable for casting in concrete,</b>				
self-engaging lock, with hot-dip galvanized ground socket part-no. 470.60, approx. 400 mm below ground				
<b>with triangular locking mechanism,</b>	11.0	482FUHB	484FUHB	485FUHB
acc. to DIN 3223				
<b>with profile cylinder lock,</b> three keys incl.	12.5	482UZHB	484UZHB	485UZHB



## Ornamental bollard

of round steel tube Ø 89 mm  
approx. 950 mm above ground,  
hot-dip galvanized and coated



487B

### With hemispherical head

color: RAL 7016

#### Stationary, for casting in concrete

with ground anchor,  
total length: approx. 1300 mm

Approx.kg

Part-No.

8.2

487B

#### Removable, with triangular locking mechanism

acc. to DIN 3223, self-engaging lock,  
with hot-dip galvanized ground socket  
part-no. 470.10

11.9

487FB



488B

### With globe head

color: RAL 7016

#### Stationary, for casting in concrete

with ground anchor,  
total length: approx. 1300 mm

8.0

488B

#### Removable, with triangular locking mechanism

acc. to DIN 3223, self-engaging lock,  
with hot-dip galvanized ground socket  
part-no. 470.10

11.6

488FB



4084B

### With flat head

color: DB 703

#### Stationary, for casting in concrete

with ground anchor,  
total length: approx. 1300 mm

8.6

4084B

#### Removable, with triangular locking mechanism

acc. to DIN 3223, self-engaging lock,  
with hot-dip galvanized ground socket  
part-no. 470.10

12.5

4084FB

**Ornamental bollard**

of steel tube Ø 102 mm  
approx. 950 mm above ground,  
hot-dip galvanized and coated



494B



492B



4091B

**With hemisphere head**

color: RAL 7016

**Stationary, for casting in concrete**

with ground anchor, total length approx. 1300 mm

**Approx.kg****Part-No.**

9.5

494B

**Removable, with triangular locking mechanism**

acc. to DIN 3223, self-engaging lock,  
with hot-dip galvanized ground socket  
part-no. 470.10

13.8

494FB

**With globe head**

color: RAL 7016

**Stationary, for casting in concrete**

with ground anchor, total length approx. 1300 mm

9.5

492B

**Removable, with triangular locking mechanism**

acc. to DIN 3223, self-engaging lock,  
with hot-dip galvanized ground socket  
part-no. 470.10

13.8

492FB

**With hemispherical head**

color: DB 703

**Stationary, for casting in concrete**

with ground anchor, total length: approx. 1300 mm

9.5

4091B

**Removable, with triangular locking mechanism**

acc. to DIN 3223, self-engaging lock,  
with hot-dip galvanized ground socket  
part-no. 470.10

13.8

4091FB

**Ornamental bollard**

of steel tube Ø 102 mm  
approx. 950 mm above ground,  
hot-dip galvanized and coated



4092B



496B

**With aluminium head and decorative ring**

color: RAL 7016

**Stationary, for casting in concrete**

with ground anchor, total length: approx. 1300 mm

Approx.kg

Part-No.

9.5

4092B

**Removable,**

self-engaging lock, incl. ground rosette,

with hot-dip galvanized ground socket

part-no. 470.10, approx. 500 mm below ground

**with triangular locking mechanism,**

acc. to DIN 3223

13.8

4092FB

**with profile cylinder lock, three keys incl.**

12.8

4092ZB

**With hemispherical head**

color: RAL 7016

**Stationary, for casting in concrete**

with ground anchor, total length: approx. 1300 mm

9.5

496B

**Removable, with triangular locking mechanism**

incl. ground rosette, self-engaging lock,

with hot-dip galvanized ground socket

part-no. 470.10, approx. 500 mm below ground

**with triangular locking mechanism,**

acc. to DIN 3223

13.8

496FB

**with profile cylinder lock, three keys incl.**

12.8

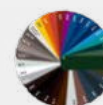
496ZB



Barrier posts also available with eyelets - add the following to the part-no.: +1 for one eyelet or +2 for 2 eyelets; accessories see page 54.



Other color finishes possible;  
see page 7



Posts can be delivered simultaneously locking or in a locking system; see page 47





*The beauty of this bollards is simple classic shape, which is attractive both in historical city centers and in modern environments*

### Ornamental bollard of steel tube

conical Ø 102 / 76 mm,  
with ornamental cap, approx.  
900 mm above ground,  
hot-dip galvanized and  
coated anthracite grey  
(RAL 7016)



40102B

	Approx.kg	Part-No.
<b>Stationary, for casting in concrete</b> with ground anchor, total length: approx. 1300 mm	8.0	40102B
<b>Stationary, to be fixed by plugs</b> with base plate Ø 180 mm	7.5	40102PB
<b>Removable, with triangular locking mechanism</b> acc. to DIN 3223, self-engaging lock, with hot-dip galvanized ground socket part-no. 470.10, approx. 500 mm below ground	13.0	40102FB

### Ornamental bollard of steel tube

conical Ø168 / 96 mm  
with ornamental cap, approx.  
750 mm above ground,  
hot-dip galvanized and coated  
(RAL 8019)

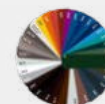


40168B

	Approx.kg	Part-No.
<b>Stationary, for casting in concrete</b> with ground anchor, total length: approx. 1050 mm	11.0	40168B
<b>Stationary, to be fixed by plugs</b> with base plate 220 x 220 mm	10.0	40168PB
<b>Removable, with triangular locking mechanism</b> acc. to DIN 3223, self-engaging lock, with hot-dip galvanized ground socket part-no. 470.10, approx. 500 mm below ground	14.8	40168FB



Barrier posts also available with eyelets - add the following to the part-no.: +1 for one eyelet or +2 for 2 eyelets; accessories see page 54.



Other color finishes possible;  
see page 7

**Ornamental bollard**

steel tube Ø 108 mm,  
with ornamental rings hot-dip  
galvanized and coated (RAL 7016)



497B



	Height above ground: 750 mm Overall height: 1100 mm		Height above ground: 950 mm Overall height: 1300 mm	
	Approx.kg	Part-No.	Approx.kg	Part-No.
<b>Stationary, for casting in concrete</b> with ground anchor	11.0	4971B	12,0	497B
<b>Stationary, to be fixed by plugs</b> with base plate Ø 180 mm	9.0	4971PB	10,0	497PB
<b>Removable, with triangular locking mechanism</b> acc. to DIN 3223, self-engaging lock, with hot-dip galvanized ground socket part-no. 470.10, approx. 500 mm below ground	16.0	4971FB	17,0	497FB

**Ornamental bollard of steel tube**

Ø 140 mm, with aluminium globe and chain eyelets  
approx. 950 mm above ground, hot-dip  
galvanized and coated DB703



40140B/2

	Approx.kg	Part-No.
<b>Stationary, for casting in concrete</b> with ground anchor total length: 1400 mm	15.0	40140B/2
<b>Removable, with triangular locking mechanism</b> acc. to DIN 3223, self-engaging lock, with hot-dip galvanized ground socket	23.0	40140FB/2

**Ornamental bollard of steel tube Ø 152 mm**

with flat head,  
approx. 950 mm above ground,  
hot-dip galvanized and coated DB 703



40155B

40156B

**Stationary, for casting in concrete**  
with ground anchor

Approx.kg

14.5

**with aluminium head  
and decorative ring**

Part-No.

40155B

**with  
flat head**

Part-No.

40156B

**Removable,**  
self-engaging lock, incl. ground rosette,  
with hot-dip galvanized ground socket  
part-no. 470.10, approx. 500 mm below ground

**with triangular locking mechanism,**  
acc. to DIN 3223

21.5

40155FB

40156FB

**with profile cylinder lock,** three keys incl.

21.0

40155ZB

**Ornamental bollard of steel tube Ø 193 mm**

approx. 950 mm above ground,  
hot-dip galvanized and coated DB 703



40195B

40196B

**Stationary, for casting in concrete**  
with ground anchor

Approx.kg

24.0

Part-No.

40195B

Part-No.

40196B

**Removable,**  
self-engaging lock, incl. ground rosette,  
with hot-dip galvanized ground socket  
part-no. 470.10, approx. 500 mm below ground

**with triangular locking mechanism,**  
acc. to DIN 3223

30.5

40195FB

40196FB

**with profile cylinder lock,** three keys incl.

29.0

40195ZB



**Bollard of thick-walled aluminium Ø 100 mm**

8 mm wall thickness, with decorative groove, approx. 950 mm above ground, bottom part of hot-dip galvanized steel tube, coated RAL 7016



40101B



**Stationary, for casting in concrete**  
with ground anchor

Approx.kg

9.0

Part-No.

40101B

**Stationary, to be fixed by plugs**  
with base plate Ø 180 mm

8.0

40101PB

**Removable, with triangular locking mechanism**  
acc. to DIN 3223, self-engaging lock,  
with hot-dip galvanized ground socket  
part-no. 470.10, approx. 500 mm below ground

13.0

40101FB

**Bollard of thick-walled aluminium Ø 120 mm**

8 mm wall thickness, with decorative groove,  
anthracite grey RAL 7016 coated,  
bottom part of hot-dip galvanized steel tube



40121FB

Height above ground: 750 mm  
Overall height: 1050 mm

Height above ground: 900 mm  
Overall height: 1200 mm

**Stationary, for casting in concrete**  
with ground anchor

Approx.kg

9.0

Part-No.

40120B

Approx.kg

10.5

Part-No.

40121B

**Stationary, to be fixed by plugs**  
with base plate Ø 180 mm

8.4

40120PB

9.5

40121PB

**Removable, with triangular locking mechanism**  
acc. to DIN 3223, self-engaging lock,  
with hot-dip galvanized ground socket  
part-no. 470.10, approx. 500 mm  
below ground

14.5

40120FB

16.0

40121FB



Other color finishes possible; see page 7



**Aluminium ornamental bollard**

coated anthracite grey (metallic grey), approx. 900 mm above ground, cast aluminium with steel rod core



*Example of use  
as chain post*



495FB

**Stationary, for casting in concrete**

with ground anchor, total length: approx. 1300 mm

**Approx.kg****Part-No.**

without eyelet

9.5

495B

with 1 eyelet

9.5

495B+1

with 2 eyelets

9.5

495B+2

**Removable, with triangular locking mechanism**

acc. to DIN 3223, self-engaging lock,  
with hot-dip galvanized ground socket part-no. 470.10,  
approx. 500 mm below ground

without eyelet

12.0

495FB

with 1 eyelet

12.0

495FB+1

with 2 eyelets

12.0

495FB+2

**Aluminium miniature bollards**

coated anthracite grey (metallic grey),  
approx. 460 mm above ground, cast  
aluminium with steel rod core



495MB

**Stationary, for casting in concrete**

with ground anchor, total length: approx. 800 mm

**Approx.kg****Part-No.**

without eyelet

3.5

495MB

with 2 eyelets

3.5

495MB+2



*Other color finishes possible; see page 7*



**Aluminium ornamental post**

cast aluminium with steel rod core,  
approx. 900 mm above ground,  
coated matt black



490FB

**Stationary, for casting in concrete**

with ground anchor, total length: approx. 1300 mm

without eyelet  
with 1 eyelet  
with 2 eyelets

**Approx.kg**    **Part-No.**

6.5    490B  
6.5    490B+1  
6.5    490B+2

**Removable, with triangular locking mechanism**

acc. to DIN 3223, self-engaging lock,  
with hot-dip galvanized ground socket part-no. 460.40,  
approx. 400 mm below ground

without eyelet  
with 1 eyelet  
with 2 eyelets

9.5    490FB  
9.5    490FB+1  
9.5    490FB+2

**Ornamental protective railing**

assembled from prefabricated parts  
on site. The hinge joints make these  
railings very flexible to set up. The  
hinge joints can be set up vertically or  
horizontally up to 90°. Powder-coated in common RAL colors,  
see page color finishes.



495.11B



495.12B

**Aluminium ornamental bollard**

coated anthracite grey (metallic grey),  
approx. 900 mm above ground,  
cast aluminium with steel rod core

end post for top bar  
middle post for top bar  
corner post for top bar 90°

10.0    495.01B  
10.0    495.02B  
10.0    495.03B

end post for top and knee bar  
middle post for top and knee bar  
corner post for top and knee bar 90°

12.5    495.11B  
12.5    495.12B  
12.5    495.13B

**Cross bar**

steel tube Ø 33.7 mm, length: 2000 mm, hot-dip galvanized  
and coated anthracite grey (metallic grey) cross bar, including  
aluminium connection sockets for straight horizontal position

3.0    495.20B

**Joint element**

aluminium joint element for use up to 90°,  
for different slopes and angle positions

0.5    495.24B



495.24B



**Ornamental bollard of square steel tube 70 x 70 mm**

with flat bar steel top, approx. 950 mm above ground, hot-dip galvanized and DB 703 coated



	Approx.kg	Part-No.
<b>Stationary, for casting in concrete</b> with ground anchor, total length: approx. 1300 mm	8.5	4073B
<b>Stationary, to be fixed by plugs</b> with base plate 100 x 150 mm	7.0	4073PB
<b>Removable, with triangular locking mechanism</b> acc. to DIN 3223, self-engaging lock, with hot-dip galvanized ground socket part-no. 470.10, approx. 500 mm below ground	13.0	4073FB

**Ornamental bollard of square steel tube 70 x 70 mm**

with flat bar steel top, approx. 950 mm above ground, hot-dip galvanized and DB 703 coated



Rusty optic!



<b>Stationary, for casting in concrete</b> with ground anchor, total length: approx. 1300 mm	8.5	40731B
<b>Stationary, to be fixed by plugs</b> with base plate 100 x 150 mm	7.0	40731PB
<b>Removable, with triangular locking mechanism</b> acc. to DIN 3223, self-engaging lock, with hot-dip galvanized ground socket part-no. 470.10, approx. 500 mm below ground	13.0	40731FB

**Ornamental bollard of square  
steel tube 70 x 70 mm**

with flat bar steel top, approx. 900 mm  
above ground, hot-dip galvanized and  
DB703 coated



**Steel tube 70 x 70 mm**

**Stationary, for casting in concrete**

with ground anchor, total length: approx. 1300 mm

**Approx.kg**

7.0

**Part-No.**

4071B

**Stationary, to be fixed by plugs**

with base plate 100 x 150 mm

7.0

4071PB

**Removable, with triangular locking mechanism**

acc. to DIN 3223, self-engaging lock,  
with hot-dip galvanized ground socket part-no. 470.10,  
approx. 500 mm below ground

11.5

4071FB

**Steel tube 80 x 80 mm**

**Stationary, for casting in concrete**

with ground anchor, total length: approx. 1200 mm

9.0

4081B

**Stationary, to be fixed by plugs**

with base plate 200 x 200 mm

8.5

4081PB

**Removable, with triangular locking mechanism**

acc. to DIN 3223, self-engaging lock,  
with hot-dip galvanized ground socket part-no. 470.10,  
approx. 500 mm below ground

14.5

4081FB

**Steel tube 100 x 100 mm**

**Stationary, for casting in concrete**

with ground anchor, total length: approx. 1200 mm

11.0

4075B

**Stationary, to be fixed by plugs**

with base plate 200 x 200 mm

10.0

4075PB

**Removable, with triangular locking mechanism**

acc. to DIN 3223, self-engaging lock,  
with hot-dip galvanized ground socket part-no. 470.10,  
approx. 500 mm below ground

16.5

4075FB





### Ornamental bollard of steel tube 70 x 70 mm

with ornamental cap, approx. 950 mm  
above ground, hot-dip galvanized and  
coated RAL 7016

#### Stationary

##### for casting in concrete

with ground anchor,  
total length: approx. 1300 mm

Approx.kg	with decorative ring Part-No.	without decorative ring Part-No.
-----------	-------------------------------------	--

8.5	473B	4730B
-----	------	-------

##### to be fixed by plugs

with base plate 100 x 150 mm

8.5	473PB	4730PB
-----	-------	--------

#### Removable,

self-engaging lock, incl. ground rosette,  
with hot-dip galvanized ground socket  
part-no. 470.10, approx. 500 mm below ground

**with triangular locking mechanism,**  
acc. to DIN 3223

13.0	473FB	4730FB
------	-------	--------

**with profile cylinder lock,** three keys incl.

14.5	473ZB	4730ZB
------	-------	--------

#### Foldable to be fixed by plugs,

self-engaging lock, with base plate 100 x 150 mm

**with triangular locking mechanism,**  
acc. to DIN 3223

9.0	473FUB	4730FUB
-----	--------	---------

**with profile cylinder lock,** three keys incl.

10.5	473UZB	4730UZB
------	--------	---------

#### Foldable for casting in concrete,

self-engaging lock, with hot-dip galvanized  
ground socket part-no. 470.60,  
approx. 400 mm below ground

**with triangular locking mechanism,**  
acc. to DIN 3223

11.5	473FUHB	4730FUHB
------	---------	----------

**with profile cylinder lock,** three keys incl.

13.5	473UZHB	4730UZHB
------	---------	----------



473FB



4730B



Other color finishes possible; see page 7  
Barrier posts also available with eyelets; see page 54





## 2. Stainless steel



2.1 Stainless steel barrier posts	90 - 93
2.2 Stainless steel bollards	94 - 95
2.3 Stainless steel hoops	96 - 98
2.4 Corten steel bollards	99
2.5 Lean-on hoops made of corten steel	100





**Stainless steel post  
70 x 70 mm**

glass-bead blasted,  
above ground: approx.  
900 mm, with flat head



4070FU


	Approx.kg	Part-No.
<b>Stationary</b>		
<b>for casting in concrete</b>		
with ground anchor		
total length: 1200 mm	5.4	4070
<b>to be fixed by plugs</b>		
with base plate 100 x 150 mm	4.9	4070P
<b>Removable,</b>		
self-engaging lock, incl. ground rosette,		
with hot-dip galvanized ground socket		
part-no. 470.10, approx. 500 mm below ground		
<b>with triangular locking mechanism,</b>	10.3	4070F
acc. to DIN 3223		
<b>with profile cylinder lock,</b> three keys incl.	13.1	4070Z
<b>Foldable to be fixed by plugs,</b>		
self-engaging lock,		
with base plate 100 x 150 mm		
<b>with triangular locking mechanism,</b>	6.7	4070FU
acc. to DIN 3223		
<b>with profile cylinder lock,</b> three keys incl.	7.8	4070UZ
<b>Foldable for casting in concrete,</b>		
self-engaging lock,		
with hot-dip galvanized ground socket		
part-no. 470.60, approx. 400 mm below ground		
<b>with triangular locking mechanism,</b>	9.2	4070FUH
acc. to DIN 3223		
<b>with profile cylinder lock,</b> three keys incl.	10.0	4070UZH



Posts can be delivered simultaneously locking or in a locking system; see page 47

**Stainless steel post Ø 60 mm**

grinded, above ground: approx. 900 mm,  
convex head



	Approx.kg	Part-No.
<b>Stationary, for casting in concrete</b> total length: 1200 mm	3.7	4062
<b>Stationary, to be fixed by plugs</b> with base plate Ø 120 x 5 mm	3.3	4062P



*Suitable mounting material for this product:  
set of mounting bolts type 1VA*

**Part-No.**

470.76

Further accessories page 47

**Removable, with triangular locking mechanism**

acc. to DIN 3223, self-engaging lock,  
with hot-dip galvanized ground socket  
part-no. 460.40, approx. 400 mm below ground

7.0 4062F

**Removable, with Euro profile cylinder lock**

three keys, self-engaging lock,  
with hot-dip galvanized ground socket  
part-no. 460.40

7.4 4062Z

**Accessories**

Chain eyelets: Please add +1 / +2 to the part-no.

Extra charge per eyelet

Barrier chain of stainless steel Ø 5 mm

Connecting links

Chain bolting mechanism

0.5 430.55

0.1 430.56

0.1 430.57

**Stainless steel care spray, content: 400 ml**

cleaning and care spray  
for long-lasting protective film

0.5 430.58



**Stainless steel post****Ø 76 mm**

grinded, convex head

above ground approx. 900 mm



4072



4272

**Stationary****for casting in concrete**

with ground anchor, total length: 1300 mm

Approx.kg

**Without  
decorative ring  
Part-No.****With  
decorative ring  
Part-No.**

5.0

4072

4272

**to be fixed by plugs**

with base plate 100 x 150 mm

5.0

4072P

4272P

**Removable,**self-engaging lock, incl. ground rosette,  
with hot-dip galvanized ground socket  
part-no. 476.40, approx. 400 mm below ground**with triangular locking mechanism,**

acc. to DIN 3223

9.0

4072F

4272F

**with profile cylinder lock, three keys incl.**

10.5

4072Z

4272Z

**Foldable to be fixed by plugs,**self-engaging lock,  
with base plate 100 x 150 mm**with triangular locking mechanism,**

acc. to DIN 3223

6.5

4072FU

4272FU

**with profile cylinder lock, three keys incl.**

7.0

4072UZ

4272UZ

**Foldable for casting in concrete,**self-engaging lock,  
with hot-dip galvanized ground socket  
part-no. 470.60, approx. 400 mm below ground**with triangular locking mechanism,**

acc. to DIN 3223

8.0

4072FUH

4272FUH

**with profile cylinder lock, three keys incl.**

9.0

4072UZH

4272UZH

*Posts can be delivered simultaneously locking or in a locking system; see page 47*

**Stainless steel post**

grinded, convex head

above ground: approx. 900 mm



4089



40103P

**Stationary, for casting in concrete**

total length: 1200 mm

**Stationary, to be fixed by plugs**

with base plate Ø 150 x 6 mm

**Removable, with triangular locking mechanism**acc. to DIN 3223, self-engaging lock,  
with hot-dip galvanized ground socket part-no. 470.10**Removable, with Euro profile cylinder lock**three keys, self-engaging lock,  
with hot-dip galvanized ground socket part-no. 470.10

Ø 89 mm	Part-No.
Approx.kg	

5.4 4089

5.1 4089P

10.3 4089F

12.0 4089Z

Ø 102 mm	Part-No.
Approx.kg	

6.2 40103

5.7 40103P

12.0 40103F

12.0 40103Z



Suitable mounting material for this product:

set of mounting bolts type 2VA

**Part-No.**

470.77

Further accessories page 47



*Stainless steel post  
maintain high value and  
their attraction is timeless.*



### Stainless steel post Ø 154 mm

grinded, with flat head,  
stationary



**Stationary for casting in concrete  
with ground anchor**

**For plugging down  
with base plate Ø 250 mm**

<b>Total length in mm</b>	<b>Approx. 900</b>	<b>Approx. 1200</b>	<b>Approx. 600</b>	<b>Approx. 900</b>
<b>Approx.kg</b>	7.0	9.5	7.5	10.0
<b>Part-No.</b>	40154	40155	40154P	40155P

#### Removable

self-engaging lock,  
with hot-dip galvanized ground socket part-no. 470.10,  
above ground approx. 900 mm

**Removable, with triangular locking mechanism**  
acc. to DIN 3223

**Removable, with Euro profile cylinder lock**  
three keys

<b>Approx.kg</b>	14.0	<b>ca. kg</b>	14.0
<b>Part-No.</b>	40154F	<b>Art.Nr.</b>	40154Z



*Suitable mounting material for this product:  
set of mounting bolts type 2VA*

**Part-No.**  
470.77

Further accessories pages 47



*Timeless and massive  
stainless steel post*



## Stainless steel post Ø 204 mm

grinded, with flat head,  
stationary



**Stationary for casting in concrete  
with ground anchor**

**For plugging down  
with base plate Ø 250 mm**

Total length in mm	Approx. 900	Approx. 1200	Approx. 600	Approx. 900
Approx.kg	10.0	13.0	10.0	13.0
Part-No.	40204	40205	40204P	40205P

### Removable

self-engaging lock,  
with hot-dip galvanized ground socket part-no. 470.10,  
above ground approx. 900 mm

**Removable, with triangular locking mechanism**  
acc. to DIN 3223

Approx.kg	15.5
Part-No.	40204F

**Removable, with Euro profile cylinder lock**  
three keys

Approx.kg	15.5
Part-No.	40204Z



*Suitable mounting material for this product:*

*set of mounting bolts type 2VA*

**Part-No.**

470.77

Further accessories page 47



### Stainless steel hoop Ø 48 mm

grinded surface



#### Without cross bar, for casting in concrete

Total width	Total height	Approx.kg	Part-No.
800 mm	1200 mm	9.0	449.09
1000 mm	1200 mm	9.5	449.12
1200 mm	1200 mm	10.0	449.13



#### With cross bar, for casting in concrete

Total width	Total height	Approx.kg	Part-No.
800 mm	1200 mm	11.0	449.21
1000 mm	1200 mm	12.5	449.22
1200 mm	1200 mm	13.5	449.23



#### Universal hoop, for casting in concrete

Total width	Total height	Approx.kg	Part-No.
300 mm	1200 mm	9.0	449.30



#### Round hoop, for casting in concrete

Total width	Total height	Approx.kg	Part-No.
460 mm	1200 mm	7.5	449.46
650 mm	1200 mm	8.0	449.65



#### Round hoop with cross bar, for casting in concrete

Total width	Total height	Approx.kg	Part-No.
650 mm	1200 mm	10.0	449.66

**Stainless steel hoop  
Ø 48 mm**

grinded surface,  
for plugging down, with base plate Ø 120 x 5 mm

**Without cross bar, for plugging down**

Total width	Total height	Approx.kg	Part-No.
800 mm	800 mm	7.5	449.09P
1000 mm	800 mm	8.0	449.12P
1200 mm	800 mm	9.0	449.13P

**With cross bar, for plugging down**

Total width	Total height	Approx.kg	Part-No.
800 mm	800 mm	10.0	449.21P
1000 mm	800 mm	11.0	449.22P
1200 mm	800 mm	12.0	449.23P

**Universal hoop, for plugging down**

Total width	Total height	Approx.kg	Part-No.
300 mm	800 mm	6.0	449.30P

**Round hoop, for plugging down**

Total width	Total height	Approx.kg	Part-No.
460 mm	800 mm	6.0	449.46P
650 mm	800 mm	7.0	449.65P

**Round hoop with cross bar, for plugging down**

Total width	Total height	Approx.kg	Part-No.
650 mm	800 mm	8.0	449.66P



Suitable mounting material for this  
product: set of mounting bolts type 1.2VA

**Part-No.**

470.762

Further accessories pages 47-54





### Stainless steel bicycle lean-on hoop Ø 48 mm

very attractive and functional design, ground surface

Approx.kg Part-No.

total width: approx. 1400 mm  
height above ground: approx. 850 mm

#### For casting in concrete

9.0 449.50

#### For plugging down

8.0 449.50P

with base plate Ø 120 mm  
pitch circle Ø 94 mm,  
3 holes Ø 14 mm

### Stainless steel bicycle lean-on hoop Ø 48 mm

miter-welded, for casting in concrete  
Ground surface



Total width	Total height	Approx.kg	Part-No.
500 mm	1200 mm	8.5	449.85
700 mm	1200 mm	9.0	449.86
1000 mm	1200 mm	9.5	449.87
1200 mm	1200 mm	10.5	449.88



### Ornamental bollard made of corten steel tube 80 x 80 mm

with flat head, approx. 900 mm above ground, surface raw, optical pre-rusted

#### Stationary, for casting in concrete

with ground anchor, total length: approx. 1200 mm

Approx.kg

9.0

Part-No.

4481

#### Stationary, to be fixed by plugs

with base plate 200 x 200 mm

8.5

4481P

#### Removable, with triangular locking mechanism

acc. to DIN 3223, self-engaging lock, with hot-dip galvanized ground socket part-no. 470.10, approx. 500 mm below ground



14.5

4481F





**Lean-on hoop made of corten steel**

for casting in concrete, total height: approx. 1100 mm, for casting in concrete, surface raw, optical pre-rusted

**U-profile 80 x 40 mm**

Total width	Approx.kg	Part-No.
750 mm	20.0	4450.075

**U-profile 80 x 40 mm**

with upper part made of stainless steel Ø 48 mm

Total width	Approx.kg	Part-No.
750 mm	21.5	4450.175



Lean on hoops are manufactured to order. Orders cannot be cancelled, these products cannot be returned.



## 3. Barrier elements



3.1 Tubular hoops	102 - 109
3.2 Access barriers	110 - 113
3.3 Height restriction barriers	114 - 117
3.4 Protective railing	118 - 123
3.5 City fence / railing	124 - 127





- Hoops for protection
- To secure sidewalks, separate roadways, block green areas from cars or protect trees and plants
- Suitable for production areas and stocks
- As lean-on hoop for bicycles

**Steel tube Ø 48 x 2.5 mm****Without cross bar, for casting in concrete****hot-dip galvanized****galvanized and white coated with red reflecting stripes****Total width      Total height      Approx.kg****Part-No.****Part-No.**

1000 mm	1000 mm	8.0
1500 mm	1000 mm	9.5
2000 mm	1000 mm	10.5

448.06
448.07
448.08

448.06B
448.07B
448.08B

700 mm	1200 mm	8.0
1000 mm	1200 mm	9.0
1200 mm	1200 mm	9.4

448.11
448.12
448.13

448.11B
448.12B
448.13B

500 mm	1400 mm	9.0
1000 mm	1400 mm	10.0
1500 mm	1400 mm	11.0
2000 mm	1400 mm	13.0
2500 mm	1400 mm	14.5

448.09
448.10
448.15
448.20
448.25

448.09B
448.10B
448.15B
448.20B
448.25B

**Without cross bar, for plugging down**

1000 mm	1000 mm	9.0
1500 mm	1000 mm	10.5
2000 mm	1000 mm	12.0

448.52
448.53
448.54

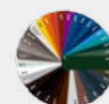
448.52B
448.53B
448.54B



Other color finishes possible; see page 7

Other dimensions available on request. Powder-coats are made to order.

Orders cannot be cancelled or deliveries returned.





Steel tube Ø 48 x 2.5 mm



With cross bar, for casting in concrete

hot-dip galvanized

galvanized and white coated with red reflecting stripes

Total width	Total height	Approx.kg
700 mm	1200 mm	10.0
1000 mm	1200 mm	11.5
1200 mm	1200 mm	12.5
500 mm	1400 mm	10.0
1000 mm	1400 mm	12.5
1500 mm	1400 mm	15.5
2000 mm	1400 mm	18.5
2500 mm	1400 mm	21.0

Part-No.

Part-No.

448.21  
448.22  
448.23

448.21B  
448.22B  
448.23B

448.31  
448.32  
448.33  
448.34  
448.35

448.31B  
448.32B  
448.33B  
448.34B  
448.35B




With cross bar, for plugging down

1000 mm	1000 mm	12.0	448.62
1500 mm	1000 mm	14.5	448.63
2000 mm	1000 mm	17.5	448.64

448.62B  
448.63B  
448.64B





## Steel tube Ø 60 x 2.5 mm



## Without cross bar, for casting in concrete

Total width	Total height	Approx.kg
1000 mm	1000 mm	9.5
1500 mm	1000 mm	11.5
2000 mm	1000 mm	13.0
700 mm	1200 mm	10.0
1000 mm	1200 mm	11.0
1200 mm	1200 mm	12.0
500 mm	1400 mm	11.0
1000 mm	1400 mm	12.5
1500 mm	1400 mm	14.5
2000 mm	1400 mm	16.0
2500 mm	1400 mm	18.0

## hot-dip galvanized

## Part-No.

465.06
465.07
465.08
465.11
465.12
465.13
465.09
465.10
465.15
465.20
465.25

galvanized and white coated with red reflecting stripes  
Part-No.

465.06B
465.07B
465.08B
465.11B
465.12B
465.13B
465.09B
465.10B
465.15B
465.20B
465.25B



## Without cross bar, for plugging down

1000 mm	1000 mm	11.0
1500 mm	1000 mm	13.0
2000 mm	1000 mm	14.5

465.52
465.53
465.54

465.52B
465.53B
465.54B



### Steel tube Ø 60 x 2.5 mm



hot-dip galvanized



galvanized and white coated with  
red reflecting stripes

#### With cross bar, for casting in concrete

Total width	Total height	Approx.kg
700 mm	1200 mm	12.0
1000 mm	1200 mm	14.5
1200 mm	1200 mm	15.5
500 mm	1400 mm	12.0
1000 mm	1400 mm	15.5
1500 mm	1400 mm	19.5
2000 mm	1400 mm	23.0
2500 mm	1400 mm	26.5

#### Part-No.

465.21
465.22
465.23
465.31
465.32
465.33
465.34
465.35

465.21B
465.22B
465.23B
465.31B
465.32B
465.33B
465.34B
465.35B



#### With cross bar, for plugging down

1000 mm	1000 mm	14.0
1500 mm	1000 mm	17.5
2000 mm	1000 mm	21.0

465.62
465.63
465.64

465.62B
465.63B
465.64B



Other dimensions, quantities available on request. Powder-coats are made to order. Orders cannot be cancelled or deliveries returned



Round hoops of steel tube  
Ø 48 X 2.5 mm



Approx.kg

Part-No.

**For casting in concrete,**  
steel tube Ø 48 mm, total height: approx. 1200 mm

**Without cross bar**  
total width: approx. 460 mm



hot-dip galvanized

7.0

448.046

hot-dip galvanized and coated  
color: green (RAL 6005)

7.0

448.046B

**Without cross bar**  
total width: approx. 650 mm



hot-dip galvanized

7.5

448.065

hot-dip galvanized and coated  
color: green (RAL 6005)

7.5

448.065B

**With cross bar**  
total width: approx. 650 mm



hot-dip galvanized

9.0

448.066

hot-dip galvanized and coated  
color: green (RAL 6005)

9.0

448.066B

### Optionally available with:


**Base plate** 100 x 150 mm  
(The total height changes to 900 mm)

add letter **P** to the part-no.



## Tree guard hoops

our tree guard hoops give an effective contribution to environmental protection. They help preserve valuable stocks of trees from impact by parking cars. They are also ideal for protecting lamps, etc.



## Tree guard hoops



### For casting in concrete

#### Steel tube Ø 48 x 2.5 mm

total width: approx. 750 mm

total height: approx. 1400 mm

#### Steel tube Ø 60 x 2.5 mm

total width: approx. 800 mm

total height: approx. 1450 mm

	Approx.kg	Part-No.	Approx.kg	Part-No.
hot-dip galvanized	8.5	443.00	11.0	463.00
hot-dip galvanized and coated color: green (RAL 6005)	8.5	443.00B	11.0	463.00B



## Universal hoop



### For casting in concrete

#### Steel tube Ø 48 mm

total width: approx. 300 mm

total height: approx. 1400 mm

#### Steel tube Ø 60 mm

total width: approx. 400 mm

total height: approx. 1400 mm

	Approx.kg	Part-No.	Approx.kg	Part-No.
hot-dip galvanized	8.0	448.70	10.5	465.70
hot-dip galvanized and coated color: green (RAL 6005)	8.0	448.70B	10.5	465.70B



### Anti-nudge hoop for trees and posts

steel tube construction with 2 hoops Ø 60 mm with welded-on cross-bars Ø 48 mm for nesting



#### For casting in concrete

Total width	Total depth	Height above ground	Approx.kg	Part-No.	Part-No.
600 mm	600 mm	650 mm	21.5	465.066	465.066B
800 mm	800 mm	800 mm	25.5	465.068	465.068B



#### For plugging down

For plugging down				hot-dip galvanized	galvanized and white coated with red reflecting stripes
Total width	Total depth	Height above ground	Approx.kg	Part-No.	Part-No.
600 mm	600 mm	650 mm	19.0	465.066P	465.066PB
800 mm	800 mm	800 mm	24.0	465.068P	465.068PB



Also available in yellow/black, see page 174



*Safety barriers for dangerous areas !*

### Guard hoops

steel tube Ø 76 x 2.6 mm  
without cross bar



#### For casting in concrete

Total width	Total height	Approx.kg	Part-No.	Part-No.
1000 mm	1500 mm	17.5	475.10	475.10B
1500 mm	1500 mm	19.5	475.15	475.15B
2000 mm	1500 mm	22.5	475.20	475.20B
2500 mm	1500 mm	24.5	475.25	475.25B
750 mm	1000 mm	13.0	477.05	477.05B
1000 mm	1000 mm	14.0	477.06	477.06B
750 mm	1500 mm	16.0	477.08	477.08B



#### For plugging down

750 mm	650 mm	9.5	477.05P	477.05PB
1000 mm	650 mm	11.0	477.06P	477.06PB
750 mm	1150 mm	14.5	477.08P	477.08PB
1000 mm	1150 mm	15.5	477.09P	477.09PB

### Universal hoop

steel tube Ø 76 x 2.6 mm



#### For casting in concrete

400 mm	1000 mm	11.0	477.04	477.04B
400 mm	1500 mm	14.5	477.07	477.07B



#### For plugging down

400 mm	650 mm	9.5	477.04P	477.04PB
400 mm	1150 mm	12.5	477.07P	477.07PB



**Access barriers**

removable, revolving, round steel tube Ø 60 mm,  
with triangular locking mechanism acc. to DIN 3223,  
including hot-dip galvanized ground sockets part  
no. 460.10 and item no. 460.40  
total height: approx. 1400 mm  
above ground: approx. 1000 mm

**Without quarter-bent bar**

Total width in mm	1000	1500	2000	2500
hot-dip galvanized				
Part-No.	465.10F	465.15F	465.20F	465.25F
Approx.kg	16.5	18.5	20.0	22.0

**hot-dip galvanized and white coated with red reflecting stripes**





Part-No.	465.10FB	465.15FB	465.20FB	465.25FB
Approx.kg	16.5	18.5	20.0	22.0

**With quarter-bent bar**

hot-dip galvanized				
Part-No.	465.32F	465.33F	465.34F	465.35F
Approx.kg	20.0	23.0	27.0	30.5

**hot-dip galvanized and white coated with red reflecting stripes**

Part-No.	465.32FB	465.33FB	465.34FB	465.35FB
Approx.kg	20.0	21.0	27.0	30.5



Other color finishes possible; see page 7



**Access barriers**

with triangular lock,  
acc. to DIN 3223, swing-back, consists of:

**1 stationary post, revolving**

square tube 70 x 70 mm, above ground 900 mm

**1 removable post, with triangular locking**

**mechanism** DIN 3223, square tube 70 x 70 mm

**1 ground socket, part.-No. 470.10**

square tube 80 x 80 mm, 500 mm long

**1 top bar**

Square tube 60 x 40 mm

**With top bar**

Total width in mm	1500	2000	2500	3000
hot-dip galvanized				
Part-No.	410.15	410.20	410.25	410.30
Approx.kg	25.5	27.5	29.5	31.0

**hot-dip galvanized and white coated with red reflecting stripes**



Part-No.	410.15B	410.20B	410.25B	410.30B
Approx.kg	25.5	27.5	29.5	31.0

**With top and quarter-bent bar****hot-dip galvanized**

Part-No.	412.15	412.20	412.25	412.30
Approx.kg	31.0	34.5	38.5	42.0

**hot-dip galvanized and white coated with red reflecting stripes**

Part-No.	412.15B	412.20B	412.25B	412.30B
Approx.kg	31.0	34.5	38.5	42.0



Note for your order: additional ground sockets (type 470.10) for settling the barrier ordered directly (extra charge)

Access barriers with Euro profile cylinder lock on request. A version that can also be taken out on both sides is also available.



## Stationary access barriers

for bolting on site, including bolts, consists of:

### 2 stationary posts

square tube 70 x 70 mm, above ground 900 mm, with ground anchor, below ground 400 mm

### 1 cross bar

square tube 60 x 40 mm



## With top bar

Total width in mm	1500	2000	2500	3000
hot-dip galvanized				
Part-No.	414.15	414.20	414.25	414.30
Approx.kg	19.5	21.5	23.5	25.0

## hot-dip galvanized and white coated with red reflecting stripes

Part-No.	414.15B	414.20B	414.25B	414.30B
Approx.kg	19.5	21.5	23.5	25.0


## With top and quarter-bent bar

### hot-dip galvanized

Part-No.	416.15	416.20	416.25	416.30
Approx.kg	25.0	29.0	32.5	36.0

## hot-dip galvanized and white coated with red reflecting stripes

Part-No.	416.15B	416.20B	416.25B	416.30B
Approx.kg	25.0	29.0	32.5	36.0





## Stationary access barriers

for bolting on site, including bolts, consists of:

### 2 stationary posts

square tube 70 x 70 mm, above ground 900 mm  
total height: 1300 mm

### 1 cross bar

square tube 60 x 40 mm



### With top bar



Total width in mm      1500                      2000                      2500

hot-dip galvanized

Part-No.                      4014.15                      4014.20                      4014.25

Approx.kg                      19.0                      21.0                      23.0



hot-dip galvanized and white coated with red reflecting stripes

Part-No.                      4014.15B                      4014.20B                      4014.25B

Approx.kg                      19.0                      21.0                      23.0

### With top and quarter-bent bar



hot-dip galvanized

Part-No.                      4016.15                      4016.20                      4016.25

Approx.kg                      24.0                      28.0                      32.0



hot-dip galvanized and white coated with red reflecting stripes

Part-No.                      4016.15B                      4016.20B                      4016.25B

Approx.kg                      24.0                      28.0                      32.0



Access barriers as welded frame are manufactured to order. Other widths on request. Subject to change. Orders cannot be cancelled, access barriers cannot be returned.

**Height restriction barriers**

stationary, with cable pull

**Vertical clearance variably turnable**

1800 - 2800 mm

**Height above ground**

approx. 3000 mm

**2 square posts**

steel tube Ø 102 mm

hot-dip galvanized and white coated

**Cross bar**

aluminium 100 x 50 mm

white coated with red reflecting stripes



Cross tube length	Approx.kg	Part-No.
3000 mm	78.5	417.302B
4000 mm	81.0	417.402B
5000 mm	83.5	417.502B
6000 mm	86.0	417.602B
7000 mm	91.0	417.702B
8000 mm	93.5	417.802B
9000 mm	96.0	417.902B

**Optionally available with:****Base plate**

360 x 360 x 8 mm including 4 holes Ø 21 mm  
hole pitch 260 x 260 mm

add letter **P** to the part-no.**Additionally available:**

for all height restriction barriers with cross-bar 100 x 50 mm

**Barrier of aluminium tube**

Ø 40 mm, white coated with red reflecting stripes,  
universal mounting incl. chain for mounting at  
cross-bar of height restriction barrier



Length	Approx.kg	Part-No.
2000 mm	2.1	417.B02
3000 mm	3.2	417.B03
4000 mm	4.3	417.B04
6000 mm	6.4	417.B06

*Pay attention: the max. height decreases 200 mm by the barrier***Holding for signs**

flat steel with universal holding  
for mounting on cross-bar of height  
restriction barrier, for sign Ø 420 mm

hot-dip galvanized, white coated

Approx.kg

0.7

Part-No.

417.98

## Height restriction barriers

### Pivotable horizontally

with cable pull, lock opened or closed by pin,  
white coated with red reflecting stripes

### Vertical clearance variably turnable

1800 - 2800 mm

### Height above ground

approx. 3000 mm

### 1 piece

#### Revolving post


steel tube Ø 102 mm

hot-dip galvanized and white coated

#### Cross bar

aluminium 100 x 50 mm

white coated with red reflecting stripes



## For casting in concrete

Cross tube length	Approx.kg	For padlock Part-No.	Triangular lock Part-No.	Euro profile cylinder lock Part-No.
2000 mm	57.5	417.201VB	417.201FB	417.201ZB
2500 mm	58.5	417.251VB	417.251FB	417.251ZB
3000 mm	60.0	417.301VB	417.301FB	417.301ZB
3500 mm	61.0	417.351VB	417.351FB	417.351ZB
4000 mm	62.0	417.401VB	417.401FB	417.401ZB
4500 mm	63.5	417.451VB	417.451FB	417.451ZB


### Optionally available with:

#### Base plate

360 x 360 x 8 mm including 4 holes Ø 21 mm  
hole pitch 260 x 260 mm

add letter **P** to the part-no.

### Split in 2 parts



### Optional mobile high restriction barrier

To mount on concrete set-up device (600 kg, 3F120) by adaptation,  
can be moved by crane or fork lift,  
optional with base jack 70670N for uneven ground.

Add **PM** to part-no.





## Height restriction barriers

hot-dip galvanized and white  
coated with red reflecting  
stripes



### Stationary, 70 x 70 mm for casting in concrete

**2 posts** of steel tube **70 x 70 mm**,  
total height: approx. 2500 mm  
**1 cross bar** **60 x 40 mm**, steel tube,  
clear height: approx. 2000 mm

#### Total width

3000 mm  
4000 mm

#### Approx.kg

42.5  
45.0

#### Part-No.

417.31B  
417.41B

### Stationary, 100 x 100 mm for casting in concrete

**2 square posts** of steel tube **100 x 100 mm**,  
total height: approx. 3000 mm **1 cross bar**  
made of aluminium tube, **100 x 50 mm**,  
clear height: approx. 2300 mm

3000 mm  
4000 mm  
5000 mm  
6000 mm

66.2  
68.5  
71.0  
73.5


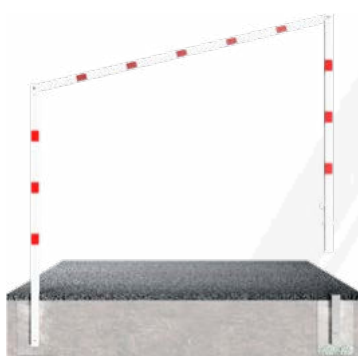

417.32B  
417.42B  
417.52B  
417.62B

### Optionally available with:

#### Base plate

360 x 360 x 8 mm including 4 holes Ø 21 mm  
hole pitch 260 x 260 mm

add letter **P** to the part-no.



### Pivotal, 70 x 70 mm for casting in concrete

#### 1 post

of steel tube **70 x 70 mm** square tube,  
stationary, for casting in concrete,  
total height: approx. 2500 mm

#### Total width

3000 mm  
4000 mm

#### Approx.kg

38.5  
44.0

#### Part-No.

417.30B  
417.40B

#### 1 post

of steel tube **70 x 70 mm**  
removable, with triangular locking  
mechanism, **incl. ground socket**  
470.10 approx. 500 mm below ground

#### 1 cross bar

of steel tube **60 x 40 mm**  
clear height: approx. 2000 mm

Protects gateways, halls with limited height, subways, etc.

## Barrier

aluminium profile

height: 100 mm, with protecting caps on the sides white coated with red reflecting stripes  
incl. 2 x 1 m steel chain galvanized



	Length	Approx.kg	Part-No.
Reflecting one-sided	2000 mm	3.5	4117.20B
	3000 mm	5.0	4117.30B
	4000 mm	6.0	4117.40B
	5000 mm	7.0	4117.50B
	6000 mm	8.5	4117.60B
Reflecting both-sided	2000 mm	3.5	4217.20B
	3000 mm	5.0	4217.30B
	4000 mm	6.0	4217.40B
	5000 mm	7.0	4217.50B
	6000 mm	8.5	4217.60B

Clearly visible crash guard for posts, pillars, poles etc.

## Crash guard angle

made of aluminium plate with 4 bores Ø 8 mm for plugging down  
height 1000 mm  
angular dimension 120 mm  
white/red reflecting



Approx.kg  
Part-No.

1.3  
4317RB



1.3  
4317LB



These products are also available in yellow/black;  
see work site protection page 180



Protective railing as safety railing in special hazard areas. The railing system is made for casting in concrete or for plugging down and available with base plate.

### Protective railing


#### Steel tube 70 x 70 mm

with top and quarter-bent bar  
steel tube 60 x 40 mm,  
height above ground: approx. 1000 mm  
for assembling bolts




#### Fixed post for casting in concrete

Approx.kg



hot-dip galvanized

Part-No.



Hot-dip galvanized and white  
coated with red reflecting stripes  
Part-No.

#### End post

for top and quarter-bent bar

8.0

4270

4270B

#### Middle post

for top and quarter-bent bar

8.5

4271

4271B

#### Corner post

for top and quarter-bent bar 90°

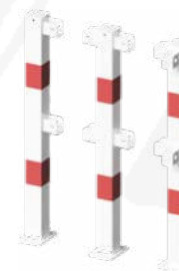
8.5

4273

4273B

#### Fixed post for plugging down

with base plate 100 x 150 mm



#### End post

for top and quarter-bent bar

6.5

4270P

4270PB

#### Middle post

for top and quarter-bent bar

7.0

4271P

4271PB

#### Corner post

for top and quarter-bent bar 90°


7.0

4273P

4273PB

#### Cross bar

steel tube 60 x 40 mm  
including fastening bolts



Tube length Approx.kg

hot-dip galvanized

Part-No.

Hot-dip galvanized and white  
coated with red reflecting stripes  
Part-No.

800 mm

3.0

4208

4208B

1300 mm

5.0

4213

4213B

1800 mm

7.0

4218

4218B

2300 mm

8.5

4223

4223B



The cross bars are simply placed in the brackets of the stationary post and bolted in place. (Suitable as temporary guard without bolts). Also available in yellow / black design; see work site protection page 175.



Separating traffic lanes, sidewalks, etc.  
Installation is very simple: assemble,  
cast in concrete or plug down – that's it.

## Protective railing


Steel tube Ø 48 mm

variable plugging,

height above ground: approx. 1000 mm



### For casting in concrete



hot-dip galvanized

hot-dip galvanized and white  
coated with red reflecting stripes

Approx.kg

Part-No.

End post

5.5

448.80

448.80B

Middle post

7.5

448.81

448.81B

Corner Post

9.5

448.815

448.815B

### For plugging down

with base plate 100 x 150 mm



hot-dip galvanized

hot-dip galvanized and white  
coated with red reflecting stripes

Approx.kg

Part-No.

End post

5.0

448.80P

448.80PB

Middle post

7.0

448.81P

448.81PB

Corner Post

9.0

448.815P

448.815PB

### Cross bar

steel tube Ø 48 mm



Tube length

Grid site

Approx.kg

hot-dip galvanized

hot-dip galvanized and white  
coated with red reflecting stripes

Part-No.

500 mm

1000 mm

1.5

448.42

448.42B

1000 mm

1500 mm

3.0

448.43

448.43B

1500 mm

2000 mm

4.5

448.44

448.44B



For the suitable mounting material see page 47.  
Also available in yellow / black design; see page 175



## Safety fencing

for exposed areas of danger

### Example of use:



The fence panels are fixed to the vertical posts so as to allow setting at different degrees or angles. One edge of the panel fence cross bars always points upwards to avoid misuse.

### Fence panel

40 x 40 mm square tube with Ø 20 mm steel tube, welded rods, spacing between the vertical rods: 100 mm, height: 950 mm, total height assembled 1050 mm



418.15BR

	Center spacing	Approx.kg	Part-No.
<b>hot-dip galvanized</b>	750 mm	16.5	418.07
	1500 mm	23.0	418.15
	2000 mm	31.0	418.20
<b>hot-dip galvanized and coated white</b>	750 mm	16.5	418.07BW
	1500 mm	23.0	418.15BW
	2000 mm	31.0	418.20BW
<b>hot-dip galvanized and coated red</b>	750 mm	16.5	418.07BR
	1500 mm	23.5	418.15BR
	2000 mm	31.0	418.20BR

### Fixed post

of square tube 60 x 60 mm, with steel cap, for casting in concrete  
total height: 1500 mm

#### Middle post with 4 connecting clips

hot-dip galvanized	6.0	418.00
hot-dip galvanized and white coated	6.0	418.00B

#### End post with 2 connecting clips

hot-dip galvanized	6.0	418.02
hot-dip galvanized and white coated	6.0	418.02B



418.00



418.02



Other color finishes possible; see page 7



## Safety railings

are assembled from prefabricated parts on site. Hinge joints make the railings very flexible. The hinge joints can be positioned vertically and horizontally, up to 90°.



## Fixed post for top bar

For casting in concrete

steel tube Ø 60 mm, with aluminium ball head, total length: approx. 1500 mm

		hot-dip galvanized	hot-dip galvanized and coated (RAL 7016)
	ca.kg	Part-No.	Part-No.
end post for top bar	5.4	467.01	467.01B
middle post for top bar	5.4	467.02	467.02B
corner post for top bar	5.4	467.03	467.03B

## Fixed post for top and quarter-bent bar

For casting in concrete

end post for top and quarter-bent bar	5.4	467.11	467.11B
middle post for top and quarter-bent bar	5.4	467.12	467.12B
corner post for top and quarter-bent bar	5.4	467.13	467.13B

## Fixed post for border railings

For casting in concrete

steel tube Ø 60 mm, with aluminium ball head  
total length: approx. 800 mm

end post	2.9	467.04	467.04B
middle post	2.9	467.05	467.05B
corner post	2.9	467.06	467.06B

## Cross bar for safety railing or border railing

steel tube Ø 33.7 mm, length: 2000 mm, including aluminium connecting sockets for straight horizontal position

5.5	467.20	467.20B
-----	--------	---------

## Aluminium joint

can be used up to 90°, for different slopes and angle positions

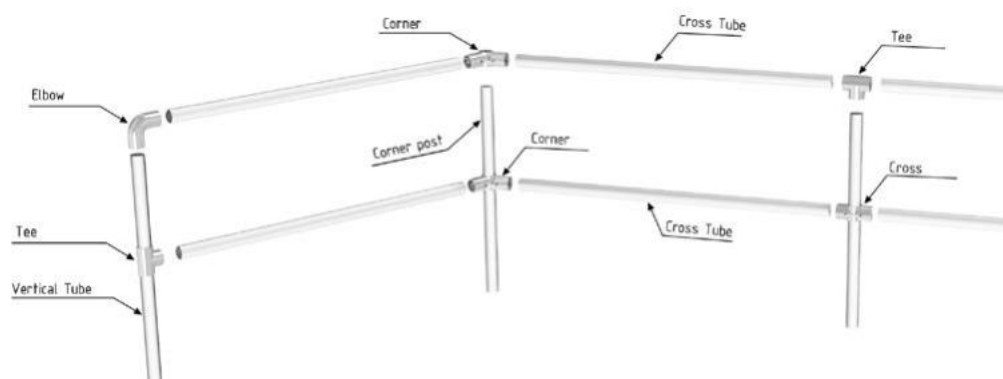
0.5	467.24	467.24B
-----	--------	---------







Security fencing at sport fields or other fencing where events are taking place.



### Barrier

steel tube Ø 60 mm  
hot-dip galvanized



	Length	Approx.kg	Part-No.
<b>Vertical tube</b>	1500 mm	4.3	419.10
<b>Corner post</b>	1500 mm	4.3	419.105
<b>Cross tube</b>	1500 mm	4.3	419.11
	2000 mm	5.8	419.12
	2500 mm	7.2	419.13
	3000 mm	8.6	419.14



**Aluminium-Elbow**

0.3 419.18

**Aluminium-Tee**

0.3 419.19

**Aluminium-Cross**

0.2 419.09

2 half shells with 2 bolts and nuts

**Aluminium-Corner**

0.4 419.08

2 half shells with 2 bolts and nuts

### Safety fence

for safety in areas of danger, embankments, river courses, enclosures, etc.



418.35

### Fence panel element

steel tube Ø 33.7 mm with Ø 16 mm rods and welded connecting clips  
center spacing: 1500 mm, can be used approx. to 90°  
height: 900 mm

hot-dip galvanized

11.8 418.35

hot-dip galvanized and white coated

11.8 418.35B

### Fixed post

steel tube Ø 60 mm  
total length: approx. 1500 mm

### End post with 2 connecting clips

hot-dip galvanized

5.5 418.42

hot-dip galvanized and white coated

5.5 418.42B

### Middle post with 4 connecting clips

hot-dip galvanized

5.5 418.44

hot-dip galvanized and white coated

5.5 418.44B



418.42



418.44

**Traffic safety fencing systems**

for higher safety on public roads, separate traffic lanes, for personal safety and guidance system, etc. Easy assembly on site with prefabricated elements that can be exchanged without problem. Can be installed at all angles on slopes and inclines. Powder-coated in common RAL colors (see page 7).

**Fixed post**

steel tube Ø 60 mm, fixed post for casting in concrete  
with ground anchor

	Length	Approx.kg	Part-No.	hot-dip galvanized Part-No.
with cover	1500 mm	4.5	419.600	419.600B
with ball head	1500 mm	4.5	419.602	419.602B

**Fixed post**

steel tube Ø 60 mm, for plugging down  
with base plate 100 x 150 mm

with cover	1000 mm	4.5	419.601	419.601B
with ball head	1000 mm	4.5	419.603	419.603B

**Cross bar**

steel tube Ø 60 mm,  
including connection elements

grid sizes: 1130 mm	1000 mm	4.5	419.610	419.610B
grid sizes: 1630 mm	1500 mm	5.5	419.615	419.615B
grid sizes: 2130 mm	2000 mm	6.5	419.620	419.620B
grid sizes: 2630 mm	2500 mm	8.0	419.625	419.625B

**Connection element**

(loose) for traffic protection system  
(clip, splay, plastic plates, bolts and nuts)

0.3	419.699	419.699B
-----	---------	----------



Other color finishes possible; see page 7




**City fence**

city fences for safety, perfect layout  
also for curved areas hinged clips.

**Fixed post**

70 x 70 mm square tube with steel cap  
hot-dip galvanized and coated DB 703  
height above ground: 1000 mm  
for casting in concrete

**Approx.kg****With flat head  
Part-No.****With ornamental head  
Part-No.**

**Middle post**  
**End post**

7.9  
7.9

418.7804B  
418.7802B

418.7814B  
418.7812B

**Fence element**

horizontal steel tubes 30 x 30 mm  
diagonal steel tubes 25 x 25 mm

**Center spacing**

1000 mm 7.2  
1500 mm 10.4

418.710B  
418.715B



The fence panels are fastened to the vertical post; the design of the fastening permits different degree and angle positions.



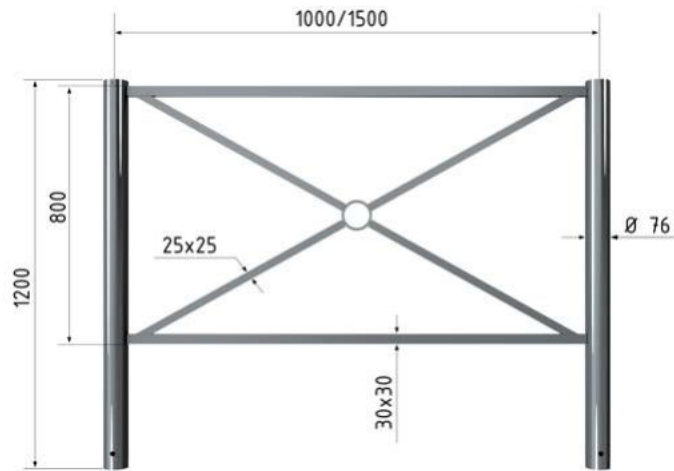
Special color RAL 3004

### City fence

for safety in town, perfect layout, unobtrusive

### City fence element

vertical steel tubes Ø 76 mm  
horizontal steel tubes 30 x 30 mm  
diagonal steel tubes 25 x 25 mm  
total height: 1200 mm  
hot-dip galvanized and powder-coated DB703



	Length	Approx.kg	Part-No.
with flat head	1000 mm	18.0	418.7040B
with flat head	1500 mm	21.0	418.7045B
with ball head	1000 mm	18.0	418.7440B
with ball head	1500 mm	21.0	418.7445B



Special color RAL 3004



Other color finishes possible; see page 7



**Safety barriers**

a stable, attractive barrier to go with our post item no. 478B

**Fixed post**

steel tube Ø 76 mm, with ball head,  
hot-dip galvanized and coated  
RAL 7016, total length: approx. 1300 mm

Approx.kg

Part-No.

end post with 2 connecting clips

7.0

478.02B

middle post with 4 connecting clips

7.0

478.04B

ground rosette bolts

1.3

478RB

**Frame element**

steel tube Ø 33.7 mm, with welded-on connecting clips,  
center distance: 2000 mm  
(post center to post center), for use up to 90°

hot-dip galvanized and coated RAL 7016

8.0

478.20B

**Border railing with cross bar made of flat bar steel**

approx. 500 mm above ground, hot-dip galvanized  
and coated green (RAL 6005). Easy assembly and  
setup.

**Fixed post**

steel tube Ø 60 mm, with ball head and socket,  
total length: approx. 800 mm

Approx.kg

Part-No.

end post

3.0

40673B

middle post

3.0

40674B

corner post

3.0

40675B

**Flat bar steel 45 x 15 mm**

hot-dip galvanized and coated

total length 1000 mm

5.5

40676B

total length 1500 mm

8.0

40677B

total length 2000 mm

10.5

40678B



## 4. Barrier gates



4.1 Swing barriers	128 - 131, 136
4.2 Access barriers	132 - 133
4.3 Manuel barriers	134 - 135

Barrier posts

Stainless steel

Barrier elements

Barrier gates

Outdoor equipment

Work site protection





## Swiveling gates

can be swiveled horizontally, no supporting post. Locking mechanism can be closed or opened using a locking pin, fitted for a padlock or triangular locking mechanism acc. to DIN 3223 or Euro profile cylinder lock.

**Swiveling post:** steel tube Ø 102 mm

**Barrier arm:** steel tube Ø 60 mm

**Height:** approx. 950 mm above ground




For casting in concrete, hot-dip galvanized

Total width	Approx.kg	For padlocks Part-No.	With triangular lock Part-No.	With Euro profile cylinder lock Part-No.
1500 mm	33.0	413.151V	413.151F	413.151Z
2000 mm	36.5	413.201V	413.201F	413.201Z
2500 mm	40.0	413.251V	413.251F	413.251Z
3000 mm	43.5	413.301V	413.301F	413.301Z
3500 mm	47.0	413.351V	413.351F	413.351Z

For casting in concrete, hot-dip galvanized and red coated with white reflecting rings

Total width	Approx.kg	For padlocks Part-No.	With triangular lock Part-No.	With Euro profile cylinder lock Part-No.
1500 mm	33.0	413.151VB	413.151FB	413.151ZB
2000 mm	36.5	413.201VB	413.201FB	413.201ZB
2500 mm	40.0	413.251VB	413.251FB	413.251ZB
3000 mm	43.5	413.301VB	413.301FB	413.301ZB
3500 mm	47.0	413.351VB	413.351FB	413.351ZB



### Recommended foundation dimensions:

width: 550 x 550 mm  
depth: 900 mm

### Optionally available with:

#### Base plate for plugging down

360 x 360 x 8 mm including 4 holes Ø 21 mm  
hole pitch 260 x 260 mm

add letter **P** to the part-no.

**Swing barrier**

barrier swings horizontally with no supporting post. Locking mechanism can be closed or opened using a pin latching automatically in four positions (every 90°), fitted for a padlock or with triangular locking mechanism acc. to DIN 3223 or Euro profile cylinder lock

**Swiveling post:** steel tube Ø 102 mm

**Barrier arm:** steel tube 60 x 40 mm

**Height:** approx. 950 mm above ground



**For casting in concrete, hot-dip galvanized**

Total width	Approx.kg	For padlocks Part-No.	With triangular lock Part-No.	With Euro profile cylinder lock Part-No.
1500 mm	33.0	4013.15V	4013.15F	4013.15Z
2000 mm	37.0	4013.20V	4013.20F	4013.20Z
2500 mm	41.0	4013.25V	4013.25F	4013.25Z
3000 mm	44.5	4013.30V	4013.30F	4013.30Z
3500 mm	48.0	4013.35V	4013.35F	4013.35Z

**For casting in concrete, hot-dip galvanized and white coated with red reflecting rings**

Total width	Approx.kg	For padlocks Part-No.	With triangular lock Part-No.	With Euro profile cylinder lock Part-No.
1500 mm	33.0	4013.15VB	4013.15FB	4013.15ZB
2000 mm	37.0	4013.20VB	4013.20FB	4013.20ZB
2500 mm	41.0	4013.25VB	4013.25FB	4013.25ZB
3000 mm	44.5	4013.30VB	4013.30FB	4013.30ZB
3500 mm	48.0	4013.35VB	4013.35FB	4013.35ZB



**Recommended foundation dimensions:**

width: 550 x 550 mm

depth: 900 mm

**Optionally available with:****Base plate for plugging down**

360 x 360 x 8 mm including 4 holes Ø 21 mm  
hole pitch 260 x 260 mm

add letter **P** to the part-no.



## Swing barrier

barrier can be swiveled horizontally, with pull rope reinforcement. Locking mechanism closed or opened by pin locking in four positions (every 90°), fitted for a padlock or with triangular locking mechanism acc. to DIN 3223 or Euro profile cylinder lock.

**Swiveling post:** steel tube Ø 102 mm, hot-dip galvanized and coated red

**Barrier arm:** aluminium tube 100 x 50 mm, coated white with red reflecting stripes

**Height:** approx. 950 mm above ground



### For casting in concrete

Barrier arm length		Approx.kg	For padlock Part-No.	With triangular lock Part-No.	With Euro profile cylinder lock Part-No.
1500 mm		32.0	4113.15VB	4113.15FB	4113.15ZB
2000 mm		33.0	4113.20VB	4113.20FB	4113.20ZB
2500 mm		34.0	4113.25VB	4113.25FB	4113.25ZB
3000 mm		35.0	4113.30VB	4113.30FB	4113.30ZB
3500 mm		36.0	4113.35VB	4113.35FB	4113.35ZB



### Recommended foundation dimensions:

width: 550 x 550 mm  
depth: 900 mm

### Optionally available with:

#### Base plate for plugging down

360 x 360 x 8 mm including 4 holes Ø 21 mm  
hole pitch 260 x 260 mm

add letter **P** to the part-no.



## Swing barrier

barrier can be swiveled horizontally, with bracing tube and pull rope reinforcement. Locking mechanism at the swiveling post closed or opened by pin locking in 4 positions (every 90°), fitted for a padlock or with triangular locking mechanism acc. to DIN 3223 or Euro profile cylinder lock, including two supporting posts.

**Swiveling post:** steel tube Ø 102 mm, hot-dip galvanized and red coated

**Barrier arm:** aluminium tube 100 x 50 mm, coated white with red reflecting stripes


**Supporting post:** steel tube 70 x 70 mm, hot-dip galvanized and white coated (2 pieces)

**Height:** approx. 950 mm above ground



### For casting in concrete

Barrier arm length	Approx.kg	For padlock Part-No.	With triangular lock Part-No.	With Euro profile cylinder lock Part-No.
3000 mm	58.0	4213.30VB	4213.30FB	4213.30ZB
3500 mm	60.0	4213.35VB	4213.35FB	4213.35ZB
4000 mm	62.0	4213.40VB	4213.40FB	4213.40ZB
4500 mm	64.0	4213.45VB	4213.45FB	4213.45ZB
5000 mm	66.0	4213.50VB	4213.50FB	4213.50ZB
5500 mm	68.0	4213.55VB	4213.55FB	4213.55ZB
6000 mm	70.0	4213.60VB	4213.60FB	4213.60ZB



### Recommended foundation dimensions:

#### Swiveling post

width: 550 x 550 mm

depth: 900 mm

#### Supporting post

width: 400 x 400 mm

depth: 900 mm

### Optionally available with:

#### Base plate for plugging down

1 x swiveling post base plate 360 x 360 x 8 mm  
incl. 4 holes Ø 21 mm, hole pitch 260 x 260 mm.

2 x base plates for supporting post 220 x 220 x 8 mm  
incl. 4 holes Ø 21 mm, hole pitch 140 x 140 mm.

add letter **P** to part-no.

**Access barrier**

**Main support:** steel construction 70 x 70 mm square tube with ground plate 360 x 360 x 8 mm for plugging down, including 4 holes Ø 20 mm for anchors, hot-dip galvanized and powder-coated red

**Supporting post:** steel tube 70 x 70 mm with ground plate 220 x 220 x 8 mm including 4 holes Ø 20 mm for anchors

**Barrier arm:** thick-walled Ø 80 mm aluminium tube with counterweight, uncoated with white/red reflecting stripes

**Locking mechanism:** at the supporting post, can be fixed by the main support pin when the arm is open

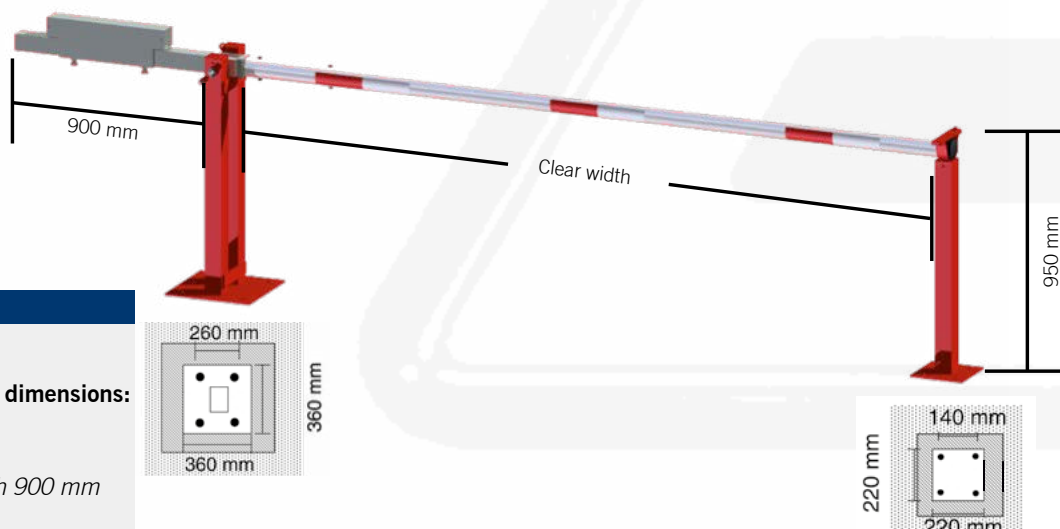
**Total width:** clear width + approx. 900 mm

**Height:** approx. 950 mm above ground



Clear width	Approx.kg	For padlock Part-No.	With triangular lock Part-No.	With Euro profile cylinder lock Part-No.
3000 mm	74.0	411.30VPB	411.30FPB	411.30ZPB
4000 mm	76.0	411.40VPB	411.40FPB	411.40ZPB
5000 mm	100.5	411.50VPB	411.50FPB	411.50ZPB
6000 mm	124.5	411.60VPB	411.60FPB	411.60ZPB
7000 mm	125.5	411.70VPB	411.70FPB	411.70ZPB

	Approx.kg	Part-No.
<b>Set of mounting bolts type 3</b> to be fixed by plugs	0.4	470.73
<b>Set of ground sockets</b> with ground anchor plate for main and supporting posts, <b>for casting in concrete</b> , hot-dip galvanized, including bolts M16	17.5	411.92
<b>Pull rope reinforcement</b>	0.5	411.95

**Recommended foundation dimensions:**  
**Main support**

width 550 x 550 mm, depth 900 mm

**Supporting post**

width 400 x 400 mm, depth 900 mm

## Access barrier

**Main support:** steel construction  
70 x 70 mm square tube with ground plate  
360 x 360 x 8 mm for plugging down,  
including 4 holes Ø 20 mm for anchor,  
hot-dip galvanized and powder-coated red

**Barrier arm:** thick-walled Ø 80 mm  
aluminium tube with counterweight,  
uncoated with white/red reflecting stripes

**Swing post:** aluminium tube with foot

**Locking mechanism:** at the main support  
with a locking pin, for fixing the arm in open  
or closed position

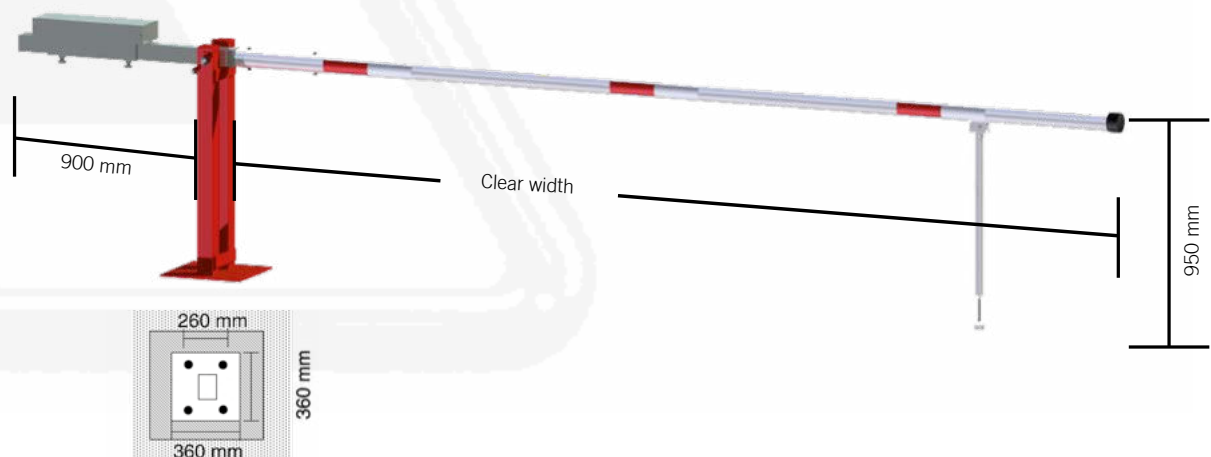
**Total width:** clear width + approx. 900 mm

**Height:** approx. 950 mm above ground



Clear width	Approx.kg	For padlock Part-No.	With triangular lock Part-No.	With Euro profile cylinder lock Part-No.
3000 mm	66.0	411.31VPB	411.31FPB	411.31ZPB
4000 mm	90.0	411.41VPB	411.41FPB	411.41ZPB
5000 mm	114.0	411.51VPB	411.51FPB	411.51ZPB
6000 mm	117.0	411.61VPB	411.61FPB	411.61ZPB
7000 mm	140.0	411.71VPB	411.71FPB	411.71ZPB

	Approx.kg	Part-No.
<b>Set of mounting bolts type</b> to be fixed by plugs	0.2	470.72
<b>Ground socket</b> with ground anchor plate for main support, <b>for casting in concrete</b> , hot-dip galvanized, including bolts M16	12.5	411.91
<b>Pull rope reinforcement</b>	0.5	411.95





**Manual barrier****With pneumatic spring and fixed pole support****Main support:** steel construction 120 x 80 mm square tube with base plate 360 x 360 x 8 mm for plugging down, including 4 holes Ø 20 mm for anchor, hot-dip galvanized and powder-coated red, barrier arm can be fixed in open and closed position**Supporting post:** steel tube 70 x 70 mm with base plate 220 x 220 x 8 mm, including 4 holes Ø 20 mm for anchor**Barrier arm:** thick-walled Ø 80 mm aluminium tube, powder-coated with red reflecting stripes**Locking mechanism at the post support****Total width:** clear width + approx. 180 mm**Height:** approx. 950 mm above ground

Clear width	Approx. kg	For padlock Part-No.	With triangular lock Part-No.
3000 mm	48.5	415.30VPB	415.30FPB
4000 mm	51.5	415.40VPB	415.40FPB
5000 mm	54.0	415.50VPB	415.50FPB
6000 mm	57.0	415.60VPB	415.60FPB
7000 mm	60.0	415.70VPB	415.70FPB

Clear width	Approx. kg	Part-No..	Triangular locking mechanism and Euro profile cylinder lock at the main support Part-No.
3000 mm	54.0	415.30ZPB	415.30FZPB
4000 mm	57.0	415.40ZPB	415.40FZPB
5000 mm	60.0	415.50ZPB	415.50FZPB
6000 mm	62.5	415.60ZPB	415.60FZPB
7000 mm	64.0	415.70ZPB	415.70FZPB

**Set of mounting bolts type 3**

to be fixed by plugs

**Approx. kg****Part-No.**

0.4

470.73

**Set of ground sockets**

with ground anchor plate

for main and supporting posts, **for casting in concrete**, hot-dip galvanized, including bolts M16

17.5

415.92

**Pull rope reinforcement**

0.5

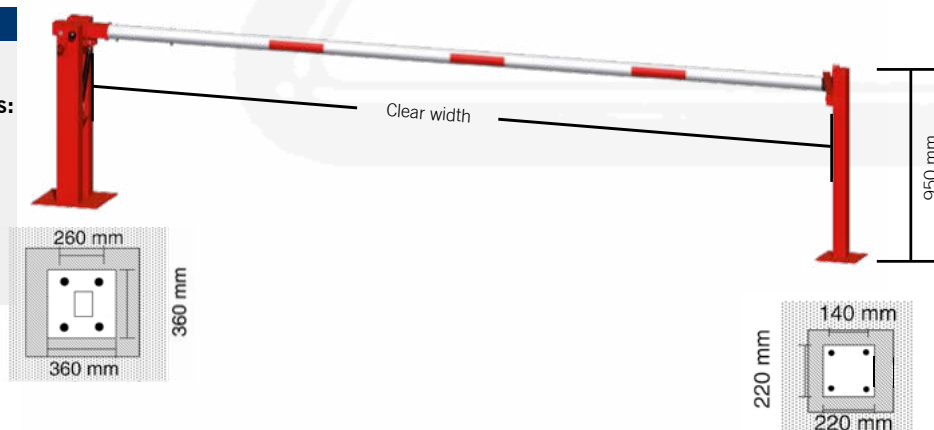
415.95

**Recommended foundation dimensions:****Main support**

width 550 x 550 mm, depth 900 mm

**Supporting post**

width 400 x 400 mm, depth 900 mm



Manual barrier  
with pneumatic spring and hinged pole  
support

**Main support:** steel construction  
120 x 80 mm square tube with base plate  
360 x 360 x 8 mm for plugging down,  
including 4 holes Ø 20 mm for anchor,  
hot-dip galvanized and powder-coated red,  
barrier arm can be fixed in open and closed  
position

**Barrier arm:** thick-walled Ø 80 mm  
aluminium tube, powder-coated with red  
reflecting stripes

**Locking mechanism:** at the main support


**Total width:** clear width + approx.180 mm



Clear width	Approx. kg	For padlock Part-No.	With triangular lock Part-No.
3000 mm	45.5	415.31VPB	415.31FPB
4000 mm	48.0	415.41VPB	415.41FPB
5000 mm	51.0	415.51VPB	415.51FPB
6000 mm	52.0	415.61VPB	415.61FPB
7000 mm	55.0	415.71VPB	415.71FPB

Clear width	Approx. kg	Euro profile cylinder lock Part-No.	Triangular locking mechanism and Euro profile cylinder lock Part-No.
3000 mm	46.5	415.31ZPB	415.31FZPB
4000 mm	49.5	415.41ZPB	415.41FZPB
5000 mm	51.5	415.51ZPB	415.51FZPB
6000 mm	54.5	415.61ZPB	415.61FZPB
7000 mm	56.5	415.71ZPB	415.71FZPB

	Approx. kg	Part-No.
<b>Set of mounting bolts type 2</b> to be fixed by plugs	0.2	470.72
<b>Ground socket</b> with ground anchor plate for main support, <b>for casting in concrete</b> , hot-dip galvanized, including bolts M16	12.5	415.91
<b>Euro profile cylinder lock with forced closing</b>	0.5	415.96
<b>Pull rope reinforcement</b>	2.5	415.95





## Swing barrier


[Content](#)

### Swing barrier

barrier can be swiveled horizontally, with two supporting posts. Locking mechanism at the opened or closed barrier at the respective supporting post, fitted for a padlock, triangular locking mechanism acc. to DIN 3223 or Euro profile cylinder lock.

**Swiveling post:** steel tube Ø 102 mm

**Barrier arm:** steel tube 60 x 40 mm

**Supporting post:** steel tube 70 x 70 mm

**Height:** approx. 950 mm above ground


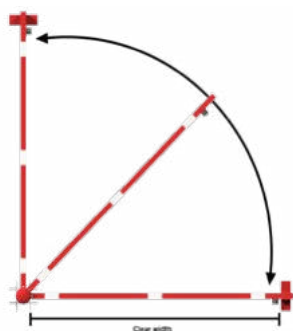


For casting in concrete, hot-dip galvanized

Clear width	Approx.kg	For padlock Part-No.	With triangular lock Part-No.	With Euro profile cylinder lock Part-No.
2500 mm	53.0	413.250V	413.250F	413.250Z
3000 mm	56.0	413.300V	413.300F	413.300Z
3500 mm	59.5	413.350V	413.350F	413.350Z
4000 mm	62.5	413.400V	413.400F	413.400Z
4500 mm	65.0	413.450V	413.450F	413.450Z

For casting in concrete, hot-dip galvanized and coated red with white reflecting stripes

Clear width	Approx.kg	For padlock Part-No.	With triangular lock Part-No.	With Euro profile cylinder lock Part-No.
2500 mm	53.0	413.250VB	413.250FB	413.250ZB
3000 mm	56.0	413.300VB	413.300FB	413.300ZB
3500 mm	59.5	413.350VB	413.350FB	413.350ZB
4000 mm	62.5	413.400VB	413.400FB	413.400ZB
4500 mm	65.0	413.450VB	413.450FB	413.450ZB



### Base plate for plugging down

1x Base plate swiveling post 360 x 360 x 8 mm  
incl. 4 holes Ø 21 mm, hole pitch 260 x 260 mm.  
2x Base plate supporting posts 220 x 220 x 8 mm  
incl. 4 holes Ø 21 mm, hole pitch 140 x 140 mm

Add letter **P** to part no.



## 5. Outdoor equipment



5.1 Scooter racks	138
5.1 Bicycle stands / lean-on hoops	139 - 150
5.2 Laundry drying stands	151
5.4 Litter bins	152 - 153
5.5 Planters	154





**Scooter - serial parking**

with lockable rings for padlock, square tube  
cross bar 40 x 40 mm, total width: 1500 mm  
for 6 places, stand tube to be fixed by screws  
height: approx. 500 mm above ground  
hot-dip galvanized



	For casting in concrete	To be fixed by plugs	For wall mounting
Approx.kg	13.0	13.0	11.0
Part-No.	421.92	421.94	421.96

**Scooter - serial parking hoop**

with lockable rings for padlock,  
height: approx. 500 mm above ground,  
hoop made of steel tube Ø 48 mm,  
total width: 1500 mm for 6 places  
total height: approx. 1000 mm above ground  
hot-dip galvanized




	For casting in concrete	To be fixed by plugs
Approx.kg	15.0	15.0
Part-No.	421.98	421.99

*Sturdy and space-saving due to alternating high and low racks. Racks can be bolted to form a serial system, with boreholes for anchoring or plugging.*

## Bicycle parking rack

frame of angular section  
hoop 19 mm round tube  
height: approx. 510 mm  
alternating high and low racks  
bicycle wheel width up to 55 mm  
low rack one side: approx. 500 mm  
two-side depth: approx. 600 mm



Barrier posts

Stainless steel

Barrier elements

Barrier gates

Outdoor equipment

Work site protection



## One-sided rack, hot-dip galvanized

space between bicycles 350 mm

	Length	Approx.kg	Part-No.
3 Bicycles	1050 mm	10.0	420.30
4 Bicycles	1400 mm	14.5	420.40
5 Bicycles	1750 mm	16.5	420.50
6 Bicycles	2100 mm	20.0	420.60



## Two-sided rack, hot-dip galvanized

2 x 3 Bicycles	1050 mm	16.0	420.32
2 x 5 Bicycles	1750 mm	26.0	420.52
2 x 6 Bicycles	2100 mm	32.0	420.62

## Bicycle stand with lean-on hoop

frame of angular section  
hoop Ø 19 mm round tube, high and low rack bicycle wheel width up to 55 mm  
Lean-on hoop Ø 26.9 mm round tube  
with reinforced side and eyelet, hoop with plastic coating  
height: approx. 850 mm  
depth: approx. 950 mm

## One-sided rack, hot-dip galvanized

with lean-on hoop, space between bicycles 350 mm

2 Bicycles	700 mm	15.0	420.20H
------------	--------	------	---------



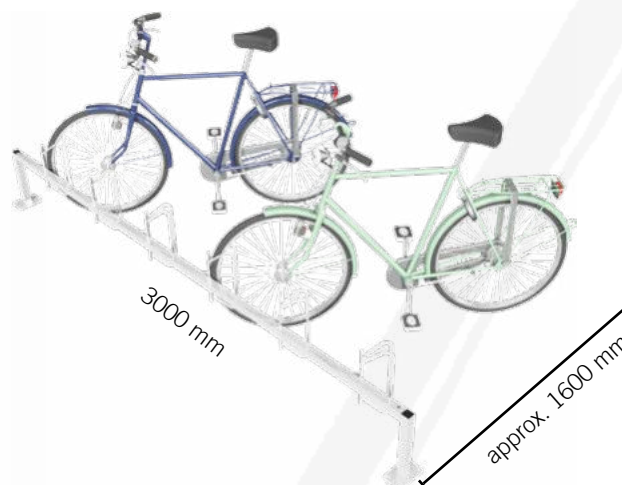
Figure: 2 racks 420.20H



**Bicycle rack – serial parking**  
**Sturdy and weatherproof**

parking rack made of Ø 12 mm round steel with welded square tube strut 40 x 40 mm. Vertical tube can be fixed by bolts.

Height: approx. 500 mm above ground for bicycle wheel width up to 55 mm hot-dip galvanized

**Bicycle positioning 90 °****Bicycle positioning 45 °**

Model	Stand-alone construction for casting in concrete		Stand-alone construction for plugging down		Wall brackets for plugging down	
Element length	3000		3000		3000	
Total length with vertical tube approx. mm	3100 One-side		3100 One-side		3100 One-side	
Bicycle positioning	Straight 90°	Left or right 45°	Straight 90°	Left or right 45°	Straight 90°	Left or right 45°
Number of spaces	6	6	6	6	6	6
Spacing mm	500	500	500	500	500	500
Depth of stand approx. mm	2000	1600	2000	1600	2000	1600
Approx.kg	21.0	21.0	20.0	20.0	18.0	18.0
Part-No.	421.02	421.03	421.04	421.05	421.16	421.17

**Individual stands**

stand of Ø 12 mm round steel  
welded to vertical tube 40 x 40 mm  
height: approx. 500 mm above ground  
hot-dip galvanized



Barrier posts

Stainless steel

Barrier elements

Barrier gates

Outdoor equipment

Work site protection

**Individual stand for casting in concrete**

one-side parking  
two-side parking

Approx. kg      Part-No.

2.5      421.51  
4.0      421.52

**Individual stand for plugging down**

plugging plate 100 x 150 mm, 4 holes Ø 10 mm

one-side parking  
two-side parking

2.5      421.53  
4.0      421.54

**Individual stand for wall mounting**

straight positioning 90°  
angled positioning 45°

1.5      421.55  
2.5      421.56

**Individual stand**

stable, easy bicycle rack

**Individual stand for casting in concrete**

stand of Ø 20 mm round steel,  
hot-dip galvanized

height approx. 530 mm above ground

Approx. kg      Part-No.  
4.0      421.60



**Bicycle parking rack**

with guide rails for screwing on hoops

height: 800 mm  
hoop spacing: 700 mm  
hot-dip galvanized



	2 Bicycles	3 Bicycles	4 Bicycles
<b>Total length:</b>	<b>1400 mm</b>	<b>2100 mm</b>	<b>2800 mm</b>

Hoop of steel tube Ø 48 mm  
width: 800 mm

<b>Part-No.:</b>	423.20	423.30	423.40
<b>Approx. kg</b>	22.5	34.0	45.0

Hoop of steel tube 60 x 60 mm  
width: 800 mm

<b>Part-No.</b>	424.20	424.30	424.40
<b>Approx. kg</b>	26.5	40.0	53.5

Hoop of flat steel 50 x 12 mm  
width: 800 mm

<b>Part-No.</b>	425.20	425.30	425.40
<b>Approx. kg</b>	32.5	49.0	65.0

Round hoop of steel tube Ø 48 mm  
width: 460 mm

<b>Part-No.</b>	426.20	426.30	426.40
<b>Approx. kg</b>	20.5	30.5	40.5



Lean-on hoop for bicycles

rack made of square  
tube 80 x 80 mm with hoops to be  
screwed on, made of square tube  
60 x 40 mm, with base plates, for  
plugging down  
hot-dip galvanized

total height: approx. 950 mm  
hoop spacing: approx. 700 mm



depth (bicycle positioning 90°): approx. 1500 mm



*Angle of mounting these hoops at your choice. If mounted lean-on hoop in  
an angle of 45° to the rack, the depth reduces to approx. 1100 mm*

<b>Total length:</b>	<b>2 Bicycles 1400 mm</b>	<b>3 Bicycles 2100 mm</b>	<b>4 Bicycles 2800 mm</b>
<b>Part-No.</b>	4022.20	4022.30	4022.40
<b>Approx. kg</b>	41.0	53.5	66.0

Lean-on hoop for bicycles

consisting of 3 lean-on hoops, made of  
steel tube Ø 48 mm, welded on flat steel  
100 x 8 mm, length: 1800 mm, with bores  
for plugging down

total width: approx. 700 mm  
hoop spacing: approx. 600 mm  
height: approx. 700 mm

hot-dip galvanized

<b>Approx. kg</b>	<b>Part-No.</b>
38.5	422.30



**Lean-on hoop**

easy and safe bicycle rack

**Lean-on hoop stand for casting in concrete,**  
steel tube Ø 42 mm, hot-dip galvanizedstand opening approx. 170 mm  
total width approx. 250 mm  
total length approx. 1600 mm  
total height approx. 800 mm

Approx.kg

Part-No.

9.0

422.01

**Bicycle lean-on hoop**steel tube Ø 48 mm  
total width: approx. 1400 mm  
height above ground: approx. 850 mm**For casting in concrete**hot-dip galvanized  
hot-dip galvanized and coated DB 703

Approx.kg

Part-No.

9.0

422.50

9.0

422.50B

**For plugging down, with base plate**  
Ø 150 mm and three Ø 14 mm holeshot-dip galvanized  
hot-dip galvanized and coated DB 703

8.0

422.51

8.0

422.51B



*Easy parking of bicycles, theft proof locking, simple installation, high stability*

## Bicycle lean-on hoop

steel tube Ø 60 x 2.5 mm  
with cross tubes Ø 42 x 2.5 mm  
total width: 800 mm  
total height: 1300 mm



	Approx.kg	Part-No.
<b>With flat head, for casting in concrete</b>		
hot-dip galvanized	12.8	422.60
hot-dip galvanized and coated DB 703	12.8	422.60B

<b>With ball head, for casting in concrete</b>		
hot-dip galvanized	13.2	422.61
hot-dip galvanized and coated DB 703	13.2	422.61B



## Lean-on hoop, for casting in concrete

can be used on both sides  
vertical steel tubes Ø 60 mm  
tubular frame Ø 48 mm  
total length: approx. 1425 mm  
height above ground: approx. 900 mm  
completely welded

hot-dip galvanized	19.1	422.10
--------------------	------	--------

## Also available with:

Base plate 100 x 150 mm  
(The total height changes to 800 mm)

Add the letter **P** to the article no.



**Lean-on hoop made of steel tube**

for casting in concrete,  
hot-dip galvanized and optionally  
powder-coated in DB 703  
total height: approx. 1200 mm

**Square tube 80 x 20 mm**  
**Without cross bar**

Total width	Approx.kg	hot-dip galvanized	hot-dip galvanized
		Part-No.	and coated DB 703 Part-No.
450 mm	8.5	458.045	458.045B
750 mm	9.5	458.075	458.075B
1000 mm	10.0	458.100	458.100B

**With cross bar**

450 mm	10.0	459.045	459.045B
750 mm	11.5	459.075	459.075B
1000 mm	13.0	459.100	459.100B

**With cross bar (small distance)**

450 mm	10.0	459.145	459.145B
750 mm	11.5	459.175	459.175B
1000 mm	13.0	459.110	459.110B

**Lean-on hoop made of steel tube**

for casting in concrete,  
hot-dip galvanized and  
optionally powder-coated in  
DB 703  
total height: approx. 1200 mm



Barrier posts


Stainless steel

Barrier elements


Barrier gates

Outdoor equipment


Work site protection

**Square tube 60 x 60 mm**  
Without cross bar


Total width	Approx.kg	hot-dip galvanized	hot-dip galvanized and coated DB 703
		Part-No.	Part-No.
450 mm	10.0	454.045	454.045B
750 mm	11.0	454.075	454.075B
1000 mm	11.5	454.100	454.100B

**With cross bar**

450 mm	11.0	455.045	455.045B
750 mm	13.0	455.075	455.075B
1000 mm	15.0	455.100	455.100B

**Square tube 60 x 40 mm**  
Without cross bar

450 mm	10.0	456.045	456.045B
750 mm	11.5	456.075	456.075B
1000 mm	12.5	456.100	456.100B

**With cross bar**

450 mm	12.0	457.045	457.045B
750 mm	14.0	457.075	457.075B
1000 mm	16.0	457.100	457.100B

**Also available with:**


Base plate 100 x 150 mm  
(The total height changes to 800 mm)

Add the letter **P** to the article no.



## Lean-on hoop of flat bar steel


for casting in concrete, hot-dip galvanized and optionally powder-coated in DB 703  
total height: approx. 1200 mm



### Flat bar steel 50 x 12 mm


Without cross bar

Total width	Approx.kg	hot-dip galvanized Part-No.	hot-dip galvanized and coated DB 703 Part-No.
450 mm	13.0	450.045	450.045B
750 mm	14.5	450.075	450.075B
1000 mm	16.0	450.100	450.100B



With cross bar


450 mm	15.0	451.045	451.045B
750 mm	18.0	451.075	451.075B
1000 mm	20.5	451.100	451.100B



### Flat bar steel 80 x 12 mm

Without cross bar

450 mm	21.0	452.045	452.045B
750 mm	23.5	452.075	452.075B
1000 mm	25.5	452.100	452.100B





With cross bar

450 mm	24.5	453.045	453.045B
750 mm	29.0	453.075	453.075B
1000 mm	33.0	453.100	453.100B




### Lean-on hoop of flat bar steel curved layout

for casting in concrete hot-dip galvanized and optionally powder-coated in DB 703 over all height: approx. 1200 mm




#### Flat bar steel 50 x 12 mm Without cross bar

Total width	Approx.kg	hot-dip galvanized	hot-dip galvanized and coated DB 703
		Part-No.	Part-No.
750 mm	14.5	4050.075	4050.075B
1000 mm	16.0	4050.100	4050.100B




#### With cross bar

750 mm	18.0	4051.075	4051.075B
1000 mm	20.5	4051.100	4051.100B



#### Flat bar steel 80 x 12 mm Without cross bar

750 mm	23.0	4052.075	4052.075B
1000 mm	25.0	4052.100	4052.100B



#### With cross bar

750 mm	29.0	4053.075	4053.075B
1000 mm	33.0	4053.100	4053.100B

#### Also available with:


Base plate 100 x 150 mm  
(The total height changes to 800 mm)

Add the letter **P** to the article no.


**Lean-on hoop**

made of flat steel, for casting in concrete, hot-dip galvanized and optionally powder coated DB 703

total height: approx. 1200 mm with flat steel 30 x 5 mm

**Flat steel 80x 12 mm**

Without cross bar, for casting in concrete




			hot-dip galvanized	hot-dip galvanized and coated DB 703
	Total width	Approx. kg	Part-No.	Part-No.
	450 mm	21.0	4152.045	4152.045B
	750 mm	23.5	4152.075	4152.075B
	1000 mm	25.5	4152.100	4152.100B

**Lean-on and blocking car park barriers**

steel tube Ø 48 x 2.5 mm, on miter-welded



Without cross bar, for casting in concrete



			hot-dip galvanized	hot-dip galvanized and coated DB 703
	Total width	Approx. kg	Part-No.	Part-No.
	500 mm	8.0	447.09	447.09B
	700 mm	8.5	447.11	447.11B
	1000 mm	9.5	447.12	447.12B
	1200 mm	10.0	447.13	447.13B

With cross bar, for casting in concrete



			hot-dip galvanized	hot-dip galvanized and coated DB 703
	Total width	Approx. kg	Part-No.	Part-No.
	500 mm	9.0	447.19	447.19B
	700 mm	10.0	447.21	447.21B
	1000 mm	13.0	447.22	447.22B
	1200 mm	14.0	447.23	447.23B




Laundry drying stands in different shapes.



## Laundry drying stand consisting of:

2 fixed posts with ground anchor, total height: 2500 mm, cross tube with welded, bent hooks, hot-dip galvanized, spacing approx. 500 mm 2 T-connectors, 2-part with bolt M10, 2 plastic caps



## Laundry drying stand Y-shape, made of steel tube Ø 60 mm

cross tube with 8 round pins Ø 10 x 40 mm		
total width: 1500 mm	<b>Approx. kg</b>	<b>Part-No.</b>
total height: 2500 mm		
with ground anchor, hot-dip galvanized	18.5	419.400

## Laundry drying stand T-shape, steel tube Ø 60 mm

cross tube with 8 round pins Ø 10 x 40 mm		
total width: 1500 mm	<b>Approx. kg</b>	<b>Part-No.</b>
t-connector, 2-part with bolt M10		
total height: 2500 mm		
with ground anchor, hot-dip galvanized	14.0	419.450

	<b>Approx. kg</b>	<b>Steel tube Ø 48 mm Part-No.</b>	<b>Steel tube Ø 60 mm Part-No.</b>
cross tube 2500 mm			
5 hooks, one-sided	23.5	419.4425	419.4625
without hooks	22.0	419.4525	419.4725
cross tube 3000 mm			
6 hooks, one-sided	26.0	419.4430	419.4630
without hooks	23.5	419.4530	419.4730
cross tube 3500 mm			
7 hooks, one-sided	27.5	419.4435	419.4635
without hooks	25.0	419.4535	419.4735
cross tube 4000 mm			
8 hooks, one-sided	29.0	419.4440	419.4640
without hooks	26.5	419.4540	419.4740

## Extra charge for additional hooks

	<b>Part-No.</b>
each bent hook, pc.	419.460



**Litter bins for fixing on walls or posts****Litter bin, kidney shape**

wire, height approx. 430 mm, content approx. 27 l,  
Ø approx. 210 x 400 mm, complete with rail bracket  
and square wrench part-no. 4037

	Approx.kg	Part-No.
hot-dip galvanized	3.2	4027
fixed to post Ø 60 x 1300 mm	8.2	4127

**Litter bin, oval**

content approx. 45 l, complete with bracket and wrench height  
approx. 600 mm, depth 260 mm, width 410 mm, lockable bottom  
flap for emptying, optional „nice guy“ sticker

hot-dip galvanized	8.5	4029
fixed to post Ø 60 x 1300 mm	1.5	4129
hot-dip galvanized and coated RAL 6005	8.5	4029B
fixed to post Ø 60 x 1300 mm	13.5	4129B

**Litter bin approx. 35 l**

with bracket and wrench, height 450 mm, Ø 320 mm

hot-dip galvanized	6.0	4030
fixed to post Ø 60 x 1300 mm	9.5	4130
hot-dip galvanized and coated DB 703	6.0	4030B
fixed to post Ø 60 x 1300 mm	9.5	4130B

**Litter bin approx. 40 l, with ashtray**

including bracket and wrench, height approx. 530 mm,  
width 340 mm, depth 380 mm, two side openings,  
lockable bottom flap for emptying

hot-dip galvanized	9.0	4024
fixed to post Ø 60 x 1300 mm	15.0	4124
hot-dip galvanized and coated DB 703	9.0	4024B
fixed to post Ø 60 x 1300 mm	15.0	4124B

**Free-standing litter bin, approx. 50 l**

with lid, Ø 360 mm, height 500 mm, with mounting post  
60 x 60 x 1500 mm and triangular wrench (without inside container)

hot-dip galvanized	18.0	4034
hot-dip galvanized and coated DB 703	18.0	4034B

**Inside container**

for part-no. 4034, Ø 330 mm, height 440 mm

hot-dip galvanized	3.2	4034E
--------------------	-----	-------

## Litter bins for fixing on walls or posts



### Square litter bin with cover

no perforation, content approx. 40 l, complete with brackets and wrench container size: 440 x 310 x 310 mm

	Approx.kg	Part-No.
hot-dip galvanized	15.0	4036
fixed to post Ø 60 x 1300 mm	18.0	4136
hot-dip galvanized and coated RAL 6005	15.0	4036B
fixed to post Ø 60 x 1300 mm	18.0	4136B



### Square litter bin with cover

no perforation, content approx. 40 l, including ashtray, complete with bracket and wrench, container size: 440 x 310 x 310 mm

hot-dip galvanized	13.5	4035
fixed to post Ø 60 x 1300 mm	18.0	4135
hot-dip galvanized and coated RAL 6005	13.5	4035B
fixed to post Ø 60 x 1300 mm	18.5	4135B



### Round ashtray for fixing on walls or posts

with bracket, wrench and sticker, content approx. 4 l, Ø 200 mm, height 135 mm

hot-dip galvanized with perforated bottom for water drainage	3.0	4066
fixed to post Ø 60 x 1300 mm	8.0	4166
hot-dip galvanized and coated DB 703	3.0	4066B
fixed to post Ø 60 x 1300 mm	8.0	4166B



### Round ashtray with cover for fixing on walls or posts

with bracket, wrench and sticker, content approx. 4 l, Ø 200 mm, height 290 mm

hot-dip galvanized with perforated bottom for water drainage	4.5	4067
fixed to post Ø 60 x 1300 mm	9.5	4167
hot-dip galvanized and coated DB 703	4.5	4067B
fixed to post Ø 60 x 1300 mm	9.5	4167B



### Square wrench 6 mm for litter bin part-no. 4027

0.2 4037

### Triangular socket wrench 8 mm

0.2 4038

### Triangular wrench 8 mm

0.1 4039



### „Nice guy“ sticker, black translucent / black

4021

### „Nice guy“ sticker, white translucent / white

4022

### Universal fastening tape (1 unit = 2 pieces)

each bin requires 2 tapes, galvanized

4023



### Planters

for more attractive downtown areas, in front of buildings, on parking lots or sidewalks.

### Planters

vertical round tubes Ø 60 mm  
horizontal steel tube 30 x 30 mm  
with side sheet steel and bottom plate  
hot-dip galvanized and coated DB 703

outside dimension: 640 x 640 mm  
inside dimension: 520 x 520 mm  
depth: 500 mm (container)  
height: with ball head 680 mm  
with flat head 600 mm



#### Approx.kg

#### Part-No.

with ball head

55.0

4025.10B

with flat head

55.0

4025.20B

### Planters

vertical round tubes Ø 76 mm  
with side sheet steel and bottom plate  
hot-dip galvanized and coated DB 703

outside dimension: 880 x 880 mm  
inside dimension: 700 x 700 mm  
depth: 500 mm (container)  
height: with ball head 680 mm



#### Approx.kg

#### Part-No.

67.0

4025.70PB





## 6. Work site protection



6.1 Barrier posts	156 - 165
6.2 Chain posts / accessories	166 - 167
6.3 Protective hoops	168 - 174
6.4 Protective railings	175 - 177
6.5 Crash guards	178 - 182
6.6 Warning and protection profiles	183



Barrier posts

Stainless steel

Barrier elements

Barrier gates

Outdoor equipment

Work site protection

**Barrier posts**

steel tube Ø 60, Ø 76 mm  
with welded steel cap, approx. 900 mm  
above ground, hot-dip galvanized and  
yellow coated with black stripes

**Stationary, for casting in concrete**

with ground anchor

hot-dip galvanized and coated yellow  
with three black stripes

**Diameter in mm****Approx.kg****Part-No.****Ø 60**

4.9

460BG

**Ø 76**

7.0

476BG

**Ø 60**

4.0

460PBG

**Ø 76**

5.1

476PBG

**Stationary, to be fixed by plugs**

with base plate 100 x 150 mm  
total length: 900 mm

hot-dip galvanized and coated yellow  
with three black stripes

**Diameter in mm****Approx.kg****Part-No.****Set of mounting bolts type 1****Part-No.**

470.71



**Barrier posts**

steel tube Ø 89, 70 x 70 mm  
with welded steel cap, approx. 900 mm  
above ground, hot-dip galvanized and  
yellow coated with black stripes

**Stationary, for casting in concrete**

with ground anchor

hot-dip galvanized and coated yellow  
with three black stripes

**Diameter in mm**

**Approx.kg**

**Part-No.**



**Ø 89**

8.8

489BG



**70 x 70**

7.2

470BG

**Stationary, to be fixed by plugs**

with base plate 100 x 150 mm  
total length: 900 mm

hot-dip galvanized and coated yellow  
with three black stripes

**Diameter in mm**

**Approx.kg**


**Part-No.**



**Ø 89**

6.7

489PBG



**70 x 70**

5.6

470PBG

**Set of mounting bolts type 1**

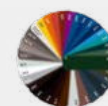
**Part-No.**

470.71



Also available in white / red  
see Barrier Posts pages 12 ff.


Other color finishes possible;  
see page 7





**Barrier posts**

steel tube  $\varnothing$  76,  $\varnothing$  89, 70 x 70 mm  
with welded steel cap,  
approx. 1000 mm above ground  
hot-dip galvanized and coated yellow,  
with black stripes

**Crash-proof – tiltable!****Stationary, sides tiltable**

with base plate 220 x 220 mm  
for plugging down, without cover

hot-dip galvanized and coated yellow  
with three black stripes

**Cover**  $\varnothing$  200 mm  
for barrier post, tiltable

**Diameter in mm** **$\varnothing$  76** **$\varnothing$  89****70 x 70 mm****Approx. kg**

8.9

10.2

9.5

**Part-No.**

476NPBG

489NPBG

470NPBG

**Part-No.**

477.10BG

**Set of mounting bolts type 2****Part-No.**

470.72




Barrier posts

steel tube Ø 76, Ø 89, 70 x 70 mm  
with welded steel cap, approx. 1000 mm  
above ground hot-dip galvanized and  
coated yellow, with black stripes

Removable!



476APBG



470APBG

Detachable, removable, fixed by plugs

with base plate 150 x 180 mm  
locked by hexagon socket screw

hot-dip galvanized and coated yellow  
with three black stripes

Diameter in mm

Ø 76

Ø 89

70 x 70 mm

Approx. kg

6.8

8.0

7.2

Part-No.

476APBG

489APBG

470APBG

Set of mounting bolts type 1

Part-No.

470.71





### Steel tube bollards Ø 152 x 3.2 mm Stationary, for casting in concrete with welded steel cap

	Total length in mm	1200	1500	2000
hot-dip galvanized	Approx.kg	13.3	16.5	21.9
	Part-No.	40150	40151	40152
hot-dip galvanized and coated yellow with three black stripes	Part-No.	40150BG	40151BG	40152BG



40151BG

### Removable caps for filling bollards with concrete



**Steel cap, bolted**  
Replaces welded steel cap

Add letter **L** to the Part-No.



**Steel cap with concrete anchor**  
Replaces welded steel cap

Add letter **A** to the Part-No.

### Steel tube bollards Ø 152 x 3.2 mm For plugging down, with base plate 220 x 220 mm with welded steel cap

	Total length in mm	1000
hot-dip galvanized	Approx.kg	13.9
	Part-No.	40153
hot-dip galvanized and coated yellow with three black stripes	Part-No.	40153BG



40153BG



Also available in white/red, see Barrier posts pages 24 ff

Other color finishes possible;  
see page 7







40151HBG

**Steel tube bollards Ø 152 x 3.2 mm**

with welded steel cap, including ground  
socket part-no. 40151.10  
approx. 500 mm above ground

hot-dip galvanized

hot-dip galvanized and coated yellow  
with three black stripes

**Removable without locking mechanism**

Total length in mm	1500	2000
Approx.kg	26.0	32.0
Part-No.	40151H	40152H
Part-No.	40151HBG	40152HBG



40151FBG

**Steel tube bollards Ø 152 x 3.2 mm**

with welded steel cap, height above ground  
1000 mm incl. ground socket part-no. 470.10  
approx. 500 mm above ground

hot-dip galvanized

hot-dip galvanized and coated yellow  
with three black stripes

**Removable, with triangular locking mechanism**

Approx.kg	20.1
Part-No.	40151F
Part-No.	40151FBG



40153NPBG

**Flexible, tiltable  
Steel tube bollards Ø 152 x 3,2 mm**

with welded steel cap

hot-dip galvanized

hot-dip galvanized and coated yellow  
with three black stripes

**For plugging down, with base plate 360 x 360 mm**

Total length in mm	1000
Approx.kg	23.0
Part-No.	40153NP
Part-No.	40153NPBG




Suitable mounting material for this  
product: set of mounting bolts type 2

**Part-No.**  
470.72

Further accessories pages 47-54



These heavy bollards can be used as crash guard, particularly in front of entrances, halls, gas stations, etc. They can also protect roof overhangs or serve as guiding bollards in front of ramps, gates, etc.



### Steel tube bollards Ø 193 x 3.6 mm Stationary, for casting in concrete with welded steel cap

hot-dip galvanized

hot-dip galvanized and coated yellow with three black stripes

Total length in mm	1200	1500	2000
--------------------	------	------	------

Approx.kg	20.9	26.0	34.4
Part-No	40190	40191	40192

Part-No	40190BG	40191BG	40192BG
---------	---------	---------	---------

### Removable caps for filling bollards with concrete



#### Steel cap, bolted

Replaces welded steel cap

Add letter **L** to the Part-No.



#### Steel cap with concrete anchor

Replaces welded steel cap

Add letter **A** to the Part-No.

40191BG

### Steel tube bollards Ø 193 x 3,6 mm For plugging down, with base plate 360 x 360 mm with welded steel cap

hot-dip galvanized

hot-dip galvanized and coated yellow with three black stripes

Total length in mm	1000
--------------------	------

Approx.kg	23.6
Part-No	40193

Part-No	40193BG
---------	---------

40193BG



Suitable mounting material for this product:  
set of mounting bolts type Typ 2

Part-No.  
470.72

Further accessories see page 47

### Steel tube bollards removable for temporary detach



40191HBG



### Steel tube bollards Ø 193 x 3,6 mm

with welded steel cap,  
incl. ground socket part-no. 40191.10  
approx. 500 mm above ground

hot-dip galvanized

hot-dip galvanized and coated yellow  
with three black stripes

#### Removable without locking mechanism

Total length in mm	1500	2000
--------------------	------	------

Approx.kg	38.0	50.0
Part-No	40191H	40192H

Part-No	40191HBG	40192HBG
---------	----------	----------



40191FBG



### Steel tube bollards Ø 193 x 3,6 mm

with welded steel cap.  
height above ground: 1000 mm  
incl. ground socket part-no. 470.10  
approx. 500 mm above ground

hot-dip galvanized

hot-dip galvanized and coated yellow  
with three black stripes

#### Removable, with triangular locking mechanism

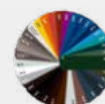
Approx.kg	27.6
Part-No	40191F

Part-No	40191FBG
---------	----------



Also available in white/red, see Barrier posts page 26

Other color finishes possible;  
see page 7





**Steel tube bollards Ø 273 x 5,0 mm** Stationary, for casting in concrete  
with welded steel cap

Total length in mm	1500	2000
--------------------	------	------

Approx.kg	51.1	67.6
Part-No	40271	40272

hot-dip galvanized

hot-dip galvanized and coated yellow  
with three black stripes

Part-No	40271BG	40272BG
---------	---------	---------



40271

**Removable caps for filling bollards with concrete****Steel cap with concrete anchor**  
Replaces welded steel capAdd letter **A** to the Part-No.**Steel tube bollards Ø 273 x 5,0 mm** For plugging down, with base plate 360 x 360 mm  
with welded steel cap

Total length in mm	1500
--------------------	------

Approx.kg	58.9
Part-No	40273

hot-dip galvanized

hot-dip galvanized and coated yellow  
with three black stripes

Part-No	40273BG
---------	---------



40273BG




Suitable fastening material for this product:

Set of mounting bolts type 2

**Part-No.**

470.72

Further accessories see page 47



## Steel tube bollards Ø 152 x 3,2 mm

with welded steel cap,  
tiltable

Stationary, for plugging down

**Total length in mm**      **1000**      **1500**

**Approx.kg**                      30.0                      35.3  
**Part-No**                      401530N                      401535N

hot-dip galvanized

hot-dip galvanized and coated yellow  
with three black stripes

**Part-No**                      401530NBG      401535NBG



401530NBG



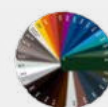
This tiltable steel tube bollard is  
suitable for high pressure and  
comes back to start position after  
pressure release

For protecting buildings and to  
minimize damages on cars



Also available in white/red, see Barrier posts page 29

Other color finishes possible;  
see page 7





Movable chain post as temporary barrier, with high stability for quick setup, can be used outdoors or indoors. Post easy to separate from foot. Simple installation and space-saving storage.



460KBS

### Chain post, heavy

of 60 mm round tube with welded steel cap and eyelets for attaching the chain, height 900 mm, hot-dip galvanized and yellow coated with three black stripes, with foot plate of recycled material 400 x 400 x 100 mm, removable

Approx.kg

Part-No.

15.0

460KBS

### Plastic chain post

light-weight chain post of plastic material for quick barrier installation, including triangular plastic foot, side length 300 mm, filled with concrete. Plastic tube Ø 40 mm, height 900 mm, with 4 chain holders integrated in the cap

yellow / black

3.0

4040KBS



4040KBS

### Plastic chain post

with foot Ø 300 mm filled by customer. Plastic tube Ø 40 mm, height 900 mm, with 4 chain holders integrated in the cap

yellow / black

2.0

4041KBS



4041KBS

### Chain post set

version: 6 plastic posts Ø 40 mm, with 4 chain holders integrated in the cap, 10 m plastic chain, 10 connecting links

with concrete-filled triangular plastic feet,  
side length: 300 mm  
yellow / black

20.0

4040KBSSET



For indoor and outdoor

with feet Ø 300 mm for filling by customer  
yellow / black

14.0

4041KBSSET



Also available in red/white and in white/red; see Barrier posts / barrier chains page 43



**Barrier chain of steel, unwelded**

wire thickness 6 mm, packing unit 10 m

hot-dip galvanized  
galvanized and yellow / black coated

Approx.kg/m	Part-No.
0.6	430.66
0.6	430.67B

**Barrier chain of steel, unwelded**

wire thickness 7 mm, packing unit 10 m

hot-dip galvanized  
galvanized and yellow / black coated

Approx.kg/m	Part-No.
0.9	430.10
0.9	430.20B

**S hook**

galvanized  
galvanized and yellow coated  
galvanized and black coated

430.11
430.11BG
430.11BS

**Connection link**

galvanized  
galvanized and yellow coated  
galvanized and black coated

430.09
430.09BG
430.09BS

**Shackle**

galvanized  
galvanized and yellow coated  
galvanized and black coated

430.12
430.12BG
430.12BS

**Plastic barrier chain**

packing unit 25 m

6 mm, yellow / black  
8 mm, yellow / black

Approx.kg/Unit	Part-No.
2.0	430.06
2.5	430.30

**Plastic connection link**

yellow, 6 mm  
black, 6 mm

430.07G
430.07S

yellow, 8 mm  
black, 8 mm

430.16G
430.16S

**Plastic hook link**

yellow, 6 mm  
black, 6 mm

430.08G
430.08S

yellow, 8 mm  
black, 8 mm

430.17G
430.17S





## Barrier hoop



Content

Safety and protection for danger areas  
(entrances, ramps, separations, etc.)  
hot-dip galvanized, powder coated  
yellow with black warning stripes



### Protective hoop with quarter-bent bar Round steel tube Ø 48 x 2.5 mm



Total width	Height above ground	Approx.kg	For casting in concrete Part-No.	For plugging down Part-No.
1000 mm	1000 mm	12.5	448.32BG	448.62BG
1500 mm	1000 mm	15.5	448.33BG	448.63BG
2000 mm	1000 mm	18.5	448.34BG	448.64BG

### Protective hoop with quarter-bent bar Round steel tube Ø 60 x 2,5 mm

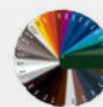


1000 mm	1000 mm	15.5	465.32BG	465.62BG
1500 mm	1000 mm	19.5	465.33BG	465.63BG
2000 mm	1000 mm	23.0	465.34BG	465.64BG



Also available in hot-dip galvanized !  
See Barrier elements pages 102 ff.

Other color finishes possible;  
see page 7



*Safety protection especially  
for ramps*

### Protective hoop with quarter-bent bar

Round steel tube Ø 48 x 2.5 mm

for wall-mounting, incl. 2 tube sockets  
type 443.15W for plugging down, removable,  
without locking mechanism



#### hot-dip galvanized

Total width	Height above ground	Approx.kg	Part-No.
700 mm	1000 mm	12.0	448.21W
1000 mm	1000 mm	13.8	448.22W
1200 mm	1000 mm	14.9	448.23W



#### hot-dip galvanized and coated yellow with black stripes

Total width	Height above ground	Approx.kg	Part-No.
700 mm	1000 mm	12.0	448.21WBG
1000 mm	1000 mm	13.8	448.22WBG
1200 mm	1000 mm	14.9	448.23WBG



### Protective hoop with quarter-bent bar

Round steel tube Ø 60 x 2,5 mm

for wall-mounting, incl. 2 tube sockets  
Type 460.15W for plugging down, removable,  
without locking mechanism

#### hot-dip galvanized

Total width	Height above ground	Approx.kg	Part-No.
700 mm	1000 mm	14.9	465.21W
1000 mm	1000 mm	17.1	465.22W
1200 mm	1000 mm	18.5	465.23W



#### hot-dip galvanized and coated yellow with black stripes

Total width	Height above ground	Approx.kg	Part-No.
700 mm	1000 mm	14.9	465.21WBG
1000 mm	1000 mm	17.1	465.22WBG
1200 mm	1000 mm	18.5	465.23WBG







Effective protection for indoor and outdoor areas, warehouses and production halls. To secure work areas and traffic lanes, protect machines, columns and racks.

### Anti-nudge hoop

#### Steel tube Ø 76 mm

hot-dip galvanized, powder-coated yellow, with black warning stripes



#### For casting in concrete



Total width	Height above ground	Approx.kg	Part-No.
400 mm	250 mm	6.5	477.01BG
750 mm	250 mm	8.0	477.02BG
1000 mm	250 mm	9.5	477.03BG
400 mm	650 mm	11.0	477.04BG
750 mm	650 mm	13.0	477.05BG
1000 mm	650 mm	14.0	477.06BG
400 mm	1150 mm	14.5	477.07BG
750 mm	1150 mm	16.0	477.08BG
1000 mm	1150 mm	17.5	477.09BG



#### For plugging down



400 mm	250 mm	4.0	477.01PBG
750 mm	250 mm	6.0	477.02PBG
1000 mm	250 mm	7.0	477.03PBG
400 mm	650 mm	8.0	477.04PBG
750 mm	650 mm	10.0	477.05PBG
1000 mm	650 mm	11.0	477.06PBG
400 mm	1150 mm	12.5	477.07PBG
750 mm	1150 mm	14.5	477.08PBG
1000 mm	1150 mm	15.5	477.09PBG



Also available in hot-dip galvanized !  
See Barrier elements pages 102 ff.

Other color finishes possible;  
see page 7



For protecting warehouse floor  
(when crashed, fixation will not pull out)

## Anti-nudge hoop flexible, tiltable

Steel tube Ø 76 mm

hoop with base plate 220 x 220 mm,  
hot-dip galvanized, powder-coated yellow,  
with black warning stripes



Barrier posts

Stainless steel

Barrier elements

Barrier gates

Outdoor equipment

Work site protection



For plugging down


Total width	Height above ground	Approx.kg	Part-No
400 mm	650 mm	12.0	477.04NPBG
750 mm	650 mm	15.0	477.05NPBG
1000 mm	650 mm	17.0	477.06NPBG
400 mm	1150 mm	12.0	477.07NPBG
750 mm	1150 mm	15.0	477.08NPBG
1000 mm	1150 mm	17.0	477.09NPBG

For temporary opening/closing of entrances.  
Locked with hexagon socket screws, the hoop  
can be detached from the plates and inserted as  
needed.

## Anti-nudge hoop flexible, tiltable

Steel tube Ø 76 mm

hot-dip galvanized, powder-coated yellow, with black  
warning stripes



For plugging down

400 mm	650 mm	12.0	477.04APBG
750 mm	650 mm	15.0	477.05APBG
1000 mm	650 mm	17.0	477.06APBG
400 mm	1150 mm	12.0	477.07APBG
750 mm	1150 mm	15.0	477.08APBG
1000 mm	1150 mm	17.0	477.09APBG

Removable



**Anti-nudge hoop 90°  
equal-sided**  
**Steel tube Ø 76 mm**  
hot-dip galvanized and coated  
yellow with black stripes



**Stationary, for casting in concrete**



Total width	Height above ground	Approx.kg	Part-No.
350 mm	650 mm	19.0	477.30BG
350 mm	1150 mm	25.0	477.31BG
600 mm	650 mm	22.0	477.60BG
600 mm	1150 mm	27.5	477.61BG

**For plugging down**

350 mm	650 mm	13.5	477.30PBG
350 mm	1150 mm	21.0	477.31PBG
600 mm	650 mm	16.0	477.60PBG
600 mm	1150 mm	24.0	477.61PBG

### Anti-nudge hoop Double hoop

**Steel tube Ø 76 mm**  
hot-dip galvanized and coated  
yellow with black stripes

**Stationary, for casting in concrete**



Total width	Total depth	Height above ground	Approx.kg	Part-No.
750 mm	450 mm	650 mm	28.5	477.68BG
750 mm	450 mm	1150 mm	36.0	477.69BG
1000 mm	450 mm	650 mm	30.0	477.70BG
1000 mm	450 mm	1150 mm	37.5	477.71BG

**For plugging down**



750 mm	450 mm	650 mm	21.0	477.68PBG
750 mm	450 mm	1150 mm	31.5	477.69PBG
1000 mm	450 mm	650 mm	22.0	477.70PBG
1000 mm	450 mm	1150 mm	32.5	477.71PBG



## Anti-nudge hoop 90°

One sided, deep version

Steel tube Ø 76 mm

hot-dip galvanized, powder-coated yellow,  
with black warning stripes



	Total width	Total depth	Height above ground	Approx.kg	Part-No.
<b>Stationary, for casting in concrete</b>					
<b>One side, right</b>					
	600 mm	350 mm	650 mm	13.5	477.76BG
	600 mm	350 mm	1150 mm	17.0	477.77BG
<b>For plugging down</b>					
<b>One side, right</b>					
	600 mm	350 mm	650 mm	10.0	477.76PBG
	600 mm	350 mm	1150 mm	15.0	477.77PBG
<b>Stationary, for casting in concrete</b>					
<b>One side, left</b>					
	600 mm	350 mm	650 mm	13.5	477.78BG
	600 mm	350 mm	1150 mm	17.0	477.79BG
<b>For plugging down</b>					
<b>One side, left</b>					
	600 mm	350 mm	650 mm	10.0	477.78PBG
	600 mm	350 mm	1150 mm	15.0	477.79PBG

## Anti-nudge hoop

double-sided, deep version

Steel tube Ø 76 mm

hot-dip galvanized and coated  
yellow with black stripes



	Total width	Total depth	Height above ground	Approx.kg	Part-No.
<b>Stationary, for casting in concrete</b>					
	750 mm	450 mm	650 mm	17.0	477.72BG
	1000 mm	450 mm	650 mm	18.0	477.73BG
	750 mm	450 mm	1150 mm	20.0	477.74BG
	1000 mm	450 mm	1150 mm	21.0	477.75BG
<b>For plugging down</b>					
	750 mm	450 mm	650 mm	13.0	477.72PBG
	1000 mm	450 mm	650 mm	14.0	477.73PBG
	750 mm	450 mm	1150 mm	18.0	477.74PBG
	1000 mm	450 mm	1150 mm	19.0	477.75PBG



Safety protection for posts, pillars, poles, etc.

### Anti-nudge hoop for posts

steel tube construction with 2 hoops  $\varnothing$  60 mm with welded-on cross-bars for nesting for plugging down, with base plates 100 x 150 mm, hot-dip galvanized, powder-coated yellow, with black warning stripes



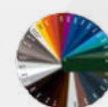
#### For plugging down

Total width	Total depth	Height above ground	Approx.kg	Part-No.
600 mm	600 mm	650 mm	19.0	465.066PBG
800 mm	800 mm	800 mm	24.0	465.068PBG



Also available in hot-dip galvanized and white / red !  
See Barrier elements pages 108 ff.

Other color finishes possible;  
see page 7



### Crash guard with underrun guard

prevents underrunning of platform floor trucks  
and protects from fork trucks



#### Protection hoops, Steel tube $\varnothing$ 76 mm

for plugging down, with base plates 100 x 150 mm,  
hot-dip galvanized, powder-coated yellow, with black warning stripes

#### For plugging down


Total width	Height above ground	Approx.kg	Part-No.
750 mm	650 mm	17.0	477.32BG
1000 mm	650 mm	21.0	477.33BG

*Railing system for universal use, e.g. as internal protective railing to separate traffic aisles or protect terminal boxes, distribution panels, machines, etc. Assembly is easy as that: Put the parts together, plug down, that's it!*

## Protective railing

### Steel tube Ø 48 mm

variable connection, for plugging down,  
base plate 100 x 150 mm,  
height: 1000 mm, hot-dip galvanized,  
powder-coated yellow, with black warning  
stripes



#### Approx.kg

#### Part-No.

end post	5.0	448.80PBG
middle post	7.0	448.81PBG
corner post	7.0	448.815PBG

## Cross bar

### Steel tube Ø 48 mm

hot-dip galvanized, powder-coated yellow,  
with black warning stripes



#### Approx.kg

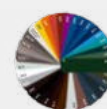
#### Part-No.

length 500 mm	1.5	448.42BG
length 1000 mm	3.0	448.43BG
length 1500 mm	4.5	448.44BG



Also available in hot-dip galvanized and white / red !  
See Barrier elements pages 119 ff.

Other color finishes possible;  
see page 7







## Protective railing



Anti-nudge railing as safety railing for work ways in front of machines, robots, racks, etc. The railing system is available for plugging down with base plate, removable and tiltable up to 30°.



### Protective railing for plugging down

steel tube 70 x 70 mm with top and knee bars of steel tube 60 x 40 mm, height approx. 1000 mm, bolted



### Fixed post for plugging down

steel tube 70 x 70 mm  
with base plate 100 x 150 mm

Approx.kg

hot-dip galvanized and coated yellow with black stripes  
Part-No.

end post for top and knee bar  
middle post for top and knee bar  
corner post for top and knee bar 90°

6.5  
7.0  
7.0  
4270PBG  
4271PBG  
4273PBG

### Cross bar

steel tube 60 x 40 mm,  
hot-dip galvanized, coated yellow  
with black warning stripes,  
incl. fastening bolts



Tube length	Approx.kg	Part-No.
800 mm	3.0	4208BG
1300 mm	5.0	4213BG
1800 mm	7.0	4218BG
2300 mm	8.5	4223BG

### Gate element

for laying in fixed post  
made of steel tube 60 x 40 mm  
incl. fastening material

Element size	Approx.kg	Part-No.
1300 mm	16.0	4225BG



The crossbars or the gate elemnts are simply placed in the brackets of the stationary post and bolted in place. (Suitable as temporary guard without bolts) also available in white / red; see page 118.

*Protective railing, tiltable, elastic compensates impacts without being torn out of the floor*

## Protective railing for plugging down flexible, tiltable, with top and knee bars

### Fixed post

steel tube 70 x 70 mm,  
with base plate 220 x 220 mm,  
hot-dip galvanized and coated yellow  
with black stripes, height above ground 1000 mm



	Approx.kg	Part-No.
end post for top and knee bar	9.5	4270NPBG
middle post for top and knee bar	10.0	4271NPBG

## Protective railing for plugging down removable for temporary opening of access routes

### Fixed post

steel tube 70 x 70 mm,  
base plate for temporary opening  
150 x 180 mm, hot-dip galvanized and  
coated yellow with black stripes  
height above ground 1000 mm



	Approx.kg	Part-No.
end post for top and knee bar	9.5	4270APBG
middle post for top and knee bar	10.0	4271APBG
corner post for top and knee bar 90°	10.0	4273APBG



### Cross bar

steel tube 60 x 40 mm, incl. fastening bolts  
see page 176



To protect shelves and storage racks. The new crash guard can be tilted 15°. This compensates impacts from fork trucks or other vehicles without damage or being torn out of the floor (up to 400Nm pressure).

### Crash guard angle

acc. to BGR234  
for individual use  
(warehouse equipment,  
rack or shelf supports, etc.)



Compensates impacts from fork lift trucks.  
Bolts will not tear out of the floor.



Approx.kg	Part-No.
6.0	477.89BG

### Crash guard angle

steel plate 5 mm thick,  
powder-coated yellow with black  
stripes (loose supply), for plugging  
down, leg length: 160 mm



Approx.kg	Part-No.
3.0	477.84B
5.5	477.85B
10.5	477.86B
15.5	477.87B



Suitable fastening material for this product:  
Set of mounting bolts type 1

**Part-No.**  
470.71



**Crash guard angle**

**With reinforced edges**

of steel plate 6 mm thick,  
powder-coated yellow with attached  
black stripes, for plugging down,  
leg length 160 mm



height 400 mm  
height 800 mm  
height 1200 mm



**Approx.kg**

7.0  
14.0  
20.5



**Part-No.**

477.90B  
477.96B  
477.97B

**Crash guard U-shape**

**with reinforced edges**

of steel plate 6 mm thick,  
powder-coated yellow  
with attached black stripes  
for plugging down  
u-section 160 x 160 mm



Height 400 mm

10.0

477.91B

Barrier posts

Stainless steel

Barrier elements

Barrier gates

Outdoor equipment

Work site protection



Secures driveways, halls with a restricted height, underpasses etc.



## Barrier

of aluminium tube  
height: 100 mm, with protective caps,  
yellow coated with black stripes,  
incl. 2 x 1.00 m steel chain



	Length	Approx.kg	Part-No.
Marking film one-sided	2000 mm	3.5	4117.20BG
	3000 mm	5.0	4117.30BG
	4000 mm	6.0	4117.40BG
	5000 mm	7.0	4117.50BG
	6000 mm	8.5	4117.60BG
Marking film both-sided	2000 mm	3.5	4217.20BG
	3000 mm	5.0	4217.30BG
	4000 mm	6.0	4217.40BG
	5000 mm	7.0	4217.50BG
	6000 mm	8.5	4217.60BG

Clearly visible crash guard for posts, pillars, poles etc.

## Crash guard angle

made of aluminium plate with 4 bores Ø 10 mm  
for plugging down  
height: 1000 mm  
angular dimension: 120 mm  
yellow/black



Approx.kg  
Part-No.

1.3  
4317RBG

1.3  
4317LBG



These products are also available in white/red;  
see barrier elements page 117

**Safety kerb****Steel angle 100 x 150 x 10 mm, for plugging down**

with 45° miter, yellow powder-coated, crash guard for fork trucks, platform floor trucks, etc.



Total width	Height	Approx.kg	Part-No.
400 mm	150 mm	7.0	477.44BG
800 mm	150 mm	14.0	477.45BG
1000mm	150 mm	18.0	477.46BG
1200 mm	150 mm	22.0	477.47BG
1500 mm	150 mm	28.0	477.48BG


**Safety handles****Steel tube Ø 48 mm,**

for openings in walls and staircase areas

**U-shape hoop**

with fixing plates 100 x 150 mm, hot-dip galvanized, powder-coated yellow with black warning stripes

Height	Depth	Approx.kg	Part-No.
1200 mm	250 mm	5.5	477.801BG
2000 mm	250 mm	8.0	477.802BG



Articles are manufactured by order.





Secures transportation routes.  
Stops and protects.

### Anti-nudge bar

Round steel tube Ø 76 mm,  
for plugging down  
with chamfered ends,  
base plates 200 x 50 x 10 mm,  
powder-coated yellow with black  
stripes, stops and protects



Total width	Height above ground	Approx.kg	Part-No.
400 mm	86 mm	3.5	477.40BG
800 mm	86 mm	5.0	477.41BG
1000 mm	86 mm	6.0	477.42BG
1200 mm	86 mm	7.0	477.43BG

### Corner - anti- nudge bar

Round steel tube Ø 76 mm,  
for plugging down  
base plates 200 x 50 x 10 mm,  
powder-coated yellow with  
black stripes



Total width	Height above ground	Approx.kg	Part-No.
700 x 700 mm	86 mm	8.5	477.50BG

### Anti-nudge hoop

Round steel tube Ø 60 mm,  
for plugging down  
base plates 100 x 150 mm,  
powder-coated yellow with black  
stripes



Total width	Height above ground	Approx.kg	Part-No.
400 mm	115 mm	3.0	477.34BG
1000 mm	115 mm	5.0	477.35BG
1500 mm	115 mm	7.0	477.36BG
2000 mm	115 mm	9.0	477.37BG



### Warning and protection profiles

Profile body:	recycling-grade polyurethane foam, without CFC
Surface:	firmlly foamed, PU film dyed by counter pressure, no external paint application
Adhesive:	acrylate adhesive, adhesive force: 21 N/25 mm
Temperature resistance:	from -40°C to +100°C for indoor and outdoor use
Fire test:	DIN 4102 B2

All profiles delivered with strong adhesive tape (except type B).

The flexible warning and protection profiles have a yellow / black warning pattern to warn of dangers at edges, projections and obstacles. At the same time they absorb impacts and thereby avoid injury and prevent damage due to run-up.

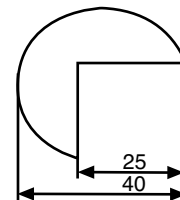
### Warning and protection profiles yellow / black – 1000 mm / 5000 mm

Article	Part-No. 1000 mm	Part-No. 5000 mm
Type A	4110	4510
Type B	4111	4511
Type C	4112	4512
Type D	4113	4513
Type E	4115	4515
Type F	4116	4516
Type G	4119	4519
Type H	4120	4520
Type R30	4117	
Type R50	4114	

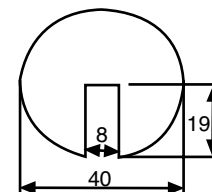
### Corner protections for black warning and protection profiles

Article	Part-No.
Type A 2-dimensional	410810
Type A 3-dimensional	410811
Type E 2-dimensional	410812
Type E 3-dimensional	410813

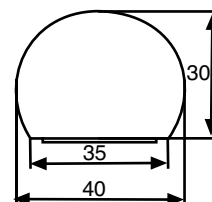
Corner protection type A



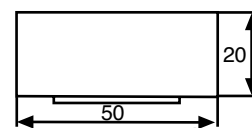
Edge protection type B



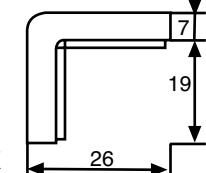
Area protection type C



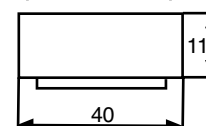
Area protection type D



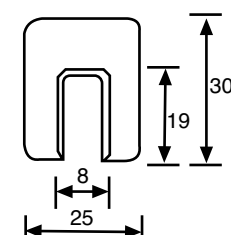
Corner protection type E



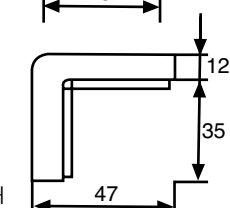
Area protection type F



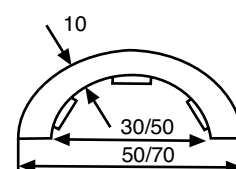
Edge protection type G



Corner protection type H



Tube protection  
type R30  
Internal size 30 mm





## Your requirements in daily business

You got a new idea and need some help?

You already have a final conception and you are looking for support?



We design the optimal product solution for you



We manufacture for you in our high-duty machine park



We will support you from the first idea to the finished product



## An overview of product solutions which we manufacture individually for you



### Barrier post

lockable with padlock incl. ground socket with hinge lid

### Bollard

with predetermined breaking point



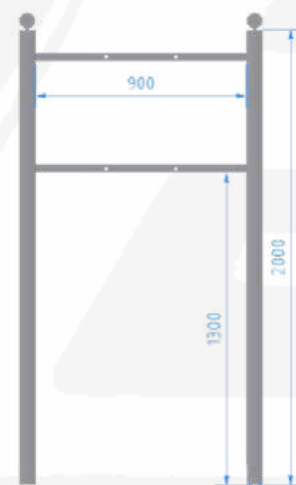
### Ornamental bollards

in your own design



### Sign frame

for industry or communes tailored to your requirements





## Gate-barrier



Barrier posts

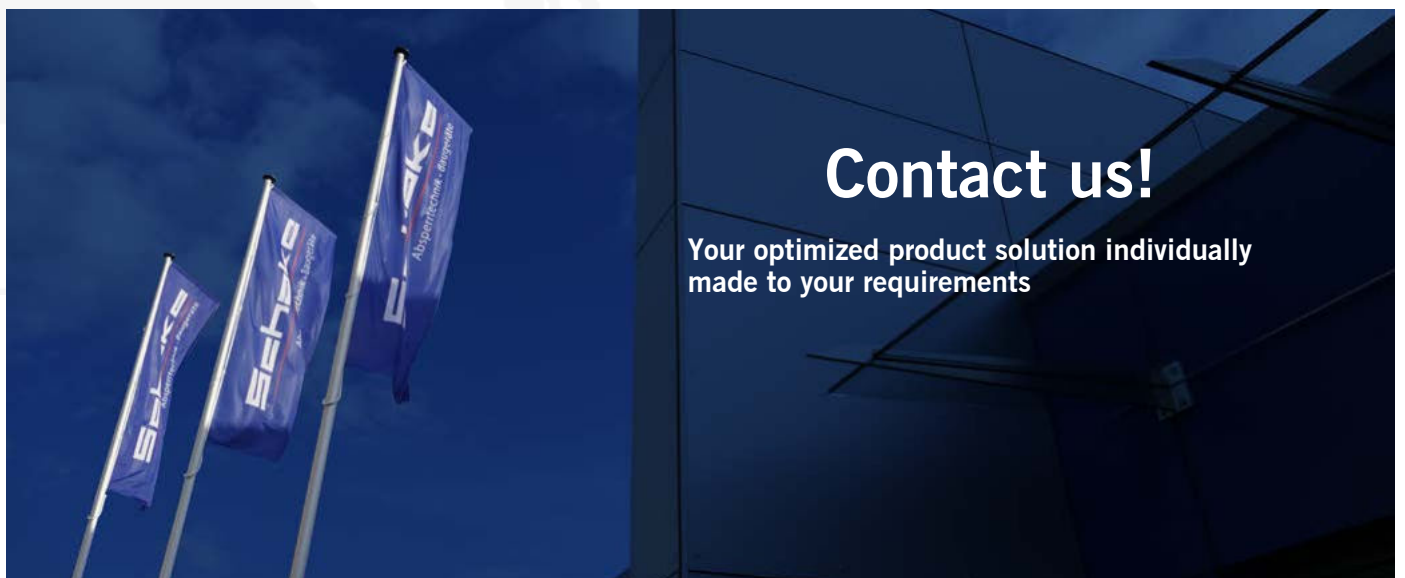
Stainless steel

## Bicycle lean-on hoop



Barrier elements

Barrier gates



# Contact us!

Your optimized product solution individually made to your requirements

Outdoor equipment

Work site protection



### Sample posts type 4702

1. **Ornamental bollard of round steel tube Ø 89 mm**  
type 40189F, removable, with triangular lock
2. **Barrier post of steel tube 70 x 70 mm**  
type 470UZH, foldable with Euro profile cylinder
3. **Barrier post of steel tube 70 x 70 mm**  
type 470FBOH, removable with triangular lock
4. **Barrier post of steel tube Ø 60 mm**  
type 460FBOH, removable with triangular lock
5. **Barrier post of steel tube 70 x 70 mm**  
type 470FUB, foldable with triangular lock
6. **Ornamental bollard of aluminium**  
type 490B, stationary for casting in concrete
7. **Car park barrier**  
type 472Z, foldable with Euro profile cylinder lock, to be fixed by plugs



### Selling box type 4707

- |   |          |
|---|----------|
| 1. <b>Barrier posts steel tube 70 x 70 mm</b><br>type 470FB, removable, with triangular locking system    | 3 pieces |
| 2. <b>Barrier posts steel tube 70 x 70 mm</b><br>type 470FUHB, foldable, with triangular locking system   | 1 piece  |
| 3. <b>Barrier posts steel tube 70 x 70 mm</b><br>type 470UZH, foldable, with Euro profile cylinder lock   | 1 piece  |
| 4. <b>Barrier posts steel tube 70 x 70 mm</b><br>type 470B, for casting in concrete                       | 1 piece  |
| 5. <b>Barrier posts steel tube Ø 60 mm</b><br>type 460B, stationary, for casting in concrete              | 3 pieces |
| 6. <b>Barrier posts steel tube Ø 60 mm</b><br>type 460B/2, stationary, for casting in concrete, 2 eyelets | 3 pieces |
| 7. <b>Car-park barrier</b><br>type 40771, foldable, with round cylinder                                   | 1 piece  |

