

# T20

## The Light Lines Collection



## INDEX

<b>TARGETTI powered by DURALAMP</b>	<b>7</b>
<b>TONES</b>	<b>19</b>
<b>DURASTRIP</b>	<b>33</b>
<b>DuraNeonFlex</b>	<b>105</b>
<b>DRIVERS / CONTROLLER</b>	<b>151</b>
<b>DURASTRIP HiVolt</b>	<b>171</b>
<b>LUMINOUS ELEMENTS</b>	<b>187</b>
<b>UNIVERSAL and ESSENTIALS PROFILES</b>	<b>197</b>
<b>PROJECT PROFILES</b>	<b>213</b>
Technical Data	323
Codes' index	334

## 19 TONES




**19**  
TONES

## 33 DURASTRIP



**50**  
DURASTRIP  
PRO70 IP65



**52**  
DURASTRIP  
PRO70 IP20



**54**  
DURASTRIP  
PRO IP68



**56**  
DURASTRIP  
PRO IP20



**60**  
DURASTRIP  
PRO240 IP65



**62**  
DURASTRIP  
PRO240 IP20



**64**  
DURASTRIP  
HIGH DENSITY




**66**  
DURASTRIP  
ULTRA HD700



**68**  
DURASTRIP  
TRIPLES



**70**  
DURASTRIP  
EXTRA NARROW



**72**  
DURASTRIP  
BIDIRECTIONAL



**74**  
DURASTRIP  
S BEND



**76**  
DURASTRIP  
EXTRALONG 24V



**78**  
DURASTRIP  
EXTRALONG 48V



**80**  
DURASTRIP  
WALL WASHER



**82**  
DURASTRIP  
GRAZER



**84**  
DURASTRIP  
FULL SPECTRUM



**88**  
DURASTRIP  
TUNABLE CCT



**90**  
DURASTRIP  
DIM-TO-WARM



**92**  
DURASTRIP  
EXTREME TUNABLE CCT



**94**  
DURASTRIP  
PRO60 RGB



**96**  
DURASTRIP  
RGB + WHITE



**98**  
DURASTRIP  
EXTRA NARROW RGB



**100**  
DURASTRIP  
ULTRA HD RGB



**102**  
DURASTRIP  
RGB PIXEL CONTROL

## 105 DuraNeonFlex



**118**  
DuraNeonFlex  
TOP



**122**  
DuraNeonFlex  
VERT



**128**  
DuraNeonFlex-Q  
TOP



**132**  
DuraNeonFlex-Q  
VERT



**138**  
DuraNeonFlex  
TWIST



**144**  
DuraNeonFlex  
MINI

## 151 DRIVERS / CONTROLLERS



New

**154**  
DRIVERS



New

**156**  
CONTROL INTERFACES



**160**  
WALL TOUCH DIMMERS  
DMX



**161**  
WALL TOUCH DIMMERS  
DALI



New

**164**  
CASAMBI

## 171 DURASTRIP HiVolt



**176**  
DURASTRIP HiVolt  
230V



New

**180**  
DURASTRIP HiVolt  
230V - 120V  
TRIAC DIMM



New

**184**  
DURASTRIP HiVolt  
120V  
CCT+DIM-TO-WARM

## 187 LUMINOUS ELEMENTS



**188**  
MINILINI




**192**  
MICROLINI




**194**  
TONDO PROFILE

## 197 UNIVERSAL and ESSENTIALS PROFILES



**200**  
PRAP-U



**201**  
PRIN-U



**202**  
PRAN-U



New

**206**  
PRAP



New

**207**  
PRIN



New

**208**  
PRAN



**210**  
PRDES0

## 213 PROJECT PROFILES



**228**  
SLIM SURFACE



**234**  
SURFACE




**246**  
FLEXIBLE



**252**  
ADJUSTABLE



**258**  
RECESSED



**268**  
RECESSED FLOOR



**274**  
PLASTER-IN



**286**  
SUSPENSION



**298**  
DECORATIVE WALL/  
FLOOR/STEP



**306**  
DECORATIVE MINILIGHT



**316**  
WARDROBE



**3F Filippi**

**TARGETTI**

**DURA**  
LAMP

Since 1952, 3F Filippi S.p.A has been a benchmark in the field of efficient technical lighting fixture design and manufacturing.

The products, which are designed and created exclusively in the Pian di Macina - Pianoro (Bologna) facilities, are an expression of the company's ability to combine the traditional and the modern, craftsmanship and technology, appearance and functionality, and efficiency and sustainability.



Targetti has been designing and producing indoor and outdoor architectural lighting fixtures since 1928.

For over ninety years, its products have been illuminating prized artistic and architectural works throughout the world and are the expression of innovation, research, and attention to detail.

The company has always placed its experience and expertise at the disposal of architects, designers, and professionals in the lighting world.



With decades of experience and solid technical skill, Duralamp offers a wide range of high quality and efficient products.

Thanks to its expertise, it selects the latest generation components, engineering reliable products, with an offer that includes sources, LED strips, and lighting fixtures.



**TARGETTI**  
powered by **DURA**  
LAMP

## LIGHT LINES

**Light plays an essential role in architectural design: it can enhance materials, textures and colours like no other element can.**


This is the reason that by trusting the technical expertise of DURALAMP and their excellent quality light sources, we have developed an entire collection dedicated to linear light: Light Lines

Lines of light integrate perfectly into architectural space, they are hidden from sight and pave the way for the imagination, particular effects and flights of fantasy. They are pure technology, uniform light, colour rendering and long-lasting.

With the Light Lines collection we are now able to provide highly specialised tools capable of supporting the work of all those involved in designing and implementing an architectural project.







Pisa Tower – Pisa – Italy

**Made for you**

## PERSONALISED SOLUTIONS FOR A GREAT PROJECT: YOURS



We are constantly searching for innovative solutions that can meet a variety of demands. Our mission is to provide light for your ideas and projects.

This is why a technical team works every day to complement the catalogue with personalised solutions of varying complexity.

Our "made to measure" service guarantee you

### **Personalised cuts and assemblies** at standard costs.

For everything you cannot already find in the catalogue do not hesitate to contact us. Our men and women will follow you throughout the creative process and support you to find products to suit your needs by always offering you the best technical solutions.



## ↘ Custom cut to size



### **STRIPS**

All LED strips and DuraNeonFlex can be supplied cut to size with or without the terminals from the range and with specific connection cable lengths.



### **PROFILES**

Aluminium and PMMA profiles can be supplied cut to size.



### **LIGHT**

Even the light colour can be custom made. DURALAMP has specific expertise in the creation of light 'spectrums' designed according to customer needs: white with specific shades, pure colours, LED strips made with colour mixes etc..

## ↘ Custom assemblies



### **READY TO USE**

Professional preparation of products ready for installation. Profiles complete with LED strips: custom made to measure, complete with the requested cables in the desired lengths, with specific end caps, with restored IP grade where requested or with other special processes (for example, resin coated final products for unusual needs or for installation in environments with particular conditions...).

# PERSONALISED SERVICE

## Ready to install

A personalised service is provided for all light ranges and profiles in this catalogue. Every process entails a fixed price that must be added to the cost per metre of the strips or profiles to be cut to size. Also consider the possibility to insert strips in profiles:

VA00	Cutting DURASTRIP HiVOLT to size* (includes a 150 cm cable):
	fixed cost of piece work
VA01	Cutting DURASTRIP to size* (includes a 20 cm cable):
	fixed cost of piece work
VA02	Cutting DuraNeonFlex to size* (includes a 30 cm cable):
	fixed cost of piece work
VA03	Cutting Universal and Essential profiles to size (includes mounting accessories) :
	Cutting DuraNeonFlex to size (no terminal)*:
VA04	fixed cost of piece work
VA05	Cutting Project profiles to size (includes mounting accessories):
	fixed cost of piece work
VA05	Assembly of strips onto profiles:
	fixed cost of piece work
VA01	EXAMPLE:
	Cutting DURASTRIP to size inserted in a Universal or Essential profile (for every piece):
VA01	fixed cost of cutting the strip
VA03	fixed cost of cutting the Universal or Essential profile
VA05	fixed cost of assembling the strip +profile (for every strip)

\* Durastrip and DuraNeonFlex must be cut by respecting the cutting pitch distances for each type.

Other particular processes such as resins, cables of specific lengths etc, must be agreed with the sales force on a project basis. The personalised service is subject to a minimum order: your local sales contact or our headquarters in Florence will evaluate the options available with you depending on the size of the project and required production time.






**DuraNeonFlex**

Targetti Headquarters Florence







**Boston Logan Airport, Terminal B**

COUNTRY: Boston

LIGHTING DESIGN: Collaborative Lighting, LLC

Architect: AECOM

PHOTOS: © 2019 AECOM/Photography by Robb Williamson

Awards: 2019 Lumen - Illumination Award of Interior Lighting Design





**19**  
**TONES**

# TONES





## ↘ TONES:searching for the best light.

The TONES project started with the touch of madness we are famous for; artificially create the best light for a variety of combinations and colours. A research project more than normal daily work that lasted almost a year, shared with a team of architects from

the company Gensler, one of the largest architectural firms in the world. Together we analysed different combinations of materials and colours that are used in modern architecture and created the most suitable spectrum of light for each of them to enhance each composition,



both as a whole as well as every single component. The team of architects evaluated the colour rendering of individual materials, the harmony and synchronicity between the various colours, the perception of different textures and contrast enhancement;

in order to strengthen the expressive message as a whole. This was all possible to the capacity of a series of LED combinations that as a whole produce different shades of light, all with extremely rich emission spectrums to emphasize different colours.





## Today the TONES range has seven different shades of light

created digitally at first and then concretely reproduced to express various spectrums that have been specifically combined and shaped to enhance different combinations of materials and colours. A completely new, highly specialised light that has never been seen before.

The TONES range is ideal for domestic, retail, hotel and entertainment lighting, spaces where there is an interior design project that takes into account colours and materials aimed at creating a style and an atmosphere and to elicit particular emotions.



# TONES

## OPTICS

Frontal emission LED source with a projection angle of 120° available in IP20 and IP68 versions.

## LED

5 metre reel; 84LED/M

## LED LIFETIME

L80/50000H

## ALIMENTAZIONE

24V DC

TONES expresses a concept of a completely new light. No longer standard colour temperatures of light- warm, natural or cold light – and not even a precise point on the spectrum produced on request. With TONES the spectrums have been fashioned to create specific atmospheres and to ‘make’ environments like never before or better, just like in the imagination of the designer. TONES comes in 7 different "tones" of light with as many light spectrums created ad hoc in collaboration with the Architecture and Design firm Gensler to enhance and exalt different combinations of materials and colours.







**Chase Center**  
**Home of the Golden State Warriors**  
COUNTRY: SAN FRANCISCO, CA - USA  
LIGHTING DESIGN: First Circle Design  
(Interiors)  
PHOTOS: ©Jason O'Rear / Chase Center

# TONES

01



## CALM

Ideal materials: bricks, leather and carpet.  
Ideal colours: red, violet, brown and orange

Inspired by warm colours of the sunset TONES CALM is ideal to light materials that transmit warmth with a definite texture. Ideal for spaces where you want to convey calmness, warmth and relaxation. It is certainly the tone that is closest to that of an incandescent lamp, but unlike the latter it can respect the veracity of white and colder colours.

02



## SENTIMENTAL

Ideal materials: gold-plated metals, various shades of wood and flesh tones.

A well calibrated spectrum particularly focused on warm yellow tones but with peaks of blue and green to ensure perfect perception of white and grey, as well as perfect rendering of warm tones. It is ideal for lighting a palette of colours and materials with darker tones to create a sophisticated look. The mix of dark greys, blacks and mustard brings to mind a more masculine, "classic" style space.

03

04



## RECHARGE

Ideal materials: plastic, leather, wood and woven fabrics.  
 Palette: neutral tones, azure, violet, green and beige.

Finally, a light with warm shades that can enhance blue and azure. It has a wellbalanced spectrum that can enhance warm neutral tones as well as colder colours like azure and blue and brighter and brilliant shades. A light tone that can reinforce the message of relaxation and naturalness. Colour combinations used where the intention is to elicit emotions with earth colours and jewel tones.

## COLLABORATIVE

Materials: prints, stone materials, plasterwork and wood.  
 Palette: white, grey, brown and mustard.

A neutral tone light that works very well with whites and greys as well as warm bright shades such as mustard and burgundy.  
 The combination between the finishes and "collaborative" lights dedicated to them reinforce the message of an elegant, warm and refined style.



# TONES

05



## EDGY

Materials: marble, metal, stone and wood.

Palette: pure white, black, brown, yellow, red and orange.

A soft, neutral light that works well with natural materials like stone, wood and metals, yet at the same time capable of reproducing black and white faithfully.

A light that can combine materials and warm and cold shades for a more modern, urban appearance.

06



## ENERGETIC

Materials: plastic, prints and leather.

Palette: white, black and saturated colours.

The ideal light for enhancing “non” colours like deep black and pure white, that can also respect saturated colours such as bright red.

This “energetic” light enhances this timeless style in a combination of important, refined, geometric and rigorous contrasts that can relax users and transmit energy to them at the same time.

07



## LIVELY

Materials: all materials.  
Palette: all colours.

Certainly, this is the best light for spaces with a wide range of materials and colours. This is a neutral light, the coldest in the TONES range that is also capable of reproducing warm tones faithfully. From tests carried out it is certainly the light with the best colour rendering on a large number of samples which makes it an excellent compromise where there are no obviously dominant colours. A bright light that reproduces neutral tones light grey and bright green very well which makes it suitable to bring a dash of nature inside closed spaces and enhance them. Gives a sense of freedom and vitality.

**LED Strips in 7 different shades of light to express different light spectrums specially designed in collaboration with the Gensler Architectural and Design firm to exalt and enhance different combinations of materials and colours.**

Please see the special section to choose the light shade that is most suitable for the materials and colours of the environment that is the focus of the lighting project.

Cold extrusion flexible silicon reel profile (5m in length) with 84 LED/m. Custom designed LED sources that can house 4 different LEDS in a single case with different characteristics in terms of emitted wavelengths and types of phosphors applied.

Front-emitting LED with a beam projection angle of 120° available in IP20 and IP68 versions.

Installation can be carried out using 3M® double-sided adhesive film or by using plastic silicon clips (included in the package). Rigid profiles are also available as accessories for visible installations. The strips can be cut using scissors at intervals of every 6 LEDs and made watertight again (in the IP68 versions) by using the caps supplied (supplied with the indicated cutting kit). Every reel is equipped with male female connectors (this only applies to the IP68 versions) to connect two light profiles together. The maximum length per single power supply is 5m. The IP68 versions are ideal for outdoor installations and under fresh water (without chloride).

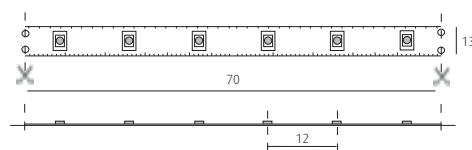
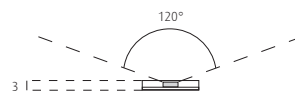
To be fitted to an electronic 230V/24Vdc power supply available as an accessory. The control board can manage fixtures for a total power of max 100W. The control system is supplied with the Kit version.

A repeater is available as an accessory to connect more than one strip to the control board (see the installation drawing). The control board is equipped with an input for passive (10K variable resistance) or active (0-10V analogue signal) dimming.

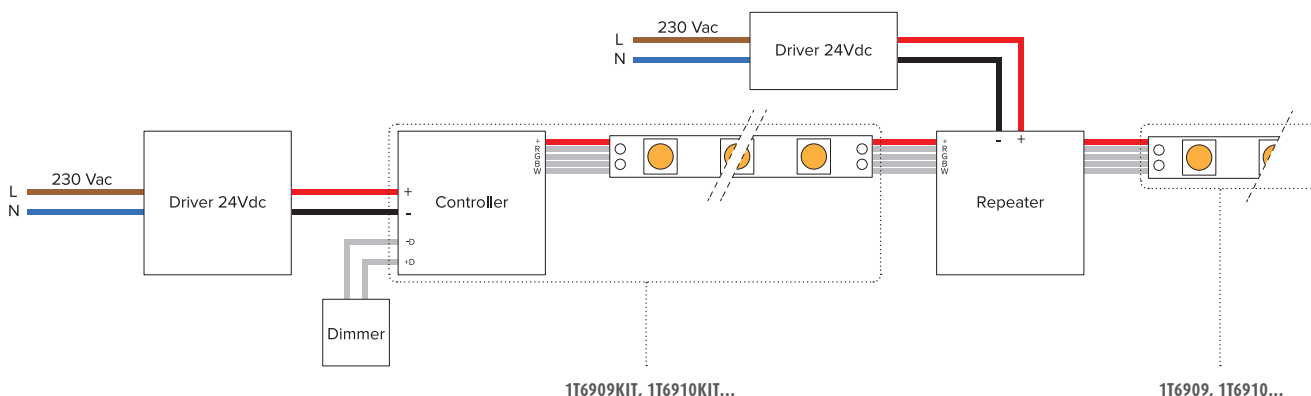
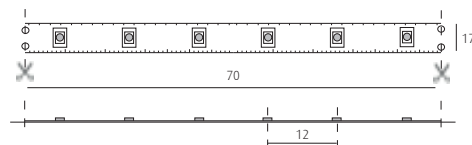
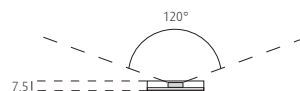
24Vdc



IP20

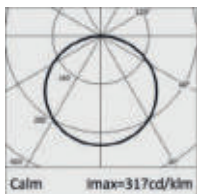


IP68



## CALM 11W/m

art.	IP
<b>1T6909</b>	IP20
<b>1T6909KIT</b>	IP 20 KIT
<b>1E3391</b>	IP68
<b>1E3391KIT</b>	IP68 KIT



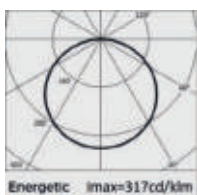
## EDGY 7W/m

art.	IP
<b>1T6910</b>	IP20
<b>1T6910KIT</b>	IP 20 KIT
<b>1E3392</b>	IP68
<b>1E3392KIT</b>	IP68 KIT



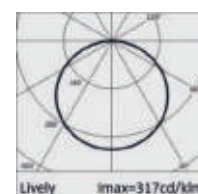
## ENERGETIC 10W/m

art.	IP
<b>1T6911</b>	IP20
<b>1T6911KIT</b>	IP 20 KIT
<b>1E3393</b>	IP68
<b>1E3393KIT</b>	IP68 KIT



## LIVELY 10W/m

art.	IP
<b>1T6912</b>	IP20
<b>1T6912KIT</b>	IP 20 KIT
<b>1E3394</b>	IP68
<b>1E3394KIT</b>	IP68 KIT



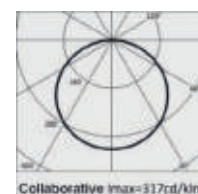
## SENTIMENTAL 7,5W/m

art.	IP
<b>1T6913</b>	IP20
<b>1T6913KIT</b>	IP 20 KIT
<b>1E3395</b>	IP68
<b>1E3395KIT</b>	IP68 KIT



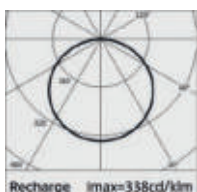
## COLLABORATIVE 8W/m

art.	IP
<b>1T6914</b>	IP20
<b>1T6914KIT</b>	IP 20 KIT
<b>1E3396</b>	IP68
<b>1E3396KIT</b>	IP68 KIT



## RECHARGE 8,5W/m

art.	IP
<b>1T6915</b>	IP20
<b>1T6915KIT</b>	IP 20 KIT
<b>1E3397</b>	IP68
<b>1E3397KIT</b>	IP68 KIT



Kelvin/CRI/TM30: page 235

The control system is supplied with the Kit version.

## DRIVER – CONTROLLERS



art.	W	Volt IN		Volt OUT	PF	L	L1	L2	80119058	
<b>ZK73100-SL</b>	100	200-240	II	24V DC	0,9	30	18,5	320	43915	1

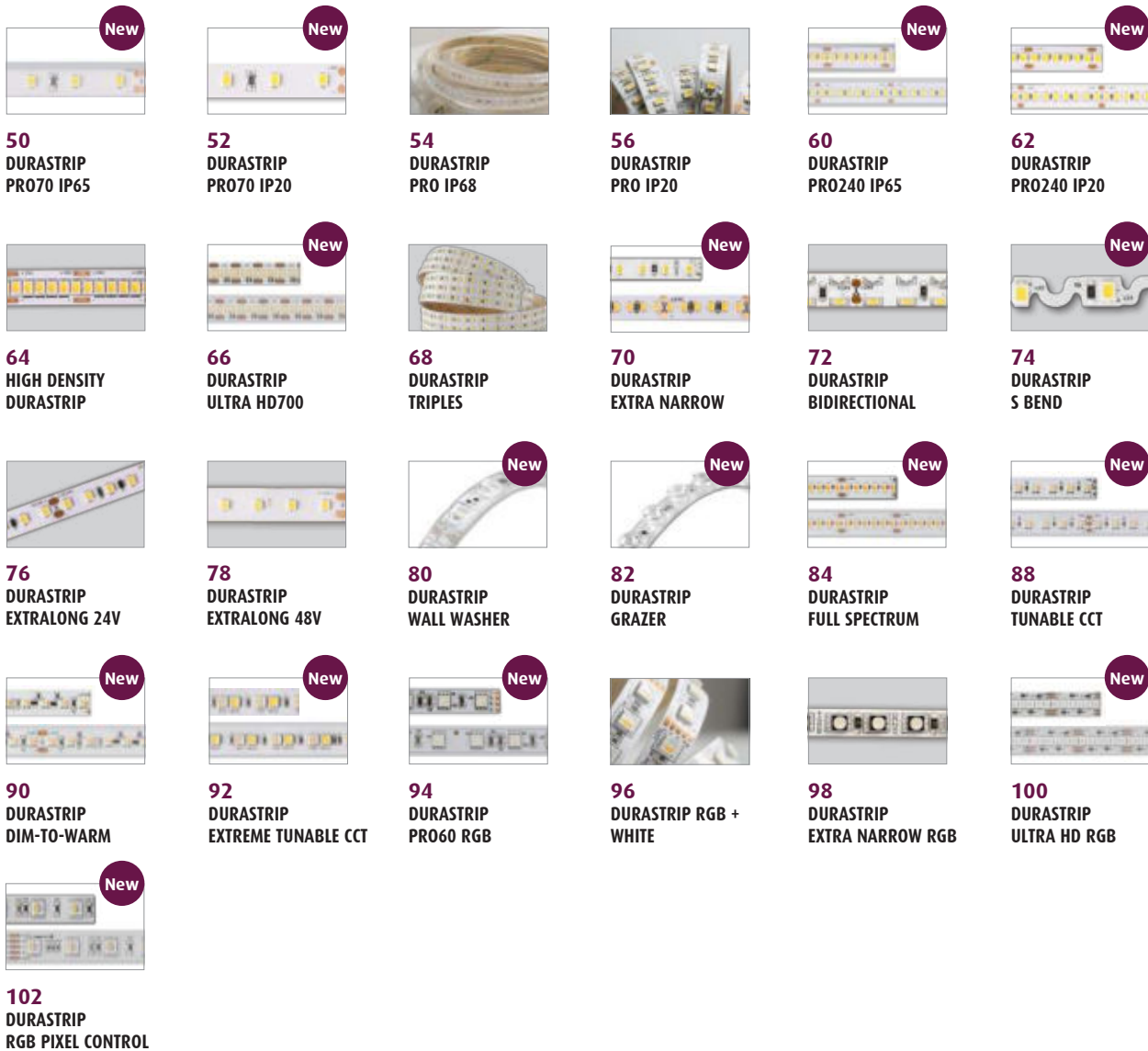


\* Possibility to control output voltage.

art.	W	Volt IN		Volt OUT	PF	L	L1	L2	80119058	
<b>ZK73100</b>	100	100-240	I	24VDC	0,9	68	34	216	33329	1

art.	Max current (A)	Volt OUT	Volt IN	Connection	IP	L1	L2	L3	80119058	
<b>ZKREP-4CH</b>	5/CH	24V @ 480W	12-36V <sub>DC</sub>	Screw	20	178	46	22	62701	1
<b>ZKREP-4CH-IP</b>	5/CH	24V @ 480W	12-36V <sub>DC</sub>	Screw	67	181	74	38	62718	1





# DURASTRIP



# ALL THE LIGHT YOU WANT

## ↘ White light



General Lighting  
Emphasising architectural detail  
Highlighting featured areas  
Single colour light  
Intensity dimming

	2200	2700	3000	3500	4000	6000	IP20	IP65	IP67	IP68	WATT/m
DURASTRIP PRO70		●	●		●	●	●			●	10W - 14W - 19W
DURASTRIP PRO	●	●	●	●	●	●	●			●	5W->15W (IP68-->30W)
DURASTRIP PRO240		●	●		●	●	●			●	14W - 19W - 24W
DURASTRIP HIGH DENSITY	●	●	●	●	●	●	●				24W
DURASTRIP ULTRA HD700		●	●	●	●	●	●	●			20W
DURASTRIP TRIPLES			●		●		●				42W
DURASTRIP EXTRA NARROW	●	●	●	●	●	●	●				7,7W
DURASTRIP BIDIRECTIONAL	●	●	●	●	●	●	●				14,4W
DURASTRIP S BEND		●	●	●	●	●	●				7,2W
DURASTRIP EXTRALONG 24V			●		●		●	●			11W
DURASTRIP EXTRALONG 48V			●		●		●	●			5,6W
DURASTRIP WALL WASHER		●	●	●	●	●			●		19,2W
DURASTRIP GRAZER		●	●	●	●	●			●		19,2W

# Human centric lighting ↙



Human Centric Lighting combines both luminous performances along with the well-being of people.

By operating dynamically, intensity and colour temperature will work in harmony with the natural circadian rhythm of the human body as well as having the capability to adapt to the different moments and tasks of the day.

Light is therefore not set at a fixed value but becomes an integral part of the end user's environment allowing them to participate towards the comfort of their own surroundings.

	2200	2700	3000	3500	4000	6000	IP20	IP54	IP65	IP68	WATT/m
DURASTRIP FULL SPECTRUM		●	●	●	●	●	●			●	14W
DURASTRIP TUNABLE CCT	2200K-3500K; 2700K-6000K						●		●		9,6W
DURASTRIP DIM-TO-WARM	1800K-3000K; 2700K-6000K						●		●		24W
DURASTRIP EXTREME TUNABLE	3000K-6000K RGBA						●	●			23W



## Light and colour



Colour Emotion  
 Visual Interest  
 Paint with Light  
 Colour variation

	RGB	RGBW	PIXEL CONTROL		IP20	IP65	IP68	WATT/m
DURASTRIP PRO60 RGB	●				●	●		10W
DURASTRIP RGBW 4-in-1		●			●		●	15W
DURASTRIP RGBW		●			●		●	9,4W
DURASTRIP EXTRA NARROW RGB	●				●			14,4W
DURASTRIP ULTRAHD RGB	●				●	●		14,4W
DURASTRIP RGB PIXEL CONTROL				●	●			20W



**Cinéma Kosmorama**

COUNTRY: Haderslev - Denmark

LIGHTING: Henrik Stokholm, Duralys

# DURASTRIP

01



Ra >95

Very high colour rendering:  
indispensable in prestigious projects,  
environments with particular uses,  
museum installations...

02



COLOUR PRECISION

High quality LED sources with the Bin  
centred on the Planck curve with a 2  
step MacAdam tolerance on all lots in  
production. Precision colour temperature  
in the entire range.

COLOUR CONSISTENCY

among the various lots in production  
and cancellation of colour shifting during  
useful life thanks to the low driving  
current, excellent thermal management  
and effective control of the production  
line.


03

04



## COLOUR UNIFORMITY IP20 AND IP68

DuraStrip IP68 are produced with extrusion technology: the high quality materials used make it possible to maintain the same light colour between IP20 and IP68!



IP20

IP68



## LONG LIFE : L70 60.000H

Double track substrate: the low power on every circuit allows for lower temperatures with a consequent reduction in voltage drop along the length.

The improved thermal management ensures a longer life for the LED sources maximising performance and colour quality over time.



# DURASTRIP

01




## DIMMABLE FROM 0 TO 100%:

easy to control light with the most common dimming systems

- DALI
- DMX
- Domotics
- Push, DALI
- CASAMBI compatible

02



## IP20 - IP65 - IP67 - IP68

The degree of protection can be selected depending on the use. Normally used in indoor installations IP20 strips can be sealed in profiles which increases mechanical resistance and simplifies maintenance.

IP20

IP65

IP67

IP68



03



## CERTIFIED QUALITY

Duralamp strips are UL certified, a quality mark which is more and more often required in Europe.

04



## 5 YEAR 24\*H WARRANTY

Essential from small installations to large projects.

\* For details on the warranty see the relative page on the web site


# DURASTRIP

## TM30


The Colour Rendering Index **Ra** or **CRI**, is a dimensionless index that ranges from 0 to 100 and partially describes the capacity of a light source to faithfully render the colour of a consistently lit object in line with what a reference source would do. It is based on the adherence of a source to the light emitted by a tungsten filament evaluated on a panel of 14 colour samples, of which only the first 8 are taken into consideration, none with saturated hues.

The **TM-30** 30 index allows for a more complete reading on the way a source is able to render colour. It introduces the concept of saturation, uses a balanced mixture of incandescent lamps and sunlight as a reference and extends colour samples to 99 subdivided into 7 reference areas with colours from nature for example flowers and leaves, skin tones, colours of paintings, textiles, plastics, printed material and 14 CRI colour samples.

**CRI** COLOUR RANGE



**TM-30** COLOUR RANGE

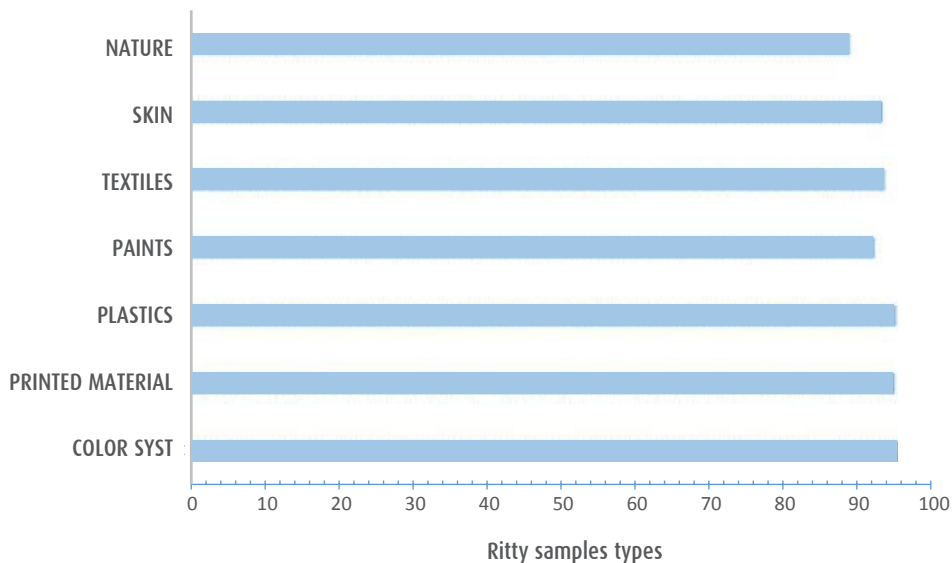


The additional information that TM30 can give is provided by two graphs that summarise the values relating to Rf, Rg and Hue Shift (a shift in the colour hue, or the perception of a false colour compared to what we would see in sunlight), and the second how the source works for groups of materials (99CES) for immediate understanding:

The “rendering” of the source is expressed with a series of explanatory graphics of the colorimetric and qualitative characteristics and 2 distinct indexes.

**The fidelity index Rf**, which describes the ability of the source to render colours.

It varies on a scale of 0 to 100 where 100 is perfect adherence. It is also possible to have Rf targeted on one of the seven reference areas. For example “Rf skin” refers to the ability of the source to express the colours relating to the reference area concerning skin tone. It is similar to Ra but can be lower given that the reference colours range from 14 to 99 .



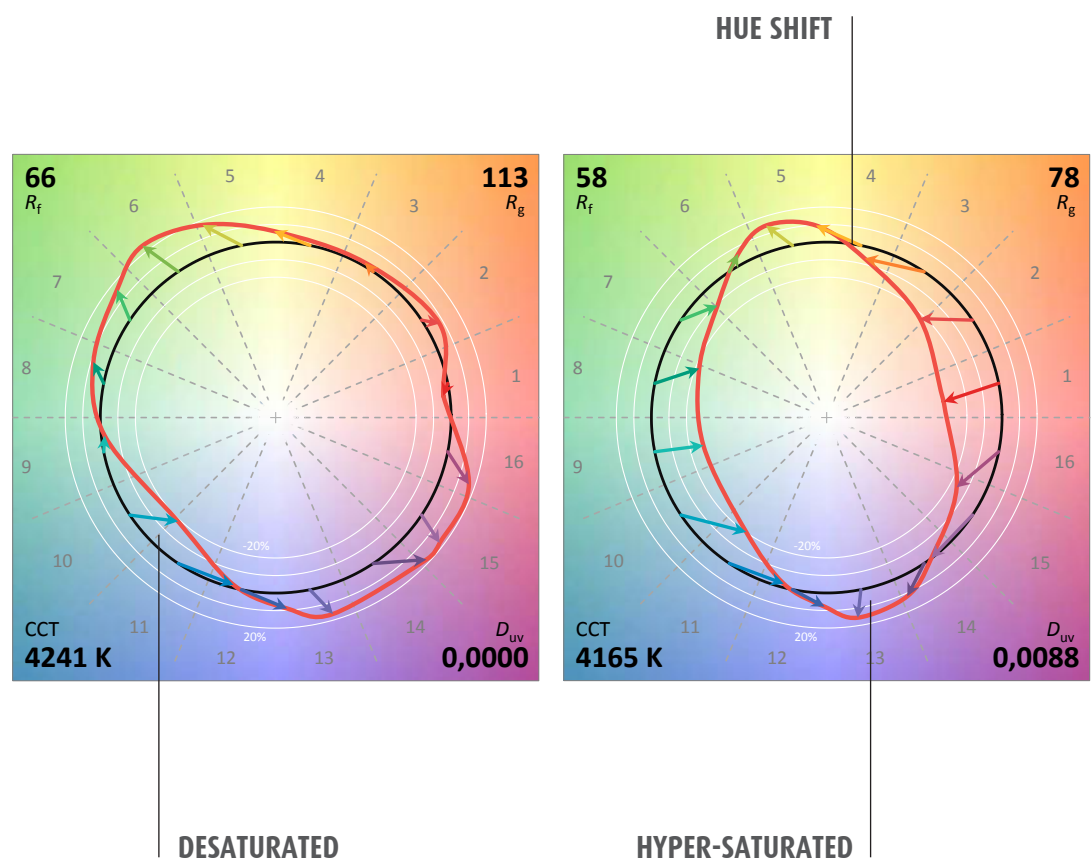
**DURALAMP is able to provide TM-30 values for all ranges in the catalogue on request.**

# DURASTRIP

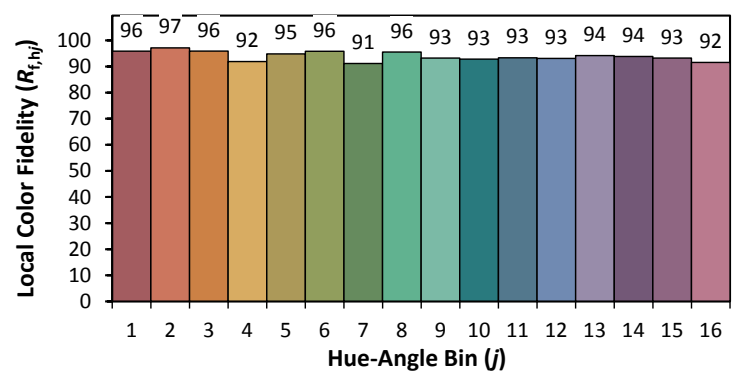
## TM30

**The Gamut index  $R_g$** , which expresses the saturation level of the colours lit by the source. It varies on a scale from 60 to 140. Values lower than 100 indicate a decrease in saturation, higher values indicate an increase in saturation therefore more vivid colours.

Colours will be more or less saturated depending on whether they are inside or outside the reference circle.



The last in-depth graph is the detail of the deviation and rendering of semitones compared to the reference source that is represented by the following diagram:

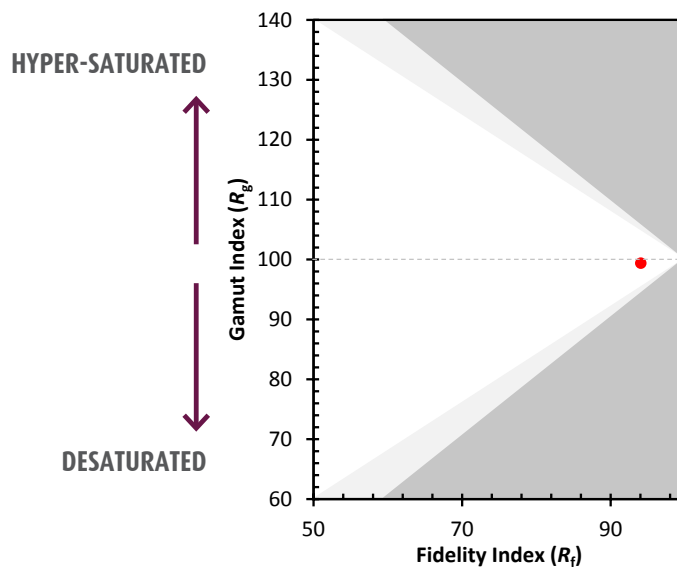




**DESATURATED**



**HYPER-SATURATED**



**HUE-SHIFT**



# DURASTRIP

**QUALITY IS MADE OF GOLD, COPPER AND PRECIOUS PHOSPHORS ...**



## WHAT "MAKES THE DIFFERENCE" IN CLEAN LIGHT EMISSION?

### PURE GOLD 99.9% CONNECTIONS

of a diameter of 1.0UM or above. Gold ensures the best stability connection and improved resistance to dangerous chemical agents (oxidising substances), an important difference compared to LED sources from other producers.

### PLASTIC HOUSING

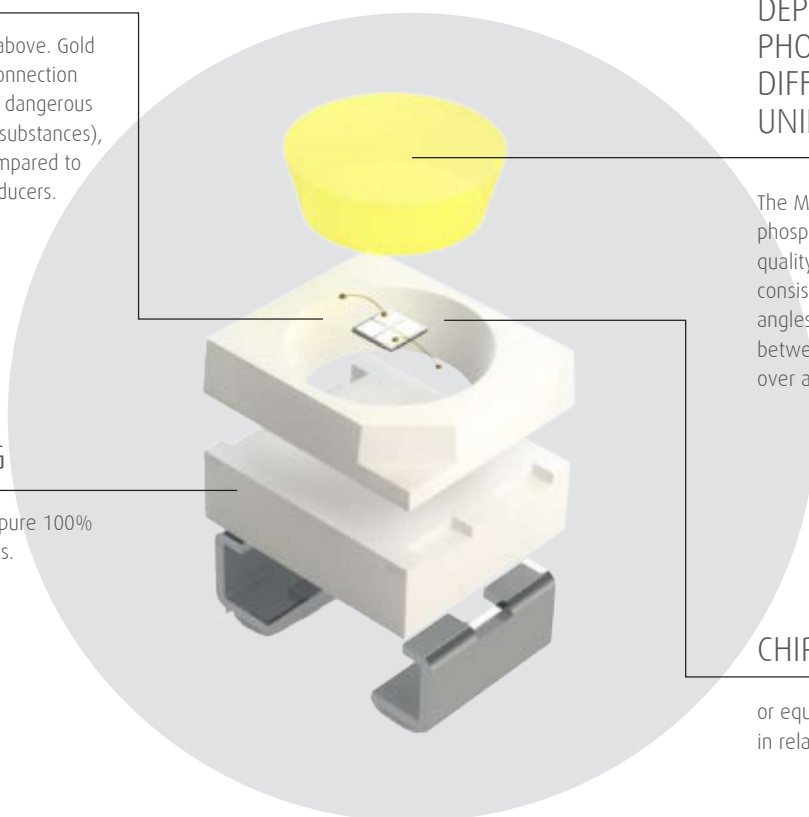
of non-Reconditioned and pure 100% copper for external contacts.

### DEPOSITION OF PHOSPHORS AND DIFFUSER GEL IN UNIFORM THICKNESSES

The Mitsubishi and Intematix phosphors used provide the highest quality and efficiency for colour consistency on all light emission angles, ensuring total colour uniformity between the different production lots over a period of time.

### CHIP EPISTAR

or equivalent quality brands (can vary in relation to the type of strip).



## ...ALSO, A GOOD BALANCE OF ELEMENTS

### WELDABLE POINTS PROTECTION


(OSP - ORGANIC SOLDERABILITY  
PRESERVATIVE):

It is a chemical process that adds a layer of organic coating to the bare copper surface: it has antioxidant effects and greater protection from thermal shock and humidity that are normally present in standard environments.

### THICKNESS OF COPPER LAYERS OPTIMISED

by type, length and power of the  
product:

28gr/56gr/85gr/113gr. 28gr  $\geq 35\mu$



- 1 Layer of Polyimide (PI) which is highly resistant to heat, wear and friction
- 2 Layer of copper with a printed circuit board
- 3 Layer of Polyimide (PI)
- 4 Second layer of copper
- 5 Layer of Polyimide (PI)
- 6 3M adhesive

### WE HAVE INDICATED THE DISTANCE ON EVERY STRIP

It is necessary between the strip and the diffuser on the profile or the wall to eliminate any possible speckled effect.


MAX  $\updownarrow$  NO  
1,6mm DOT

### MINIMUM DISTANCE TO REDUCE THE SPECKLE EFFECT:



# DURASTRIP

DURASTRIP are the real stars of our lighting projects. They are what add value to environments by 'moulding' them with the different features in the range which has been extended significantly to provide new tools, not only in terms of light colour but also in design and installation applications.





**Lido House Hotel**  
COUNTRY: Newport Beach, CA.  
LIGHTING DESIGN: First Circle Design  
ARCHITECTURAL DESIGN: WATG  
PHOTOS: ©SAC Design



# DURASTRIP PRO70 IP65

## LED

LED 2835  
70 LED/m  
37W (7,2W/m) - 50W (10W/m) - 70W (14W/m)  
24VDC  
Ra >90  
Lifetime: >50,000 h  
Warranty: 5 years

## COLOURS OF LIGHT

Choice of white colour temperature

## BINNING

ANSI/SDCM: 3 step.  
2700K - 3000K - 4000K - 6000K

## DIMMABILITY

Dimmable 0-100%  
DALI - DMX - 1-10  
Analogue and digital domotic control systems  
Push Dali with ZKCDA controllers  
CASAMBI compatible

## CONNECTIONS

Complete with a 15 cm long IP65/68 M/F cable on 2 sides. Maximum connection length 5 m. Max 4A.  
For longer connections, connect in series or parallel, diagram on page 152.  
Strips can be cut to size by following the cutting indications printed on the strips. For IP65/IP68 strips restore the IP protection after cutting.

## ASSEMBLY

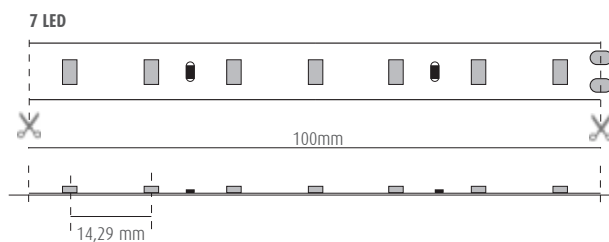
Complete with 3M double-sided tape to attach to the surface and jumpers to be screwed to the surface. When using double-sided tape degrease the application surface adequately.

## PACKAGE

Packaged in 5 m reels.  
Or custom products cut to specific lengths see page 11, 322.

DURASTRIP PRO70 were designed to satisfy the range of use that requires an excellent product as well as cost optimisation. The PRO70 range is produced with a single circuit substrate, a leaner production that takes advantage of production progress to obtain efficient strips with excellent light emission and colour control over time. Available in an IP20 and IP65 version.

### LED SPACING AND PITCH CUT



Cutting DURASTRIP to size\*:

fixed cost of piece work

VA01

\* Please consider pitch cut. Includes a 20 cm cable.





PRO

24V  
DC

Ra>95

50000h  
L70 B20

IP65

-25°  
+35°C

III

E471161

G5/h24

A++

A+

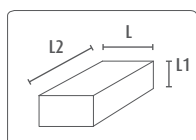
A

Risk  
Group 0

MAX  
6mm

NO  
DOT

	art.	W	W/m	lm/m	K	N° LED/m		L	L1	L2		
NEW	07U272407EX-SB	36	7,2	710	2700	70	120°	12	5	5000	954758	1
NEW	07U272410EX-SB	50	10	990	2700	70	120°	12	5	5000	954734	1
NEW	07U272414EX-SB	70	14	1215	2700	70	120°	12	5	5000	954741	1
NEW	07U302407EX-SB	36	7,2	750	3000	70	120°	12	5	5000	954789	1
NEW	07U302410EX-SB	50	10	1045	3000	70	120°	12	5	5000	954765	1
NEW	07U302414EX-SB	70	14	1280	3000	70	120°	12	5	5000	954772	1
NEW	07U402407EX-SB	36	7,2	780	4000	70	120°	12	5	5000	954819	1
NEW	07U402410EX-SB	50	10	1100	4000	70	120°	12	5	5000	954796	1
NEW	07U402414EX-SB	70	14	1350	4000	70	120°	12	5	5000	954802	1
NEW	07U602407EX-SB	36	7,2	780	6000	70	120°	12	5	5000	954840	1
NEW	07U602410EX-SB	50	10	1100	6000	70	120°	12	5	5000	954826	1
NEW	07U602414EX-SB	70	14	1350	6000	70	120°	12	5	5000	954833	1



For further details on other connection configurations see the connection diagrams on the following pages or at this link.



	<b>ZK7360</b>	60W	IP20
	<b>ZK73100-SL</b>	100W	IP20
	<b>ZK73100</b>	100W	IP67
	<b>ZK73200</b>	200W	IP67
	<b>ZK73320</b>	320W	IP67
	<b>ZK73600T</b>	600W	IP67
	<b>ZK73150-D</b>	150W	IP20

	<b>DALI-ZKTPC</b> (DALI)
	<b>ZKTPC-DIM</b> (DMX)
	<b>ZKCDAFF</b> (DALI)
	<b>ZKCDMX-RFF</b> (DMX)
	<b>ZKCDMXWFF</b> (DMX)
	<b>ZKC1-10FF</b> (1-10)
	<b>FF = FLICKER FREE</b>

	UNIVERSAL PROFILES
	SURFACE PROFILES
	RECESSED PROFILES
	FLEXIBLE PROFILES
	SUSPENSION PROFILES

DRIVER: complete info on page 152

## DURASTRIP PRO70 IP20

### LED

LED 2835  
70 LED/m  
38W (7,2W/m) - 50W (10W/m) - 70W (14W/m)  
24VDC  
Ra >90  
Lifetime: >50,000 h  
Warranty: 5 years

### COLOURS OF LIGHT

Choice of white colour temperature

### BINNING

ANSI/SDCM: 3 step.  
2700K - 3000K - 4000K - 6000K

### DIMMABLE

Dimmable 0-100%  
DALI - DMX - 1-10  
Analogue and digital domotic control systems  
Push Dali with ZKCDA controllers  
CASAMBI compatible

### CONNECTIONS

IP20: terminals with free wires  
Maximum connection length 5 m. Max 4A.  
For longer connections, connect in series or parallel, diagram on page 152.  
Strips can be cut to size by following the cutting indications printed on the strips.

### ASSEMBLY

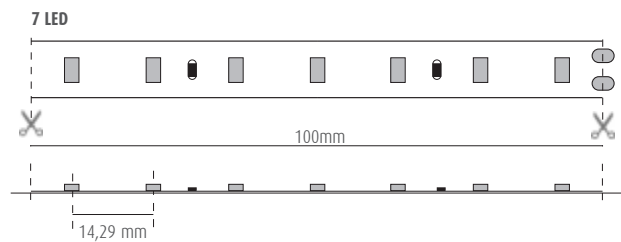
Complete with 3M double-sided tape to attach to the surface and jumpers to be screwed to the surface. When using double-sided tape decrease the application surface adequately.

### PACKAGE

Packaged in 5 m reels.  
Or custom products cut to specific lengths see page 11, 322.

DURASTRIP PRO70 were designed to satisfy the range of use that requires an excellent product as well as cost optimisation. The PRO70 range is produced with a single circuit substrate, a leaner production that takes advantage of production progress to obtain efficient strips with excellent light emission and colour control over time. Available in an IP20 and IP65 version.

#### LED SPACING AND PITCH CUT



Cutting DURASTRIP to size\*:




fixed cost of piece work

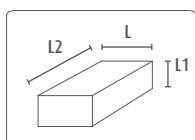
VA01

\* Please consider pitch cut. Includes a 20 cm cable.





PRO	24V DC	Ra>90	50000h L70 B20	IP20	-25° +35°C	III	UL E471161	G5/h24	A++ A+ A	Risk Group 0	MAX 6mm	NO DOT
-----	-----------	-------	-------------------	------	---------------	-----	---------------	--------	----------------	-----------------	------------	-----------


	art.	W	W/m	lm/m	K	N° LED/m		L	L1	L2	 8011905	
NEW	07U272407IN-SB	36	7,2	710	2700	70	120°	10	1	5000	954635	1
NEW	07U272410IN-SB	50	10	990	2700	70	120°	10	1	5000	954611	1
NEW	07U272414IN-SB	70	14	1215	2700	70	120°	10	1	5000	954628	1
NEW	07U302407IN-SB	36	7,2	730	3000	70	120°	10	1	5000	954666	1
NEW	07U302410IN-SB	50	10	1045	3000	70	120°	10	1	5000	954642	1
NEW	07U302414IN-SB	70	14	1280	3000	70	120°	10	1	5000	954659	1
NEW	07U402407IN-SB	36	7,2	780	4000	70	120°	10	1	5000	954697	1
NEW	07U402410IN-SB	50	10	1100	4000	70	120°	10	1	5000	954673	1
NEW	07U402414IN-SB	70	14	1350	4000	70	120°	10	1	5000	954680	1
NEW	07U602407IN-SB	36	7,2	780	6000	70	120°	10	1	5000	954727	1
NEW	07U602410IN-SB	50	10	1100	6000	70	120°	10	1	5000	954703	1
NEW	07U602414IN-SB	70	14	1350	6000	70	120°	10	1	5000	954710	1




For further details on other connection configurations see the connection diagrams on the following pages or at this link.



	<b>ZK7360</b>	60W	IP20
	<b>ZK73100-SL</b>	100W	IP20
	<b>ZK73100</b>	100W	IP67
	<b>ZK73200</b>	200W	IP67
	<b>ZK73320</b>	320W	IP67
	<b>ZK73600T</b>	600W	IP67
	<b>ZK73150-D</b> 	150W	IP20

	<b>DALI-ZKTPC</b> (DALI)
	<b>ZKTPC-DIM</b> (DMX)
	<b>ZKCDAFF</b> (DALI)
	<b>ZKCDMX-RFF</b> (DMX)
	<b>ZKCDMXWFF</b> (DMX)
	<b>ZKC1-10FF</b> (1-10)
	<b>FF = FLICKER FREE</b>

	UNIVERSAL PROFILES
	SURFACE PROFILES
	RECESSED PROFILES
	FLEXIBLE PROFILES
	SUSPENSION PROFILES

DRIVER: complete info on page 152

# DURASTRIP PRO IP68

## LED

LED 3528

24W (5W/m) - 45W (10W/m) - 60W (12W/m) - 75W (15W/m) - 150W (30W/m)

24VDC

Ra >95

Lifetime: >60,000 h

Warranty: 5 years

## COLOURS OF LIGHT

Choice of white colour temperature

## BINNING

ANSI/SDCM: 2 step.

2200K - 2700K - 3000K - 3500K - 4000K - 6000K

## DIMMABILITY

Dimmable 0-100% Flicker Free

DALI - DMX - 1-10

Analogue and digital domotic control systems

Push Dali with ZKCA controllers

CASAMBI compatible

## CONNECTIONS

Complete with a 15 cm long IP65/68 M/F cable on 2 sides. Maximum connection length 5 m. Max 4A.

For longer connections, connect in series or parallel, diagram on page 152.

Strips can be cut to size by following the cutting indications printed on the strips. For IP65/IP68 strips restore the IP protection after cutting.

## ASSEMBLY

Complete with 3M double-sided tape to attach to the surface and jumpers to be screwed to the surface. When using double-sided tape degrease the application surface adequately.

## PACKAGE

Packaged in 5 m reels.

Or custom products cut to specific lengths see page 11, 322.

## ACCESSORIES

See page 58.

Cutting DURASTRIP to size\*:

fixed cost of piece work

VA01

\* Please consider pitch cut. Includes a 20 cm cable.



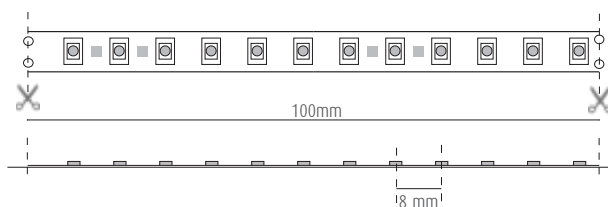
DURASTRIP PRO uses "copper shielded" technology (complete copper coating on the circuit on both sides of the support) designed by our Research and Development Laboratory: the increased quantity of copper improves thermal management and ensures a longer life.

DURASTRIP PRO are produced with a dual circuit substrate: the power distributed to every circuit is less, the temperature is halved and the risk of power failures is eliminated.

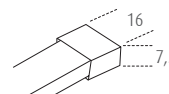
LED density constant on all powers: minimising the 'dot' effect even with a grazing light. Using LED 3528 limits the colour shifting effect on the beam emission angles.

Thanks to the new extrusion technology the colour temperature of DURASTRIP PRO IP68 is EXACTLY the same as DURASTRIP PRO IP20. A big advantage that makes it possible to use strips with different IP ratings in adjacent surroundings with the certainty of maintaining a constant light colour and the required effect.

### LED SPACING AND PITCH CUT



### END CAP DIMENSIONS IP68



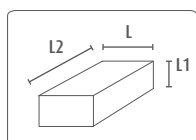
■ 2400K and 5000K colour temperatures available upon order: please refer to the sales force for MOQ.

PRO	24V DC	Ra>95	*30000h L70	60000h L70 B20	IP68	-25° +35°C	III	UL E471161	G5/h24	A++ A+ A	Risk Group 0	MAX 6mm	NO DOT
-----	-----------	-------	----------------	-------------------	------	---------------	-----	---------------	--------	----------------	-----------------	------------	-----------

art.	W	W/m	lm/m	K	N° LED		L	L1	L2	8011905	
<b>07U302405X0-SB*</b>	24	5	300	3000	300	120°	10	5	5000	848699	1
<b>NEW 07U222405X0</b>	25	5	340	2200	600	120°	12	5	5000	950422	1
<b>07U222410X0</b>	45	10	850	2200	600	120°	12	5	5000	842130	1
<b>07U222412X0</b>	60	12	1150	2200	600	120°	12	5	5000	848590	1
<b>07U222415X0</b>	75	15	1350	2200	600	120°	12	5	5000	842277	1
<b>NEW 07U272405X0</b>	25	5	390	2700	600	120°	12	5	5000	938789	1
<b>07U272410X0</b>	45	10	850	2700	600	120°	12	5	5000	842178	1
<b>07U272412X0</b>	60	12	1150	2700	600	120°	12	5	5000	848606	1
<b>07U272415X0</b>	75	15	1350	2700	600	120°	12	5	5000	841034	1
<b>NEW 07U302405X0</b>	25	5	410	3000	600	120°	12	5	5000	938772	1
<b>07U302410X0</b>	45	10	850	3000	600	120°	12	5	5000	841041	1
<b>07U302412X0</b>	60	12	1150	3000	600	120°	12	5	5000	848613	1
<b>07U302415X0</b>	75	15	1350	3000	600	120°	12	5	5000	842215	1
<b>NEW 07U352405X0</b>	25	5	430	3500	600	120°	12	5	5000	938772	1
<b>07U352410X0</b>	45	10	850	3500	600	120°	12	5	5000	932183	1
<b>07U352412X0</b>	60	12	1150	3500	600	120°	12	5	5000	932190	1
<b>07U352415X0</b>	75	15	1350	3500	600	120°	12	5	5000	932282	1
<b>NEW 07U402405X0</b>	25	5	450	4000	600	120°	12	5	5000	938758	1
<b>07U402410X0</b>	45	10	900	4000	600	120°	12	5	5000	848620	1
<b>07U402412X0</b>	60	12	1200	4000	600	120°	12	5	5000	848637	1
<b>07U402415X0</b>	75	15	1400	4000	600	120°	12	5	5000	842918	1
<b>NEW 07U602405X0</b>	25	5	450	6000	600	120°	12	5	5000	950477	1
<b>07U602410X0</b>	45	10	900	6000	600	120°	12	5	5000	848521	1
<b>07U602412X0</b>	60	12	1200	6000	600	120°	12	5	5000	848514	1
<b>07U602415X0</b>	75	15	1400	6000	600	120°	12	5	5000	848507	1
<b>07U302430X0*<sup>(1)</sup></b>	150	30	2500	3000	1200	120°	23	5	5000	849153	1

\* Single circuit: L70 = 30.000h. Warranty 3 years.

<sup>(1)</sup> We recommend using it with aluminium profiles to optimise heat dissipation. Item with free wires (without connector).



For further details on other connection configurations see the connection diagrams on the following pages or at this link.



<b>ZK7360</b>	60W	IP20
<b>ZK73100-SL</b>	100W	IP20
<b>ZK73100</b>	100W	IP67
<b>ZK73200</b>	200W	IP67
<b>ZK73320</b>	320W	IP67
<b>ZK73600T</b>	600W	IP67
<b>ZK73150-D</b>	150W	IP20



<b>DALI-ZKTPC</b> (DALI)
<b>ZKTPC-DIM</b> (DMX)
<b>ZKCDAFF</b> (DALI)
<b>ZKCDMX-RFF</b> (DMX)
<b>ZKCDMXWFF</b> (DMX)
<b>ZKC1-10FF</b> (1-10)
<b>FF = FLICKER FREE</b>



<b>UNIVERSAL PROFILES</b>
<b>SURFACE PROFILES</b>
<b>RECESSED PROFILES</b>
<b>FLEXIBLE PROFILES</b>
<b>SUSPENSION PROFILES</b>

DRIVER: complete info on page 152



# DURASTRIP PRO IP20

## LED

LED 3528

24W (5W/m) - 45W (10W/m) - 60W (12W/m) - 75W (15W/m) - 150W (30W/m)

24VDC

Ra >95

Lifetime: >60,000 h

Warranty: 5 years

## COLOURS OF LIGHT

Choice of white colour temperature

## BINNING

ANSI/SDCM: 2 step.

2200K - 2700K - 3000K - 3500K - 4000K - 6000K

## DIMMABLE

Dimmable 0-100% Flicker Free

DALI - DMX - 1-10

Analogue and digital domotic control systems

Push Dali with ZKCD controllers

CASAMBI compatible

## CONNECTIONS

IP20: terminals with free wires

Maximum connection length 5 m. Max 4A.

For longer connections, connect in series or parallel, diagram on page 152.

Strips can be cut to size by following the cutting indications printed on the strips.

## ASSEMBLY

Complete with 3M double-sided tape to attach to the surface and jumpers to be screwed to the surface. When using double-sided tape degrease the application surface adequately.

## PACKAGE

Packaged in 5 m reels.

Or custom products cut to specific lengths see page 11, 322.

## ACCESSORIES

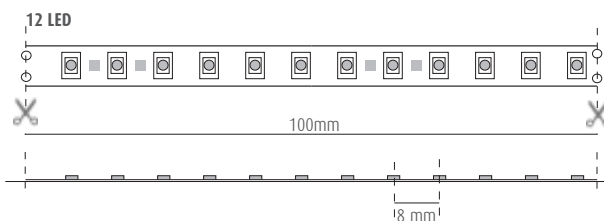
See page 58.



DURASTRIP PRO uses “copper shielded” technology (complete copper coating on the circuit on both sides of the support) designed by our Research and Development Laboratory: the increased quantity of copper improves thermal management and ensures a longer life.

DURASTRIP PRO are produced with a dual circuit substrate: the power distributed to every circuit is less, the temperature is halved and the risk of power failures is eliminated. Using LED 3528 limits the colour shifting effect on the beam emission angles.

## LED SPACING AND PITCH CUT



Cutting DURASTRIP to size\*:

fixed cost of piece work

VA01

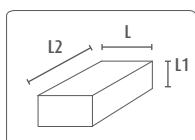
\* Please consider pitch cut. Includes a 20 cm cable.

■ 2400K and 5000K colour temperatures available upon order: please refer to the sales force for MOQ.

PRO	24V DC	Ra>95	*30000h L70	60000h L70 B20	IP20	-25° +35°C	III	UL E471161	G5/h24	A++ A+ A	Risk Group 0	MAX 3,5mm	NO DOT
-----	-----------	-------	----------------	-------------------	------	---------------	-----	---------------	--------	----------------	-----------------	--------------	-----------

	art.	W	W/m	lm/m	K	N° LED		L	L1	L2	8011905	
	07U272405IN-SB*	24	5	300	2700	300	120°	10	2	5000	848705	1
NEW	07U222405IN	25	5	340	2200	600	120°	10	2	5000	938949	1
	07U222410IN	45	10	850	2200	600	120°	10	2	5000	842093	1
	07U222412IN	60	12	1150	2200	600	120°	10	2	5000	848538	1
	07U222415IN	75	15	1350	2200	600	120°	10	2	5000	842239	1
NEW	07U272405IN	25	5	390	2700	600	120°	10	2	5000	938826	1
	07U272410IN	45	10	850	2700	600	120°	10	2	5000	842116	1
	07U272412IN	60	12	1150	2700	600	120°	10	2	5000	848545	1
	07U272415IN	75	15	1350	2700	600	120°	10	2	5000	842253	1
NEW	07U302405IN	25	5	410	3000	600	120°	10	2	5000	938819	1
	07U302410IN	45	10	850	3000	600	120°	10	2	5000	842154	1
	07U302412IN	60	12	1150	3000	600	120°	10	2	5000	848552	1
	07U302415IN	75	15	1350	3000	600	120°	10	2	5000	841782	1
NEW	07U352405IN	25	5	430	3500	600	120°	10	2	5000	938802	1
	07U352410IN	45	10	850	3500	600	120°	10	2	5000	932152	1
	07U352412IN	60	12	1150	3500	600	120°	10	2	5000	932169	1
	07U352415IN	75	15	1350	3500	600	120°	10	2	5000	932176	1
NEW	07U402405IN	25	5	450	4000	600	120°	10	2	5000	938796	1
	07U402410IN	45	10	900	4000	600	120°	10	2	5000	848569	1
	07U402412IN	60	12	1200	4000	600	120°	10	2	5000	848576	1
	07U402415IN	75	15	1400	4000	600	120°	10	2	5000	848583	1
NEW	07U602405IN	25	5	450	6000	600	120°	10	2	5000	956752	1
	07U602410IN	45	10	900	6000	600	120°	10	2	5000	848477	1
	07U602412IN	60	12	1200	6000	600	120°	10	2	5000	848484	1
	07U602415IN	75	15	1400	6000	600	120°	10	2	5000	848491	1

\* Single circuit: L70 = 30.000h. Warranty 3 years.



For further details on other connection configurations see the connection diagrams on the following pages or at this link.



<b>ZK7360</b>	60W	IP20
<b>ZK73100-SL</b>	100W	IP20
<b>ZK73100</b>	100W	IP67
<b>ZK73200</b>	200W	IP67
<b>ZK73320</b>	320W	IP67
<b>ZK73600T</b>	600W	IP67
<b>ZK73150-D</b>	150W	IP20



<b>DALI-ZKTPC</b> (DALI)
<b>ZKTPC-DIM</b> (DMX)
<b>ZKCDAFF</b> (DALI)
<b>ZKCDMX-RFF</b> (DMX)
<b>ZKCDMXWFF</b> (DMX)
<b>ZKC1-10FF</b> (1-10)
<b>FF = FLICKER FREE</b>





<b>UNIVERSAL PROFILES</b>
<b>SURFACE PROFILES</b>
<b>RECESSED PROFILES</b>
<b>FLEXIBLE PROFILES</b>
<b>SUSPENSION PROFILES</b>

DRIVER: complete info on page 152



# ACCESSORY KIT FOR DURASTRIP PRO IP68





art	Additional cut and mount kit for Strip IP68 and IP65	 80119058	
<b>KT68PA</b>	This kit includes 4 terminal blocks with 15 cm wire, 10 silicone fixing bridges with screws	48460	1

# ACCESSORY KIT FOR DURASTRIP PRO IP20




art	Additional cut and mount kit for Strip IP20	 80119058	
<b>KT2PA</b>	This kit includes 4 terminal blocks with 15 cm wire, 10 silicone fixing bridges with screws	40143	1



art	Additional cut and mount kit for Strip IP20	 80119058	
<b>KT7500</b>	Only for art. 07U272405IN-SB STRIP (8 terminal blocks, 4 terminal blocks with 15 cm wire, 12 silicone fixing bridges with screws)	34401	1

**Hyatt Centric**

COUNTRY: Santiago – Chile  
LIGHTING DESIGN: Paulina Sir, Gaspar Arenas,  
Barbara del Rio, Fernanda Súcar  
PHOTOS: Roberto De La Fuente



# DURASTRIP PRO240 IP65

## LED

LED 2358  
240 LED/m  
70W (14W/m) - 95W (19W/m) - 120W (24W/m)  
24VDC  
Ra >90  
Lifetime: >50,000 h  
Warranty: 5 years

## COLOURS OF LIGHT

Choice of white colour temperature

## BINNING

ANSI/SDCM: 3 step.  
2700K - 3000K - 4000K - 6000K

## DIMMABILITY

Dimmable 0-100%  
DALI - DMX - 1-10  
Analogue and digital domotic control systems  
Push Dali with ZKCD A controllers  
CASAMBI compatible

## CONNECTIONS

Complete with a 15 cm long IP65/68 M/F cable on 2 sides. Maximum connection length 5 m. Max 4A.  
For longer connections, connect in series or parallel, diagram on page 152.  
Strips can be cut to size by following the cutting indications printed on the strips. For IP65/IP68 strips restore the IP protection after cutting.

## ASSEMBLY

Complete with 3M double-sided tape to attach to the surface and jumpers to be screwed to the surface. When using double-sided tape degrease the application surface adequately.

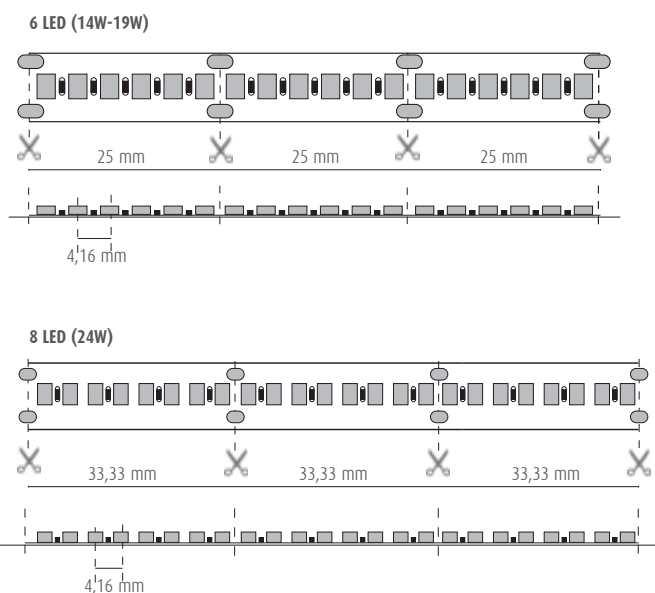
**Always use with aluminium profiles for heat dissipation.**

## PACKAGE

Packaged in 5 m reels.  
Or custom products cut to specific lengths see page 11, 322.

PRO240 is a range of strips with significant power, up to 70W/m. With an efficiency of 110lm/W and thanks to a narrow space between the LED sources, PRO240 is the strip to use when strong light emission is required, for example for installations at great heights. At the same time it guarantees extreme uniformity and colour reliability, made superlative by Ra>95. PRO240 are new generation strips which are increasingly efficient and reliable over time. Available in an IP20 and IP65 version.

### LED SPACING AND PITCH CUT



Cutting DURASTRIP to size\*:

fixed cost of piece work

VA01

\* Please consider pitch cut. Includes a 20 cm cable.



14W - 19W



24W



PRO	24V DC	Ra>95	50000h L70 B20	IP65	-25° +35°C	III	UL E471161	G5/h24	A++ A+ A	Risk Group 0	MAX 2mm	NO DOT
-----	-----------	-------	-------------------	------	---------------	-----	---------------	--------	----------------	-----------------	------------	-----------

	art.	W	W/m	lm/m	K	N° LED/m		L	L1	L2	8011905	
NEW	07U272414EX-TB	70	14	1260	2700	240	120°	12	5	5000	954291	1
NEW	07U272419EX-TB*	95	19	1620	2700	240	120°	12	5	5000	954338	1
NEW	07U272424EX-TB*	120	24	1980	2700	240	120°	12	5	5000	954376	1
NEW	07U302414EX-TB	70	14	1330	3000	240	120°	12	5	5000	954307	1
NEW	07U302419EX-TB*	95	19	1710	3000	240	120°	12	5	5000	954345	1
NEW	07U302424EX-TB*	120	24	2090	3000	240	120°	12	5	5000	954383	1
NEW	07U402414EX-TB	70	14	1400	4000	240	120°	12	5	5000	954314	1
NEW	07U402419EX-TB*	95	19	1800	4000	240	120°	12	5	5000	954352	1
NEW	07U402424EX-TB*	120	24	2200	4000	240	120°	12	5	5000	954390	1
NEW	07U602414EX-TB	70	14	1400	6000	240	120°	12	5	5000	954321	1
NEW	07U602419EX-TB*	95	19	1800	6000	240	120°	12	5	5000	954369	1
NEW	07U602424EX-TB*	120	24	2200	6000	240	120°	12	5	5000	954406	1

\* Always use with aluminium profiles for heat dissipation.



art

Additional cut and mount kit for Strip IP68 and IP65

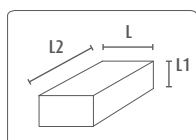


KT68PA

This kit includes 4 terminal blocks with 15 cm wire, 10 silicone fixing bridges with screws

48460

1



For further details on other connection configurations see the connection diagrams on the following pages or at this link.



	<b>ZK7360</b>	60W	IP20
	<b>ZK73100-SL</b>	100W	IP20
	<b>ZK73100</b>	100W	IP67
	<b>ZK73200</b>	200W	IP67
	<b>ZK73320</b>	320W	IP67
	<b>ZK73600T</b>	600W	IP67
	<b>ZK73150-D</b>	150W	IP20

	<b>DALI-ZKTPC</b> (DALI)
	<b>ZKTPC-DIM</b> (DMX)
	<b>ZKCDAFF</b> (DALI)
	<b>ZKCDMX-RFF</b> (DMX)
	<b>ZKCDMXWFF</b> (DMX)
	<b>ZKC1-10FF</b> (1-10)
	<b>FF = FLICKER FREE</b>

	UNIVERSAL PROFILES
	SURFACE PROFILES
	RECESSED PROFILES
	FLEXIBLE PROFILES
	SUSPENSION PROFILES

DRIVER: complete info on page 152

# DURASTRIP PRO240 IP20

## LED

LED 3528  
240 LED/m  
70W (14W/m) - 95W (19W/m) - 120W (24W/m)  
24VDC  
Ra >90  
Lifetime: >50,000 h  
Warranty: 5 years

## COLOURS OF LIGHT

Choice of white colour temperature.

## BINNING

ANSI/SDCM: 3 step.  
2700K - 3000K - 4000K - 6000K

## DIMMABLE

Dimmable 0-100%  
DALI - DMX - 1-10  
Analogue and digital domotic control systems  
Push Dali with ZKCA controllers  
CASAMBI compatible

## CONNECTIONS

IP20: terminals with free wires  
Maximum connection length 5 m. Max 4A.  
For longer connections, connect in series or parallel, diagram on page 152.  
Strips can be cut to size by following the cutting indications printed on the strips.

## ASSEMBLY

Complete with 3M double-sided tape to attach to the surface and jumpers to be screwed to the surface. When using double-sided tape degrease the application surface adequately.

**Always use with aluminium profiles for heat dissipation.**

## PACKAGE

Packaged in 5 m reels.  
Or custom products cut to specific lengths see page 11, 322.

Cutting DURASTRIP to size\*:

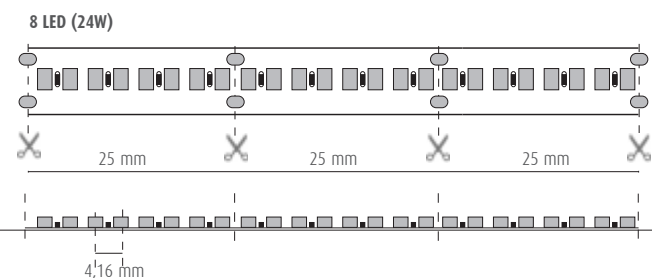
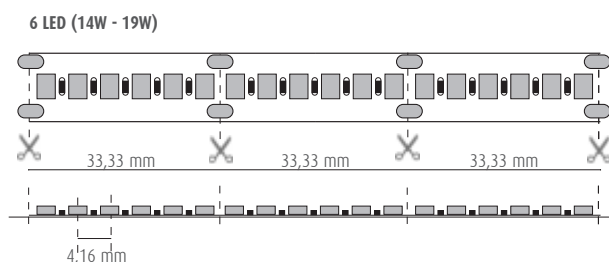
fixed cost of piece work

VA01

\* Please consider pitch cut. Includes a 20 cm cable.

PRO240 is a range of strips with significant power, up to 70W/m. With an efficiency of 110lm/W and thanks to a narrow space between the LED sources, PRO240 is the strip to use when strong light emission is required, for example for installations at great heights. At the same time it guarantees extreme uniformity and colour reliability, made superlative by Ra>95. PRO240 are new generation strips which are increasingly efficient and reliable over time. Available in an IP20 and IP65 version.

### LED SPACING AND PITCH CUT



14W - 19W

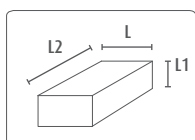


24W

PRO	24V DC	Ra>90	50000h L70 B20	IP20	-25° +35°C	III	UL E471161	G5/h24	A++ A+ A	Risk Group 0	MAX 2mm	NO DOT
-----	-----------	-------	-------------------	------	---------------	-----	---------------	--------	----------------	-----------------	------------	-----------

	art.	W	W/m	lm/m	K	N° LED/m		L	L1	L2		
NEW	07U272414IN-TB	70	14	1260	2700	240	120°	10	1	5000	954451	1
NEW	07U272419IN-TB*	95	19	1620	2700	240	120°	10	1	5000	954499	1
NEW	07U272424IN-TB*	120	24	1980	2700	240	120°	10	1	5000	954536	1
NEW	07U302414IN-TB	70	14	1330	3000	240	120°	10	1	5000	954468	1
NEW	07U302419IN-TB*	95	19	1710	3000	240	120°	10	1	5000	954505	1
NEW	07U302424IN-TB*	120	24	2090	3000	240	120°	10	1	5000	954543	1
NEW	07U402414IN-TB	70	14	1400	4000	240	120°	10	1	5000	954475	1
NEW	07U402419IN-TB*	95	19	1800	4000	240	120°	10	1	5000	954512	1
NEW	07U402424IN-TB*	120	24	2200	4000	240	120°	10	1	5000	954550	1
NEW	07U602414IN-TB	70	14	1400	6000	240	120°	10	1	5000	954482	1
NEW	07U602419IN-TB*	95	19	1800	6000	240	120°	10	1	5000	954529	1
NEW	07U602424IN-TB*	120	24	2200	6000	240	120°	10	1	5000	954567	1

\* Always use with aluminium profiles for heat dissipation.



For further details on other connection configurations see the connection diagrams on the following pages or at this link.



	<b>ZK7360</b>	60W	IP20
	<b>ZK73100-SL</b>	100W	IP20
	<b>ZK73100</b>	100W	IP67
	<b>ZK73200</b>	200W	IP67
	<b>ZK73320</b>	320W	IP67
	<b>ZK73600T</b>	600W	IP67
	<b>ZK73150-D</b>	150W	IP20

	<b>DALI-ZKTPC</b> (DALI)
	<b>ZKTPC-DIM</b> (DMX)
	<b>ZKCDAFF</b> (DALI)
	<b>ZKCDMX-RFF</b> (DMX)
	<b>ZKCDMXWFF</b> (DMX)
	<b>ZKC1-10FF</b> (1-10)
<b>FF = FLICKER FREE</b>	

	<b>UNIVERSAL PROFILES</b>
	<b>SURFACE PROFILES</b>
	<b>RECESSED PROFILES</b>
	<b>FLEXIBLE PROFILES</b>
	<b>SUSPENSION PROFILES</b>

DRIVER: complete info on page 152

# HIGH DENSITY DURASTRIP

## LED

LED 2835  
300 LED/m  
120W (24W/m)  
24VDC  
Ra >95  
Lifetime: >50,000 h  
Warranty: 5 years

## COLOURS OF LIGHT

Choice of white colour temperature

## BINNING

ANSI/SDCM: 2 step.  
2200K - 2700K - 3000K - 4000K - 6000K

## DIMMABILITY

Dimmable 0-100% Flicker Free  
DALI - DMX - 1-10  
Analogue and digital domotic control systems  
Push Dali with ZKCDA controllers  
CASAMBI compatible

## CONNECTIONS

IP20: terminals with free wires  
For longer connections, connect in series or parallel, diagram on page 152.  
Strips can be cut to size by following the cutting indications printed on the strips.

## ASSEMBLY

Complete with 3M double-sided tape to attach to the surface.  
When using double-sided tape degrease the application surface adequately.

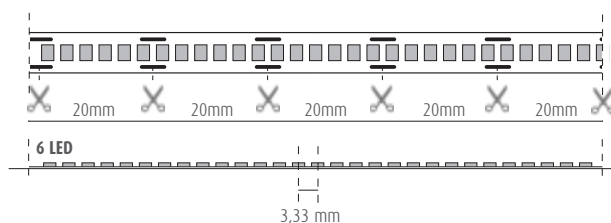
**Always use with aluminium profiles for heat dissipation.**

## PACKAGE

Packaged in 5 m reels.  
Or custom products cut to specific lengths see page 11, 322.

High Density LED strips also have an Integrated Circuit inside the LED package. The integrated circuit is a constant current regulator to compensate for voltage fluctuations and to keep the light emission uniform even over long distances. Integrating the circuit eliminates the need for external resistors which are usually fixed to the substrate between one LED and another and allows for closer positioning and adjustment of the LED sources for uniform and uninterrupted emission with superior performance in terms of lumen/watts.

### LED SPACING AND PITCH CUT



Cutting DURASTRIP to size\*:




fixed cost of piece work

VA01

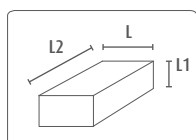
\* Please consider pitch cut. Includes a 20 cm cable.



PRO	24V DC	Ra>90	50000h L70	IP20	-25° +35°C	III	UL E471161	G5/h24	A++ A+ A	Risk Group 0	MAX 1,5mm	NO DOT
-----	-----------	-------	---------------	------	---------------	-----	---------------	--------	----------------	-----------------	--------------	-----------



art.	W	W/m	lm/m	K	N° LED/m		L	L1	L2	 8011905	
<b>07U222424INHD</b>	120	24	1680	2200	300	120°	10	1,5	5000	934323	1
<b>07U272424INHD</b>	120	24	1830	2700	300	120°	10	1,5	5000	934316	1
<b>07U302424INHD</b>	120	24	1940	3000	300	120°	10	1,5	5000	934309	1
<b>07U352424INHD</b>	120	24	1940	3500	300	120°	10	1,5	5000	934330	1
<b>07U402424INHD</b>	120	24	2040	4000	300	120°	10	1,5	5000	934293	1
<b>07U602424INHD</b>	120	24	2040	6000	300	120°	10	1,5	5000	934286	1

Always use with aluminium profiles for heat dissipation.




For further details on other connection configurations see the connection diagrams on the following pages or at this link.



	<b>ZK7360</b>	60W	IP20
	<b>ZK73100-SL</b>	100W	IP20
	<b>ZK73100</b>	100W	IP67
	<b>ZK73200</b>	200W	IP67
	<b>ZK73320</b>	320W	IP67
	<b>ZK73600T</b>	600W	IP67
	<b>ZK73150-D</b> 	150W	IP20

	<b>DALI-ZKTPC</b> (DALI)
	<b>ZKTPC-DIM</b> (DMX)
	<b>ZKCDAFF</b> (DALI)
	<b>ZKCDMX-RFF</b> (DMX)
	<b>ZKCDMXWFF</b> (DMX)
	<b>ZKC1-10FF</b> (1-10)
	<b>FF = FLICKER FREE</b>

	UNIVERSAL PROFILES
	SURFACE PROFILES
	RECESSED PROFILES
	SUSPENSION PROFILES

DRIVER: complete info on page 152



# DURASTRIP ULTRA HD700

## LED

LED 2110  
700 LED/m  
100W (20W/m)  
24VDC  
Ra >90  
Lifetime: >50,000 h  
Warranty: 5 years

## COLOURS OF LIGHT

Choice of white colour temperature  
2700K - 3000K - 3500K - 4000K - 6000K

## BINNING

ANSI/SDCM: 2 step.

## DIMMABILITY

Dimmable 0-100% Flicker Free  
DALI - DMX - 1-10  
Analogue and digital domotic control systems  
Push Dali with ZKODA controllers  
CASAMBI compatible

## CONNECTIONS

IP20: terminals with free wires  
IP65: complete with a 15 cm long IP65/68 M/F cable on 2 sides.  
Maximum connection length 5 m.  
Strips can be cut to size by following the cutting indications printed on the strips.

## ASSEMBLY

Complete with 3M double-sided tape to attach to the surface.  
When using double-sided tape degrease the application surface adequately.

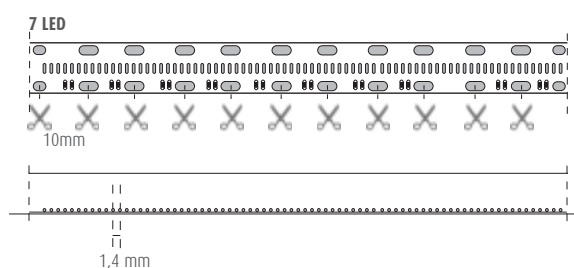
Always use with aluminium profiles for heat dissipation.

## PACKAGE

Packaged in 5 m reels.  
Or custom products cut to specific lengths see page 11, 322.

700 very small LEDs per meter mounted with a centre distance of only 1.4 mm create a highly effective continuous line of light. The cut every 10 mm allows unprecedented installation flexibility. It can be used with wood panelling , cove lighting, etc. Always use with an aluminium profile to allow heat dissipation and with low thickness profiles as the pitch of the LEDs cancels any pointed effect.

## LED SPACING AND PITCH CUT




Cutting DURASTRIP to size\*:

fixed cost of piece work

VA01

\* Please consider pitch cut. Includes a 20 cm cable.

## IP20



## IP65





IP20

	art.	W	W/m	lm/m	K	N° LED/m		L	L1	L2		
NEW	07U272420INUHD	100	20	1600	2700	700	120°	10	1,3	5000	950088	1
NEW	07U302420INUHD	100	20	1700	3000	700	120°	10	1,3	5000	950095	1
NEW	07U352420INUHD	100	20	1700	3500	700	120°	10	1,3	5000	950101	1
NEW	07U402420INUHD	100	20	1800	4000	700	120°	10	1,3	5000	950118	1
NEW	07U602420INUHD	100	20	1800	6000	700	120°	10	1,3	5000	950125	1

Always use with aluminium profiles for heat dissipation.

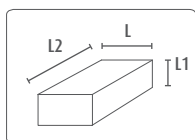
IP65

	art.	W	W/m	lm/m	K	N° LED/m		L	L1	L2		
NEW	07U272420EXUHD	100	20	1520	2700	700	120°	12	5	5000	953201	1
NEW	07U302420EXUHD	100	20	1530	3000	700	120°	12	5	5000	953195	1
NEW	07U352420EXUHD	100	20	1530	3500	700	120°	12	5	5000	953188	1
NEW	07U402420EXUHD	100	20	1530	4000	700	120°	12	5	5000	953218	1
NEW	07U602420EXUHD	100	20	1450	6000	700	120°	12	5	5000	5953171	1

Always use with aluminium profiles for heat dissipation.



art.	Additional cut and mount kit for Strip IP68 and IP65		
KT68PA	This kit includes 4 terminal blocks with 15 cm wire, 10 silicone fixing bridges with screws	48460	1



For further details on other connection configurations see the connection diagrams on the following pages or at this link.



<b>ZK7360</b>	60W	IP20
<b>ZK73100-SL</b>	100W	IP20
<b>ZK73100</b>	100W	IP54
<b>ZK73200</b>	200W	IP54
<b>ZK73320</b>	320W	IP54
<b>ZK73600T</b>	600W	IP54
<b>ZK73150-D</b>	150W	IP20



<b>DALI-ZKTPC</b> (DALI)
<b>ZKTPC-DIM</b> (DMX)
<b>ZKCDAFF</b> (DALI)
<b>ZKCDMX-RFF</b> (DMX)
<b>ZKCDMXWFF</b> (DMX)
<b>ZKC1-10FF</b> (1-10)
<b>FF = FLICKER FREE</b>



<b>UNIVERSAL PROFILES</b>
<b>SURFACE PROFILES</b>
<b>RECESSED PROFILES</b>

DRIVER: complete info on page 152

# DURASTRIP TRIPLES

## LED

LED 2835SMD  
480 LED/m  
42W/m  
24VDC  
Ra >90  
Lifetime: >50,000 h  
Warranty: 5 years

## COLOURS OF LIGHT

Choice of white colour temperatures.

## BINNING

ANSI/SDCM: 2 step.  
3000K - 4000K

## DIMMABILITY

Dimmable 0-100% Flicker Free  
DALI - DMX - 1-10  
Analogue and digital domotic control systems  
Push Dali with ZKCD A controllers  
CASAMBI compatible

## CONNECTIONS

IP20: terminals with free wires  
Strips can be cut to size by following the cutting indications printed on the strips.

## ASSEMBLY

Complete with 3M double-sided tape to attach to the surface. When using double-sided tape degrease the application surface adequately.

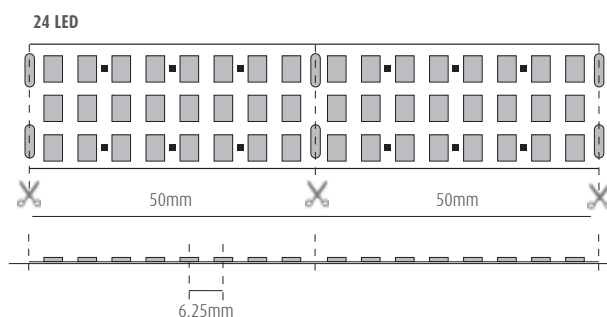
**Always use with aluminium profiles for heat dissipation.**

## PACKAGE

Packaged in 5 m reels.  
Or custom products cut to specific lengths see page 11, 322.

TRIPLES are strips that are closest to LED plates with the added advantage of flexibility, they are easy to cut in the field at intervals of 5 cm and easy to install. With a width of 25 mm and careful positioning of the LED sources they ensure a broad luminous surface and considerable power output: 5000 lumen per metre for warm light. TRIPLES are installed in profiles with wide diffusion for example in suspension profiles in the range.

### LED SPACING AND PITCH CUT



Cutting DURASTRIP to size\*:

fixed cost of piece work

VA01

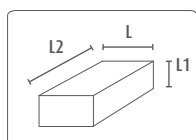
\* Please consider pitch cut. Includes a 20 cm cable.



PRO	24V DC	Ra>90	50000h L70	IP20	-25° +35°C	III	UL E471161	G5/h24	A++ A+ A	Risk Group 0	MAX 3mm	NO DOT
-----	-----------	-------	---------------	------	---------------	-----	---------------	--------	----------------	-----------------	------------	-----------

art.	W	W/m	lm/m	K	N° LED/m		L	L1	L2	8011905	
07U302442INTR	210	42	5060	3000	480	120°	25	1,7	5000	923051	1
07U402442INTR	210	42	5205	4000	480	120°	25	1,7	5000	923068	1

Always use with aluminium profiles for heat dissipation.



For further details on other connection configurations see the connection diagrams on the following pages or at this link.



	<b>ZK7360</b>	60W	IP20
	<b>ZK73100-SL</b>	100W	IP20
	<b>ZK73100</b>	100W	IP67
	<b>ZK73200</b>	200W	IP67
	<b>ZK73320</b>	320W	IP67
	<b>ZK73600T</b>	600W	IP67
	<b>ZK73150-D</b>	150W	IP20

	<b>DALI-ZKTPC</b> (DALI)
	<b>ZKTPC-DIM</b> (DMX)
	<b>ZKCDAFF</b> (DALI)
	<b>ZKCDMX-RFF</b> (DMX)
	<b>ZKCDMXWFF</b> (DMX)
	<b>ZKC1-10FF</b> (1-10)
	<b>FF = FLICKER FREE</b>

	<b>SURFACE PROFILES</b>
	<b>RECESSED PROFILES</b>

DRIVER: complete info on page 152

# EXTRA NARROW DURASTRIP

## LED

LED 2216: 180 LED/m - 7,2W/m

LED 2216: 300 LED/m - 11W/m

24VDC

Ra >90

Lifetime: >50,000 h

Warranty: 5 years

## COLOURS OF LIGHT

Choice of white colour temperature.

## BINNING

ANSI/SDCM: 2 step.

2200K - 2700K - 3000K - 4000K - 6000K

## DIMMABILITY

Dimmable 0-100% Flicker Free

DALI - DMX - 1-10

Analogue and digital domotic control systems

Push Dali with ZKCDA controllers

CASAMBI compatible

## CONNECTIONS

IP20: terminals with free wires

Maximum connection length 5 m. Max 4A.

For longer connections, connect in series or parallel, diagram on page 152.

Strips can be cut to size by following the cutting indications printed on the strips.

## ASSEMBLY

Complete with 3M double-sided tape to attach to the surface.

When using double-sided tape degrease the application surface adequately

## PACKAGE

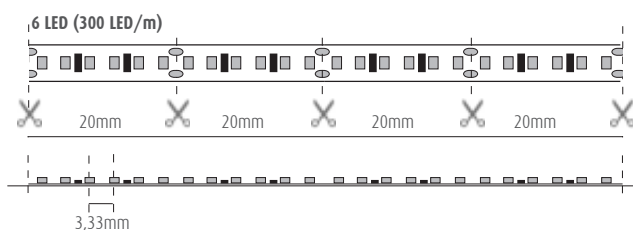
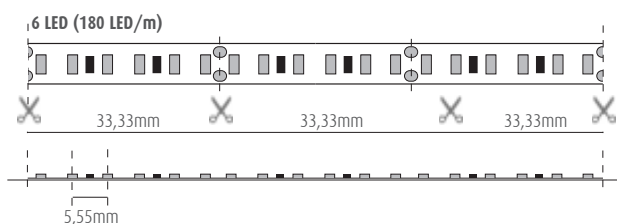
Packaged in 5 m reels.

Or custom products cut to specific lengths see page 11, 322.

The EXTRA NARROW series is a concentrate of quality materials that is shared with other DURASTRIP: high quality choices to ensure a professional level performance, excellent heat dissipation and long duration, Ra >90. EXTRA NARROW is the range with the smallest substrate in the entire collection. Just 5 mm or 6 mm wide, it solves all needs not only connected to confined spaces but above all, for characteristic lighting design.

To be used with thin section profiles from the range. The type of LED source used and the short distance between the light sources eliminate the speckled effect, even in profiles with lenses that are very close together.

### LED SPACING AND PITCH CUT



Cutting DURASTRIP to size\*:

fixed cost of piece work

VA01

\* Please consider pitch cut. Includes a 20 cm cable.

## IP20



## IP65






PRO	24V DC	Ra>90	50000h L70	-25° +35°C	III	UL E471161	G5/h24	A++ A+ A	Risk Group 0
-----	-----------	-------	---------------	---------------	-----	---------------	--------	----------------	-----------------




MAX 2,5mm 1,5mm	NO DOT
-----------------------	-----------

IP20

art.	W/m	lm/m	K	N° LED/m		L	L1	L2	 8011905	
<b>07U222407INEN</b>	7,2	515	2200	180	120°	5	1	5000	923129	1
<b>07U272407INEN</b>	7,2	560	2700	180	120°	5	1	5000	923136	1
<b>07U302407INEN</b>	7,2	590	3000	180	120°	5	1	5000	923143	1
<b>07U352407INEN</b>	7,2	590	3500	180	120°	5	1	5000	932145	1
<b>07U402407INEN</b>	7,2	610	4000	180	120°	5	1	5000	923150	1
<b>07U602407INEN</b>	7,2	680	6000	180	120°	5	1	5000	923167	1

art.	W/m	lm/m	K	N° LED/m		L	L1	L2	 8011905	
<b>07U222411INUEN</b>	11	720	2200	300	120°	6	1	5000	956622	1
<b>07U272411INUEN</b>	11	720	2700	300	120°	6	1	5000	956639	1
<b>07U302411INUEN</b>	11	760	3000	300	120°	6	1	5000	956646	1
<b>07U352411INUEN</b>	11	760	3500	300	120°	6	1	5000	956653	1
<b>07U402411INUEN</b>	11	800	4000	300	120°	6	1	5000	956660	1
<b>07U602411INUEN</b>	11	800	6000	300	120°	6	1	5000	956677	1

IP65

art.	W/m	lm/m	K	N° LED/m		L	L1	L2	 8011905	
<b>07U222411EXUEN</b>	11	720	2200	300	120°	8	4	5000	956684	1
<b>07U272411EXUEN</b>	11	720	2700	300	120°	8	4	5000	956691	1
<b>07U302411EXUEN</b>	11	760	3000	300	120°	8	4	5000	956707	1
<b>07U352411EXUEN</b>	11	760	3500	300	120°	8	4	5000	956714	1
<b>07U402411EXUEN</b>	11	800	4000	300	120°	8	4	5000	956721	1
<b>07U602411EXUEN</b>	11	800	6000	300	120°	8	4	5000	956738	1



art. **Additional cut and mount kit for Strip IP65**

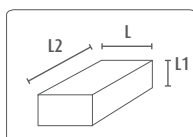


**KT65PA-EN**

This kit includes 4 terminal blocks with 15 cm wire, 10 silicone fixing bridges with screws

966249

1



For further details on other connection configurations see the connection diagrams on the following pages or at this link.



<b>ZK7360</b>	60W	IP20
<b>ZK73100-SL</b>	100W	IP20
<b>ZK73100</b>	100W	IP67
<b>ZK73200</b>	200W	IP67
<b>ZK73320</b>	320W	IP67
<b>ZK73600T</b>	600W	IP67
<b>ZK73150-D</b>	150W	IP20



**DALI-ZKTPC** (DALI)

**ZKTPC-DIM** (DMX)

**ZKCDAFF** (DALI)

**ZKCDMX-RFF** (DMX)

**ZKCDMXWFF** (DMX)

**ZKC1-10FF** (1-10)

**FF = FLICKER FREE**



**P02A-S-PF-200**

**P03A-S-PF-200**

**P01C-S-PF-300**

**P01G-S-PF-200**

**P01F-S-PF-200**

**P04G-S-PF-300**

**P06B-S-PF-300**

**P01I-S-PF-300**

**P01D-S-PF-200**

DRIVER: complete info on page 152

# DURASTRIP BIDIRECTIONAL

## LED

LED 3014SMD  
240 LED/m  
14,4W/m  
24VDC  
Ra >90  
2200K: Ra >80  
Lifetime: >50,000 h  
Warranty: 5 years

## COLOURS OF LIGHT

Choice of white colour temperatures.

## BINNING

ANSI/SDCM: 2 step.  
2200K - 2700K - 3000K - 4000K - 6000K

## DIMMABILITY

Dimmable 0-100% Flicker Free  
DALI - DMX - 1-10  
Analogue and digital domotic control systems  
Push Dali with ZKCA controllers  
CASAMBI compatible

## CONNECTIONS

IP20: terminals with free wires  
Maximum connection length 5 m. Max 4A.  
For longer connections, connect in series or parallel, diagram on page 152.  
Strips can be cut to size by following the cutting indications printed on the strips.

## ASSEMBLY

Complete with 3M double-sided tape to attach to the surface.  
When using double-sided tape degrease the application surface adequately

## PACKAGE

Packaged in 5 m reels.  
Or custom products cut to specific lengths see page 11, 322.

Cutting DURASTRIP to size\*:

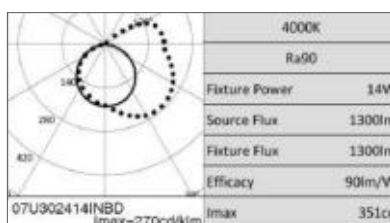
fixed cost of piece work

VA01


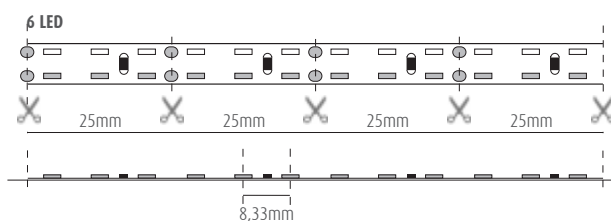
\* Please consider pitch cut. Includes a 20 cm cable.






Two-way DURASTRIP are made by mounting the LED sources on the substrate in two orthogonal lines: this creates an asymmetric emission of around 220°. The previous final result could only be obtained by using two strips and a particular arrangement. Two-way DURASTRIP are a functional optimisation and therefore perfect for projects that focus on using decorative profiles or where a wall washer effect is required.



## LED SPACING AND PITCH CUT



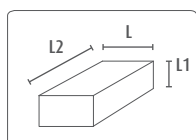
<b>PRO</b>	24V DC	Ra>80 Ra>90 <sup>(1)</sup>	50000h L70	IP20	-25° +35°C	III	UL E471161	G5/h24	A++ A+ A	Risk Group 0	MAX 3,5mm NO DOT
------------	-----------	-------------------------------	---------------	------	---------------	-----	---------------	--------	----------------	-----------------	---------------------------

art.	W/m	lm/m	K	N° LED/m		L	L1	L2	 8011905	
<b>07U222414INBD<sup>(1)</sup></b>	14,4	1100	2200	240	120°+120°	8	1,5	5000	923075	1
<b>07U272414INBD</b>	14,4	1200	2700	240	120°+120°	8	1,5	5000	923082	1
<b>07U302414INBD</b>	14,4	1260	3000	240	120°+120°	8	1,5	5000	923099	1
<b>07U352414INBD</b>	14,4	1260	3500	240	120°+120°	8	1,5	5000	932954	1
<b>07U402414INBD</b>	14,4	1300	4000	240	120°+120°	8	1,5	5000	923105	1
<b>07U602414INBD**</b>	14,4	1320	6000	240	120°+120°	8	1,5	5000	923112	1

\*\* Subject to order.

POWER vs LENGTH (POWER ON ONE SIDE)*					
Length	1M (3.28ft)	2M (6.56ft)	3M (9.84ft)	4M (13.12ft)	5M (16.4ft)
Absorbed power	14.16W	27.48W	40.32W	51.21W	60W
Voltage drop %	100%	97%	95%	90%	85%

\*Estimated parameters



For further details on other connection configurations see the connection diagrams on the following pages or at this link.



<b>ZK7360</b>	60W	IP20
<b>ZK73100-SL</b>	100W	IP20
<b>ZK73100</b>	100W	IP67
<b>ZK73200</b>	200W	IP67
<b>ZK73320</b>	320W	IP67
<b>ZK73600T</b>	600W	IP67
<b>ZK73150-D</b> 	150W	IP20



**DALI-ZKTPC** (DALI)

**ZKTPC-DIM** (DMX)

**ZKCDAFF** (DALI)

**ZKCDMX-RFF** (DMX)

**ZKCDMXWFF** (DMX)

**ZKC1-10FF** (1-10)

**FF = FLICKER FREE**



DECORATIVE PROFILE

DRIVER: complete info on page 152

## DURASTRIP S BEND

### LED

LED 2835  
60 LED/m  
36W (7,2W/m)  
24VDC  
Ra >80  
Lifetime: >50,000 h  
Warranty: 5 years

### COLOURS OF LIGHT

Choice of white colour temperatures:  
2700K - 3000K - 3500K - 4000K - 6000K

### BINNING

ANSI/SDCM: 3 step.

### DIMMABILITY

Dimmable 0-100% Flicker Free  
DALI - DMX - 1-10  
Analogue and digital domotic control systems  
Push Dali with ZKCDA controllers  
CASAMBI compatible

### CONNECTIONS

IP20: terminals with free wires.  
Maximum connection length 5 m. Max 4A.  
Strips can be cut to size by following the cutting indications printed on the strips.

### ASSEMBLY

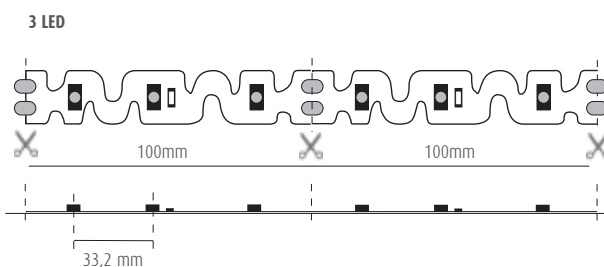
Complete with 3M double-sided tape to attach to the surface.  
When using double-sided tape degrease the application surface adequately.

### PACKAGE

Packaged in 5 m reels.  
Or custom products cut to specific lengths see page 11, 322.

Owing to the particular qualities of the substrate, DURASTRIP S BEND allows tight corners to be created while maintaining the uniformity of light. It is Ideal for following and emphasising the most imaginative forms of modern architecture along with providing creative lighting solutions for many other applications where a minimal installation radius is desired.

### LED SPACING AND PITCH CUT



Cutting DURASTRIP to size\*:

fixed cost of piece work

VA01

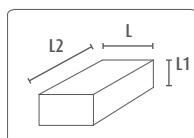
\* Please consider pitch cut. Includes a 20 cm cable.



<b>PRO</b>	24V DC	Ra>80	50000h L70	IP20	-20° +45°C	III	UL E471161	G5/h24	A++ A+ A	Risk Group 0
------------	-----------	-------	---------------	------	---------------	-----	---------------	--------	----------------	-----------------

MAX 15mm	NO DOT
-------------	-----------

	art.	W	W/m	lm/m	K	N° LED/m		L	L1	L2	8011905	
NEW	<b>07U272407INEB</b>	36	7,2	520	2700	60	120°	6	1	5000	955267	1
NEW	<b>07U302407INEB</b>	36	7,2	550	3000	60	120°	6	1	5000	955274	1
NEW	<b>07U352407INEB</b>	36	7,2	550	3500	60	120°	6	1	5000	955281	1
NEW	<b>07U402407INEB</b>	36	7,2	580	4000	60	120°	6	1	5000	955298	1
NEW	<b>07U602407INEB</b>	36	7,2	580	6000	60	120°	6	1	5000	955304	1



For further details on other connection configurations see the connection diagrams on the following pages or at this link.



<b>ZK7360</b>	60W	IP20
<b>ZK73100-SL</b>	100W	IP20
<b>ZK73100</b>	100W	IP67
<b>ZK73200</b>	200W	IP67
<b>ZK73320</b>	320W	IP67
<b>ZK73600T</b>	600W	IP67
<b>ZK73150-D</b>	150W	IP20



**DALI-ZKTPC** (DALI)

**ZKTPC-DIM** (DMX)

**ZKCDAFF** (DALI)

**ZKCDMX-RFF** (DMX)

**ZKCDMXWFF** (DMX)

**ZKC1-10FF** (1-10)

**FF = FLICKER FREE**

DRIVER: complete info on page 152



# DURASTRIP EXTRALONG 24V

## LED

LED 2835SMD  
120 LED/m  
11W/m  
24VDC  
Ra >90  
Lifetime: >50,000 h  
Warranty: 5 years

## COLOURS OF LIGHT

Choice of white colour temperatures.

## BINNING

ANSI/SDCM: 2 step.  
3000K - 4000K

## DIMMABILITY

Dimmable 0-100% Flicker Free  
DALI - DMX - 1-10  
Analogue and digital domotic control systems  
Push Dali with ZKCD A controllers  
CASAMBI compatible

## CONNECTIONS

IP20: terminals with free wires  
IP65: complete with a 15 cm long IP65/68 M/F cable on 2 sides.  
Maximum connection length 20 m.  
Strips can be cut to size by following the cutting indications printed on the strips.

## ASSEMBLY

Complete with 3M double-sided tape to attach to the surface. When using double-sided tape degrease the application surface adequately

## PACKAGE

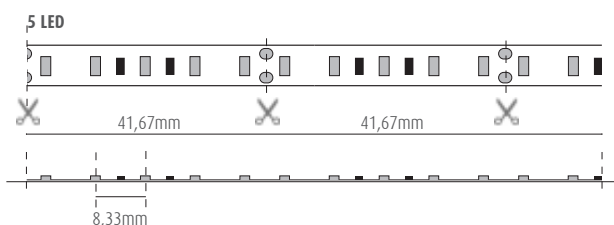
Packaged in 20 m reels.  
Or custom products cut to specific lengths see page 11, 322.

EXTRALONG 24V, produced in 20 m reels allow for installations of great lengths thus reducing power points to a minimum: with two reels and power supplies at opposite ends, up to 40 metres of lines of light can be obtained without running cables.

EXTRALONG 24V solve problems in situations that require indirect lighting (cove lighting) or outdoors where numerous power supplies cannot be stored or where there are limitations for cables to pass.

EXTRALONG 24V have all the same quality components and construction method as all other strips in the range to obtain real lighting uniformity over the entire length of the strips.

### LED SPACING AND PITCH CUT



Cutting DURASTRIP to size\*:

fixed cost of piece work

VA01

\* Please consider pitch cut. Includes a 20 cm cable.



PRO

24V  
DC

Ra>90

50000h  
L70

-25°  
+35°C

III

E471161

G5/h24

A++

A+

A

Risk  
Group 0

MAX

3,5mm

NO

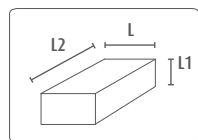
DOT

IP20

art.	W	W/m	lm/m	K	N° LED/m		L	L1	L2		
07U302411INL2000	220	11	695	3000	120	120°	10	1,7	20000	923181	1
07U402411INL2000	220	11	715	4000	120	120°	10	1,7	20000	923198	1

IP65

art.	W	W/m	lm/m	K	N° LED/m		L	L1	L2		
07U302411XOL2000	220	11/m	695	3000	120	120°	12	5	20000	923204	1
07U402411XOL2000	220	11/m	715	4000	120	120°	12	5	20000	923211	1



For further details on other connection configurations see the connection diagrams on the following pages or at this [link](#).



	<b>ZK7360</b>	60W	IP20
	<b>ZK73100-SL</b>	100W	IP20
	<b>ZK73100</b>	100W	IP67
	<b>ZK73200</b>	200W	IP67
	<b>ZK73320</b>	320W	IP67
	<b>ZK73600T</b>	600W	IP67
	<b>ZK73150-D</b>	150W	IP20

	<b>DALI-ZKTPC</b> (DALI)
	<b>ZKTPC-DIM</b> (DMX)
	<b>ZKCDAFF</b> (DALI)
	<b>ZKCDMX-RFF</b> (DMX)
	<b>ZKCDMXWFF</b> (DMX)
	<b>FF</b> = FLICKER FREE

	<b>UNIVERSAL PROFILES</b>
	<b>SURFACE PROFILES</b>
	<b>RECESSED PROFILES</b>
	<b>FLEXIBLE PROFILES</b>
	<b>SUSPENSION PROFILES</b>

DRIVER: complete info on page 152

# DURASTRIP EXTRALONG 48V

## LED

LED 2835SMD  
84 LED/m  
5,6W/m  
48VDC  
Ra >90  
Lifetime: >50,000 h  
Warranty: 5 years

## COLOURS OF LIGHT

Choice of white colour temperatures.

## BINNING

ANSI/SDCM: 2 step.  
3000K - 4000K

## CONNECTIONS

IP20: terminals with free wires  
IP65: complete with a 15 cm long IP65/68 M/F cable on 2 sides.  
Maximum connection length 50 m.  
Strips can be cut to size by following the cutting indications printed on the strips.

## ASSEMBLY

Complete with 3M double-sided tape to attach to the surface. When using double-sided tape degrease the application surface adequately

## PACKAGE

Packaged in 50 m reels.  
Or custom products cut to specific lengths see page 11, 322.

EXTRALONG 48V produced in 50 metre reels allow for installations of great lengths without the need for extra power supplies. With two power supplies at opposite ends up to 100 metres of light can be obtained! EXTRALONG 48V have all the same quality components and construction method as all other strips in the range to obtain real lighting uniformity over the entire length of the strips.

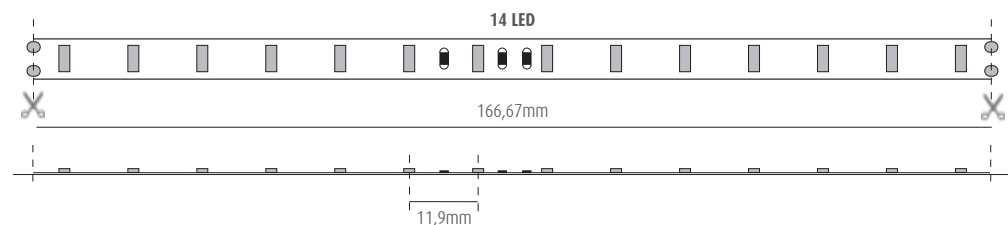
Cutting DURASTRIP to size\*:

fixed cost of piece work

VA01

\* Please consider pitch cut. Includes a 20 cm cable.

### LED SPACING AND PITCH CUT



PRO

48V  
DC

Ra>90

50000h  
L70

-25°  
+35°C

III

UL  
E471161

G5/h24

A++  
A+  
A

Risk  
Group 0




MAX  
5mm

↑




↓

NO  
DOT

IP20

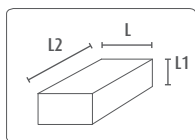
art.	W/m	lm/m	K	N° LED/m		L	L1	L2	 8011905	
<b>07U304806INL5000</b>	5,6	520	3000	84	120°	12	2	50000	923228	1
<b>07U404806INL5000</b>	5,6	535	4000	84	120°	12	2	50000	923235	1

IP65

art.	W/m	lm/m	K	N° LED/m		L	L1	L2	 8011905	
<b>07U304806XOL5000</b>	5,6	520	3000	84	120°	14	5	50000	923242	1
<b>07U404806XOL5000</b>	5,6	535	4000	84	120°	14	5	50000	923259	1

POWER vs LENGTH (POWER ON ONE SIDE)*						
Length	1M (3.28ft)	10M (32.8ft)	20M (65.6ft)	30M (98.4ft)	40M (131.2ft)	50M (164ft)
Absorbed power	5.6W	55.2W	110.9W	165.2W	208.9W	224.2W
Voltage drop %	100%	99%	99%	98%	93%	80%

\*Estimated parameters



For further details on other connection configurations see the connection diagrams on the following pages or at this [link](#).







**HLG-320H-48A**

320W


IP65




UNIVERSAL PROFILES




SURFACE PROFILES



RECESSED PROFILES



FLEXIBLE PROFILES



SUSPENSION PROFILES

DRIVER: complete info on page 152

# DURASTRIP WALL WASHER

## LED

LED 3030  
30 LED/m  
96W (19.2W/m)  
24VDC  
Ra >90  
Lifetime: >30,000 h  
Warranty: 3 years

## COLOURS OF LIGHT

Choice of white colour temperatures:  
2700K - 3000K - 3500K - 4000K - 6500K

## BINNING

ANSI/SDCM: 3 step.

## DIMMABILITY

Dimmable 0-100%  
DALI - DMX  
Analogue and digital domotic control systems  
Push Dali with ZKCDA controllers  
CASAMBI compatible

## CONNECTIONS

IP67: complete with a 15 cm long M/F cable on 2 sides. Maximum connection length 5 m. Max 4A.  
Strips can be cut to size by following the cutting indications printed on the strips. 2 PIN connectors included in kit code KT07UXOL allow strips to be linked up to a maximum run of 5 meters.

## ASSEMBLY

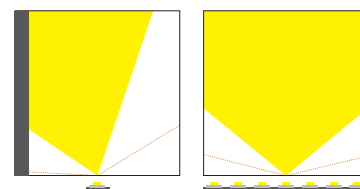
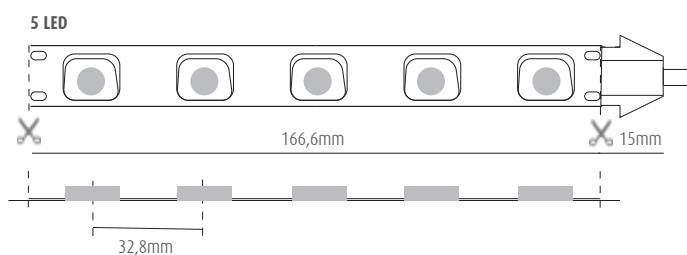
Installation requires metal clips, see separate accessories code.

## PACKAGE

Packaged in 5 m reels.  
Or custom products cut to specific lengths see page 11, 322.

A minimal and unobtrusive light element providing a wall wash effect. By utilising an asymmetric reflector, the light is directed across the vertical surface, the efficiency of the LED's power is maximised to provide a uniform wash effect of light. The product is sealed to guarantee a high degree of Ingress Protection (IP67).

### LED SPACING AND PITCH CUT




Cutting DURASTRIP to size\*:

fixed cost of piece work

VA01

\* Please consider pitch cut. Includes a 20 cm cable.



Exposure to sunlight max 30 minutes.



DURASTRIP



PRO	24V DC	Ra>90	30000h L70	IP67	-40° +45°C	III	ETL	G3	A++ A+ A	Risk Group 0
-----	-----------	-------	---------------	------	---------------	-----	-----	----	----------------	-----------------

	art.	W	W/m	lm/m	K	N° LED/m		L	L1	L2	8011905	
NEW	07U272419XWA	96	19,2	1400	2700	30	100°x 70°(40°+30°)	10,5	23	5000	966904	1
NEW	07U302419XWA	96	19,2	1450	3000	30	100°x 70°(40°+30°)	10,5	23	5000	966911	1
NEW	07U352419XWA	96	19,2	1450	3500	30	100°x 70°(40°+30°)	10,5	23	5000	966928	1
NEW	07U402419XWA	96	19,2	1500	4000	30	100°x 70°(40°+30°)	10,5	23	5000	966935	1
NEW	07U602419XWA	96	19,2	1500	6500	30	100°x 70°(40°+30°)	10,5	23	5000	966942	1

Warning: this strip is 10,5 mm high. Due to the particular diffusion angle do not use in profiles that are closed with lenses.



art	Cut and mount kit for Strip IP67	8011905	
KT07UXWL	Includes 2 2 PIN connectors, 2 2 PIN male connector cables, 2 2 PIN female connector cables and UV glue	951023	1



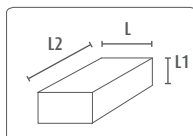
art		8011905	
KT07UXWL-UV	UV light for fast glue fixing	651030	1



art		8011905	
KT07UXWL-CL	Kit of 10 pcs of metal clips	951047	1



art		8011905	
KT07UXWL	Kit 5 pcs End cap in PC		1



For further details on other connection configurations see the connection diagrams on the following pages or at this link.



	<b>ZK7360</b>	60W	IP20
	<b>ZK73100-SL</b>	100W	IP20
	<b>ZK73100</b>	100W	IP67
	<b>ZK73200</b>	200W	IP67
	<b>ZK73320</b>	320W	IP67
	<b>ZK73600T</b>	600W	IP67
	<b>ZK73150-D</b>	150W	IP20



<b>DALI-ZKTPC</b> (DALI)
<b>ZKTPC-DIM</b> (DMX)
<b>ZKCDIFF</b> (DALI)
<b>ZKCDMX-RFF</b> (DMX)
<b>ZKCDMXWFF</b> (DMX)
<b>ZKC1-10FF</b> (1-10)
<b>FF = FLICKER FREE</b>

DRIVER: complete info on page 152

# DURASTRIP GRAZER

## LED

LED 3030  
42 LED/m  
96W (19.2W/m)  
24VDC  
Ra >90  
Lifetime: >30,000 h  
Warranty: 3 years

## COLOURS OF LIGHT

Choice of white colour temperatures:  
2700K - 3000K - 3500K - 4000K - 6500K

## BINNING

ANSI/SDCM: 3 step.

## DIMMABILITY

Dimmable 0-100%  
DALI - DMX  
Analogue and digital domotic control systems  
Push Dali with ZKCDA controllers  
CASAMBI compatible

## CONNECTIONS

IP67: complete with a 15 cm long M/F cable on 2 sides. Maximum connection length 5 m. Max 4A.  
Strips can be cut to size by following the cutting indications printed on the strips. 2 PIN connectors included in kit code KT07UXOL allow strips to be linked up to a maximum run of 5 meters.

## ASSEMBLY

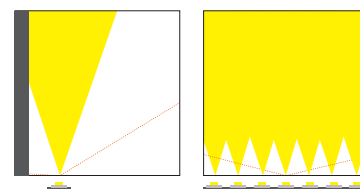
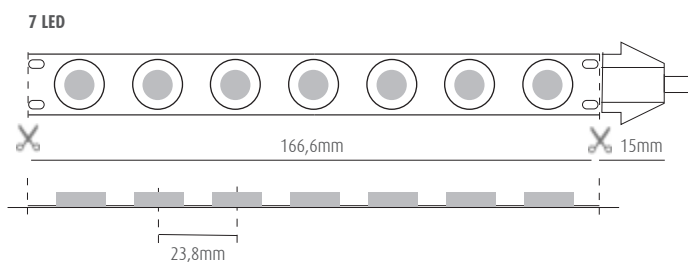
Installation requires metal clips, see separate accessories code.

## PACKAGE

Packaged in 5 m reels.  
Or custom products cut to specific lengths see page 11, 322.

As a result of each individual LED being fitted with a 30 ° aperture, DURASTRIP GRAZER will create a distinguished radiance effect. The grazing properties will highlight a relief on a building's facade, the material essence of modern wallpaper or the refined imperfections of an architectural wall. The narrow angle of GRAZER requires the installation to be positioned slightly offset from the wall enhancing the three-dimensional aspect of the illuminated vertical surface.

### LED SPACING AND PITCH CUT



Cutting DURASTRIP to size\*:

fixed cost of piece work

VA01

\* Please consider pitch cut. Includes a 20 cm cable.






Exposure to sunlight max 30 minutes.




DURASTRIP

PRO	24V DC	Ra>90	30000h L70	IP67	-25° +35°C	III	ETL	G3	A++ A+ A	Risk Group 0
-----	-----------	-------	---------------	------	---------------	-----	-----	----	----------------	-----------------


	art.	W	W/m	lm/m	K	N° LED/m		L	L1	L2	 8011905	
NEW	07U272419XWG	96	19,2	1750	2700	42	30°	11	23	5000	966850	1
NEW	07U302419XWG	96	19,2	1800	3000	42	30°	11	23	5000	966867	1
NEW	07U352419XWG	96	19,2	1800	3500	42	30°	11	23	5000	966874	1
NEW	07U402419XWG	96	19,2	1850	4000	42	30°	11	23	5000	966881	1
NEW	07U602419XWG	96	19,2	1850	6500	42	30°	11	23	5000	966898	1

Warning: this strip is 11 mm high. Due to the particular diffusion angle do not use in profiles that are closed with lenses.




art	Cut and mount kit for Strip IP67	 8011905	
KT07UXWL	Includes 2 2 PIN connectors, 2 2 PIN male connector cables, 2 2 PIN female connector cables and UV glue	951023	1



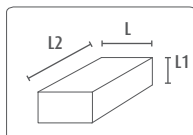
art		 8011905	
KT07UXWL-UV	UV light for fast glue fixing	651030	1



art		 8011905	
KT07UXWL-CL	Kit of 10 pcs of metal clips	951047	1






art		8011905	
KT07UXWL	Kit 5 pcs End cap in PC		1



For further details on other connection configurations see the connection diagrams on the following pages or at this link.



	<b>ZK7360</b>	60W	IP20
	<b>ZK73100-SL</b>	100W	IP20
	<b>ZK73100</b>	100W	IP67
	<b>ZK73200</b>	200W	IP67
	<b>ZK73320</b>	320W	IP67
	<b>ZK73600T</b>	600W	IP67
	<b>ZK73150-D</b> 	150W	IP20

	<b>DALI-ZKTPC</b> (DALI)
	<b>ZKTPC-DIM</b> (DMX)
	<b>ZKCDAFF</b> (DALI)
	<b>ZKCDMX-RFF</b> (DMX)
	<b>ZKCDMXWFF</b> (DMX)
	<b>ZKC1-10FF</b> (1-10)
	<b>FF = FLICKER FREE</b>

DRIVER: complete info on page 152

# DURASTRIP FULL SPECTRUM

## LED

LED 2835  
240 LED/m  
70W (14W/m)  
24VDC  
Ra >95  
Lifetime: >50,000 h  
Warranty: 5 years

## COLOURS OF LIGHT

Choice of white colour temperature

## BINNING

ANSI/SDCM: 2 step.  
2700K - 3000K - 3500K - 4000K - 6000K

## DIMMABILITY

Dimmable 0-100% Flicker Free  
DALI - DMX - 1-10  
Analogue and digital domotic control systems  
Push Dali with ZKCDA controllers  
CASAMBI compatible

## CONNECTIONS

IP20: terminals with free wires  
IP68: complete with a 15 cm long IP65/68 M/F cable on 2 sides.  
Maximum connection length 5 m. Max 4A.  
Strips can be cut to size by following the cutting indications printed on the strips.

## ASSEMBLY

Complete with 3M double-sided tape to attach to the surface.  
When using double-sided tape degrease the application surface adequately.

## PACKAGE

Packaged in 5 m reels.  
Or custom products cut to specific lengths see page 11, 322.

DURASTRIP FULL SPECTRUM means that the white colour of this strip is created by a spectrum that includes all of the colours.

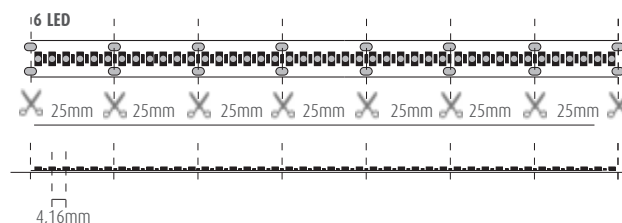
Colour rendering is excellent, Ra>90 but DURASTRIP FULL SPECTRUM goes far beyond this figure.

The FULL SPECTRUM is able to reproduce the colours in the environment, returning the vividness of the objects as if they are lit by the sun, in all colour temperatures.

To show more clearly and immediately the performance of these strips from the colour rendering point of view, we have provided the values indicated by the TM-30.

DURASTRIP FULL SPECTRUM is indispensable in environments where the point of colour is very important: art galleries, museums, fabric shops, etc.

## LED SPACING AND PITCH CUT



Cutting DURASTRIP to size\*:

fixed cost of piece work

VA01

\* Please consider pitch cut. Includes a 20 cm cable.

## IP20



## IP65



PRO	Ra>95	24V DC	50000h L70	-25° +35°C	III	UL E471161	G5/h24	A++ A+ A	Risk Group 0
-----	-------	-----------	---------------	---------------	-----	---------------	--------	----------------	-----------------

MAX 2mm	NO DOT
------------	-----------

IP20

	art.	W	W/m	lm/m	K	RF	RG	N° LED/m		L	L1	L2	8011905	
NEW	07U272414INFS	70	14	1170	2700	93,3	99,4	240	120°	10	1	5000	949945	1
NEW	07U302414INFS	70	14	1235	3000	93,5	100,0	240	120°	10	1	5000	949952	1
NEW	07U352414INFS	70	14	1235	3500	- -	- -	240	120°	10	1	5000	949969	1
NEW	07U402414INFS	70	14	1300	4000	89,9	97,6	240	120°	10	1	5000	949976	1
NEW	07U602414INFS	70	14	1300	6000	93,6	99,8	240	120°	10	1	5000	949983	1

IP68

	art.	W	W/m	lm/m	K	RF	RG	N° LED/m		L	L1	L2	8011905	
NEW	07U272414XOFS	70	14	1170	2700	93,3	99,4	240	120°	12	5	5000	949990	1
NEW	07U302414XOFS	70	14	1235	3000	93,5	100,0	240	120°	12	5	5000	950002	1
NEW	07U352414XOFS	70	14	1235	3500	- -	- -	240	120°	12	5	5000	8950019	1
NEW	07U402414XOFS	70	14	1300	4000	89,9	97,6	240	120°	12	5	5000	950026	1
NEW	07U602414XOFS	70	14	1300	6000	93,6	99,8	240	120°	12	5	5000	950033	1



art. Additional cut and mount kit for Strip IP68 and IP65

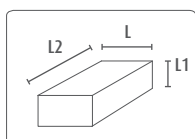


KT68PA

This kit includes 4 terminal blocks with 15 cm wire, 10 silicone fixing bridges with screws

48460

1



For further details on other connection configurations see the connection diagrams on the following pages or at this link.



	ZK7360	60W	IP20
	ZK73100-SL	100W	IP20
	ZK73100	100W	IP67
	ZK73200	200W	IP67
	ZK73320	320W	IP67
	ZK73600T	600W	IP67
	ZK73150-D	150W	IP20

	DALI-ZKTPC (DALI)
	ZKTPC-DIM (DMX)
	ZKCDAFF (DALI)
	ZKCDMX-RFF (DMX)
	ZKCDMXWFF (DMX)
	ZKC1-10FF (1-10)
	FF = FLICKER FREE

	UNIVERSAL PROFILES
	SURFACE PROFILES
	RECESSED PROFILES
	FLEXIBLE PROFILES
	SUSPENSION PROFILES

DRIVER: complete info on page 152

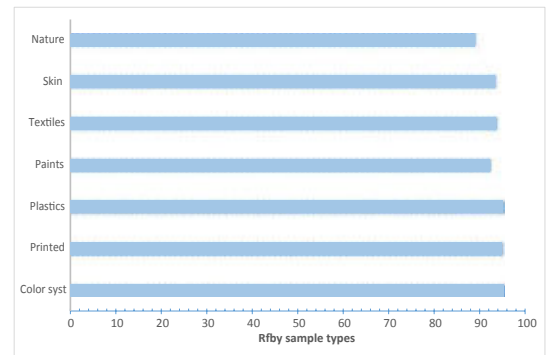
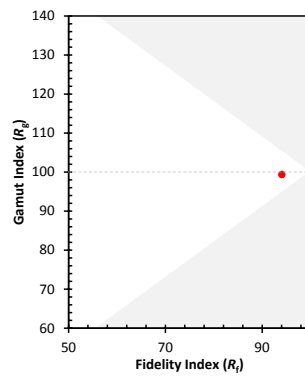
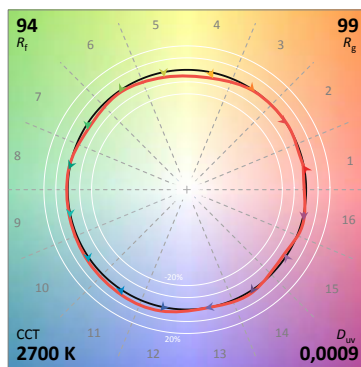
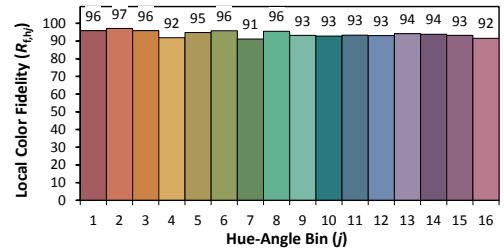
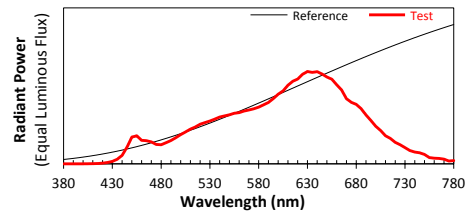


## DURASTRIP FULL SPECTRUM

It is immediately evident from the chromatic diagram that the overlapping of the reference source circle with the one created by the analysis values of the FULL SPECTRUM strip is practically perfect. For a more in-depth explanation of the TM-30, see the introduction pages.

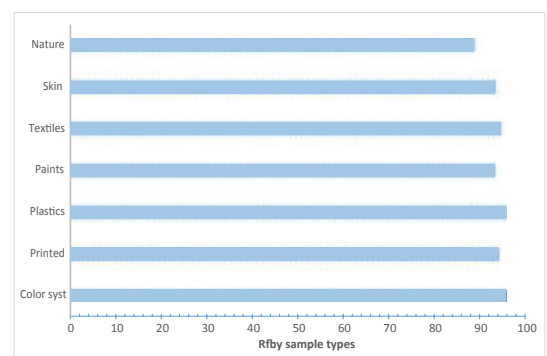
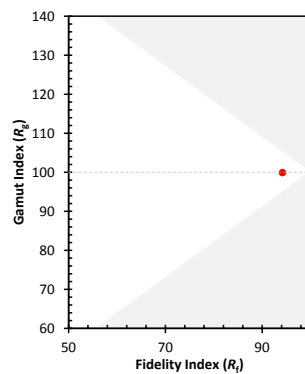
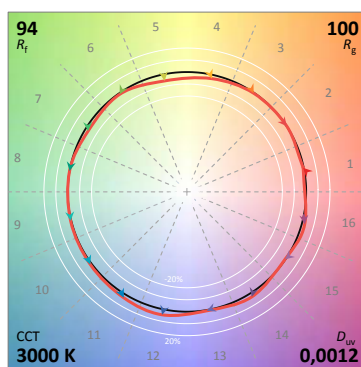
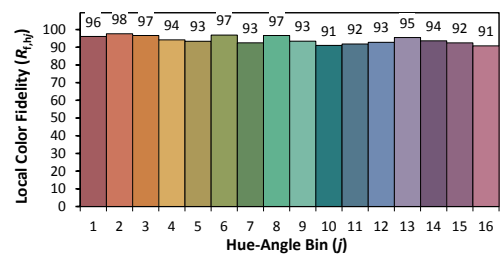
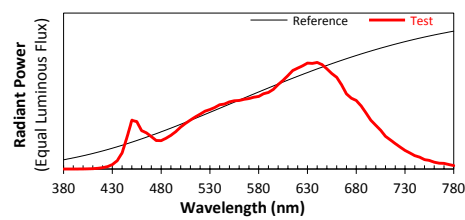
2700K

<b>R<sub>a</sub></b>	98
<b>R<sub>9</sub></b>	97
<b>R<sub>f</sub></b>	93,3
<b>R<sub>g</sub></b>	99,4



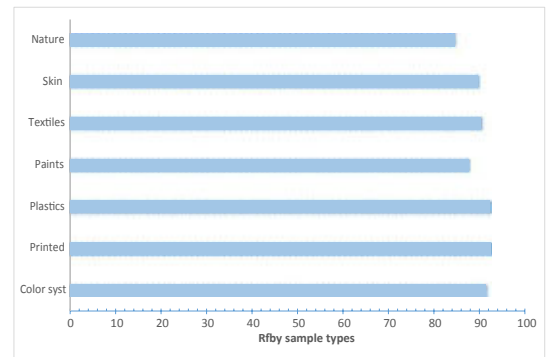
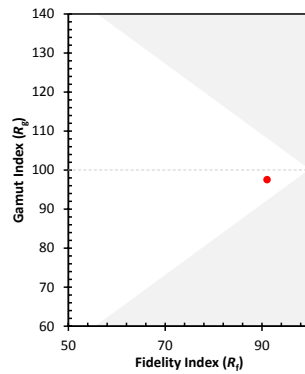
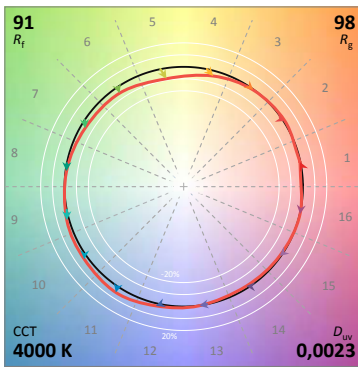
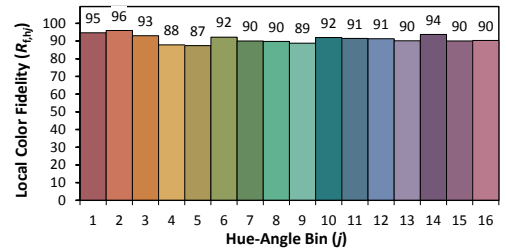
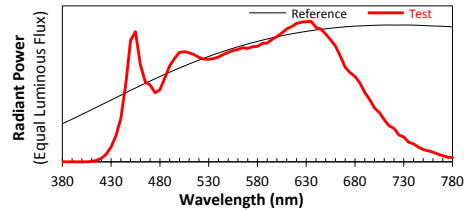
3000K

<b>R<sub>a</sub></b>	99
<b>R<sub>9</sub></b>	97
<b>R<sub>f</sub></b>	93,5
<b>R<sub>g</sub></b>	100,0



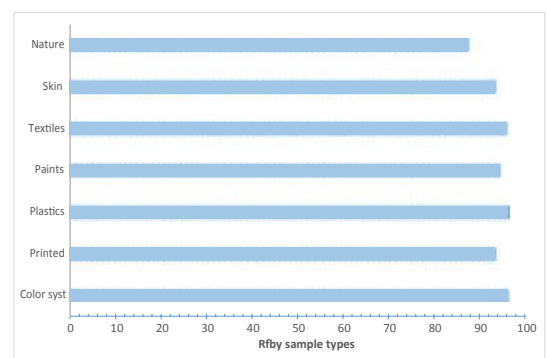
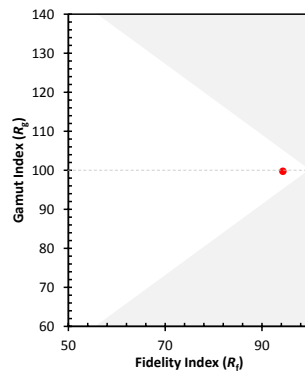
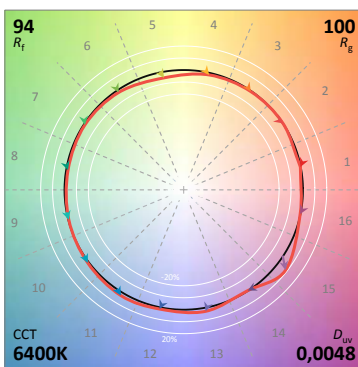
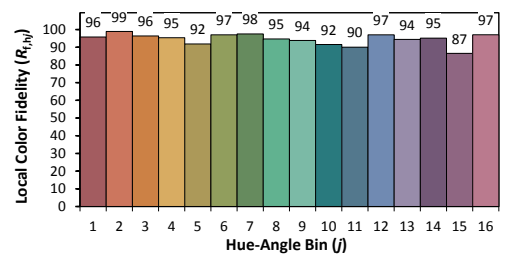
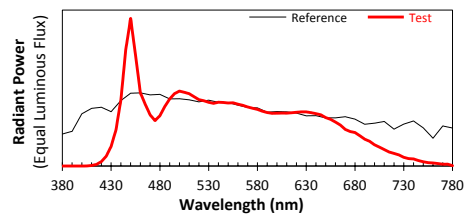
4000K

<b>Ra</b>	96
<b>R9</b>	98
<b>Rf</b>	89,9
<b>Rg</b>	97,6



6000K

<b>Ra</b>	99
<b>R9</b>	98
<b>Rf</b>	93,6
<b>Rg</b>	99,8



# DURASTRIP TUNABLE CCT

## LED

LED 2216 W+W  
240 LED/m  
70W (14W/m)  
24VDC  
Ra >90  
Lifetime: >50,000 h  
Warranty: 5 years

## COLOURS OF LIGHT

Tunable Colour Temperature:  
1800-3500K  
2700-6500K

## BINNING

ANSI/SDCM: 3 step.

## DIMMABILITY

Dimmable 0-100%  
DALI - DMX  
Analogue and digital domotic control systems  
CASAMBI compatible

## CONNECTIONS

IP20: terminals with free wires  
IP65: complete with a 15 cm long IP65/68 M/F cable on 2 sides.  
Maximum connection length 5 m. Max 4A.  
Strips can be cut to size by following the cutting indications printed on the strips.

## ASSEMBLY

Complete with 3M double-sided tape to attach to the surface.  
When using double-sided tape degrease the application surface adequately.

## PACKAGE

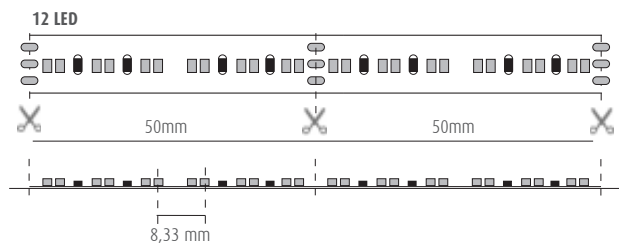
Packaged in 5 m reels.  
Or custom products cut to specific lengths see page 11, 322.

The colour of the light and emission intensity have a profound influence on people's emotional state, according to Human Centric Lighting principles. Therefore, using tools like the DURASTRIP CCT is fundamental as they allow dynamic light management to improve the environment and the feelings of the people who find themselves there, to promote well-being and improve performance.

If dynamic light is essential in environments where people remain for a long period of time, such as offices, schools, etc., its use is equally useful to create different atmospheres in the same environment: it allows you to illuminate a restaurant with a vibrant white light at lunch and a softly relaxing light at dinner!

DuraStrip CCT offers two white colour temperature variation options: from 1800K to 3500K or from 2700K to 6500K.

## LED SPACING AND PITCH CUT



Cutting DURASTRIP to size\*:

fixed cost of piece work

VA01

\* Please consider pitch cut. Includes a 20 cm cable.

## IP20



## IP65






For further details on other connection configurations see the connection diagrams on the following pages.




PRO	24V DC	Ra>90	50000h L70	-25° +35°C	III	UL E471161	G5/h24	A++ A+ A	Risk Group 0
-----	-----------	-------	---------------	---------------	-----	---------------	--------	----------------	-----------------

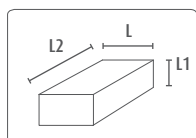
MAX 3,5mm	NO DOT
--------------	-----------

IP20

	art.	W	W/m	MAX lm/m	K	N° LED/m		L	L1	L2	 8011905	
NEW	<b>07U183524INH</b>	70	14	1000 (3500K)	1800-3500	240	120°	10	1	5000	950057	1
NEW	<b>07U276524INH</b>	70	14	1080 (6500K)	2700-6500	240	120°	10	1	5000	950040	1

IP65

	art.	W	W/m	MAX lm/m	K	N° LED/m		L	L1	L2	 8011905	
NEW	<b>07U183524EXH</b>	70	14	1000 (3500K)	1800-3500	240	120°	12	5	5000	950071	1
NEW	<b>07U276524EXH</b>	70	14	1080 (6500K)	2700-6500	240	120°	12	5	5000	950064	1



For further details on other connection configurations see the connection diagrams on the following pages or at this link.



<b>ZK7360</b>	60W	IP20
<b>ZK73100-SL</b>	100W	IP20
<b>ZK73100</b>	100W	IP67
<b>ZK73200</b>	200W	IP67
<b>ZK73320</b>	320W	IP67
<b>ZK73600T</b>	600W	IP67
<b>ZK73150-D</b> 	150W	IP20



**DALI-ZKTPC** (DALI)

**ZKTPC-DIM** (DMX)

**ZKCDAFF** (DALI)

**ZKCDMX-RFF** (DMX)

**ZKCDMXWFF** (DMX)

**FF = FLICKER FREE**



UNIVERSAL PROFILES

SURFACE PROFILES

RECESSED PROFILES

FLEXIBLE PROFILES

DRIVER: complete info on page 152

# DURASTRIP DIM-TO-WARM

## LED

LED 2216  
224 LED/m  
max 48W (9,6W/m)  
24VDC  
Ra >90  
Lifetime: >50,000 h  
Warranty: 5 years

## COLOURS OF LIGHT

Choice of white colour temperatures:  
1800-3000K  
2700-6000K

## BINNING

ANSI/SDCM: 3 step.

## DIMMABILITY

Single channel (see connection diagrams)  
Dimmable 10-100%  
DALI - DMX  
Analogue and digital domotic control systems  
Push Dali with ZKCDA controllers  
CASAMBI compatible

## CONNECTIONS

IP20: terminals with free wires  
IP65: complete with a 15 cm long IP65/68 M/F cable on 2 sides.  
Maximum connection length 5 m. Max 4A.  
Strips can be cut to size by following the cutting indications printed on the strips.

## ASSEMBLY

Complete with 3M double-sided tape to attach to the surface.  
When using double-sided tape degrease the application surface adequately.

## PACKAGE

Packaged in 5 m reels.  
Or custom products cut to specific lengths see page 11, 322.

Cutting DURASTRIP to size\*:

fixed cost of piece work

VA01

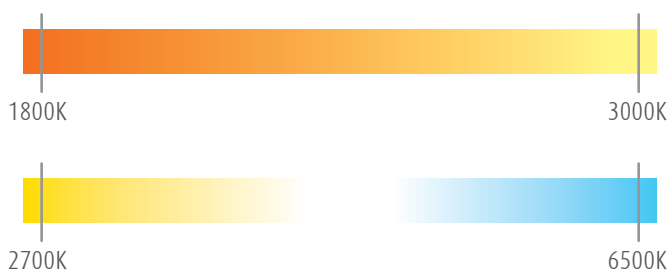
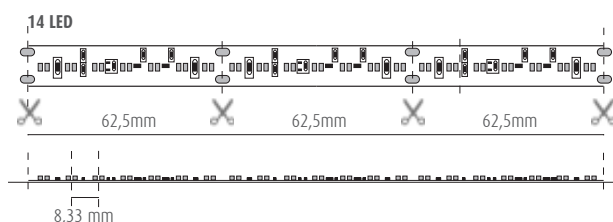
\* Please consider pitch cut. Includes a 20 cm cable.

DURASTRIP DIM-TO-WARM allows the light intensity to be decreased and the colour temperature of the light to be varied at the same time. By simulating the dimming curve of old incandescent lamps, it ensures the right light for different times of the day and for different activities in the environment, according to the Human Centric Lighting principle.

The single channel dimming technology works on a single chip, 'heating' the colour of the light and thus creating a comfortable atmosphere and a natural feeling to the light, to put the user at the centre of the lighting experience.

The 1800-3000K version is particularly desired for installations into hospitality atmospheres, restaurants, etc.


## LED SPACING AND PITCH CUT



## IP20



## IP65







	art.	max W	maxW/m	lm/m	K	N° LED/m		L	L1	L2		
NEW	<b>07U18302410INK</b>	48	9,6 <sup>(1)</sup>	900 (3000K)	1800-3000	224	120°	12	1	5000	950248	1
NEW	<b>07U27602410INK</b>	48	9,6 <sup>(2)</sup>	900 (3000K)	2700-6000	224	120°	12	1	5000	950262	1

<sup>(1)</sup> 9,6W @ 3000K; 2,4W @ 1800K; <sup>(2)</sup> 9,6W @ 6000K; 2,4W @ 2700K



	art.	max W	maxW/m	lm/m	K	N° LED/m		L	L1	L2		
NEW	<b>07U18302410EXK</b>	48	9,6 <sup>(1)</sup>	900 (3000K)	1800-3000	224	120°	14	4	5000	950255	1
NEW	<b>07U27602410EXK</b>	48	9,6 <sup>(2)</sup>	900 (3000K)	2700-6000	224	120°	14	4	5000	950279	1

<sup>(1)</sup> 9,6W @ 3000K; 2,4W @ 1800K; <sup>(2)</sup> 9,6W @ 6000K; 2,4W @ 2700K



**art** Additional cut and mount kit for Strip IP68 and IP65

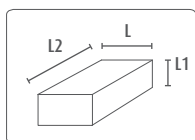
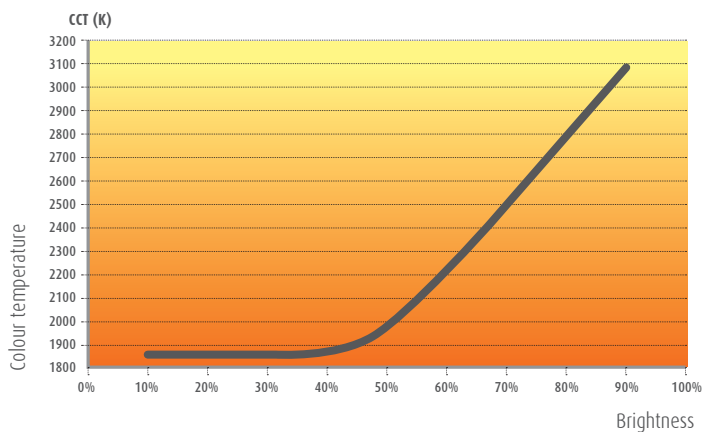


**KT68PA**

This kit includes 4 terminal blocks with 15 cm wire, 10 silicone fixing bridges with screws

48460 1

Dimmer curve, Luminosity vs Colour Temperature



For further details on other connection configurations see the connection diagrams on the following pages or at this link.



<b>ZK7360</b>	60W	IP20
<b>ZK73100-SL</b>	100W	IP20
<b>ZK73100</b>	100W	IP67
<b>ZK73200</b>	200W	IP67
<b>ZK73320</b>	320W	IP67
<b>ZK73600T</b>	600W	IP67
<b>ZK73150-D</b>	150W	IP20



**DALI-ZKTPC** (DALI)

**ZKTPC-DIM** (DMX)

**ZKCDAFF** (DALI)

**ZKCDMX-RFF** (DMX)

**ZKCDMXWFF** (DMX)

**ZKC1-10FF** (1-10)

**FF = FLICKER FREE**



**UNIVERSAL PROFILES**

**SURFACE PROFILES**

**RECESSED PROFILES**

**FLEXIBLE PROFILES**

DRIVER: complete info on page 152

# DURASTRIP EXTREME TUNABLE CCT

## LED

LED 5050RGB+5050 CCT  
96 LED/m  
115W (23W/m)  
24VDC  
3000-6500K: Ra >80  
Lifetime: >50,000 h  
Warranty: 5 years

## COLOURS OF LIGHT

Choice of colour temperature in the whites + RGBA  
3000-6500K + RGB+ AMBRA 1600K

## BINNING

ANSI/SDCM: 3 step.

## DIMMABILITY

NOTE: 6 channels needed  
Dimmable 0-100% Flicker Free  
DMX  
Analogue and digital domotic control systems

## CONNECTIONS

IP20: terminals with free wires  
IP65: complete with a 15 cm long IP65/68 M/F cable on 2 sides.  
Maximum connection length 5 m.  
Strips can be cut to size by following the cutting indications printed on the strips.

## ASSEMBLY

Complete with 3M double-sided tape to attach to the surface.  
When using double-sided tape degrease the application surface adequately.

**Always use with aluminium profiles for heat dissipation.**

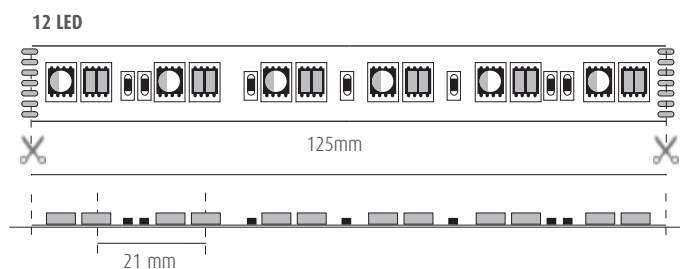
## PACKAGE

Packaged in 5 m reels.  
Or custom products cut to specific lengths see page 11, 322.

Why Extreme Tunable? This strip adds to the characteristics of the CCT, which varies the white from 3000K to 6500K, and the potential offered by an LED that encloses the Red Green and Blue spectra + a very warm amber colour (wonderful for the 'ancient stone' effect).

DURASTRIP Extreme Tuneable gives the designer the freedom to choose previously unthinkable shades of light without using complex electronic equipment and create the most diverse and new, pleasant and amazing lighting scenes using just one strip.

## LED SPACING AND PITCH CUT



Cutting DURASTRIP to size\*:

fixed cost of piece work

VA01

\* Please consider pitch cut. Includes a 20 cm cable.

## IP20



## IP65



PRO	24V DC	Ra 80	50000h L70	-25° +35°C	III	UL E471161	G5/h24	A++ A+ A	Risk Group 0
-----	-----------	-------	---------------	---------------	-----	---------------	--------	----------------	-----------------

MAX 20mm	NO DOT
-------------	-----------

IP20
------

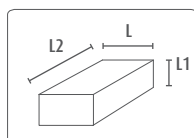
	art.	W	W/m	lmTOT/m	K	N° LED/m		L	L1	L2	8011905	
NEW	07UET2423IN	115	23	1250	3000-6500+ ●●●●●●●●●● RGB	96	120°	15	2	5000	950187	1

Always use with aluminium profiles for heat dissipation.

IP65
------

	art.	W	W/m	lmTOT/m	K	N° LED/m		L	L1	L2	8011905	
NEW	07UET2423EX	115	23	1250	3000-6500+ ●●●●●●●●●● RGB	96	120°	17	5	5000	953065	1

Always use with aluminium profiles for heat dissipation.



For further details on other connection configurations see the connection diagrams on the following pages or at this link.



	ZK7360	60W	IP20
	ZK73100-SL	100W	IP20
	ZK73100	100W	IP67
	ZK73200	200W	IP67
	ZK73320	320W	IP67
	ZK73600T	600W	IP67
	ZK73150-D	150W	IP20

	ZK7PC-DIM (DMX)
	ZKCDMX-RFF (DMX)
	ZKCDMXWFF (DMX)
	FF = FLICKER FREE

	UNIVERSAL PROFILES
	SURFACE PROFILES
	RECESSED PROFILES

DRIVER: complete info on page 152

# DURASTRIP PRO60 RGB

## LED

LED 5050

60 LED/m

● = 615-625nm; ● = 520-530nm; ● = 465-475nm;

50W (10W/m)

Lifetime: >50,000 h

Warranty: 5 years

## COLOURS OF LIGHT

RGB

## DIMMABILITY

Dimmable 0-100% Flicker Free

DMX with ZKCDMXFF, ZKCDMX-RFF

Analogue and digital domotic control systems

CASAMBI compatible

## CONNECTIONS

Complete with a 15 cm long IP65/68 M/F cable on 2 sides. Maximum connection length 5 m. Max 4A.

For longer connections, connect in series or parallel, diagram on page 152.

Strips can be cut to size by following the cutting indications printed on the strips. For IP65/IP68 strips restore the IP protection after cutting.

## ASSEMBLY

Complete with 3M double-sided tape to attach to the surface and jumpers to be screwed to the surface. When using double-sided tape degrease the application surface adequately.

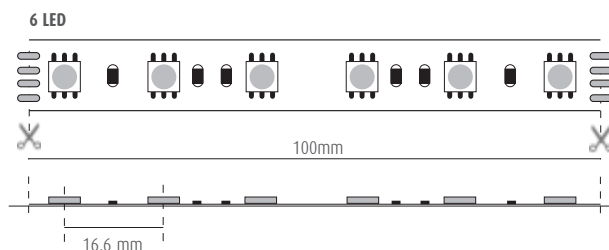
## PACKAGE

Packaged in 5 m reels.

Or custom products cut to specific lengths see page 11, 322.

DURASTRIP PRO60 RGB were designed to satisfy the range of use that requires an excellent product as well as cost optimisation. The PRO60 RGB range has a substrate that is optimised for power management in relation to flow and useful life. Excellent light emission and colour control over time. Available in an IP20 and IP65 version.

## LED SPACING AND PITCH CUT



**R** 630nm **G** 520nm **B** 460nm

Cutting DURASTRIP to size\*:

fixed cost of piece work

VA01

\* Please consider pitch cut. Includes a 20 cm cable.

## IP20



## IP65



PRO	24V DC	Ra>80	50000h L70 B20	-25° +35°C	III	UL E471161	G5/h24	A++ A+ A	Risk Group 0
-----	-----------	-------	-------------------	---------------	-----	---------------	--------	----------------	-----------------

MAX 7mm	NO DOT
------------	-----------

IP20

art.	W	W/m	K	N° LED/m		L	L1	L2	8011905	
NEW 07URGB2410IN-SB	50	10	●●●	60	120°	10	2	5000	954857	1

IP65

art.	W	W/m	K	N° LED/m		L	L1	L2	8011905	
NEW 07URGB2410EX-SB	50	10	●●●	60	120°	14	4	5000	954864	1



art Cut and mount kit for Strip IP68 and IP65 - RGB

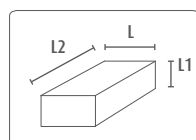


KT68PA-RGB

This kit includes 4 terminal blocks with 15 cm wire, 10 silicone fixing bridges with screws

955588

1



For further details on other connection configurations see the connection diagrams on the following pages or at this link.



ZK7360	60W	IP20
ZK73100-SL	100W	IP20
ZK73100	100W	IP67
ZK73200	200W	IP67
ZK73320	320W	IP67
ZK73600T	600W	IP67
ZK73150-D	150W	IP20



ZKTPC-DIM (DMX)  
ZKCDMX-RFF (DMX)  
ZKCDMXWFF (DMX)  
FF = FLICKER FREE



UNIVERSAL PROFILES  
SURFACE PROFILES  
RECESSED PROFILES  
FLEXIBLE PROFILES  
SUSPENSION PROFILES

DRIVER: complete info on page 152

# DURASTRIP RGB + WHITE

## LED

LED 5050RGB 4-in-1  
IP68 75W (15W/m)  
IP20 75W (15W/m)

LED 5050RGB  
IP68 47W (10W/m)  
24VDC  
Lifetime: >30,000 h  
Warranty: 3 years

## COLOURS OF LIGHT

RGB+2700K  
RGB+3000K

## DIMMABILITY

Dimmable 0-100%  
DMX  
Analog digital domotic control systems  
CASAMBI compatible

## CONNECTIONS

IP20: terminals with free wires  
IP68: complete with a 15 cm long IP65/68 M/F cable on 2 sides.  
Maximum connection length 5 m. Max 4A in total.  
For longer connections, connect in series or parallel, diagram on page 152.  
Strips can be cut to size by following the cutting indications printed on the strips. For IP65/IP68 strips restore the IP protection after cutting.

## ASSEMBLY

Complete with 3M double-sided tape to attach to the surface and jumpers to be screwed to the surface. When using double-sided tape degrease the application surface adequately

## PACKAGE

Packaged in 5 m reels.  
Or custom products cut to specific lengths see page 11, 322.



RGBW DURASTRIP, RGB colours along with a shade of warm white. Introducing a white spectrum the saturated RGB tones are 'intensified' and the nuances that can be obtained increase: at the same time white can be enriched with RGB colours to obtain surprising pastel tones. Above all RGBW offer the possibility to obtain a 'real' white in the indicated tone, 2700K or 3000K and not white obtained by overlapping red-green-blue, i.e. the one produced by RGB strips. White emission from the LED quad is more efficient than coloured LED sources which means RGBW strips are more high performance and suitable for professional uses. They can be interfaced with special 4 channel controllers, Code ZKCDMXW to obtain all required tones in a continuous way.

Cutting DURASTRIP to size\*:

fixed cost of piece work

VA01

\* Please consider pitch cut. Includes a 20 cm cable.



UNIVERSAL PROFILES

SURFACE PROFILES

RECESSED PROFILES

SUSPENSION PROFILES



PRO	24V DC	30000h L70	-25° +35°C	III	UL E471161	G3	A++ A+ A	Risk Group 0
-----	-----------	---------------	---------------	-----	---------------	----	----------------	-----------------

MAX	5mm 7mm	NO DOT
-----	------------	-----------







Different LED packaging technology with this strip with 4-in-1 CHIP that makes it possible to obtain an unrivalled uniform light output. A perfect colour mix.

#### POWER







Full power RGB+White = 75W; only white= 24W; only red= 23W; only blue= 20W; only green= 14W.

Full power RGB+ White = 47W; only white= 28W; only RGB=19W.

IP20	Single chip
------	-------------

Single chip									
art.	W	lm/m		N° LED		L	L1	L2	 80119058 
07575RGBW	75	520/m <sup>2</sup>	 + 2700	420	120°	13	3	5000	43809 1

IP68	Single chip
------	-------------




Single chip										
art.	W	lm/m		N° LED		L	L1	L2	 80119058	
07375RGBW	75	520/m*	   + 3000	420	120°	15	5	5000	45841	1

Can be cut every 3 LEDs.

Can be used with 4 channel controller Code ZKCDMXW.

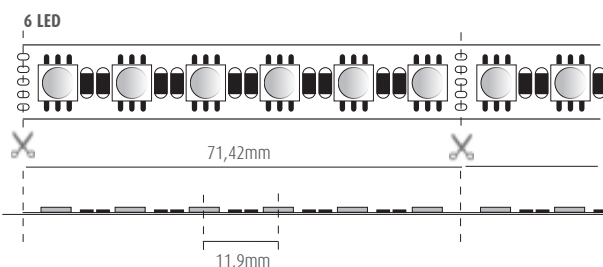


IP68	Single chip
------	-------------

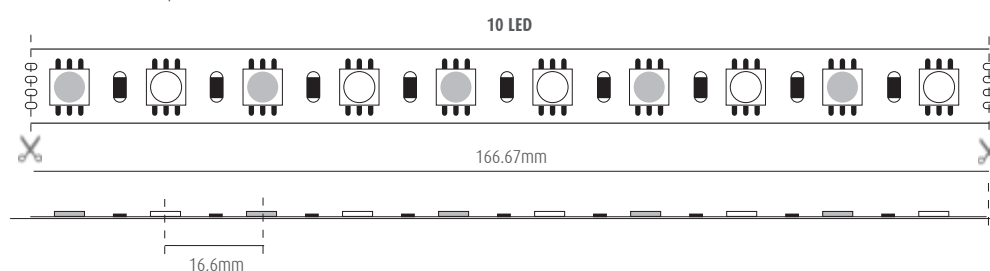
art.	W	lm/m	N° LED		L	L1	L2	 80119058		
07372RGBW	47	364/m*	+ 3000	420	120°	15	5	5000	38904	1

\* Value referred to colour temperature 2700K.

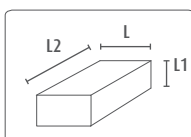
#### LED SPACING AND PITCH CUT



#### LED SPACING AND PITCH CUT



art	Cut and mount kit for Strip IP68 and IP65 - RGB	8011905	
KT68PA-RGBW	This kit includes 4 terminal blocks with 15 cm wire, 10 silicone fixing bridges with screws	955588	1



For further details on other connection configurations see the connection diagrams on the following pages or at this link.



# EXTRA NARROW RGB DURASTRIP

## LED

LED 3535 RGB

120 LED/m

14,4W/m

24VDC

Lifetime: >50,000 h

Warranty: 5 years

## COLOURS OF LIGHT

RGB

## DIMMABILITY

Dimmable 0-100%

DALI - DMX

Analogue and digital domotic control systems

Push Dali with ZKCDA controllers

CASAMBI compatible

## CONNECTIONS

IP20: terminals with free wires

Maximum connection length 5 m. Max 4A.

For longer connections, connect in series or parallel, diagram on page 152.

Strips can be cut to size by following the cutting indications printed on the strips.

## ASSEMBLY

Complete with 3M double-sided tape to attach to the surface.

When using double-sided tape degrease the application surface adequately

## PACKAGE

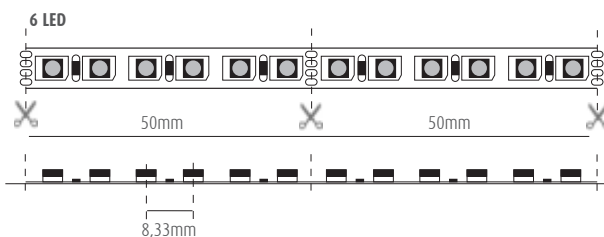
Packaged in 3 m reels.

Or custom products cut to specific lengths see page 11, 322.

The EXTRA NARROW series is a concentrate of quality materials that they share with other DURASTRIP: high quality choices to ensure a professional level performance, excellent heat dissipation and long duration, Ra >90. EXTRA NARROW is the range with the smallest substrate in the entire collection. Just 5 mm wide - 6 mm for the RGB version- it solves all needs not only connected to confined spaces but above all for particularly light and characteristic 'light designs', even when using the infinite range of RGB colours.

To be used with thin section profiles in the range. The type of LED source used and the short distance between the sources eliminate the speckled effect even in profiles with lenses that are very close together.

### LED SPACING AND PITCH CUT



618-  
628nm



520-  
528nm



464-  
474nm

Cutting DURASTRIP to size\*:

fixed cost of piece work

VA01

\* Please consider pitch cut. Includes a 20 cm cable.



PRO

24V  
DC

Ra>90

50000h  
L70

IP20

-25°  
+35°C

III

E471161

G5/h24

A++

A+

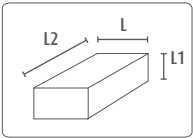
A

Risk  
Group 0

MAX  
3,5mm

	art.	W/m	lm/m	K	N° LED/m		L	L1	L2		
NEW	<b>07URGB2412INEN</b>	14,4	- -		120	120°	6	3,5	3000*	8011905	1

\*Warning: this strip is 3 metres long.



For further details on other connection configurations see the connection diagrams on the following pages or at this link.



<b>ZK7360</b>	60W	IP20
<b>ZK73100-SL</b>	100W	IP20
<b>ZK73100</b>	100W	IP67
<b>ZK73200</b>	200W	IP67
<b>ZK73320</b>	320W	IP67
<b>ZK73600T</b>	600W	IP67
<b>ZK73150-D</b>	150W	IP20



<b>ZK7PC-DIM</b> (DMX)
<b>ZKCDMX-RFF</b> (DMX)
<b>ZKCDMXWFF</b> (DMX)
<b>FF = FLICKER FREE</b>



P02A-S-PF-200
P03A-S-PF-200
P01C-S-PF-300
P01G-S-PF-200
P01F-S-PF-200
P04G-S-PF-300
P06B-S-PF-300
P01I-S-PF-300
P01D-S-PF-200

DRIVER: complete info on page 152

# DURASTRIP ULTRA HD RGB

## LED

LED 3535RGB

●= 615-625nm; ●= 520-530nm; ●= 465-475nm;

240 LED/m

70W (14W/m)

24VDC

Lifetime: >50,000 h

Warranty: 5 years

## COLOURS OF LIGHT

RGB

## DIMMABILITY

Dimmable 0-100% Flicker Free

DMX with ZKCDMXFF, ZKCDMX-RFF

Analogue and digital domotic control systems

CASAMBI compatible

## CONNECTIONS

IP20: terminals with free wires

IP65: complete with a 15 cm long IP65/68 M/F cable on 2 sides.

Maximum connection length 5 m. Max 4A.

Strips can be cut to size by following the cutting indications printed on the strips.

## ASSEMBLY

Complete with 3M double sided tape to attach to the surface.

When using double sided tape degrease the application surface adequately. Always use with aluminium profiles for heat dissipation.

## PACKAGE

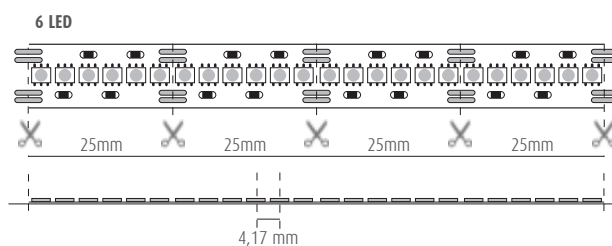
Packaged in 5 m reels.

Or custom products cut to specific lengths see page 11, 322.

The most powerful RGB strip in the range, 240 LED/m, 3 in 1 3535RGB. This new generation chip is very compact: this allows for optimisation of heat and increases the lifespan ensuring colour stability over time.

From a lighting point of view it provides excellent performance in terms of luminous efficiency: ULTRA RGB contributes to meeting the needs of installations that require a decorative impact and applications that demand a strong light supply with high emission uniformity in the best way.

### LED SPACING AND PITCH CUT



Cutting DURASTRIP to size\*:

fixed cost of piece work

VA01

\* Please consider pitch cut. Includes a 20 cm cable.

## IP20



## IP65



PRO

24V  
DC

50000h  
L70

-25°  
+35°C

III

E471161

G5/h24

A++

A+

A

Risk  
Group 0

MAX  
2mm

NO  
DOT

IP20

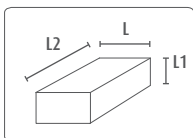

	art.	W	W/m		N° LED/m		L	L1	L2		
NEW	07URGB2414INUHD	70	14		240	120°	12	2	5000	950200	1

IP65

	art.	W	W/m		N° LED/m		L	L1	L2		
NEW	07URGB2414EXUHD	70	14		240	120°	14	4	5000	953058	1



art	Cut and mount kit for Strip IP68 and IP65 - RGB		
KT68PA-RGB	This kit includes 4 terminal blocks with 15 cm wire, 10 silicone fixing bridges with screws	955588	1



For further details on other connection configurations see the connection diagrams on the following pages or at this link.



	<b>ZK7360</b>	60W	IP20
	<b>ZK73100-SL</b>	100W	IP20
	<b>ZK73100</b>	100W	IP67
	<b>ZK73200</b>	200W	IP67
	<b>ZK73320</b>	320W	IP67
	<b>ZK73600T</b>	600W	IP67
	<b>ZK73150-D</b>	150W	IP20
	<b>ZK7PC-DIM</b> (DMX)		
	<b>ZKCDMX-RFF</b> (DMX)		
	<b>ZKCDMXWFF</b> (DMX)		
	<b>FF = FLICKER FREE</b>		
	<b>UNIVERSAL PROFILES</b>		
	<b>SURFACE PROFILES</b>		
	<b>RECESSED PROFILES</b>		
	<b>FLEXIBLE PROFILES</b>		

DRIVER: complete info on page 152

# DURASTRIP RGB PIXEL CONTROL

## LED

LED 5050RGBW DMX  
60 LED/m  
100W (20W/m)  
24VDC  
Lifetime: >35,000 h  
Warranty: 3 years

## COLOURS OF LIGHT

RGB + 3000K (Ra>90)

## DIMMABILITY

Dimmable 0-100%  
DMX 512 SIGNAL

## CONNECTIONS

IP20: terminals with free wires  
Maximum connection length 5 m.  
IP65: complete with a 15 cm long IP65/68 M/F cable on 2 sides.  
Strips can be cut to size by following the cutting indications printed on the strips.  
The electrical connection must be from PI to PO strictly following the direction of the arrow printed on PCB: if the connection is reversed, it will be impossible to control the strip and it might even be damaged.

## ASSEMBLY

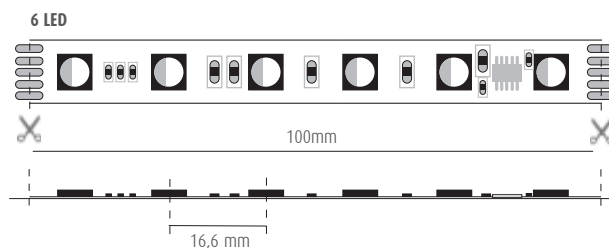
Complete with 3M double-sided tape to attach to the surface.  
When using double-sided tape degrease the application surface adequately.  
Always use with aluminium profiles for heat dissipation.

## PACKAGE

Packaged in 5 m reels.  
Or custom products cut to specific lengths see page 11, 322.

DURASTRIP Pixel Control allows each segment (10 cm) of LEDs to be controlled independently. This means it is possible to manage an infinite number of combinations of dynamic colour on an infinite number of colours from the RGB + white 4 in 1 chip, with colours ranging from pastel shades to pure RGB. Pixel Control is the most attractive, amazing, and easily applied dynamic light solution. It connects directly to the DMX512 signal on the control system, considering that the segments are configured on the addresses from 1 to 50.

### LED SPACING AND PITCH CUT



Cutting DURASTRIP to size\*:

fixed cost of piece work

VA01

\* Please consider pitch cut. Includes a 20 cm cable.

### IP20



### IP65





PRO

24V  
DC

Ra 90  
(3000K)

35000h  
L70

-25°  
+35°C

III

E471161

G3

A++

A+

A

Risk  
Group 0

MAX  
7mm

NO  
DOT

IP20

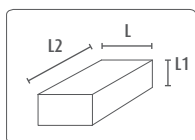
	art.	W	W/m	lm/m		N° LED/m		L	L1	L2		
NEW	<b>07URGB2420INPX</b>	100	20	280 (3000K)	+ 3000K	60	120°	12	2	5000	950224	1

Always use with aluminium profiles for heat dissipation.

IP65

	art.	W	W/m	lm/m		N° LED/m		L	L1	L2		
NEW	<b>07URGB2420EXPX</b>	100	20	280 (3000K)	+ 3000K	60	120°	14	4	5000	950231	1

Always use with aluminium profiles for heat dissipation.



For further details on other connection configurations see the connection diagrams on the following pages or at this link.



<b>ZK7360</b>	60W	IP20
<b>ZK73100-SL</b>	100W	IP20
<b>ZK73100</b>	100W	IP67
<b>ZK73200</b>	200W	IP67
<b>ZK73320</b>	320W	IP67
<b>ZK73600T</b>	600W	IP67
<b>ZK73150-D</b>	150W	IP20



UNIVERSAL PROFILES

SURFACE PROFILES

RECESSED PROFILES

DRIVER: complete info on page 152





**118**  
DuraNeonFlex  
TOP



**122**  
DuraNeonFlex  
VERT



**128**  
DuraNeonFlex-Q  
TOP



**132**  
DuraNeonFlex-Q  
VERT



**138**  
DuraNeonFlex  
TWIST



**144**  
DuraNeonFlex  
MINI

# DuraNeonFlex

# DuraNeonFlex Collection

## TYPE

Flexible light line with uniform emission in two directions depending on the model.

## CHARACTERISTICS

Flexible light line with continuous lighting: so flexible you can create curves with a minimum diameter of 60mm according to model

## COLOUR OF THE LIGHT

Range of whites, pure colours and RGB.

## MATERIAL

Extremely flexible, impact resistant and weatherproof extruded silicone.

## INSTALLATION NOTES

Surface mounted with clips; where product requires, it may be cut following cutting marks (5cm). Fitted with different outputs for power supply: refer to next pages. Installation temperature: 0° ~ 35°C; working temperature: -25° +35°C.

## DIMMABILITY

Dimmable 0-100%  
DALI - DMX  
Analogue and digital domotic control systems  
Push Dali with ZKCDA controllers  
CASAMBI compatible

## PACKAGE

Packaged in 5 m or 10 m reels.

## CUSTOM CUT

DuraNeonFlex can be ordered in custom lengths, with or without the terminals required for the project (in-line, side, or rear connection). Follow the indications for the maximum lengths and different cutting pitches for each model.

The DuraNeonFlex collection is significantly expanded with the addition of new product lines.

**DuraNeonFlex Twist**, the best tool for following the fluid shapes of contemporary architecture or creative lighting, obtaining unprecedented effects: a light strip that can be twisted up to 360° in one meter! DuraNeonFlex Twist can be cut to measure at any point to create the exact length required for the project and without approximation!

**DuraNeonFlex Mini** can also be cut at any point: the DNF MINI section is very small and the emission is vertical, which allows curves up to 60mm in diameter. DNF MINI is available in white or colored light, ideal for highlighting details or signs.

signs. Both of the new lines share high quality materials with the ability to choose in line, side, or rear connections with the classic **round or square DuraNeonFlex**.



Cutting DuraNeonFlex to size\*:

fixed cost of piece work,  
includes the selected terminal connector.

VA02

fixed cost of piece work,  
only cut, no connector.

VA03

\* Please consider pitch cut.

DNF MINI



# DURANEONFLEX COLLECTION

## 01 DURANEONFLEX TWIST

FAMILY  
CODE

**DNF Twist**



### LIGHT EMISSION

TOP and VERT at the same time!  
Like having two strips in one!

IP65

### CUTTING PITCH

Free cut!



### RADIUS OF CURVATURE

60 mm

### TWISTING

360° in 1 m

### MAXIMUM LENGTH

5 meters

### CONNECTIONS

- IN LINE
- SIDE
- REAR

### COLOUR OF THE LIGHT

White light


### ACCESSORIES

Flexible profile  
Rigid profile  
Mounting clips

## 02 DURANEONFLEX MINI

FAMILY  
CODE

**DNF Mini**



### LIGHT EMISSION

VERT

IP65

### CUTTING PITCH

Free cut!



### RADIUS OF CURVATURE

60 mm

### TWISTING

360° in 30 cm

### MAXIMUM LENGTH

10 meters

### CONNECTIONS

- IN LINE
- SIDE
- REAR

### COLOUR OF THE LIGHT

White light + coloured light

### ACCESSORIES


Mounting clips



## 03 DURANEONFLEX

FAMILY  
CODE

**DNF Flex**



### LIGHT EMISSION

TOP + VERT

IP65

### CUTTING PITCH

Every 5 cm



### RADIUS OF CURVATURE

TOP: 200 mm - VERT: 120 mm

### TWISTING

No twisting allowed

### MAXIMUM LENGTH

10 meters

### CONNECTIONS

- IN LINE
- SIDE
- REAR

### COLOUR OF THE LIGHT

White light + coloured light


### ACCESSORIES

Recessed profile  
Rigid profile  
Mounting clips

## 04 DURANEONFLEX-Q

FAMILY  
CODE

**DNF-Q Flex**



### LIGHT EMISSION

TOP + VERT

IP65

### CUTTING PITCH

Every 5 cm



### RADIUS OF CURVATURE

TOP: 300 mm - VERT: 120 mm

### TWISTING

No twisting allowed

### MAXIMUM LENGTH

10 meters

### CONNECTIONS

- IN LINE
- SIDE
- REAR

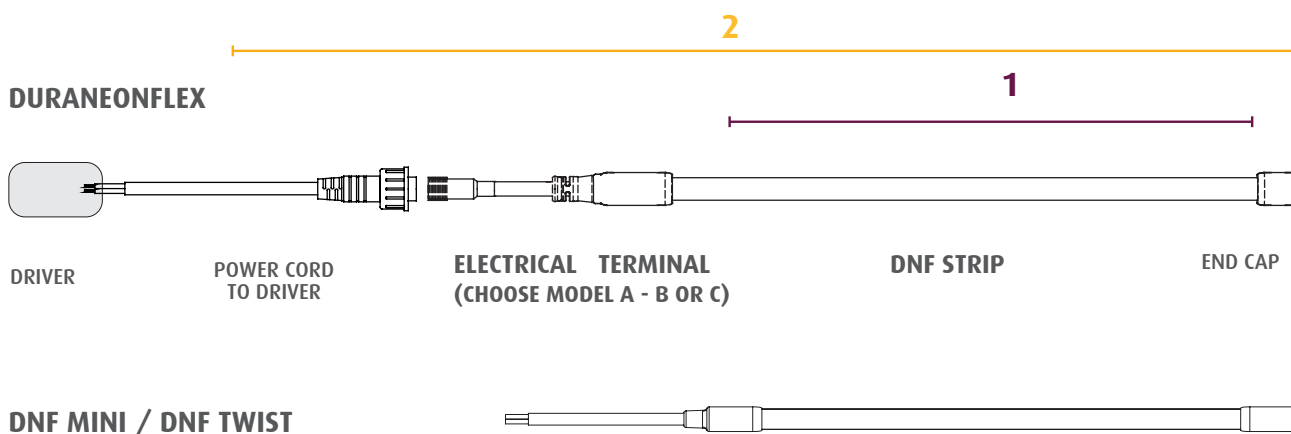
### COLOUR OF THE LIGHT

White light + coloured light

### ACCESSORIES

Recessed profile  
Rigid profile  
Mounting clips

# DuraNeonFlex



Duraneonflex (in short DNF) is configured in the following 2 methods both with a minimum quantity to be confirmed with the sales force:

## 1 DURANEONFLEX WITHOUT TERMINALS



Provided by meters, max length 5m or 10 m according to model (professional use 50 mt reel also available); cut every 5 cm or free cut for DNF Twist and DNF MINI. MINI. They can be field cut as the cutting point is clearly indicated, apart from free cut items DNF Twist and DNF MINI.

Terminals and other accessories must be ordered with their separate codes.



DNF Strips with end cap are IP40; if properly sealed with glue they provide IP65.

## 2 DURANEONFLEX COMPLETE WITH TERMINAL: A - B/D - C



Factory prepared DNF are complete with the chosen terminal and end cap. The power cord with plug for driver connection is INCLUDED into the package (except on MINI DNF and DNF Twist which have free wires). Provided in meters, max length 5 m or 10 m ; cut every 5 cm or without minimum cut requirement for DNF Twist and DNF MINI.

Factory prepped DNF Strips are IP65.





**Iglesia S. Ignacio de Loyola**  
COUNTRY: Chile  
LIGHTING DESIGN: Arch. Myriam Loy  
Decebal-Cuza  
ARCHITECT: Sergio Rueda  
PHOTOS: Josefina Lastra

# DuraNeonFlex

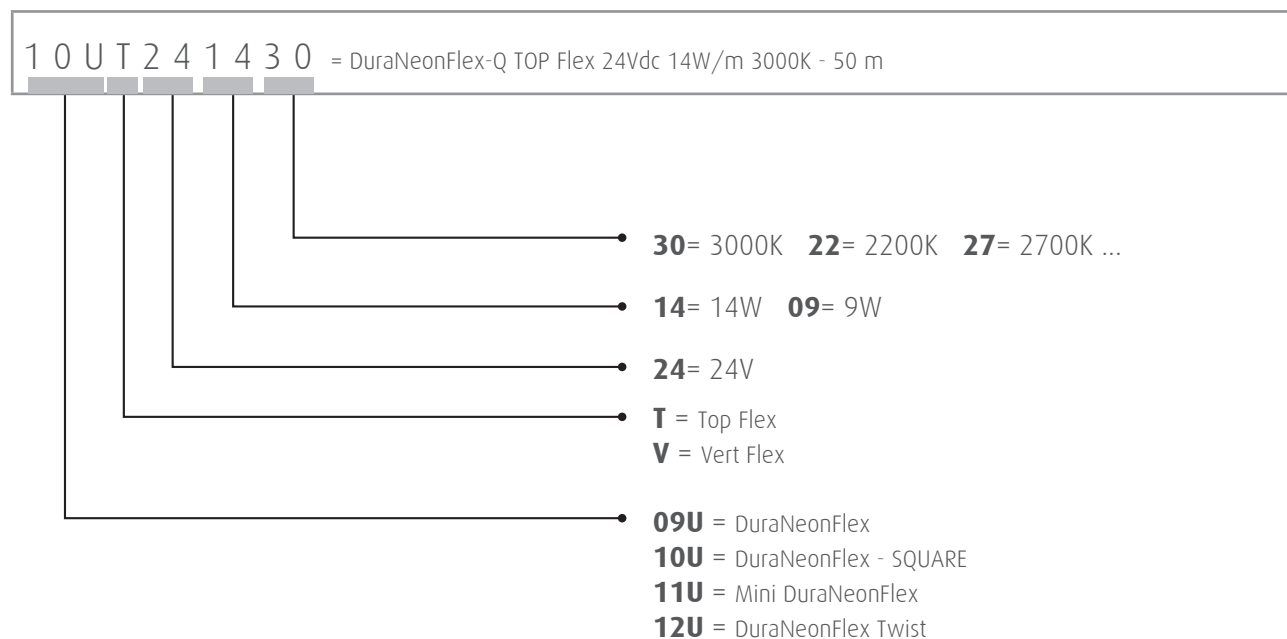
## CODE COMPOSITION

The list of principal codes for DuraNeonFlex TOP and VERT can be found on the following pages.

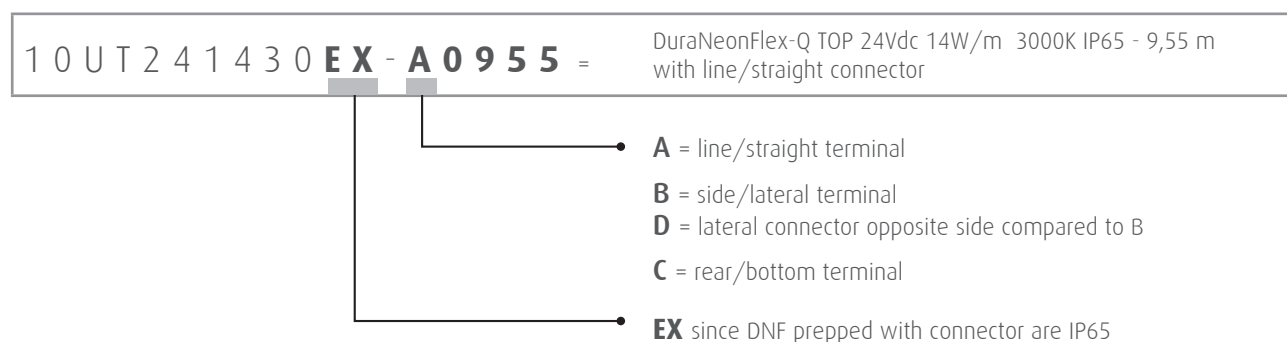
DNF strips without terminals are available both in 10 m standard reels, 5 m for DNF Twist (50 m professional reel also available) or with custom cut size. Maximum length per single power supply: 10 m, 5 m per DNF Twist.

The required length for your custom cut is to be added at the end of the code using 4 digits for the size in cm. Max length is 10 m, 5 m for DNF Twist. Cut size according to size, see the following examples:

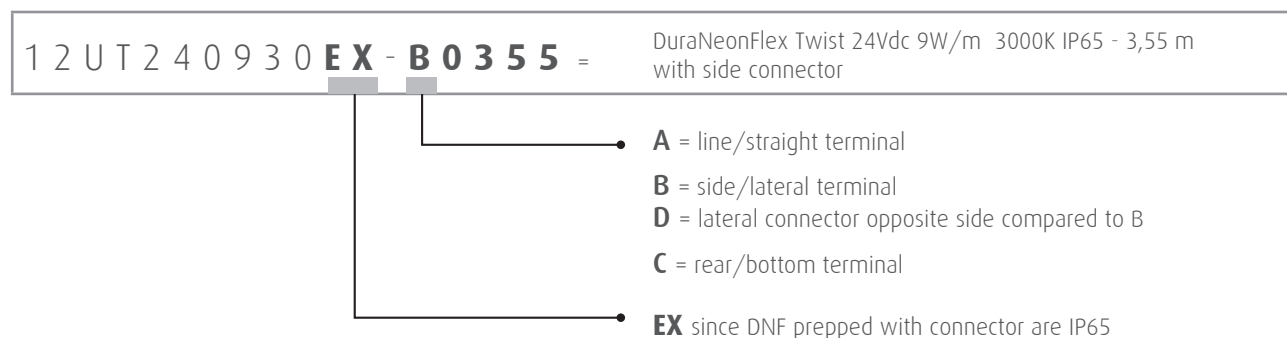
Only strip: accessories to be added



Strip complete with connector, power cord and end cap

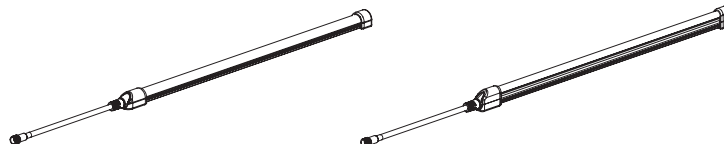


DNF Twist complete with connector, power cord and free wires

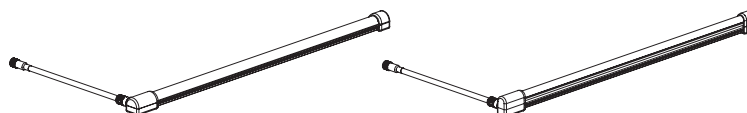


## MOUNTING, CABLING AND CONNECTION SOLUTIONS

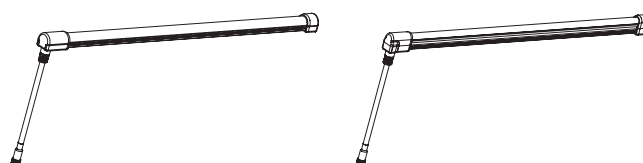
Line/straight terminal wiring



Side/lateral terminal wiring



Rear/bottom terminal wiring



Jumper for 'in line'\* cabling connections



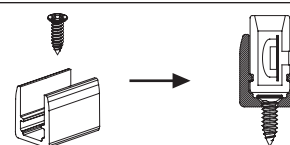
Jumper for 'lateral'\* cabling connections



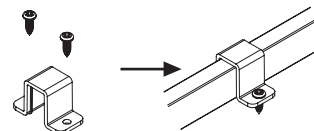
Jumper for 'rear'\* cabling connections



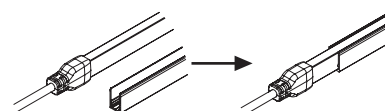
PC clip for DNF anchoring



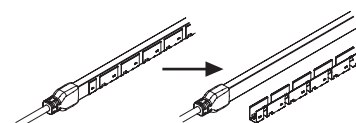
Transparent 'omega shape' clips



Aluminum channel



Flexible metal profile



# DuraNeonFlex

## TYPE

Flexible light line with uniform emission in two directions depending on the model. The section of the profile can be rounded or squared. Both models have a TOP and VERT versions. Available to order with minimum quantities to be agreed on with the sales force.

## CHARACTERISTICS

Flexible light line with continuous lighting: so flexible you can create curves with a minimum diameter of 12 cm for VERT models.

TOP flex Version: the light is emitted on the upper side of the light channel.

VERT flex Version: vertical emission away from the bottom of the channel.

Anti-glare diffuser function.

The DURANEONFLEX range has two different powers: 9W and 14W for the whites and 9W power for colours.

Maximum length per single power supply: 10 metres. Custom cuts can be requested, or field cut, every 5 cm.

## COLOUR OF THE LIGHT

Range of white and pure colours both with 120 LED per meter.

## MATERIAL

Extremely flexible, impact resistant and weatherproof extruded silicone.

## INSTALLATION NOTES

It is attached to the surface with the clips; it can be cut following the cutting marks (5cm). Fitted with different outputs for power supply: see the next pages.

Installation temperature: 0° ~ 35°C; working temperature: -25° +35°C.

## DIMMABILITY

DuraNeonFlex are dimmable like all DURASTRIP: please see the following pages.

## CUSTOM CUT

DuraNeonFlex (DNF) can be ordered 'upon project'. DNF can be supplied at any specific length (max length 10 meters for single power supply, cut every 5 cm) with or without the electrical terminals or in 10 m and 50 m reels without terminals.

Flexible light line with uniform emission

## Ready-to-light

DuraNeonFlex is a flexible extruded silicone profile, complete with 120 LEDs per meter strip. The narrow pitch of the chips and Ic technology make DNF a perfect light line, homogenous on all its 10 meters of length. What's best...

it is ready-to-light!

**DNF:** white PC terminals



**DNF-Q:** translucent silicone terminals

Cutting DuraNeonFlex to size\*:

fixed cost of piece work,  
includes the selected terminal connector.

VA02

fixed cost of piece work,  
only cut, no connector.

VA03

\* Please consider pitch cut.

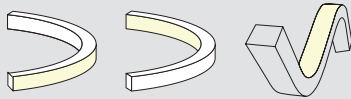
✱ Integrated Circuit



# project

## TOP

light is emitted on the upper side of the light channel.



### DURANEONFLEX TOP




## VERT

vertical emission away from the bottom of the channel.  
Anti-glare diffuser function.



### DURANEONFLEX VERT



### DURANEONFLEX-Q TOP




### DURANEONFLEX-Q VERT



# DuraNeonFlex

## FLEXIBLE COLOURS



### APPLICATIONS

Attentional lighting for hotels, gardens, bridges and shopping centres  
 Architectural lighting  
 Functional lighting for corridors, ceilings, stairwells and step lights  
 Advertising boards  
 Displays  
 Pathway signs: airplanes, ships etc...

PROJECT	24V DC	Ra>80		36000h L70	IP40	IP65	IK07		G4	A++ A+ A
---------	-----------	-------	--	---------------	------	------	------	--	----	----------------

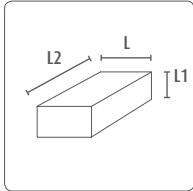
### CHOICE OF COLOUR ON BOTH MODELS: WHITES AND PURE COLOURS

red	green	yellow	orange	blue						rgb
620-630 nm	520-530 nm	580-590 nm	600-610 nm	460-470 nm	2700K	3000K	3500K	4000K	6500K	
RD	VR	GL	OR	BL	27	30	35	40	65	RGB

Other colours in production: amber, pink and violet



**Disney flagship store**  
COUNTRY: Shanghai - Cina  
LIGHTING DESIGN: First Circle Design LLC -  
Matt Levesque  
PHOTOS: Tim Franco



## DURANEONFLEX TOP

### Standard:

The codes in the first column have a standard size of 10 meters each reel and NO connectors attached. Professional rolls of 50 metres can be made to order by adding 5000 at the end of each code.

### Custom cut WITHOUT connector:

If the required length is different from 10 meters, then add 4 digits at the end of the code: cut every 5 cm, max 10 meters.

### Ready to use WITH connector:

Items with connector should add to the chosen code the termination 'EX' and the letter of the selected connector: A - B/D - C, (see examples herebelow), then add the connector price to the price per meter and the single piece processing cost.

PROJECT	24V DC	Ra>80		36000h L70	IP40	IP65	IK07		G4	
---------	--------	-------	--	------------	------	------	------	--	----	--

								Connector Code		
art	Description	W/m	lm/m	K/Colour	L	L1	L2	add line connector A	add side connector B	add rear connector C
09UT240927	DNF TOP Flex	9	510	2700K	16	15	10000			
09UT240930	DNF TOP Flex	9	540	3000K	16	15	10000			
09UT240935	DNF TOP Flex	9	540	3500K	16	15	10000			
09UT240940	DNF TOP Flex	9	570	4000K	16	15	10000			
09UT240965	DNF TOP Flex	9	590	6500K	16	15	10000			
09UT2409RD*	DNF TOP Flex	9		RD	16	15	10000			
09UT2409VR*	DNF TOP Flex	9		VR	16	15	10000			
09UT2409GL	DNF TOP Flex	9		GL	16	15	10000			
09UT2409OR	DNF TOP Flex	9		OR	16	15	10000			
09UT2409BL*	DNF TOP Flex	9		BL	16	15	10000			
09UT2409AM	DNF TOP Flex	9		AM	16	15	10000			
09UT2409PI	DNF TOP Flex	9		PI	16	15	10000			
09UT241427*	DNF TOP Flex	14	760	2700K	16	15	10000			
09UT241430*	DNF TOP Flex	14	800	3000K	16	15	10000			
09UT241435*	DNF TOP Flex	14	800	3500K	16	15	10000			
09UT241440*	DNF TOP Flex	14	840	4000K	16	15	10000			
09UT241465*	DNF TOP Flex	14	880	6500K	16	15	10000			
09UT24RGB*	DNF TOP Flex	14		RGB	16	15	10000			

DNF Strips with end cap are IP40; if properly sealed with glue they provide IP65.

\* Items in stock.


Maximum bending radius for articles 09UT : 200mm

EXAMPLE OF CODE OF DNF LENGTH 4,65 m without terminals:  
**09UT2414270465**

EXAMPLE OF CODE OF DNF LENGTH 4,65 m with side terminal B:  
**09UT241427EX-B0465**

## LIST OF ACCESSORIES

### DuraNeonFlex TOP Flex strip Accessories




This wiring kit corresponds to the suffix

**A**  
in the codes of finished end prepared product

art	Description	8011905	
<b>KT09UTL1</b>	DNF TOP Flex Wiring kit including output line/straight exit wire + end cap + 30cm long power cord for driver connection + 1 pcs of 10 ml glue (DNF Strips with end cap are IP40; if properly sealed with glue they provide IP65.)	907334	1
<b>KT09UTRGBL1</b>	DNF TOP RGB Flex Wiring kit including output line/straight exit wire + end cap + 30cm long power cord for driver connection + 1 pcs of 10 ml glue (DNF Strips with end cap are IP40; if properly sealed with glue they provide IP65.)	929268	1



art	Description	8011905	
<b>KT09UTJM1</b>	DNF TOP linear wiring jumper 30 cm (3 pieces)	921231	1
<b>KT09UTRGBJM1</b>	DNF TOP RGB linear wiring jumper 30 cm (3 pieces)	921323	1



This wiring kit corresponds to the suffix

**B**  
in the codes of finished end prepared product



art	Description	8011905	
<b>KT09UTL2</b>	DNF TOP Flex Wiring kit including side/lateral exit wire "B" + end cap + 30cm long power cord for driver connection + 1 pcs of 10 ml glue (DNF Strips with end cap are IP40; if properly sealed with glue they provide IP65.)	907341	1
<b>KT09UTRGBL2</b>	DNF TOP RGB Flex Wiring kit including side/lateral exit wire "B" + end cap + 30cm long power cord for driver connection + 1 pcs of 10 ml glue (DNF Strips with end cap are IP40; if properly sealed with glue they provide IP65.)	929275	1



This wiring kit corresponds to the suffix


**D**  
in the codes of finished end prepared product





art	Description	8011905	
<b>KT09UTL2D</b>	DNF TOP Flex Wiring kit including side/lateral exit wire "D" + end cap + 30cm long power cord for driver connection + 1 pcs of 10 ml glue (DNF Strips with end cap are IP40; if properly sealed with glue they provide IP65.)	956905	1

# LIST OF ACCESSORIES



## DuraNeonFlex TOP strip Accessories



This wiring kit corresponds to the suffix **C** in the codes of finished end prepared product

art	Description	 8011905 	
<b>KT09UTL3</b>	DNF TOP Flex Wiring kit including rear/bottom exit wire + end cap + 30cm long lead wire + Power cord for driver connection + 1 pcs of 10 ml glue (DNF Strips with end cap are IP40; if properly sealed with glue they provide IP65.)	910310	1
<b>KT09UTRGBL3</b>	DNF TOP RGB Flex Wiring kit including rear/bottom exit wire + end cap + 30cm long lead wire + Power cord for driver connection + 1 pcs of 10 ml glue (DNF Strips with end cap are IP40; if properly sealed with glue they provide IP65.)	929282	1





art	Description	 8011905 	
<b>KT09UTRGBJM3</b>	DNF TOP RGB Flex rear wiring jumper 30 cm (3 pieces)	921316	1




DuraNeonFlex TOP strip Accessories




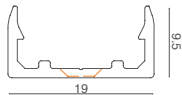
art	Description	 8011905	
KT09UTS1	TOP Flex Transparent 'omega shape' clips kit - Including 5 clips and 10 screws	907358	1



art	Description	 8011905	
KT09UTC1	TOP Flex Bottom fixing clips - Including 5 clips and 5 screws	907327	1





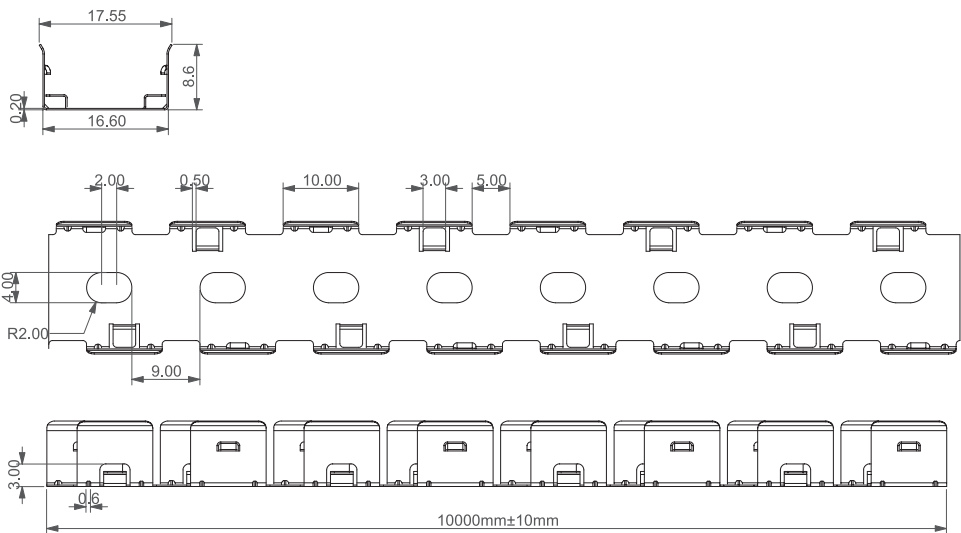
art	Description	 8011905	
KT09UTP1	TOP Flex 1 pcs of aluminum channel length 965 mm +2 pcs of screws (terminals rest outside of the channel)	910303	1

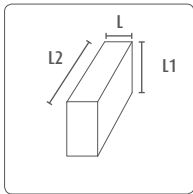


art	Description	 8011905	
KT09UTJ1	TOP Flex Junction connector between 2 sections of DNF. Available only for Top Flex models.	910280	1



art	Description	 8011905	
KTUTFP2	Flexible metal profile for DNF TOP all versions, 20 m length	921590	1





## DURANEONFLEX VERT

### Standard:

The codes in the first column have a standard size of 10 meters each reel and NO connectors attached. Professional rolls of 50 metres can be made to order by adding 5000 at the end of each code.

### Custom cut WITHOUT connector:

If the required length is different from 10 meters, then add 4 digits at the end of the code: cut every 5 cm, max 10 meters.

### Ready to use WITH connector:

Items with connector should add to the chosen code the termination 'EX' and the letter of the selected connector: A - B/D - C, (see examples herebelow), then add the connector price to the price per meter and the single piece processing cost.

PROJECT	24V DC	Ra>80		36000h L70	IP40	IP65	IK07		G4	
---------	--------	-------	--	------------	------	------	------	--	----	--

#### Connector Code

art	Description	W/m	lm/m	K/Colour	L	L1	L2	add line connector A	add side connector B	add rear connector C
09UV240927	DNF VERT Flex	9	380	2700K	8,8	20	10000			
09UV240930	DNF VERT Flex	9	400	3000K	8,8	20	10000			
09UV240935	DNF VERT Flex	9	400	3500K	8,8	20	10000			
09UV240940	DNF VERT Flex	9	420	4000K	8,8	20	10000			
09UV240965	DNF VERT Flex	9	440	6500K	8,8	20	10000			
09UV2409RD*	DNF VERT Flex	9		RD	8,8	20	10000			
09UV2409VR*	DNF VERT Flex	9		VR	8,8	20	10000			
09UV2409GL	DNF VERT Flex	9		GL	8,8	20	10000			
09UV2409OR	DNF VERT Flex	9		OR	8,8	20	10000			
09UV2409BL*	DNF VERT Flex	9		BL	8,8	20	10000			
09UV2409AM	DNF VERT Flex	9		AM	8,8	20	10000			
09UV2409PI	DNF VERT Flex	9		PI	8,8	20	10000			
09UV241427*	DNF VERT Flex	14	570	2700K	8,8	20	10000			
09UV241430*	DNF VERT Flex	14	600	3000K	8,8	20	10000			
09UV241435*	DNF VERT Flex	14	600	3500K	8,8	20	10000			
09UV241440*	DNF VERT Flex	14	630	4000K	8,8	20	10000			
09UV241465*	DNF VERT Flex	14	660	6500K	8,8	20	10000			
09UV24RGB*	DNF VERT Flex	14		RGB	8,8	20	10000			

DNF Strips with end cap are IP40; if properly sealed with glue they provide IP65.

\* Items in stock.


Maximum bending radius for articles 09UV: 120mm

EXAMPLE OF CODE OF DNF LENGTH 4,65 m without terminals:  
**09UV2414270465**

EXAMPLE OF CODE OF DNF LENGTH 4,65 m with side terminal B:  
**09UV241427EX-A0465**

## LIST OF ACCESSORIES

### DuraNeonFlex VERT Flex strip Accessories



This wiring kit corresponds to the suffix

**A**  
in the codes of finished end prepared product

art	Description	8011905	
<b>KT09UVL1</b>	DNF VERT Flex Wiring kit including output line/straight exit wire + end cap + 30cm long power cord for driver connection + 1 pcs of 10 ml glue (DNF Strips with end cap are IP40; if properly sealed with glue they provide IP65.)	907389	1
<b>KT09UVRGBL1</b>	DNF VERT RGB Flex Wiring kit including output line/straight exit wire + end cap + 30cm long power cord for driver connection + 1 pcs of 10 ml glue (DNF Strips with end cap are IP40; if properly sealed with glue they provide IP65.)	929299	1



art	Description	8011905	
<b>KT09UVJM1</b>	DNF VERT linear wiring jumper 30 cm (3 pieces)	921262	1
<b>KT09UVRGBJM1</b>	DNF VERT RGB linear wiring jumper 30 cm (3 pieces)	921323	1



This wiring kit corresponds to the suffix

**B**  
in the codes of finished end prepared product



art	Description	8011905	
<b>KT09UVL2</b>	DNF VERT Flex Wiring kit including side/lateral exit wire "B" + end cap + 30cm long power cord for driver connection + 1 pcs of 10 ml glue (DNF Strips with end cap are IP40; if properly sealed with glue they provide IP65.)	907396	1
<b>KT09UVRGBL2</b>	DNF VERT RGB Flex Wiring kit including side/lateral exit wire "B" + end cap + 30cm long power cord for driver connection + 1 pcs of 10 ml glue (DNF Strips with end cap are IP40; if properly sealed with glue they provide IP65.)	929305	1



This wiring kit corresponds to the suffix


**D**  
in the codes of finished end prepared product





art	Description	8011905	
<b>KT09UVL2D</b>	DNF VERT Flex Wiring kit including side/lateral exit wire "D" + end cap + 30cm long power cord for driver connection + 1 pcs of 10 ml glue (DNF Strips with end cap are IP40; if properly sealed with glue they provide IP65.)	956899	1

# LIST OF ACCESSORIES



## DuraNeonFlex VERT strip Accessories



This wiring kit corresponds to the suffix **C** in the codes of finished end prepared product



art	Description	 8011905 	
KT09UVL3	DNF VERT Flex Wiring kit including rear/bottom exit wire + end cap + 30cm long lead wire + Power cord for driver connection + 1 pcs of 10 ml glue (DNF Strips with end cap are IP40; if properly sealed with glue they provide IP65.)	910273	1
KT09UVRGBL3	DNF VERT RGB Flex Wiring kit including rear/bottom exit wire + end cap + 30cm long lead wire + Power cord for driver connection + 1 pcs of 10 ml glue (DNF Strips with end cap are IP40; if properly sealed with glue they provide IP65.)	929312	1



art		 8011905 	
KT09UVRGBJM3	DNF VERT RGB rear wiring jumper 30 cm (3 pieces)	921347	1

# DuraNeonFlex VERT strip Accessories



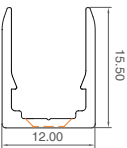
art	Description	 80119058	
KT09UVS1	VERT Flex Transparent 'omega shape' clips kit - Including 5 clips and 10 screws	907402	1





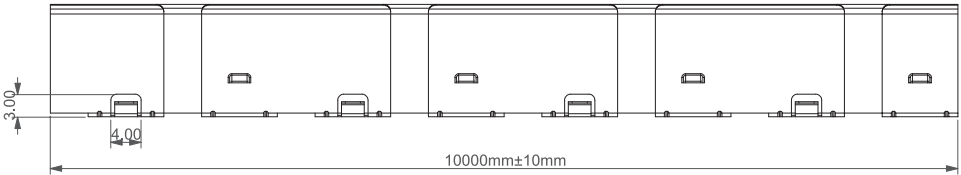
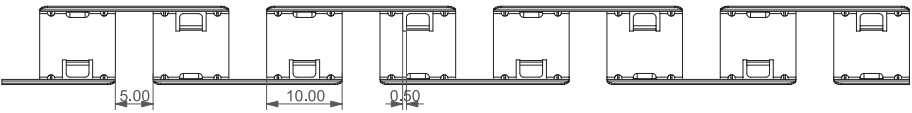
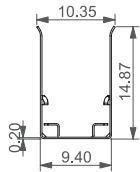
art	Description	 80119058	
KT09UVC1	VERT Flex Bottom fixing clips - Including 5 clips and 5 screws	907365	1



art	Description	 80119058	
KT09UVP1	VERT Flex 1 pcs of aluminum channel length 965 mm +2 pcs of screws (terminals rest outside of the channel)	910297	1



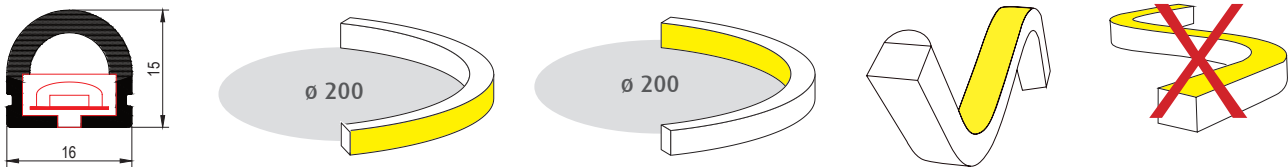
art	Description	 8011905	
KTUVFP2	Flexible metal profile for DNF VERT are versions, 20mt length	921606	1



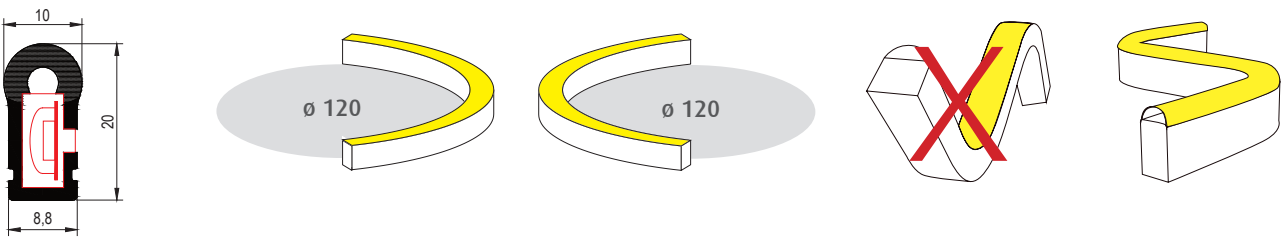
# **INSTALLATION AND ASSEMBLY DETAILS**

DNF are extremely flexible strips but it is important not to force the curvature beyond the specified limits. Installations that do not comply with these instructions cannot be covered by warranty. Take care not to twist the product during installation.

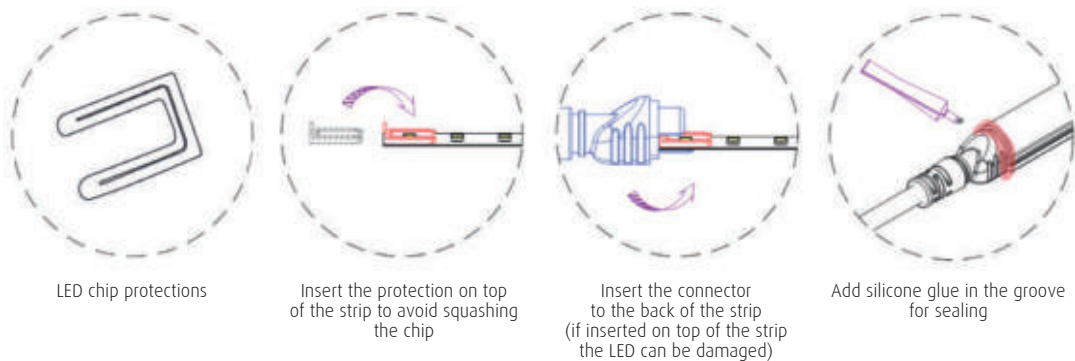
## DNF / TOP



## DNF / VERT



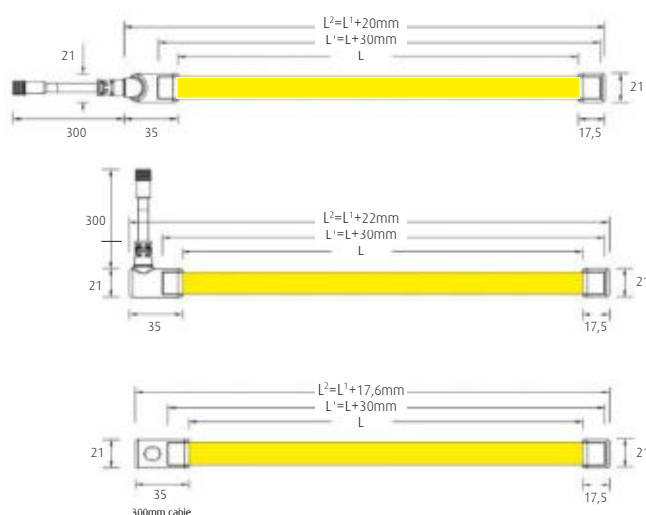
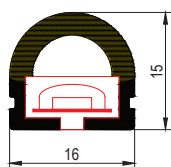
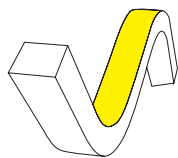
## **Connector insertion details**



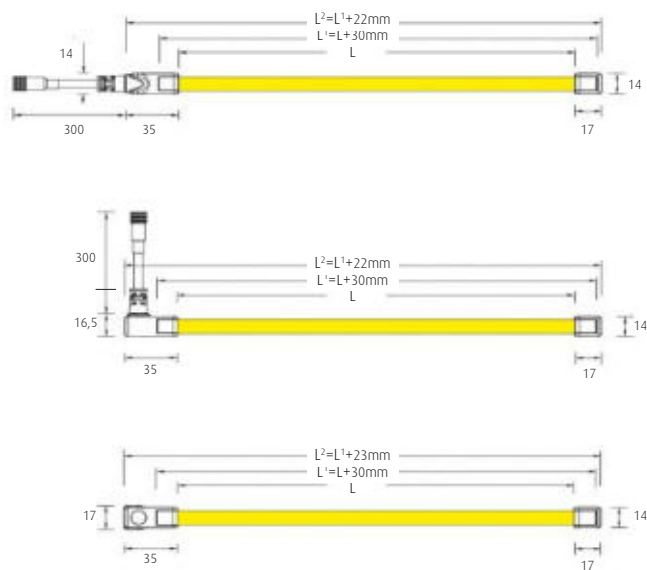
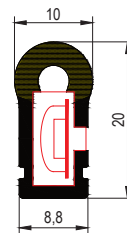
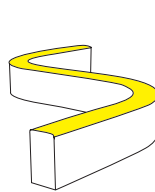


## TECH DRAWINGS

### DNF / TOP

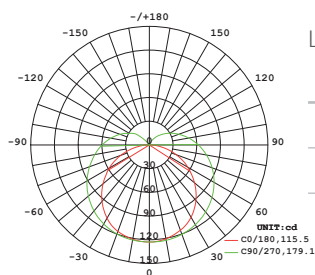


### DNF / VERT



## DATA

### DNF / TOP

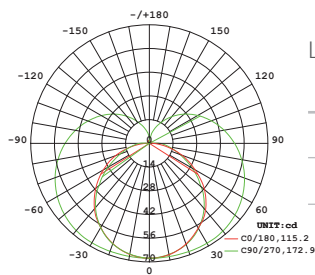


Average beam angle (50%): 147.3°

Light output average:

art.	W/m	K	lm/m	K	lm/m	K	lm/m	K	lm/m
TOP FLEX 14	2700	760	3000/3500	800	4000	840	6500	880	
TOP FLEX 9	2700	510	3000/3500	540	4000	570	6500	590	

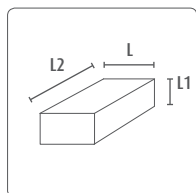
### DNF / VERT



Average beam angle (50%): 144.0°

Light output average:

art.	W/m	K	lm/m	K	lm/m	K	lm/m	K	lm/m
VERT FLEX 14	2700	570	3000/3500	600	4000	630	6500	660	
VERT FLEX 9	2700	380	3000/3500	400	4000	420	6500	440	



## DURANEONFLEX-Q TOP

### Standard:

The codes in the first column have a standard size of 10 meters each reel and NO connectors attached. Professional rolls of 50 metres can be made to order by adding 5000 at the end of each code.

### Custom cut WITHOUT connector:

If the required length is different from 10 meters, then add 4 digits at the end of the code: cut every 5 cm, max 10 meters.

### Ready to use WITH connector:

Items with connector should add to the chosen code the termination 'EX' and the letter of the selected connector: A - B/D - C, (see examples herebelow), then add the connector price to the price per meter and the single piece processing cost.

PROJECT	24V DC	Ra>80		36000h L70	IP40	IP65	IK07		G4	  
---------	-----------	-------	--	---------------	------	------	------	--	----	----------

								Connector Code		
art	Description	W/m	lm/m	K/Colour	L	L1	L2	add line connector <b>A</b>	add side connector <b>B</b>	add rear connector <b>C</b>
10UT240927	DNF-Q TOP Flex	9	400	2700K	16	12	10000			
10UT240930	DNF-Q TOP Flex	9	425	3000K	16	12	10000			
10UT240935	DNF-Q TOP Flex	9	425	3500K	16	12	10000			
10UT240940	DNF-Q TOP Flex	9	450	4000K	16	12	10000			
10UT240965	DNF-Q TOP Flex	9	460	6500K	16	12	10000			
10UT2409RD*	DNF-Q TOP Flex	9		RD	16	12	10000			
10UT2409VR*	DNF-Q TOP Flex	9		VR	16	12	10000			
10UT2409GL	DNF-Q TOP Flex	9		GL	16	12	10000			
10UT2409OR	DNF-Q TOP Flex	9		OR	16	12	10000			
10UT2409BL*	DNF-Q TOP Flex	9		BL	16	12	10000			
10UT2409AM	DNF-Q TOP Flex	9		AM	16	12	10000			
10UT2409PI	DNF-Q TOP Flex	9		PI	16	12	10000			
10UT241427*	DNF-Q TOP Flex	14	600	2700K	16	12	10000			
10UT241430*	DNF-Q TOP Flex	14	630	3000K	16	12	10000			
10UT241435*	DNF-Q TOP Flex	14	630	3500K	16	12	10000			
10UT241440*	DNF-Q TOP Flex	14	660	4000K	16	12	10000			
10UT241465*	DNF-Q TOP Flex	14	655	6500K	16	12	10000			
10UT24RGB*	DNF-Q TOP Flex	14		RGB	16	12	10000			

DNF Strips with end cap are IP40; if properly sealed with glue they provide IP65.

\* Items in stock.

Maximum bending radius for articles 10UT: 300mm

EXAMPLE OF CODE OF DNF LENGTH 4,65 m without terminals:  
**09UT2414270465**

EXAMPLE OF CODE OF DNF LENGTH 4,65 m with side terminal B:  
**09UT241427EX-B0465**

## LIST OF ACCESSORIES

### DuraNeonFlex-Q TOP Flex strip Accessories



This wiring kit corresponds to the suffix

**A**  
in the codes of finished end prepared product

art	Description	8011905	
<b>KT10UTL1</b>	DNF-Q TOP Flex Wiring kit including output line/straight exit wire + end cap + 30cm long power cord for driver connection + 1 pcs of 10 ml glue (DNF Strips with end cap are IP40; if properly sealed with glue they provide IP65.)	920746	1
<b>KT10UTRGBL1</b>	DNF-Q TOP RGB Flex Wiring kit including output line/straight exit wire + end cap + 30cm long power cord for driver connection + 1 pcs of 10 ml glue (DNF Strips with end cap are IP40; if properly sealed with glue they provide IP65.)	920869	1



art	Description	8011905	
<b>KT10UTJM1</b>	DNF-Q TOP linear wiring jumper 30 cm (3 pieces)	920920	1
<b>KT10UTRGBJM1</b>	DNF-Q TOP RGB linear wiring jumper 30 cm (3 pieces)	920982	1



This wiring kit corresponds to the suffix

**B**  
in the codes of finished end prepared product



art	Description	8011905	
<b>KT10UTL2</b>	DNF-Q TOP Flex Wiring kit including side/lateral exit wire + end cap + 30cm long power cord for driver connection + 1 pcs of 10 ml glue (DNF Strips with end cap are IP40; if properly sealed with glue they provide IP65.)	920753	1
<b>KT10UTRGBL2</b>	DNF-Q TOP RGB Flex Wiring kit including side/lateral exit wire + end cap + 30cm long power cord for driver connection + 1 pcs of 10 ml glue (DNF Strips with end cap are IP40; if properly sealed with glue they provide IP65.)	920876	1

**NOTE:** DNF Q lateral terminal: the caps on DNF-Q terminals are silicone and can be positioned indifferently on both sides of the strip: for on site assembly order code KT10UTL2 to use on both sides. In the event of orders of goods to be supplied complete with terminals specify which side by adding code B or D depending on the request about the installation side of the terminal.




## LIST OF ACCESSORIES

### DuraNeonFlex-Q TOP strip Accessories





art	Description	 8011905	
<b>KT10UTJM2</b>	DNF-Q TOP lateral/side wiring jumper 30 cm (3 pieces)	920937	1
<b>KT10UTRGBJM2</b>	DNF-Q TOP RGB lateral/side wiring jumper 30 cm (3 pieces)	920999	1



This wiring kit corresponds to the suffix

**C**  
in the codes of finished end prepared product

art	Description	 8011905	
<b>KT10UTL3</b>	DNF-Q TOP Wiring kit including rear/bottom exit wire + end cap + 30cm long lead wire + Power cord for driver connection + 1 pcs of 10 ml glue (DNF Strips with end cap are IP40; if properly sealed with glue they provide IP65.)	920760	1
<b>KT10UTRGBL3</b>	DNF-Q TOP RGB Wiring kit including rear/bottom exit wire + end cap + 30cm long lead wire + Power cord for driver connection + 1 pcs of 10 ml glue (DNF Strips with end cap are IP40; if properly sealed with glue they provide IP65.)	920883	1



art	Description	 8011905	
<b>KT10UTJM3</b>	DNF-Q TOP rear wiring jumper 30 cm (3 pieces)	920944	1
<b>KT10UTRGBJM3</b>	DNF-Q TOP RGB rear wiring jumper 30 cm (3 pieces)	921002	1

# DuraNeonFlex-Q TOP strip Accessories



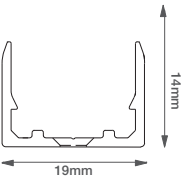
art	Description	8011905	
KT10UTS1	DNF-Q TOP Transparent 'omega shape' clips kit - Including 5 clips and 10 screws	920807	1




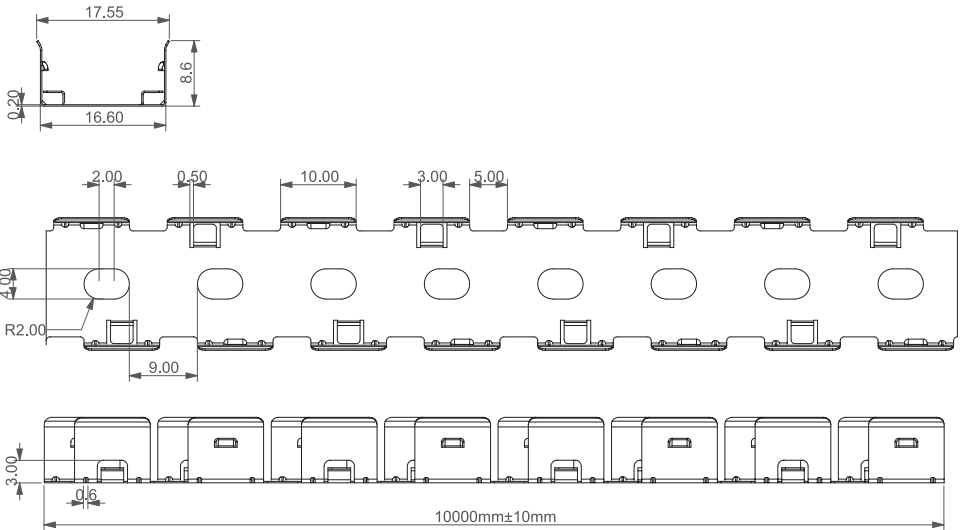
art	Description	8011905	
KT10UTC1	DNF-Q TOP Bottom fixing clips - Including 5 clips and 5 screws	920845	1



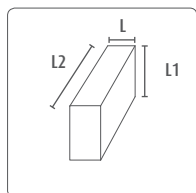
art	Description	8011905	
KT10UTP1	DNF-Q TOP 1 pcs of aluminum channel length 965 mm + 2 pcs of screws (terminals rest outside of the channel)	920821	1



art	Description	8011905	
KTUTFP2	Flexible metal profile for DNF TOP all versions, 20mt length	921590	1



The DNF-Q top version can be installed inside Universali profiles using glue or adhesive.



## DURANEONFLEX-Q VERT

### Standard:

The codes in the first column have a standard size of 10 meters each reel and NO connectors attached. Professional rolls of 50 metres can be made to order by adding 5000 at the end of each code.

### Custom cut WITHOUT connector:

If the required length is different from 10 meters, then add 4 digits at the end of the code: cut every 5 cm, max 10 meters.

### Ready to use WITH connector:

Items with connector should add to the chosen code the termination 'EX' and the letter of the selected connector: A - B/D - C, (see examples herebelow), then add the connector price to the price per meter and the single piece processing cost.

PROJECT	24V DC	Ra>80		36000h L70	IP40	IP65	IK07		G4	
---------	--------	-------	--	------------	------	------	------	--	----	--

#### Connector Code

art	Description	W/m	lm/m	K/Colour	L	L1	L2	add line connector A	add side connector B	add rear connector C
10UV240927	DNF-Q VERT Flex	9	250	2700K	8,8	17	10000			
10UV240930	DNF-Q VERT Flex	9	265	3000K	8,8	17	10000			
10UV240935	DNF-Q VERT Flex	9	265	3500K	8,8	17	10000			
10UV240940	DNF-Q VERT Flex	9	275	4000K	8,8	17	10000			
10UV240965	DNF-Q VERT Flex	9	230	6500K	8,8	17	10000			
10UV2409RD*	DNF-Q VERT Flex	9		RD	8,8	17	10000			
10UV2409VR*	DNF-Q VERT Flex	9		VR	8,8	17	10000			
10UV2409GL	DNF-Q VERT Flex	9		GL	8,8	17	10000			
10UV2409OR	DNF-Q VERT Flex	9		OR	8,8	17	10000			
10UV2409BL*	DNF-Q VERT Flex	9		BL	8,8	17	10000			
10UV2409AM	DNF-Q VERT Flex	9		AM	8,8	17	10000			
10UV2409PI	DNF-Q VERT Flex	9		PI	8,8	17	10000			
10UV241427*	DNF-Q VERT Flex	14	350	2700K	8,8	17	10000			
10UV241430*	DNF-Q VERT Flex	14	370	3000K	8,8	17	10000			
10UV241435*	DNF-Q VERT Flex	14	370	3500K	8,8	17	10000			
10UV241440*	DNF-Q VERT Flex	14	350	4000K	8,8	17	10000			
10UV241465*	DNF-Q VERT Flex	14	405	6500K	8,8	17	10000			
10UV24RGB*	DNF-Q VERT Flex	14		RGB	8,8	17	10000			

DNF Strips with end cap are IP40; if properly sealed with glue they provide IP65.

\* Items in stock.

Maximum bending radius for articles 10UV: 120 mm

EXAMPLE OF CODE OF DNF LENGTH 4,65 m without terminals:  
**09UV2414270465**

EXAMPLE OF CODE OF DNF LENGTH 4,65 m with side terminal B:  
**09UV241427EX-A0465**



## LIST OF ACCESSORIES

### DuraNeonFlex-Q VERT Flex strip Accessories



This wiring kit corresponds to the suffix

**A**  
in the codes of finished end prepared product

art	Description	8011905	
<b>KT10UVL1</b>	DNF-Q VERT Flex Wiring kit including output line/straight exit wire + end cap + 30cm long power cord for driver connection + 1 pcs of 10 ml glue (DNF Strips with end cap are IP40; if properly sealed with glue they provide IP65.)	920777	1
<b>KT10UVRGBL1</b>	DNF-Q VERT RGB Flex Wiring kit including output line/straight exit wire + end cap + 30cm long power cord for driver connection + 1 pcs of 10 ml glue (DNF Strips with end cap are IP40; if properly sealed with glue they provide IP65.)	920890	1



art	Description	8011905	
<b>KT10UVJM1</b>	DNF-Q VERT linear wiring jumper 30 cm (3 pieces)	920951	1
<b>KT10UVRGBJM1</b>	DNF-Q VERT RGB linear wiring jumper 30 cm (3 pieces)	921019	1



This wiring kit corresponds to the suffix

**B**  
in the codes of finished end prepared product



art	Description	8011905	
<b>KT10UVL2</b>	DNF-Q VERT RGB Flex Wiring kit including side/lateral exit wire + end cap + 30cm long power cord for driver connection + 1 pcs of 10 ml glue (DNF Strips with end cap are IP40; if properly sealed with glue they provide IP65.)	920784	1
<b>KT10UVRGBL2</b>	DNF-Q VERT RGB Flex Wiring kit including side/lateral exit wire + end cap + 30cm long power cord for driver connection + 1 pcs of 10 ml glue (DNF Strips with end cap are IP40; if properly sealed with glue they provide IP65.)	920906	1



**NOTE:** DNF Q lateral terminal: the caps on DNF-Q terminals are silicone and can be positioned indifferently on both sides of the strip: for on site assembly order code KT10UTL2 to use on both sides. In the event of orders of goods to be supplied complete with terminals specify which side by adding code B or D depending on the request about the installation side of the terminal.




## LIST OF ACCESSORIES



### DuraNeonFlex-Q VERT strip Accessories





art	Description	 8011905	
<b>KT10UVJM2</b>	DNF-Q VERT lateral/side wiring jumper 30 cm (3 pieces)	920968	1
<b>KT10UVRGBJM2</b>	DNF-Q VERT RGB lateral/side wiring jumper 30 cm (3 pieces)	921026	1



This wiring kit corresponds to the suffix  
**C**  
in the codes of finished end prepared product



art	Description	 8011905	
<b>KT10UVL3</b>	DNF-Q VERT Wiring kit including rear/bottom exit wire + end cap + 30cm long lead wire + Power cord for driver connection + 1 pcs of 10 ml glue (DNF Strips with end cap are IP40; if properly sealed with glue they provide IP65.)	920791	1
<b>KT10UVRGBL3</b>	DNF-Q VERT RGB Wiring kit including rear/bottom exit wire + end cap + 30cm long lead wire + Power cord for driver connection + 1 pcs of 10 ml glue (DNF Strips with end cap are IP40; if properly sealed with glue they provide IP65.)	920913	1





art	Description	 8011905	
<b>KT10UVJM3</b>	DNF-Q VERT rear wiring jumper 30 cm (3 pieces)	920975	1
<b>KT10UVRGBJM3</b>	DNF-Q VERT RGB rear wiring jumper 30 cm (3 pieces)	921033	1

DuraNeonFlex-Q VERT strip Accessories





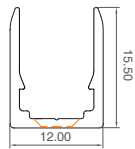
art	Description	 8011905	
KT10UVS1	DNF-Q VERT Transparent 'omega shape' clips kit - Including 5 clips and 10 screws	920814	1





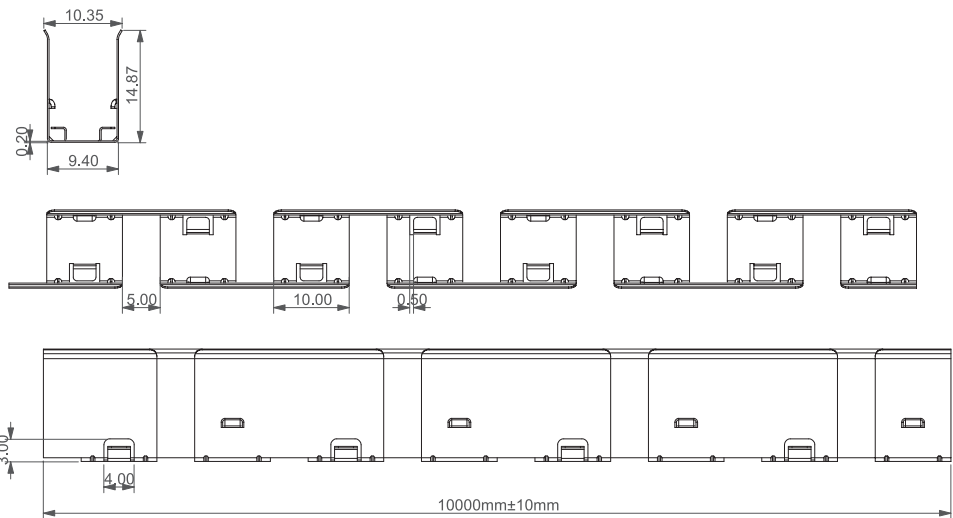
art	Description	 8011905	
KT10UVC1	DNF-Q VERT Bottom fixing clips - Including 5 clips and 5 screws	920852	1



art	Description	 8011905	
KT10UVP1	DNF-Q VERT Bottom fixing clips - Including 5 clips and 5 screws	920838	1



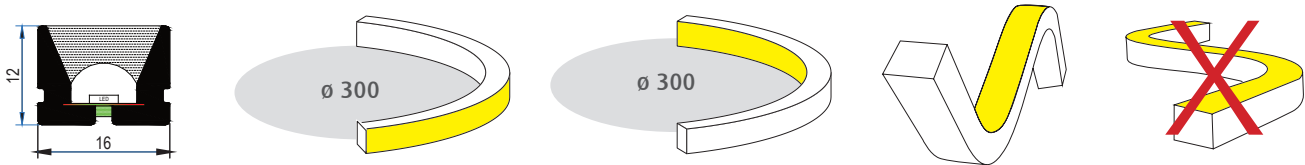
art	Description	 8011905	
KTUVFP2	Flexible metal profile for DNF VERT all versions, 20mt length	921606	1



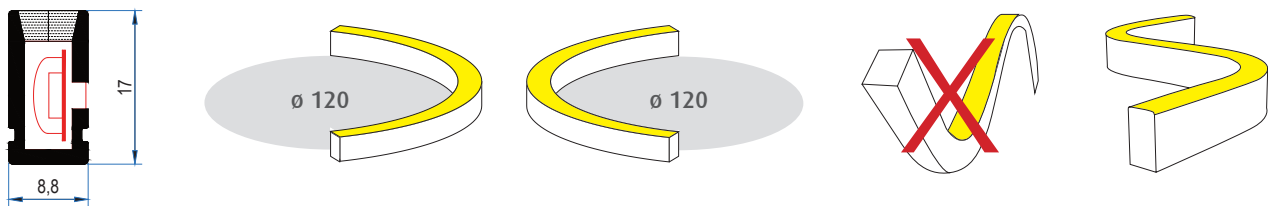
## INSTALLATION AND ASSEMBLY DETAILS

DNF are extremely flexible strips but it is important not to force the curvature beyond the specified limits. Installations that do not comply with these instructions cannot be covered by warranty. Take care not to twist the product during installation.

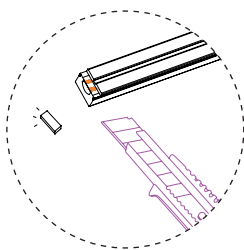
### DNF-Q / TOP



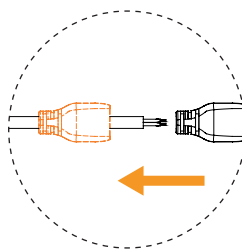
### DNF-Q / VERT



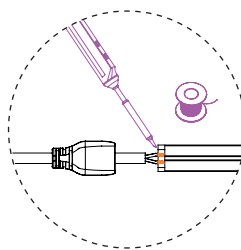
## Connector insertion details



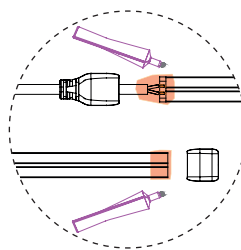
First, identify the terminal part that will lead to the power feeder. Peel off the silicone above the bottom layer of PCB, to bare the solder pads. Please work with care, do not scratch or damage the PCB layout, otherwise the fixture will not work!



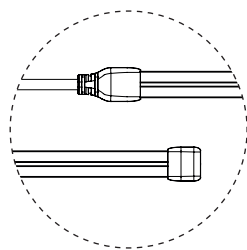
Insert power cable into the chosen terminal cap. Make sure the end cap is the correct power feeder method as required. Move and adjust the end cap to the right location for appropriate soldering process. Solder cable.



Make sure of the correct polarity, to avoid non-working for the luminary. Good soldering quality should be made in full and firm solder point without cold solder joint. Same process for the RGB colour luminary. Seal with silicone glue.



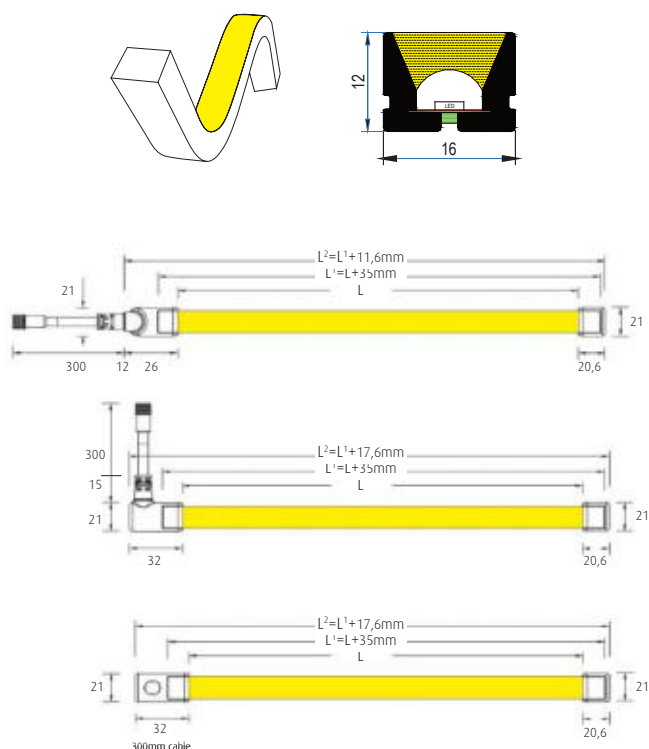
Apply the glue to the right parts around the terminal as the diagram. Push and fix the endcap onto the terminal, then get rid of residual glue. After 10 minutes the glue's surface can be cured and hard, after 24 hours the glue can be cured completely and achieve the strongest adhesive capacity. The strip should rest flat while the glue is being cured, do not pull or push the end cap. Same process for the end cap.



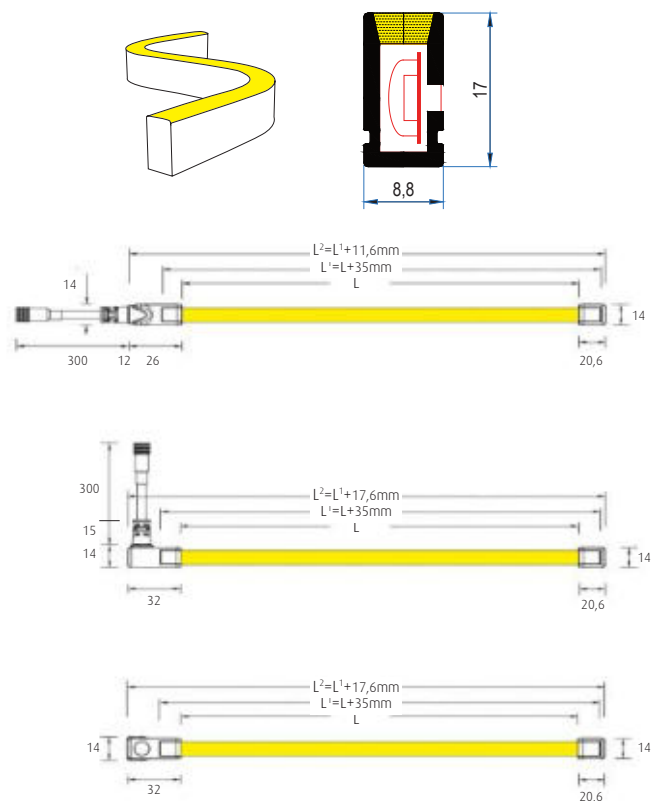
Mounting complete

## TECH DRAWINGS

### DNF -Q/ TOP

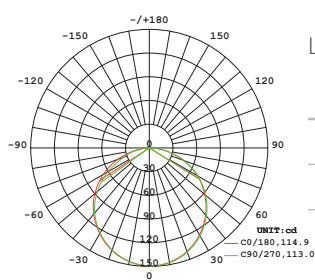


### DNF-Q / VERT



## DATA

### DNF-Q / TOP

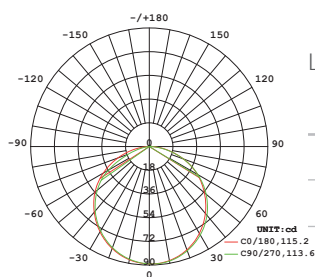


Average beam angle (50%): 114.0°

Light output average:

art.	W/m	K	lm/m	K	lm/m	K	lm/m	K	lm/m
TOP FLEX 14	2700	600	3000/3500	630	4000	660	6500	655	
TOP FLEX 9	2700	400	3000/3500	425	4000	450	6500	460	

### DNF-Q / VERT



Average beam angle (50%): 114.4°

Light output average:

art.	W/m	K	lm/m	K	lm/m	K	lm/m	K	lm/m
VERT FLEX 14	2700	350	3000/3500	370	4000	350	6500	405	
VERT FLEX 9	2700	250	3000/3500	265	4000	275	6500	230	

# DuraNeonFlex Twist

## TYPE

Flexible light line with uniform emission in two directions.

## CHARACTERISTICS

Flexible light line with continuous lighting: so flexible you can create curves with a minimum diameter of 6 cm and allows twisting of 360° in one meter!

24VDC

Ra >90

Lifetime: internal use >50,000h; external use >35,000h

Warranty: 3 years

IP65 with free wires

## COLOUR OF THE LIGHT

Range of whites:

2700K – 3000K – 3500K – 4000K – 6500K

## MATERIAL

Extremely flexible, impact resistant and weatherproof extruded silicone.

## DIMMABILITY

Dimmable 0-100%

DALI - DMX

Analogue and digital domotic control systems

Push Dali with ZKCDA controllers

CASAMBI compatible

## INSTALLATION NOTES

It is attached to the surface with the clips; can be cut at any point (free cut), all with free wires.

Fitted with different outputs for power supply: see the next pages.

Installation temperature: 0° ~ 35°C; working temperature: -25° +35°C.


## PACKAGE

Packaged in 5 m reels.

## CUSTOM CUT

DuraNeonFlex Twist can be ordered in custom lengths, with a max of 5 meters per electrical connection - with no minimum cut size - without or without the terminals needed for the project (in-line, side, or rear connection).

DuraNeonFlex Twist is the ideal tool to follow the fluid form of contemporary architecture and is able to follow curved paths that change direction in unexpected and surprising ways, DNF Twist can be twisted both vertically and horizontally and may be cut to size at any point making it possible to obtain the exact lengths necessary for any project. Fabricated from high transmittance extruded silicone, it is weatherproof and impact resistant forming unusual effects in creative lighting.



Cutting DuraNeonFlex to size\*:

fixed cost of piece work,  
includes the selected terminal connector.

VA02

fixed cost of piece work,  
only cut, no connector.


VA03

\* Please consider pitch cut.





**Schaller Penthouse**  
COUNTRY: Colombia  
LIGHTING DESIGN: Targetti Project Team  
PHOTOS: Sebastian Franco



## DURANEONFLEX TWIST

### Standard

The codes in the table below have a standard size of 5 meters each reel and NO connectors attached. Professional reels with 10 or 50 meters DNF can be ordered upon project by adding '1000' or '5000' at the end of each code.

### Without connectors

If the required length is different from 5 meters, then add 4 digits at the end of the code but consider there is no cut minimum on this item but there is a maximum of 5 meters.

### Ready to use with connector

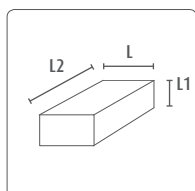
Items with connector should add to the chosen code the termination 'EX' and the letter of the selected connector: A - B - C, then add the connector price to the price per meter and the single piece processing cost.

PROJECT	24V DC	Ra>80		50000h L70 INDOOR	35000h L70 OUTDOOR	IP40	IP65	IK07		G3	
---------	-----------	-------	--	-------------------------	--------------------------	------	------	------	--	----	--

									Connector Code		
art	Description	W/m	lm/m	K/Colour	L	L1	L2		add line connector <b>A</b>	add side connector <b>B</b>	add rear connector <b>C</b>
<b>NEW 12UM240927</b>	DNF Twist	9	400	2700K	16	15	5000				
<b>NEW 12UM240930</b>	DNF Twist	9	425	3000K	16	15	5000				
<b>NEW 12UM240935</b>	DNF Twist	9	425	3500K	16	15	5000				
<b>NEW 12UM240940</b>	DNF Twist	9	450	4000K	16	15	5000				
<b>NEW 12UM240965</b>	DNF Twist	9	450	6500K	16	15	5000				
DNF Strips with end cap are IP40; if correctly sealed with adhesive they are IP65.											
Maximum bending radius for articles 12UM: 60 mm											

EXAMPLE OF CODE OF DNF LENGTH 4,65 m without terminals:  
**09UT2414270465**

EXAMPLE OF CODE OF DNF LENGTH 4,65 m with side terminal B:  
**09UT241427EX-B0465**



## LIST OF ACCESSORIES

### DuraNeonFlex TOP Flex strip Accessories



This wiring kit corresponds to the suffix

**A**  
in the codes of finished end prepared product

art	Description	8011905	
<b>NEW KT12UL1</b>	DNF Twist Wiring kit including output line/straight exit wire, free wires+ silicone end cap + 1 pcs of 10 ml glue (DNF Strips with end cap are IP40; if properly sealed with glue they provide IP65.)	950699	1



This wiring kit corresponds to the suffix

**B**  
in the codes of finished end prepared product

art	Description	8011905	
<b>NEW KT12UL2</b>	DNF Twist Wiring kit includes output line/straight exit wire, free wires+ silicone end cap + 1 pc of 10 ml glue (DNF Strips with end cap are IP40; if correctly sealed with the adhesive they are IP65).	950705	1



This wiring kit corresponds to the suffix

**C**  
in the codes of finished end prepared product

art	Description	8011905	
<b>NEW KT12UL3</b>	DNF Twist Wiring kit includes rear/bottom exit wire, free wires + silicone end cap + 1 pc of 10 ml glue (DNF Strips with end cap are IP40; if correctly sealed with the adhesive they are IP65).	950712	1

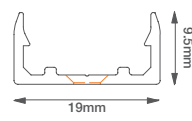
DuraNeonFlex Twist Accessories



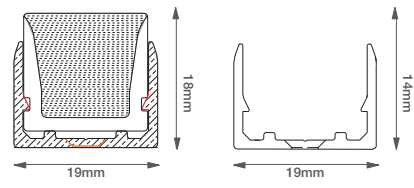
art	Description	8011905	
KT12UMS1	TOP Flex Transparent 'omega shape' clips kit - Including 5 clips and 10 screws		1



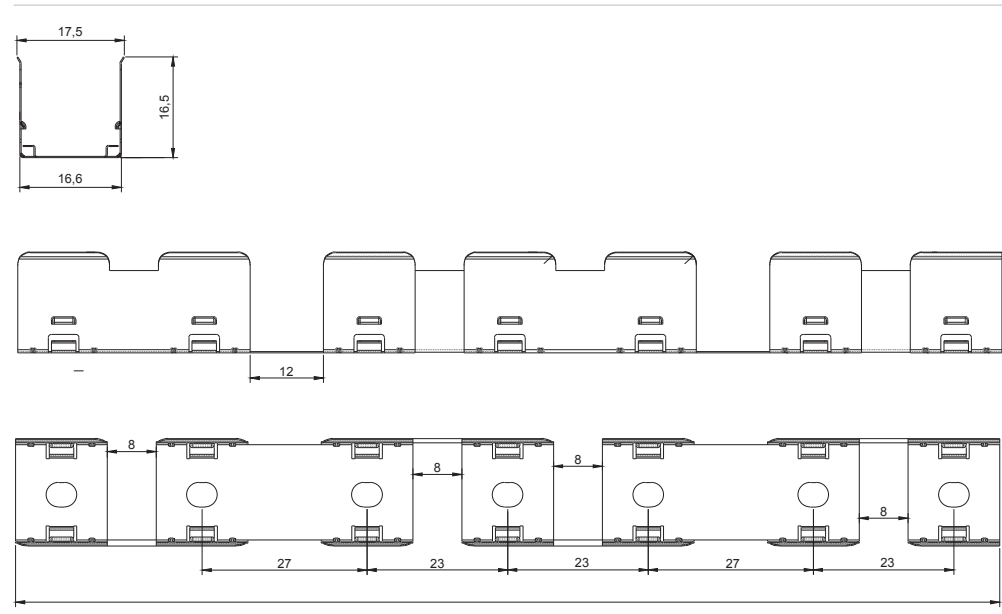
art	Description	8011905	
KT09UTC1	TOP Flex Bottom fixing clips - Including 5 clips and 5 screws	907327	1



art	Description	8011905	
KT10UTP1	TOP Flex 1 pcs of aluminum channel length 965 mm +2 pcs of screws (terminals rest outside of the channel)	920821	1



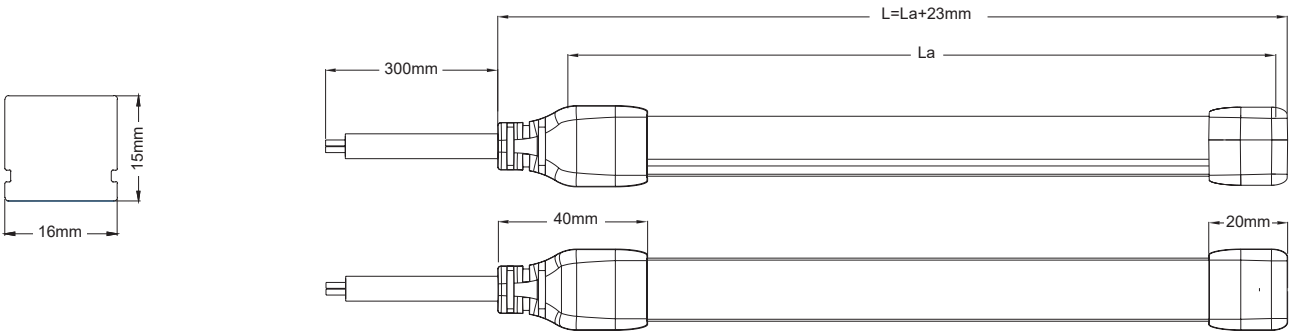
art	Description	8011905	
KT12UMFP2	Flexible metal profile for DNF Twist, 20 m length	959401	1



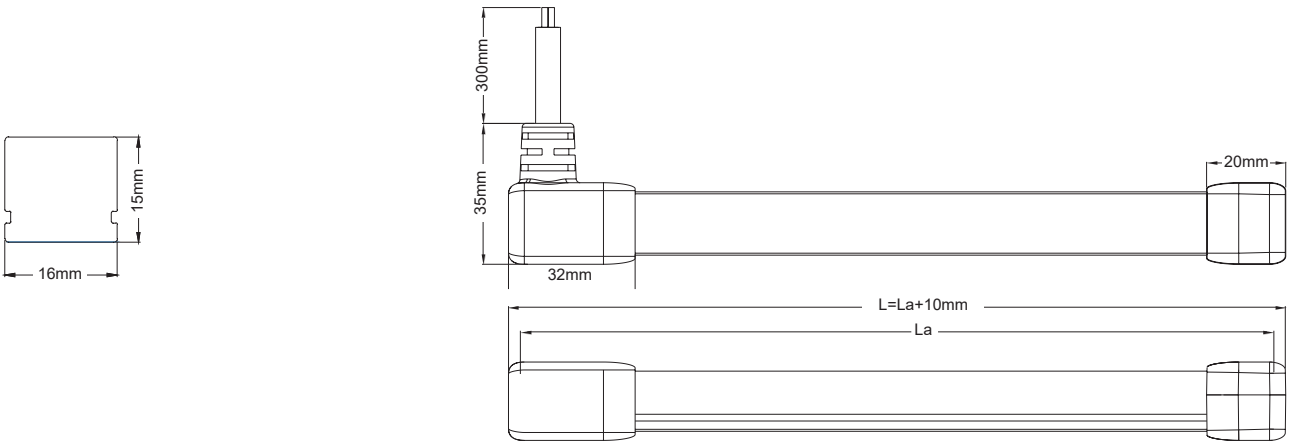
The connectors rest outside the profile.

TECH DRAWINGS

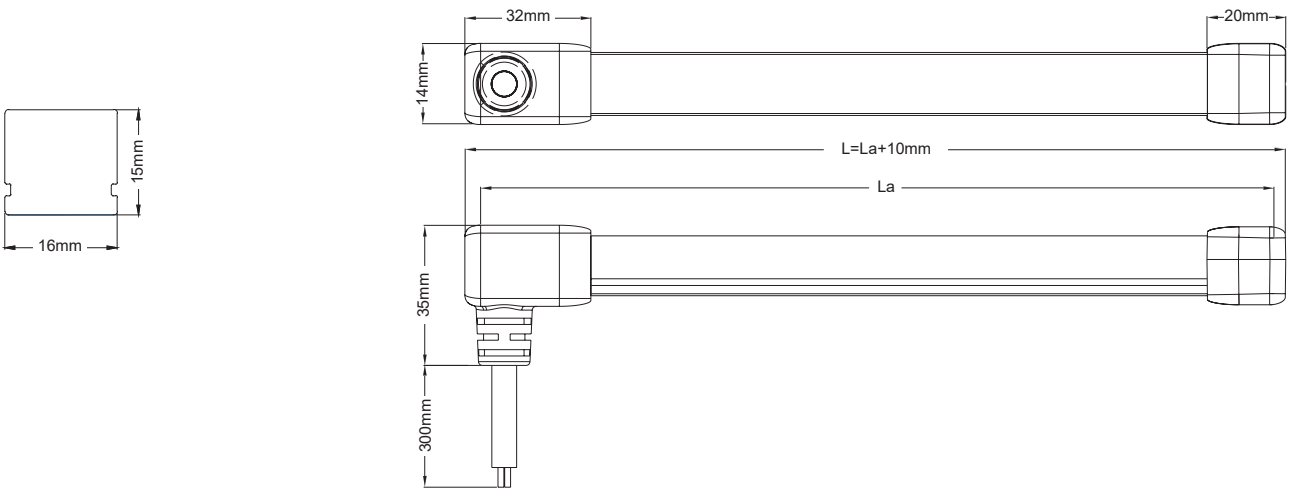
DNF TWIST + A (KT12UL1)



DNF TWIST + B (KT12UL2)

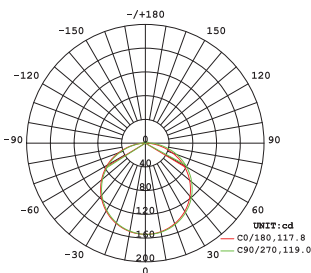


DNF TWIST + C (KT12UL3)



DATA

DNF TWIST



Light output average:

art.	W/m	K	lm/m	K	lm/m	K	lm/m	K	lm/m
TWIST	9	2700	400	3000/3500	425	4000	450	6500	450

# DNF Mini

## TYPE

Flexible light lines in extruded silicone, 8 mm thick with uniform and balanced VERT light emission and no LED dotting.

## CHARACTERISTICS

Flexible light line with a continuous lighting effect: so flexible you can create curves with a minimum diameter of 6 cm.

24VDC

Ra >80

Lifetime: internal use >50,000h; external use>35,000h

Warranty: 3 years

## COLOUR OF THE LIGHT

Range of whites and 8 colours:

3000K – 3500K – 4000K 6500K

Red, green, yellow, orange, blue, cyan, purple

## MATERIAL

Extremely flexible, impact resistant and weather-proof extruded silicone.

## DIMMABILITY

Dimmable 0-100%

DALI - DMX

Analogue and digital domotic control systems

Push Dali with ZKCDA controllers

CASAMBI compatible

## INSTALLATION NOTES

Surface mounted with clips; can be cut at any point (free cut). Fitted with different outputs for power supply: refer to next pages.

Installation temperature: 0° ~ 35°C; working temperature: -25° +35°C.

## PACKAGE

Packaged in 10 m reels.

## CUSTOM CUT

DNF MINI can be ordered in custom lengths, with a max of 5 meters per electrical connection - with no minimum cut size - without or without the terminals needed for the project (in-line, side, or rear connection).

A very slim line of light (8 mm) with no LED dotting, without cut limitations, flexible enough to be able to create 30mm curves and available in 8 colours besides white light: DNF MINI is a small part of an amazing family!

Entirely extruded in high transmittance silicone, weather proof and impact resistant, it is suitable for creating particularly detailed and attractive light patterns, even in a single connection of 10 meters.

The closing terminals are in a translucent silicone allowing the light to pass through to be the same colour as the strip.



Cutting DuraNeonFlex to size\*:


fixed cost of piece work,  
includes the selected terminal connector.

VA02

fixed cost of piece work,  
only cut, no connector.

VA03

\* Please consider pitch cut.



## DNF MINI

**Standard:** the codes in the first column have a standard size of 10 meters each reel and NO connectors attached. Professional reels with 50 meters DNF can be ordered upon project by adding '5000' at the end of each code.

**Custom cut WITHOUT connector:** If the required length is different from 10 meters, then add 4 digits at the end of the code: considering that there is no cut minimum on this item but there is a maximum of 10 metres.

**Ready to use WITH connector:** items with connector should add to the chosen code the termination 'EX' and the letter of the selected connector: A - B - C, (see examples herebelow), then add the connector price to the price per meter and the single piece processing cost.



									Connector Code		
art	Description	W/m	lm/m	K/Colour	L	L1	L2		add line connector A	add side connector B	add rear connector C
NEW 11UV240927*	DNF MINI	9	218	2700K	7	15	10000				
NEW 11UV240930	DNF MINI	9	230	3000K	7	15	10000				
NEW 11UV240935	DNF MINI	9	230	3500K	7	15	10000				
NEW 11UV240940	DNF MINI	9	250	4000K	7	15	10000				
NEW 11UV240965	DNF MINI	9	250	6500K	7	15	10000				
NEW 11UV2409RD	DNF MINI	9		RD ●	7	15	10000				
NEW 11UV2409VR	DNF MINI	9		VR ●	7	15	10000				
NEW 11UV2409GL	DNF MINI *	9		GL ●	7	15	10000				
NEW 11UV2409OR	DNF MINI *	9		OR ●	7	15	10000				
NEW 11UV2409BL	DNF MINI	9		BL ●	7	15	10000				
NEW 11UV2409CY	DNF MINI *	9		CY ●	7	15	10000				
NEW 11UV2409PU	DNF MINI *	9		PU ●	7	15	10000				


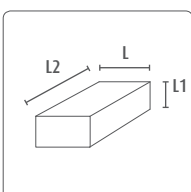
\* Subject to minimum order

Maximum bending radius for articles 11UV: 60 mm

### CUSTOM CODE:

EXAMPLE OF CODE OF DNF LENGTH 4.63 m without terminals:  
**11UT2414270463**

EXAMPLE OF CODE OF DNF LENGTH 4.63 m with side terminal B:  
**11UT241427EX-B0463**





## LIST OF ACCESSORIES

### DNF MINI Accessories



This wiring kit corresponds to the suffix

**A**  
in the codes of finished end prepared product



art

Description

DNF MINI Wiring kit includes output line/straight exit wire, free wires + silicone end cap + 1 pc of 10 ml glue (DNF Strips with end cap are IP40; if correctly sealed with the adhesive they are IP65).

NEW	KT11UVL1	○	950606	1
NEW	KT11UVBLL1	●	955236	1
NEW	KT11UVCYL1	●	955205	1
NEW	KT11UVGLL1	●	955113	1
NEW	KT11UVORL1	●	955144	1
NEW	KT11UVPUL1	●	955175	1
NEW	KT11UVRDL1	●	955052	1
NEW	KT11UVVRL1	●	955083	1



This wiring kit corresponds to the suffix

**B**  
in the codes of finished end prepared product



art

Description

DNF Mini Wiring kit includes rear/bottom exit wire, free wires + silicone end cap + 1 pc of 10 ml glue (DNF Strips with end cap are IP40; if correctly sealed with the adhesive they are IP65).

NEW	KT11UVL2	○	950613	1
NEW	KT11UVBLL2	●	955243	1
NEW	KT11UVCYL2	●	955212	1
NEW	KT11UVGLL2	●	955120	1
NEW	KT11UVORL2	●	955151	1
NEW	KT11UVPUL2	●	955182	1
NEW	KT11UVRDL2	●	955069	1
NEW	KT11UVVRL2	●	955090	1

# DNF MINI Accessories



This wiring kit corresponds to the suffix  
**C**  
in the codes of finished end prepared product


art	Description	8011905	
DNF MINI Wiring kit including rear/bottom exit wire, free wires + silicone end cap + 1 pcs of 10 ml glue (DNF Strips with end cap are IP40; if properly sealed with glue they provide IP65.)			
NEW KT11UVL3	○	950620	1
NEW KT11UVBL3	●	955250	1
NEW KT11UVCYL3	●	955229	1
NEW KT11UVGLL3	●	955137	1
NEW KT11UVORL3	●	955168	1
NEW KT11UVPUL3	●	955199	1
NEW KT11UVRDL3	●	955076	1
NEW KT11UVVRL3	●	955106	1



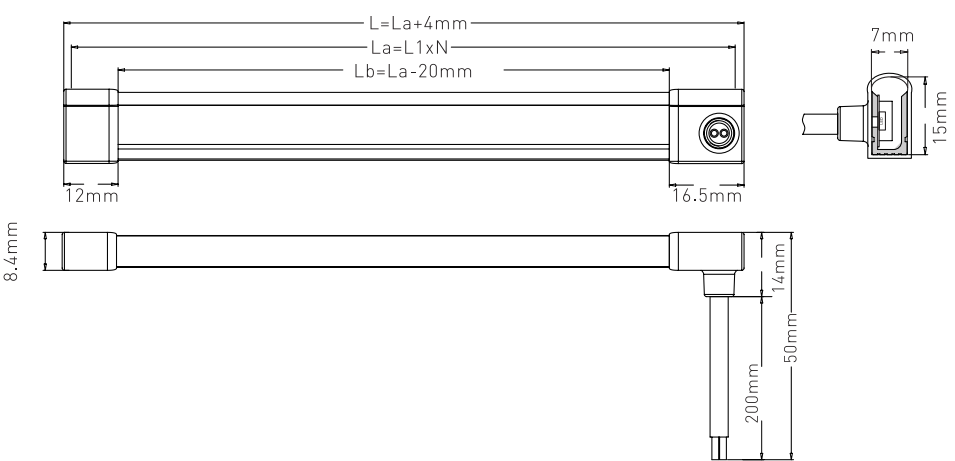
art	Description	8011905	
KT11UVC1	DNF MINI Bottom fixing clips - Including 5 clips and 5 screws	950637	1

TECH DRAWINGS

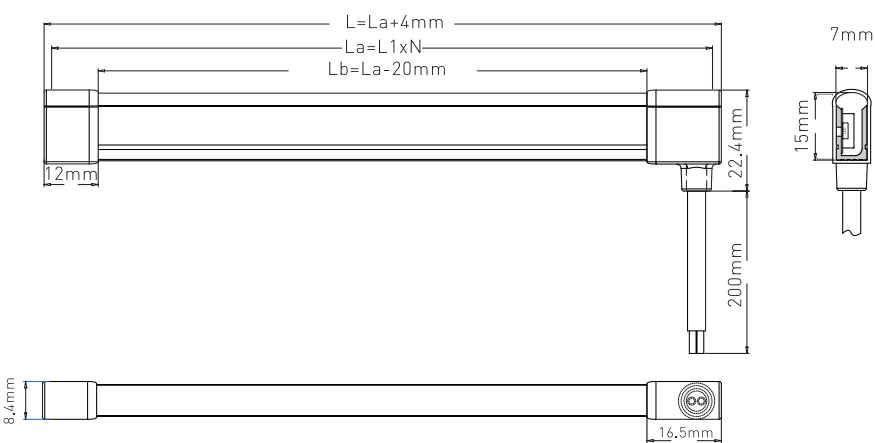
DNF MINI + A (KT11UVL1)



DNF MINI + A (KT11UVL2)



DNF MINI + A (KT11UVL3)





**Disney flagship store**  
 COUNTRY: Shanghai - Cina  
 LIGHTING DESIGN: First Circle Design LLC -  
 Matt Levesque  
 PHOTOS: Tim Franco





**154**  
DRIVERS



**156**  
CONTROL INTERFACES



**160**  
WALL TOUCH DIMMERS  
DMX



**161**  
WALL TOUCH DIMMERS  
DALI



**164**  
CASAMBI

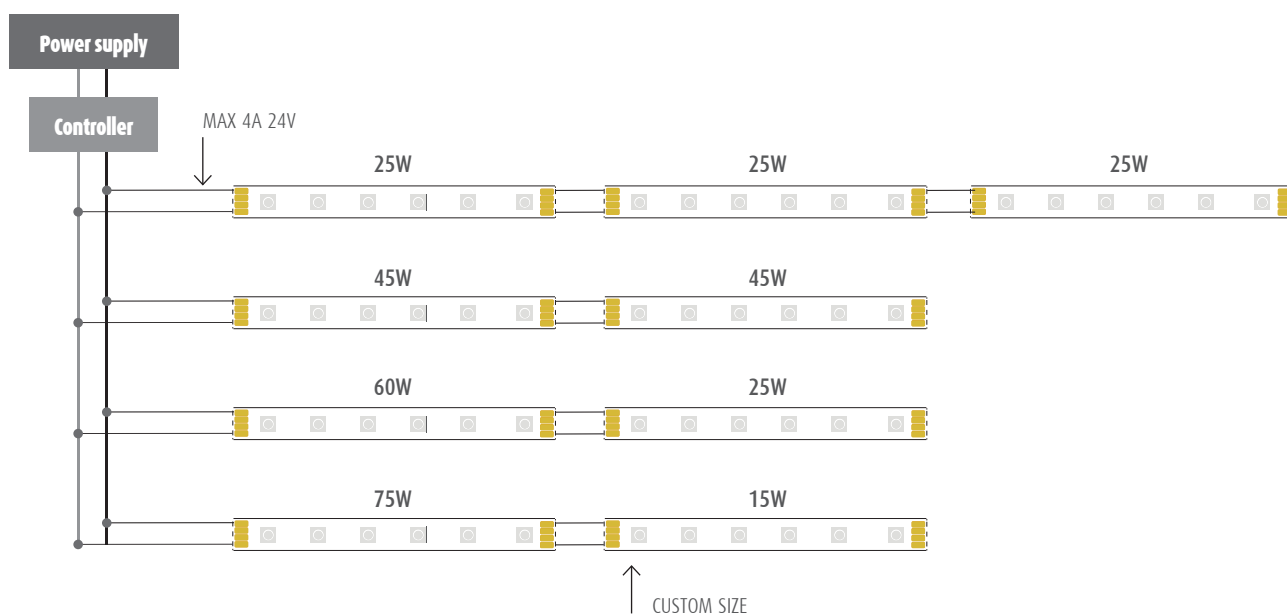
# DRIVERS / CONTROLLERS

# DRIVERS / CONTROLLERS

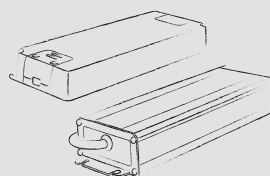

## MAXIMUM CONNECTION LOADS

BASIC CONFIGURATION: POWER SUPPLY + DURASTRIP

CONFIGURATION WITH DIMMER: POWER SUPPLY + CONTROLLER + DURASTRIP



For further details on other connection configurations see the connection diagrams on the following pages.



WE RECOMMEND TO USE THE POWER SUPPLIES FOR LED SOURCES INDICATED IN THE CATALOGUE.



## CONNECTION DIAGRAM



### ELECTRICAL CONNECTION: CONNECTIONS IN SERIES OR PARALLEL

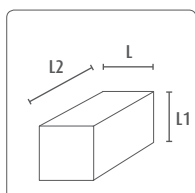
strip power (W)	L (m)	connection	driver	note
150	5	-	200 W	
75	5	-	100 W	
75	10	Parallel	200 W	Each 5 m must be installed in parallel
75	20	Parallel	320 W	
60	5	-	100 W	
60	10	Parallel	200 W	Each 5 m must be installed in parallel
60	20	Parallel	320 W	
45	10	Series	100 W	
45	15	Parallel	200 W	Each 10 m must be installed in parallel
45	35	Series and Parallel	320 W	
24	15	Series	100 W	
24	20	Parallel	100 W	Each 15 m must be installed in parallel
24	60	Series and Parallel	320 W	
280	50	-	320 W 48V	
220	20	-	320 W	
220	40	-	600 W	
210	5	-	320 W	
72	5	-	100 W	
72	10	Parallel	200 W	Each 5 m must be installed in parallel
72	15	Parallel	320 W	
36	5	-	100 W	
36	10	Parallel	100 W	Each 5 m must be installed in parallel
36	25	Parallel	200 W	
90	5	-	100 W	
90	10	Parallel	200 W	Each 5 m must be installed in parallel
90	15	Parallel	320 W	

# DURASTRIP DRIVERS

## DRIVERS ONLY FOR DURASTRIP

### CHARACTERISTICS

SELV equivalent; protection device in case of short circuit or overload in the secondary circuit. 24V drivers have loose wires connection and are TUV marked. 60W and 100W SL drivers are fit for use inside aluminium profiles where indicated.



art.	W	Volt IN		Volt OUT	PF	L	L1	L2	8011905	
<b>ZK7360</b>	60	200-240	II	24V DC	0,9	30	17	305	839581	1
<b>ZK73100-SL</b>	100	200-240	II	24V DC	0,9	30	18,5	320	843915	1

art.	W	Volt IN		Volt OUT	PF	L	L1	L2	8011905	
<b>ZK73100</b>	100	200-240	I	24VDC	0,9	46	39	221	833329	1
<b>ZK73200</b>	200	200-240	I	24VDC	0,9	62	37	221	833336	1
<b>ZK73320*</b>	320	100-240	I	24VDC	0,9	84	41,3	246	843588	1
<b>HLG-320H-48A<sup>*(1)</sup></b>	320	100-240	I	48VDC	0,95	252	43,8	90	931575	1
<b>ZK73600T<sup>*(1)</sup></b>	600	100-240	I	24VDC	0,9	125	45	290	849894	1

\* Possibility to control output voltage.

art.	W	Volt IN		Volt OUT	PF	L	L1	L2	8011905	
<b>ZK73150-D</b>	150	200-240	I	24VDC	0,95	260	78	45	851316	1



## DALI INTERFACES

### CHARACTERISTICS

Dimming curve expressed as a function of the load, i.e. inversely proportional to the percentage value of the power supply load. If the product is used at full load, the dimming curve is linear from 10 to 100%, if it is used at half load, the dimming possibility is halved, i.e. a dimming on the control side of 50% will produce a real load dimming of 25%.

It is important to distribute the power evenly over the power supplies in the same area of the installation to achieve consistent dimming levels.



art.					PF	L	L1	L2	 8011905	
New	<b>ELG-75-24DA-5Y</b>	75 (220V-240V)	60 (100V-120V)	24VDC	0,9	180	63	35,5	959456	1
New	<b>ELG-100-24DA-5Y</b>	96 (220V-240V)	70 (100V-120V)	24VDC	0,9	199	63	35,5	959449	1
New	<b>ELG-150-24DA-5Y</b>	150 (220V-240V)	105 (100V-120V)	24VDC	0,9	219	63	35,5	959432	1
New	<b>ELG-200-24DA-5Y</b>	200 (220V-240V)	150 (100V-120V)	24VDC	0,9	244	71	37,5	959425	1
New	<b>ELG-240-24DA-5Y</b>	240 (220V-240V)	180 (100V-120V)	24VDC	0,9	244	71	37,5	959418	1

## CONTROL INTERFACE TO BE USED WITH DURASTRIP

Dimming and control systems can be used to improve the ambient aspect: they help creating special, different, soft and always lively atmospheres. Moreover, they have an important function of energy saving: by varying the emission and/or activating/deactivating the system or appliances, they allow optimising the presence of solar lighting.



### DALI CONTROLLER FOR DURASTRIP white light

art.	Max current (A)	Volt OUT	Volt IN	Connection	IP	L1	L2	L3	 8011905	
<b>ZKCDAFF</b>	8A/CH	12-24Vdc	12-24Vdc	Screw	20	167	51	23	955410	1

2-channel controller.

### 1-10V CONTROLLER for DURASTRIP white light

art.	Max current (A)	Volt OUT	Volt IN	Connection	IP	L1	L2	L3	 8011905	
<b>ZKC1-10FF</b>	8A/CH	12-24Vdc	12-24Vdc	Screw	20	168	51	23	955427	1

It can be used with all White light Durastrips.

1 channel.

**FLICKER FREE**  **Improved 4KHz technology; flicker free dimming.**

### DALI INTERFACE

The DALI (Digital Addressable Lighting Interface) is a digital protocol interfacing with the power supplies. It is widely used in the lighting field as it provides visible benefits compared to the 1-10V analog control technology (it is essentially a flexible, digital control that allows addressing the single appliances).

The DALI protocol allows defining appliance units and managing the lighting sceneries, to create the right lighting of an ambient according to its use. Different lighting sceneries can be configured and enabled using a simple key, without involving the system wiring.

The DALI protocol is more simple and economic compared to the integrated management systems of a building (building management).

A DALI network can control up to 64 appliances/lamps.

### 1-10V DIMMING INTERFACE

The 1-10V luminous intensity control system

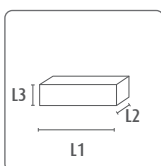
runs with analog technology: 1 corresponds to 0% and 10 to 100% of the lamp emission.

The intensity can be adjusted by using the linear curve or logarithmic curve and it is the simplest system to install.

The connection is carried out by 2 polarity wires placed between the power supply and controller. It can be used with active or passive control systems.



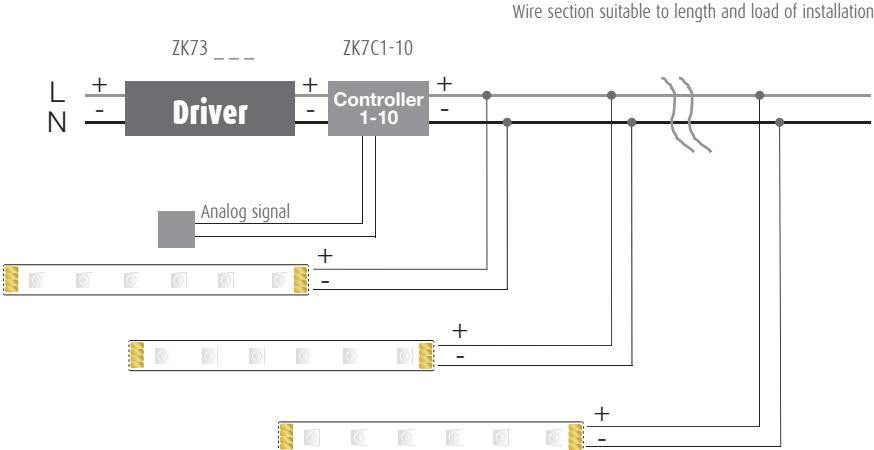
How to use DURASTRIP with our controllers? Here the indications of maximum power.		<b>DURASTRIP 24VDC</b>
	<b>ZKCDAFF</b>	240W/CH
	<b>ZKC1-10FF</b>	240W



# DURASTRIP WIRING DIAGRAMS

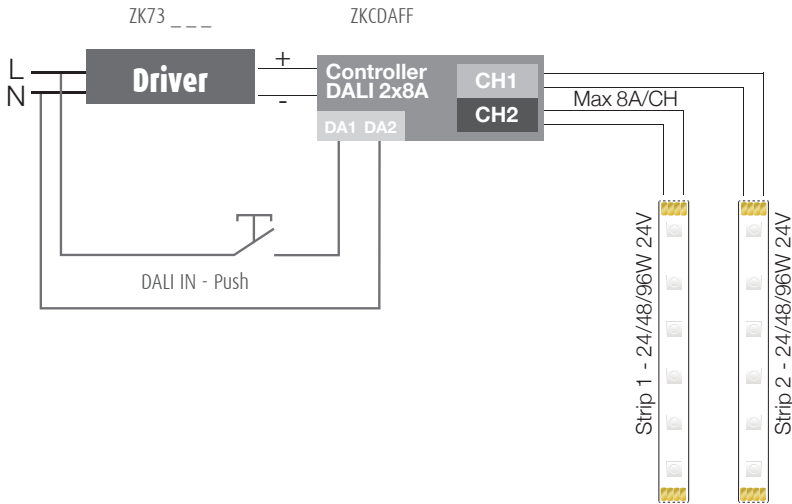
## DURASTRIP

CONTROLLERS:  
1-10V scheme



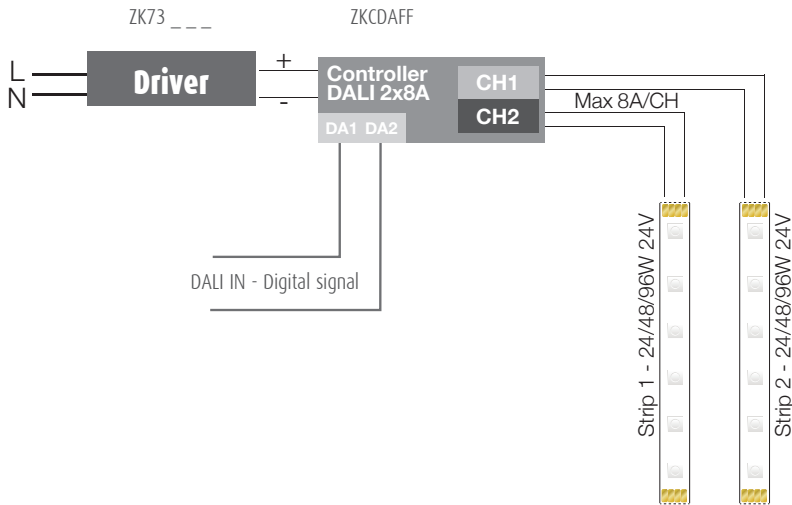
## DURASTRIP

CONTROLLERS:  
DALI scheme (Push)



## DURASTRIP

CONTROLLERS:  
DALI Scheme



## CONTROL INTERFACE TO BE USED WITH DURASTRIP





### DMX CONTROLLER FOR DURASTRIP RGB (or white on 3 channels)

art.	Max current (A)	Volt OUT	Volt IN	Connection	IP	L1	L2	L3	 8011905	
<b>ZKCDMX-RFF*</b>	6,4/CH	12-24V <sub>DC</sub>	12-24V <sub>DC</sub>	RJ45/Screw	20	178	42	33	957094	1

It can be used with all DuraStrip RGB, and white.

\* Version with RJ45 connector, which can be used in a traditional way or with remote control included in the package.

### DMX 4 CHANNELS CONTROLLER FOR DURASTRIP RGB+WHITE (or 4 channels)

art.	Max current (A)	Volt OUT	Volt IN	Connection	IP	L1	L2	L3	 8011905	
<b>ZKCDMXWFF</b>	4/CH	12-24V <sub>DC</sub>	12-24V <sub>DC</sub>	Screw	20	168	51	22	955403	1

Can be used with DuraStrip RGB+white.

Connection diagrams are available at [www.duralamp.it](http://www.duralamp.it) (in the product datasheet).

**FLICKER FREE**  **Improved 4KHz technology; flicker free dimming.**

### PWM signal repeater for 4 channels white light strips

art.	Max current (A)	Volt OUT	Volt IN	Connection	IP	L1	L2	L3	 80119058	
<b>ZKREP-4CH</b>	5/CH	24V @ 480W	12-36V <sub>DC</sub>	Screw	20	178	46	22	62701	1
<b>ZKREP-4CH-IP</b>	5/CH	24V @ 480W	12-36V <sub>DC</sub>	Screw	67	181	74	38	62718	1



### DMX INTERFACE

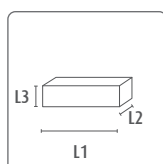
DMX512, which abbreviation is DMX (Digital MultipleX), is a communication protocol mainly used to control lighting (even LED type), from computers or control units. It is normally used to control colored lighted or white lighted appliances (RGB) with variable temperature.

Thanks to the high transmission speed of the data, the DMX allows making dynamic and even complex sceneries.

A DMX network consists in 512 channels; the number of appliances that can be controlled cannot be defined beforehand, as it depends on how many DMX channels each appliance uses. E.g., if every appliance of the DMX network uses 3 DMX channels, the network can contain 170 appliances.

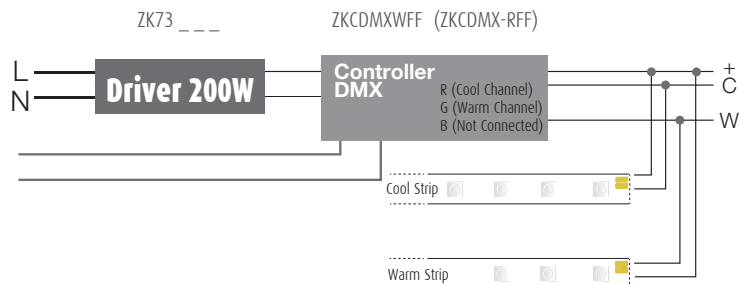
ZKCDMX-R code version: Equipped with RJ45 connector for DMX signal, complete with looping system and remote sensor with plug (20 cm cable). It can be used in a traditional way or with remote control included in the packaging (signal distance 10 mt in free air).

How to use DURASTRIP with our controllers? Here the indications of maximum power.		<b>DURASTRIP 24VDC</b>
	<b>ZKCDMX</b>	144W/CH
	<b>ZKCDMX-RFF / ZKCDMXWFF</b>	120W/CH



## DURASTRIP

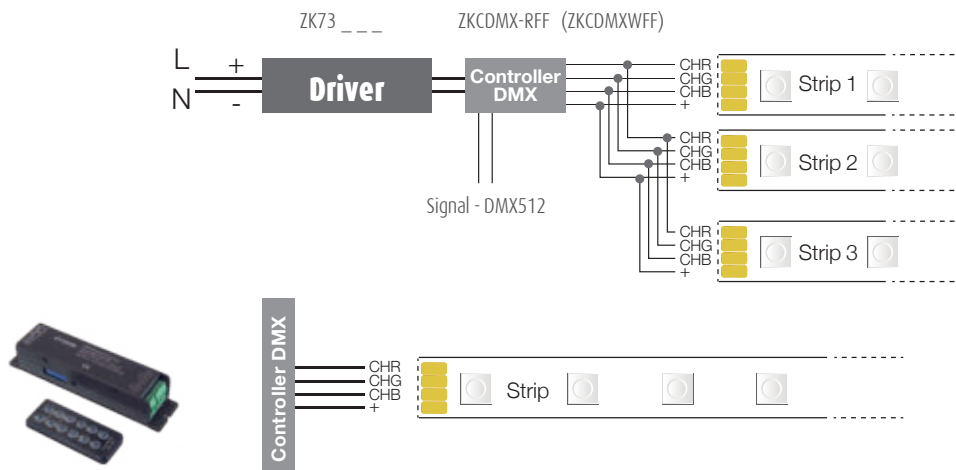
CONTROLLERS:  
DMX scheme  
linear system



Example of of strip secondary unit

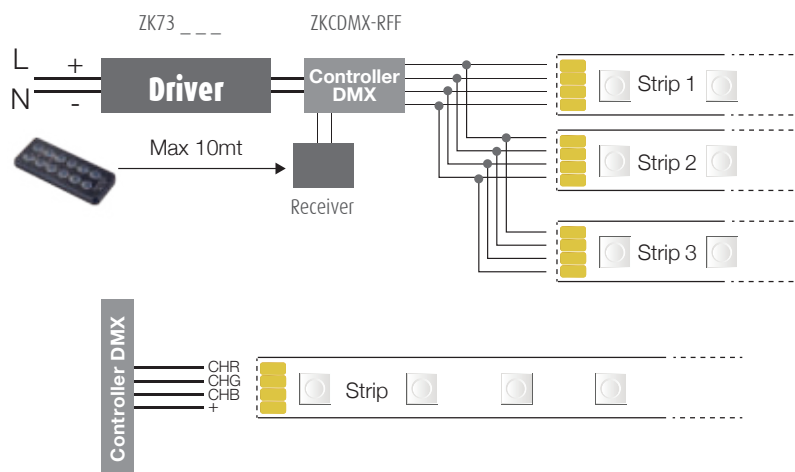
## DURASTRIP

CONTROLLERS:  
DMX Scheme



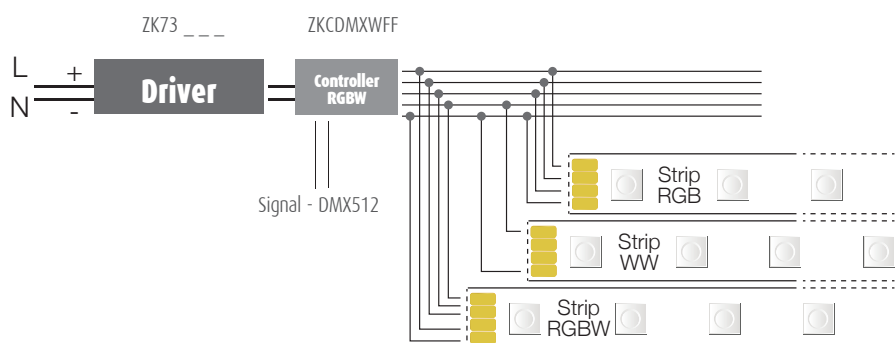
## DURASTRIP

CONTROLLERS:  
DMX IR Scheme



## DURASTRIP RGBW

CONTROLLER RGB+W  
(Cod. ZKCDMXW)





# WALL TOUCH DIMMER - DMX

## TYPE

Dimmers for DURASTRIP white, for DURASTRIP CTC, DURASTRIP RGB and RGB+white.

## CHARACTERISTIC

external interface in tempered glass with high touch sensibility, immediate response to touch and control precision. 4 zones can be controlled separately or synchronised. Conforms with protocol DMX512(1990). Can be used with ZKCDMX, ZKCDMX-R, ZKCDMXW. Dimmer's driver included in the box (220-240Vac / 5Vdc). Easy installation and intuitive use.



PLUG AND PLAY!



DMX WALL TOUCH DIMMER FOR WHITE LIGHT DURASTRIP

art.	Input Voltage	Number of DMX channels	Number of areas	Number of scenes	L1	L2	L3	80119058	
<b>ZKTPC-DIM</b>	5Vdc	4	4	4	86	86	10	39635	1

DMX WALL DIMMER FOR CTC EFFECT

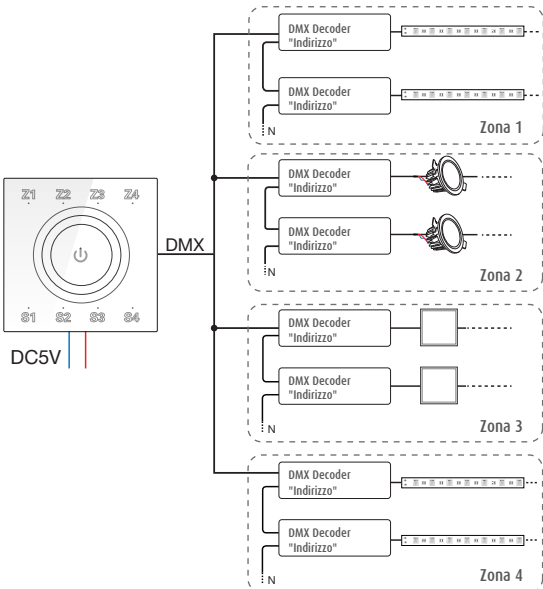
art.	Input Voltage	Number of DMX channels	Number of areas	Number of scenes	L1	L2	L3	80119058	
<b>ZKTPC-CTC</b>	5Vdc	8	4	3	86	86	10	39642	1

DMX WALL TOUCH DIMMER FOR RGB - RGBW DURASTRIP

art.	Input Voltage	Number of DMX channels	Number of areas	Number of scenes	L1	L2	L3	80119058	
<b>ZKTPC-RGBW</b>	5Vdc	16	4	4	146	106	10	39659	1

"Memory" function: the last colour level chosen is recalled when the light is switched back on; 4 favourite scenes can be saved. Simultaneous or synchronous control of the RGB colours and white. 36 setting modes.

## DMX DIAGRAMM



## WALL MOUNTED TOUCH PAD DALI DIMMER

### TYPE

Dimmers for DURASTRIP white.  
Conforms with DALI protocol IEC60929/  
IEC62386.  
Can be used with ZKCA. Standby energy  
consumption <0.1W. Intuitive use.

**PRO** G5/h24 IP20



"Memory" function: the last colour level chosen is recalled when the light is switched back on; 4 favourite scenes can be saved.  
Simultaneous or synchronous control of the RGB colours and white. 36 setting modes.



**PLUG AND PLAY!**

DALI CONTROL PANEL: external interface in tempered glass with high touch sensibility, immediate response to touch and control precision. For wall recessed mounting.

art.	L1	L2	L3	80119058	
<b>DALI-ZKTPC</b>	86	86	10	44134	1

Controller DALI master

art.	L1	L2	L3	80119058	
<b>DALI-MASTER</b>	108	72,5	23,5	44141	1

DALI bus power

art.	80119058	
<b>DALI-BUS</b>	44158	1

DALI group control switch: maximum 4 groups; step and continuous dimming; powered by a DALI bus; used like a normal light switch.

art.	80119058	
<b>DALI-SW-GRP</b>	44165	1

DALI scene control switch: maximum 4 scenes can be selected; powered by a DALI bus; is used like a normal light switch.

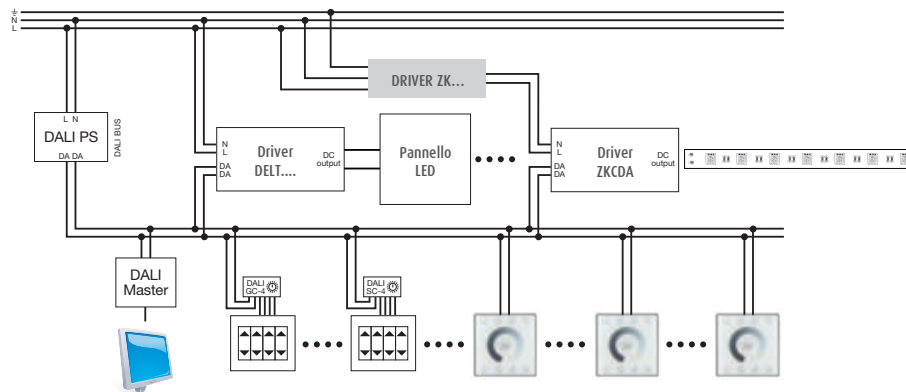
art.	80119058	
<b>DALI-SW-SCE</b>	44172	1

2 or 3 key switch for the DALI group control switch

art.	80119058	
<b>DALI-EXT-SW2</b>	44745	1
<b>DALI-EXT-SW3</b>	44189	1

## DURASTRIP WIRING DIAGRAMS

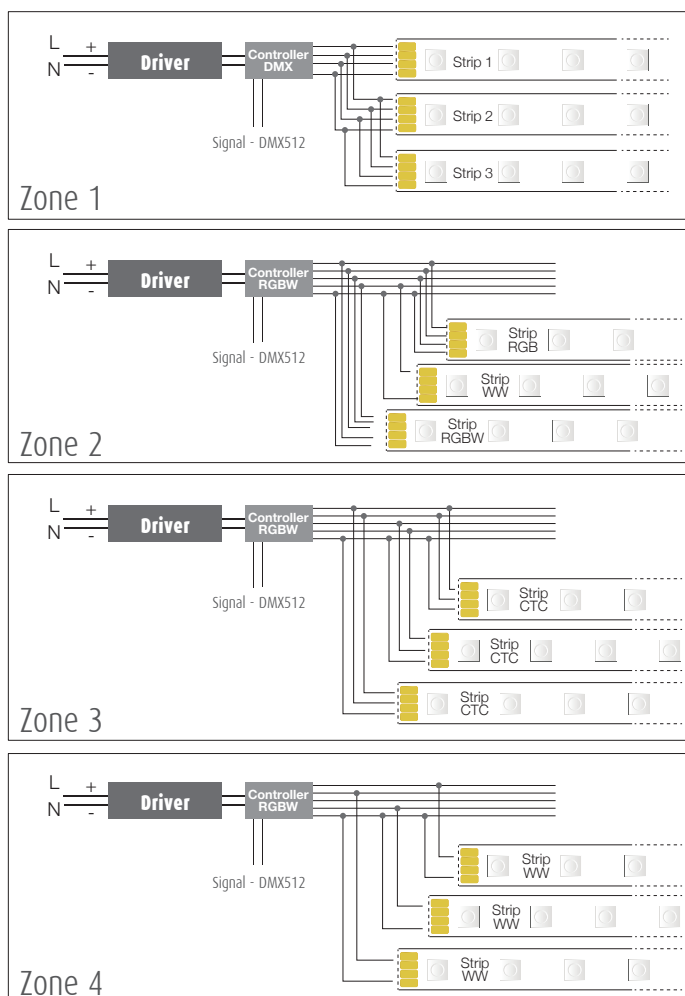
### DURASTRIP WALL MOUNTED TOUCH PAD DALI DIMMER





### DURASTRIP DIMMER TOUCH



Max power indications for the use of DURASTRIP with the controllers.





**Fondacion Proa**  
 COUNTRY: Buenos Aires Argentina  
 DESIGN: Jorge Pastorino  
 PHOTOS: © gian pablo minelli 2018

## CASAMBI ACCESSORIES

External accessories with simple electric cables make it possible to control Duralamp Light Lines in wireless mode.



### CONTROL MODULE IP20

A wireless control module with a DALI interface. It generates a local DALI bus which makes it possible to connect a LED driver directly to a DALI interface. The module can only be used in a closed system and cannot be connected to an existing DALI network. The module is wireless controlled using a CASAMBI app for smartphones and tablets using Bluetooth 4.0 technology. The devices create an adaptive, secure and reliable wireless mesh network that can control a large number of fixtures in a simple and efficient way. IP20.

	art.	WATT	Max current (A)	Volt IN	Connection	IP	L1	L2	L3	
NEW	1T5349	1,1W	0,6	220-240Vac	Screw	20	37	41	14	1



### GATEWAY DALI/CASAMBI

Gateway DALI/Casambi: a fixture that allows fixtures equipped with mesh Bluetooth Casambi to interface with a traditional DALI system and to be adjusted by a DALI control unit. Inside the usual DALI circuit it is possible to have a maximum of 64 cabled DALI and Casambi wireless devices. It only works with Casambi Evolution networks. The DALI Bridge is transparent in the DALI system, and therefore does not require an address. There is no need for a power supply given that it is supplied directly by the DALI bus.

	art.	Max current	Max peak	Volt IN	Connection	IP	L1	L2	L3	
NEW	1T8173CA	250mA	30mA	9.5V – 22.5V*	Screw	20	40.4	36.3	14	1

Power supply from DALI Bus. DALI Bus max current: 250mA



### CASAMBI WALL SWITCH XPRESS


Xpress is a wall mounted wireless user interface; it can be installed wherever the user chooses thanks to battery power with autonomy of 2-3 years providing direct access to all the most important CASAMBI system control functions. As well as switching the fixtures on and off, Xpress controls dimming, colour temperature change in fixtures equipped with this technology, and control of individual fixtures and lighting scene or sequence management.

	art.	
NEW	1T5350	1



### CONTROL MODULE PWM IP20 4CH (RGBW)

A wireless control module with a DALI interface. It generates a local DALI bus which makes it possible to connect a LED driver directly to a DALI interface. The LED strip can only be used in a closed system and cannot be connected to an existing DALI network. The strip is wireless controlled using a CASAMBI app for smartphones and tablets using Bluetooth 4.0 technology. The devices create an adaptive, secure and reliable wireless mesh network that can control a large number of fixtures in a simple and efficient way. IP20.


	art.	Max current (A)	Volt OUT	Volt IN	Connection	IP	L1	L2	L3	
NEW	<b>1T7944</b>	6	12-24V <sub>DC</sub>	12-24V <sub>DC</sub>	Screw	20	167	51	23	1

NOTE: total of 6A on 4 channels. Max 72W (12V) 144W (24V)



### TRAILING EDGE DIMMER IP20

A Wireless Trailing Edge / IGBT dimmer managed using Bluetooth 4.0 technology. It works with LED 230 V-AC modules, dimmable LED sources and halogen lamps. It can be installed inside a standard 503 wall switch box, lighting fixtures or ceiling canopies. It can manage systems with a maximum absorption of 150W. The module is wireless controlled using a CASAMBI app for smartphones and tablets or traditional wall switches. IP20.

	art.	WATT	Max current (A)	Volt IN	Connection	PF	L1	L2	L3	
NEW	<b>1T5351</b>	150W	85-240V <sub>DC</sub>	85-240V <sub>DC</sub>	Screw	0,35	37	41	14	1



### EXTENDER IP20

Extender IP20 allows for wireless control with a DALI interface. It generates a local DALI bus with the capacity to drive up to 64 fixtures and can control groups of fixtures in indoor applications. It is also equipped with a relay that can control non-dimmable fixtures up to a maximum of 6A. It prevents any change to the management features provided by the CASAMBI system.

	art.	WATT	Max current (A)	Volt IN	Connection	PF	L1	L2	L3	
NEW	<b>1T5352</b>	2,7W	6 <sup>(1)</sup>	100-240V <sub>DC</sub>	Screw	0,6	100	42	30	1

Max n. DALI driver: 64. Max n. 1-10V driver: 30


<sup>(1)</sup> Due to the relay disconnecting and attaching the load.

## CASAMBI ACCESSORIES



### CONTROL MODULE IP67

A IP67 Module for individual control of external devices equipped with DALI drivers. The module needs to be positioned in order to receive radio signals. The distance to the lighting fixtures can reach up to 50 m.

	art.	WATT	Max current (A)	Volt IN	Connection	PF	L1	L2	L3	
<b>NEW</b>	<b>1E3048</b>	1,1W	0,6 <sup>(1)</sup>	220-240V <sub>ac</sub>	Screw	0,6	56,5	22,3	35,8	1

Max n. DALI driver: 1. Max n. 1-10V driver: 1


<sup>(1)</sup> Due to the relay disconnecting and attaching the load.



### EXTENDER IP67

A IP67 Extender allows for wireless control with DALI interfaces.

It generates a local DALI bus with the capacity to drive up to 64 fixtures and can control groups of fixtures in outdoor applications. It prevents any change to the management features provided by the CASAMBI system.

	art.	WATT	Max current (A)	Volt IN	Connection	PF	L1	L2	L3	
<b>NEW</b>	<b>1E3049</b>	2,7W	6 <sup>(1)</sup>	220-240V <sub>ac</sub>	Screw	0,6	150	150	40	1

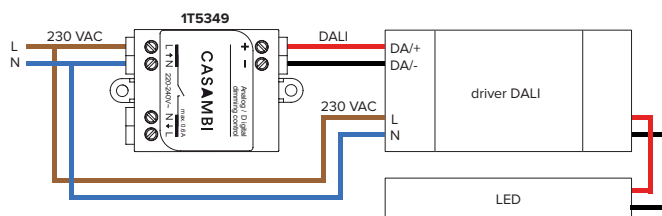
Max n. DALI driver: 64. Max n. 1-10V driver: 30

<sup>(1)</sup> Due to the relay disconnecting and attaching the load.



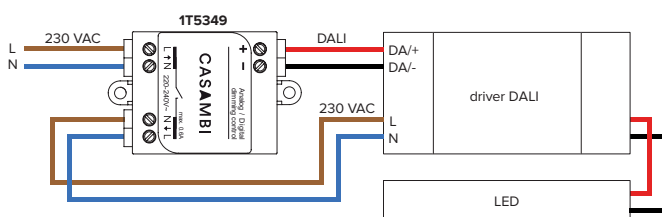


## SINGLE DALI CONTROL IP20

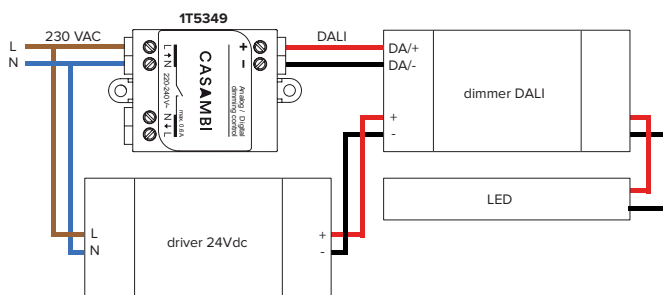


1T5349

## WITH RELAY MAX LOAD 100W

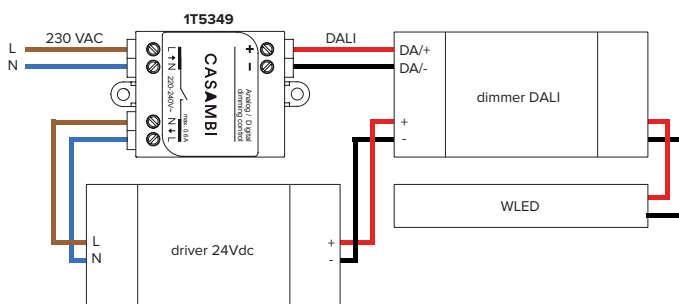


## CONTROL CASAMBI, 1-4 CANALI (IP20)

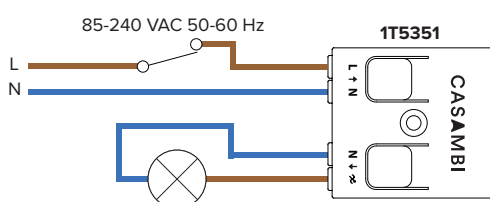


1T5349

## WITH RELAY MAX LOAD 100W



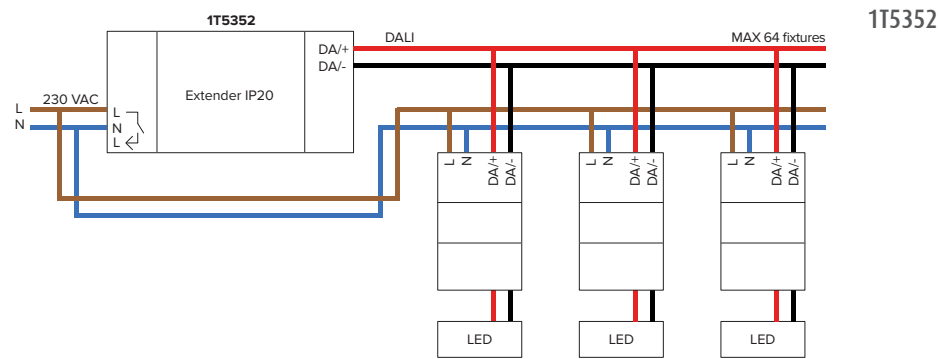
## SINGLE TRAILING EDGE CONTROL FOR LED 230 V-AC MODULES, DIMMABLE LED SOURCES AND HALOGEN LAMPS - 12V AND MAINS VOLTAGE (IP20)



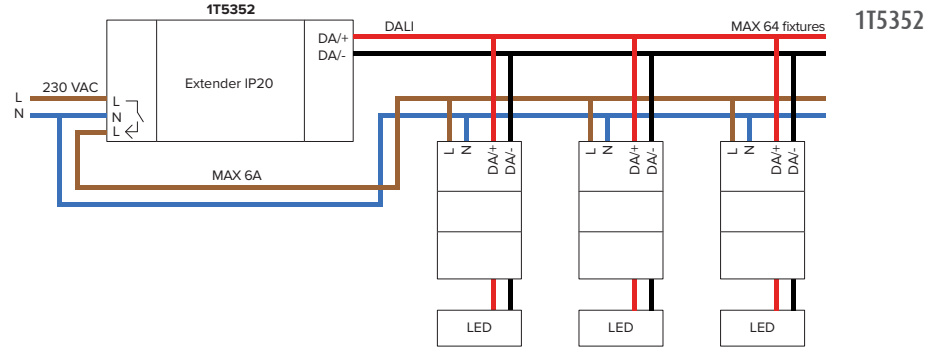
1T5351

# CASAMBI WIRING DIAGRAMS

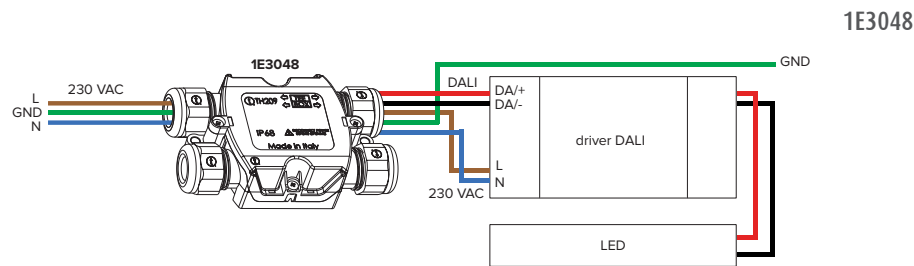
DALI MULTIPLE CONTROL IP20



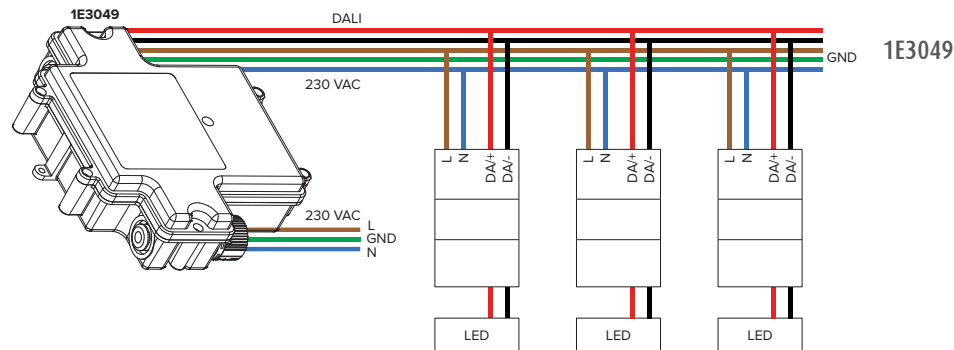
DALI MULTIPLE CONTROL with relay IP20



DALI SINGLE CONTROL IP67



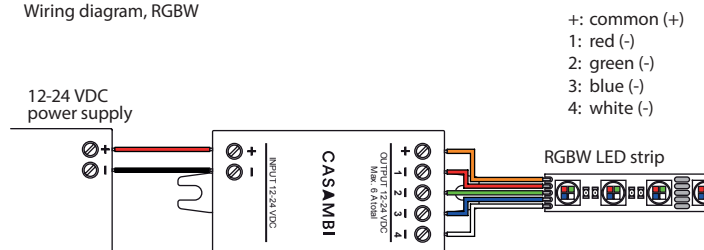
DALI MULTIPLE CONTROL IP67





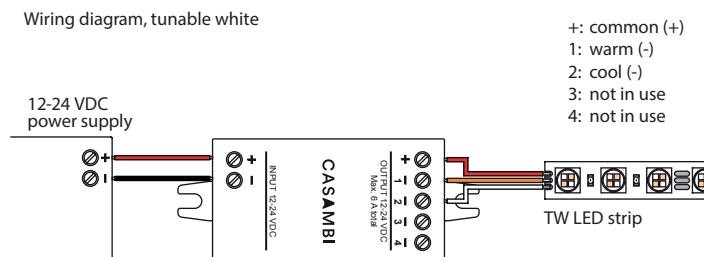
## CONTROL MODULE PWM IP20 4CH (RGBW)

Wiring diagram, RGBW

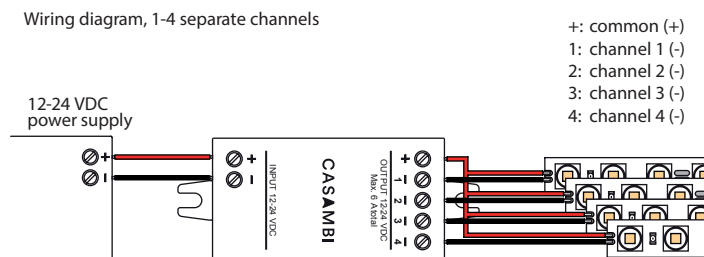


1T7944

Wiring diagram, tunable white



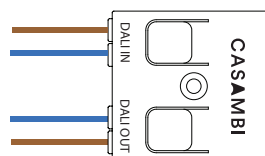
Wiring diagram, 1-4 separate channels



## GATEWAY DALI/CASAMBI

9,5V - 22,5V DALI BUS

9,5V - 22,5V DALI BUS



1T8173CA





**176**  
DURASTRIP HiVolt  
230V



**180**  
DURASTRIP HiVolt  
230V - 120V  
TRIAC DIMM



**184**  
DURASTRIP HiVolt  
120V  
CCT+DIM-TO-WARM

# DURASTRIP HiVolt

# DURASTRIP

## HiVolt

DURASTRIP HiVOLT for direct mains connection provides the advantage of being able to reach a length of 50 metres with power directly from mains electrical supply whilst offering lighting uniformity and colour along the entire length of the strip. Without the inconvenience of a remote LED driver, the strips can be used in surface mounted installations. With a shuko plug the product is IP44 but supplied already cut to the required length with a free wire arrangement, it is possible to achieve an IP65 protection provided the cables are terminated into a suitably rated enclosure making DURASTRIP HiVolt easy to maintain and resist the most common aggressive environments.





## **DURASTRIP HiVolt 120V CCT+DIM-TO-WARM**

Dedicated to 120V: variable colour temperature from 2700K to 6500K, all white shades possible to vary the atmosphere and environment. Version from 1800K to 3000K: Dim to Warm for warm and welcoming atmospheres.

### **SINGLE FEED MAXIMUM LENGTH**

50 mètres

### **PITCH CUT**

20 cm

### **COLOURS OF LIGHT**

1800-3000K  
2700-6500K

### **DIMMABILITY**

Dimmable TRIAC leading edge

IP40

IP65



## **DURASTRIP HiVolt 230V**

Thick extruded silicone profile, extremely sturdy.

### **SINGLE FEED MAXIMUM LENGTH**

50 mètres

### **PITCH CUT**

20 cm

### **COLOURS OF LIGHT**

2700K - 3000K - 4000K

### **DIMMABILITY**

Dimmable with DMX dimmer code ZKCDMX-HV.

IP44

IP65



## **DURASTRIP HiVolt 230V - 120V TRIAC DIMM**

Latest generation extruded anti-yellowing PVC also for outdoor use, with white base and small closures, similar to strips.

### **SINGLE FEED MAXIMUM LENGTH**

50 mètres

### **PITCH CUT**

0 cm

### **COLOURS OF LIGHT**

2700K - 3000K - 4000K

### **DIMMABILITY**

Dimmable TRIAC leading edge

IP40

IP44

IP65



# DURASTRIP HiVolt

01

SUPPLIED ALREADY CUT AT REQUESTED MEASURES

IP44



WITH PLUG

IP65



FREE WIRES

02

SINGLE FEED MAXIMUM LENGTH: 50 METRES



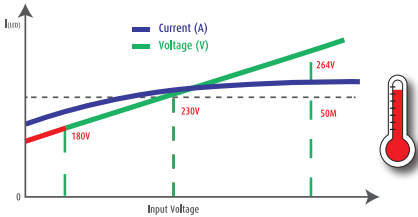
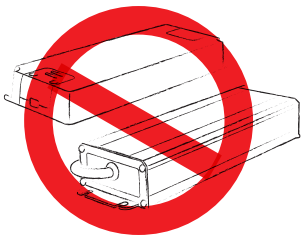
03

FOR OUTDOOR AND INDOOR USE



04

MAINS VOLTAGE, NO POWER SUPPLY NEEDED



Voltage fluctuations may affect product brightness. The stated data refer to values measured at 230Vac.

When the temperature returns to normal the strip automatically returns to its normal state of operation by offering the best performance.

## 05

### CONFIGURATION OF THE "CUSTOM MADE" PRODUCT



Here are the necessary specifications to define the "custom made" HiVOLT DURASTRIP, complete with cable and plug or with free wires.  
The following elements must be defined:

1. EXISTING PRODUCT CODE
2. LENGTH OF STRIP SEGMENT

The requested length must take into account the cutting spacing of 20 cm, max 50m single feed.



(ALWAYS CONSIDER THE 20 CM CUTTING SPACE)  
If a strip complete with a plug is requested, consider the size of the accessories: see the technical drawing to be sure

3. TYPE OF CONNECTION



## 06

### ENCODING SYSTEM FOR PROJECT PLANNING



art.	Lunghezza Strip (cm)
<b>07U27HVE12-D</b>	1560
DURASTRIP HiVolt 2700K 12W/m DIMM	Strip length (excluding cables) 15,60m

Order code:  
**07U27HVE12-D1560**



For processes with IP40 terminals with SHUKO plug, add **IN** at the end of the code  
For processes with IP40 terminals without plug add **IN-S** at the end of the code  
For processes with terminals IP44 WITH Shuko PLUG add **EX** at the end of the code  
For processes with terminals IP65 WITHOUT Shuko PLUG add **EX-S** at the end of the code



Order code:  
**07U27HVE12-D1560IN-S**

Please consider the additional cut and component fixed fee as well as the cost of the single piece.

Cutting DURASTRIP HiVOLT to size\*:

fixed cost of piece work

VA00

\* Please consider pitch cut. Includes a 1.5 m cable.

# DURASTRIP HiVolt

## LED

LED 2835  
12W/m  
230V  
70 LED/m  
Ra >80  
Lifetime: internal use >50,000h; external use>35,000h  
Warranty: 3 years

## COLOURS OF LIGHT

Choice of Colour Temperatures

## BINNING

ANSI/SDCM: 3 step.  
2700K - 3000K - (3500 - 120V) - 4000K

## DIMMABILITY

Dimmable with DMX dimmer code ZKCDMX-HV.

## CONNECTIONS

Up to 50 metres.  
HiVolt IP65 strips are supplied ready to be installed complete with a cable of 1.5m (black) equipped with a Schuko plug (full collar Schuko IP44) or supplied with free wires (IP65) 1.5m.  
In addition to the value of the goods ordered consider the cost of cutting and installing components for every single piece (cable, fuse, Schuko plug and cut).

## ASSEMBLY

We recommend to order the assembly clips considering to use 4 clips for every metre. Any particular requests will be specified in the project form.

## PACKAGE

Supplied already cut to measures.  
For custom product cut to specific lengths see page 11, 322.

## ACCESSORIES

Fixing bridges.

Cutting DURASTRIP HiVOLT to size\*:

fixed cost of piece work

VA00

\* Please consider pitch cut. Includes a 1.5 m cable.

DURASTRIP HiVolt differs from similar products due to its extreme sturdiness: the protective sheath is reinforced by a double extrusion layer which provides a solid and highly resistant compacted quality.

DURASTRIP HiVolt for direct mains connection provides the advantage of being able to reach a length of 50 metres with power directly from mains electrical supply whilst offering lighting uniformity and colour along the entire length of the strip. Without the inconvenience of a remote LED driver, the strips can be used in surface mounted installations. With a Schuko plug the product is IP44 but supplied already cut to the required length with a free wire arrangement, it is possible to achieve an IP65 protection provided the cables are terminated into a suitably rated enclosure making DURASTRIP HiVolt easy to maintain and resist the most common aggressive environments.





# LIST OF ACCESSORIES





art.	Accessory KIT for DURASTRIP HiVolt		
<b>KTHVCL</b>	Set mounting clip for HiV strip (10pcs)	849689	1

PRO

G3

IP20





art.	Dimmer DMX for DURASTRIP HiVolt		
<b>ZKCDMX-HV</b>	Can be used with ZKTPC; 300W/CH	862473	1
3 channel.			

PRO



G5/h24

IP20





DMX WALL TOUCH DIMMER FOR WHITE LIGHT DURASTRIP

art.	Input Voltage	Number of DMX channels	Number of areas	Number of scenes	L1	L2	L3		
<b>ZKTPC-DIM</b>	5Vdc	4	4	4	86	86	10	39635	1

Each channel can have 256 levels of light variation and 4 favourite scenes can be saved.  
 "Memory" function: the last colour temperature chosen is recalled when the light is switched back on again; 3 scenes can be saved.

See page 160.



**Private Residence**  
COUNTRY: Huntington Beach, CA  
PHOTOS: ©SAC Design



# DURASTRIP HiVolt ARCH DIMMABLE / 230V - 120V

## LED

LED 2835  
12W/m  
230V - 120V  
80 LED/m  
Ra >90  
Lifetime: indoor use >50.000h; outdoor use >35.000h  
Warranty: 3 years

## COLOURS OF LIGHT

Choice of white colour temperature

## BINNING

ANSI/SDCM: 3 step.  
2700K - 3000K - 4000K - 6000K

## DIMMABILITY

230V: Dimmable TRIAC leading edge 10-100%  
120V: Dimmable ELV 10-100%  
Refer to the Duralamp site for details on compatible dimmers

## CONNECTIONS

Up to 50 metres.  
HiVolt IP65 strips are supplied ready to be installed complete with a cable of 1.5m (black) equipped with a Schuko plug (full collar Schuko IP44) or supplied with free wires (IP65) 1.5m.  
In addition to the value of the goods ordered consider the cost of cutting and installing components for every single piece (fuse, Schuko plug and cut).

## ASSEMBLY

We recommend to order the assembly clips considering to use 4 clips for every metre. Any particular requests will be specified in the project form.

## PACKAGE

Supplied already cut to measures.  
For custom product cut to specific lengths see page 11, 322.

## ACCESSORIES

PC clip for anchoring.

Dimmable version supplied with TRIAC soft dimming achieved with the built in control Chip. Strip protected from over voltage & and overheating failure in each 20 cm strip segment.

Fitted with latest generation weatherproof and UV resistant Extruded PVC body for exterior use. Finished with white base and sides along with a transparent upper screen for a clean light emission. System features miniature electrical connections and a closing end cap similar to the main strip. Supplied already cut and wired in the requested measurement. May be provided with IP40 or IP65 rating depending on the installation environment.



230V with an example of IP40→IN connection

Cutting DURASTRIP HiVOLT to size\*:

fixed cost of piece work

VA00

\* Please consider pitch cut. Includes a 1.5 m cable.



120V with an example of IP65→EX connection





220-240V  
50/60Hz

	art.	W/m	lm/m	K		N° Led/m	L	L1	
NEW	<b>07U27HVE12-D</b>	12	860	2700	110°	80	16,5	7	per metre*
NEW	<b>07U30HVE12-D</b>	12	910	3000	110°	80	16,5	7	per metre*
NEW	<b>07U35HVE12-D</b>	12	910	3500	110°	80	16,5	7	per metre*
NEW	<b>07U40HVE12-D</b>	12	960	4000	110°	80	16,5	7	per metre*
NEW	<b>07U60HVE12-D</b>	12	960	6000	110°	80	16,5	7	per metre*

For processes with IP40 terminals with SHUKO plug, add **IN** at the end of the code / For processes with IP40 terminals without plug add **IN-S** at the end of the code

For processes with terminals IP44 WITH Shuko PLUG add **EX** at the end of the code / For processes with terminals IP65 WITHOUT Shuko PLUG add **EX-S** at the end of the code



	art.	W/m	lm/m	K		N° Led/m	L	L1	
NEW	<b>07U27HVV12-D</b>	12	1000	2700	110°	80	16,5	7	per metre*
NEW	<b>07U30HVV12-D</b>	12	1050	3000	110°	80	16,5	7	per metre*
NEW	<b>07U35HVV12-D</b>	12	1050	3500	110°	80	16,5	7	per metre*
NEW	<b>07U40HVV12-D</b>	12	1150	4000	110°	80	16,5	7	per metre*
NEW	<b>07U60HVV12-D</b>	12	1150	6000	110°	80	16,5	7	per metre*

For processes with IP40 terminals with SHUKO plug, add **IN** at the end of the code / For processes with IP40 terminals without plug add **IN-S** at the end of the code

For processes with terminals IP44 WITH Shuko PLUG add **EX** at the end of the code / For processes with terminals IP65 WITHOUT Shuko PLUG add **EX-S** at the end of the code



art	Description		
<b>KTHV1-CL</b>	Spring clips for dimmable HiVolt - 10 pcs	950965	1

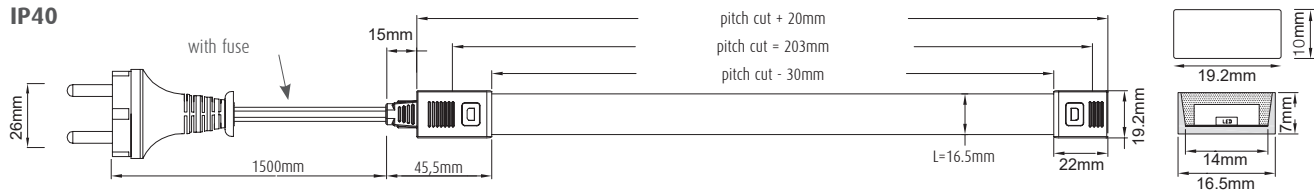


P06B	P09B	P05H*
P06H	P04B*	P06A*
P07A	P04F*	P06G*
P07H	P04H*	
P08D	P05D*	

\* Can be used with HighVolt strips considering that the end caps and the electric power supply remain outside the profile.

## DURASTRIP HIVOLT ARCH DIMMABLE - 230V - IP40 TERMINAL "IN" WITH SCHUKO PLUG OR FREE WIRES

### IP40



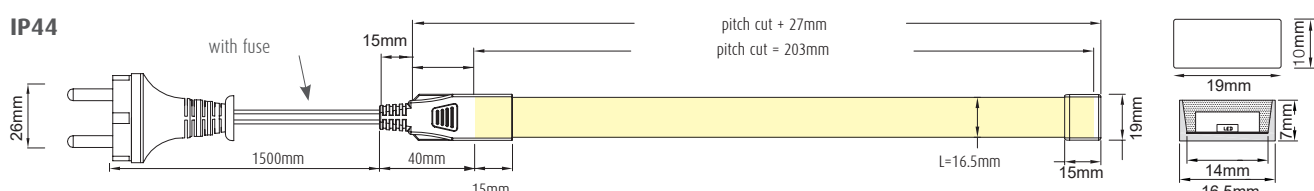
### SCHUKO PLUG



### FREE WIRES

## DURASTRIP HIVOLT ARCH DIMMABLE - 230V - IP65 TERMINAL "EX" WITH SCHUKO PLUG OR FREE WIRES


### IP44



### SCHUKO PLUG


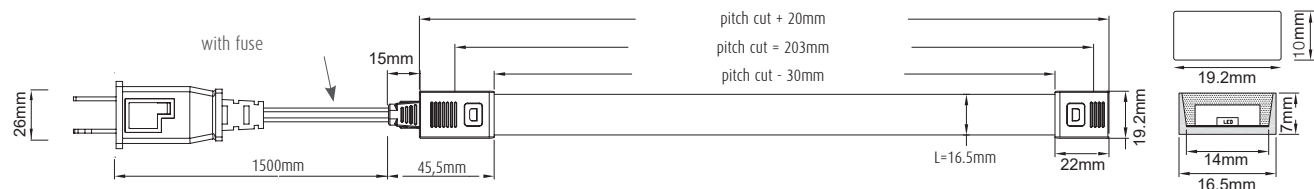


### IP65


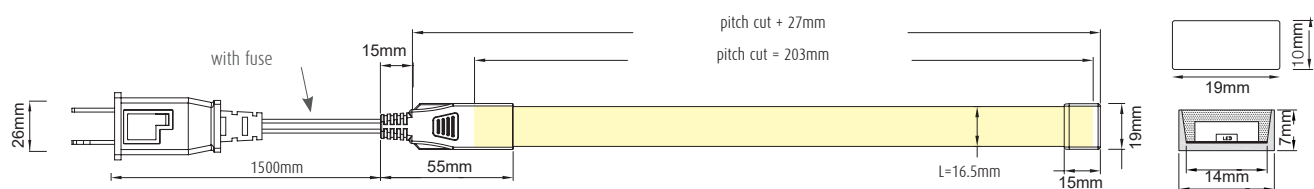


### FREE WIRES

## DURASTRIP HIVOLT ARCH DIMMABLE - 120V - IP40 TERMINAL "IN" WITH PLUG OR FREE WIRES



## DURASTRIP HIVOLT ARCH DIMMABLE - 120V - IP65 TERMINAL "EX" WITH PLUG OR FREE WIRES





**RED O Restaurant**  
COUNTRY: La Jolla, CA  
LIGHTING DESIGN: HLB Lighting Design  
PHOTOS: ©SAC Design

# DURASTRIP HiVolt CCT + DIM TO WARM / 120V

## LED

LED 2835  
12W/m  
120V  
120 LED/m  
Ra >90  
Lifetime: indoor use >50.000h; outdoor use >35.000h  
Warranty: 3 years

## COLOURS OF LIGHT

CCT: 2700K --> 6500K  
DIM TO WARM: 1800K-->3000K

## BINNING

ANSI/SDCM: 3 step.

## DIMMABILITY

Dimmable ELV

## CONNECTIONS

Up to 50 metres with a single power supply.  
HiVolt IP65 strips are supplied ready to be installed complete with a cable of 1.50 m (black) equipped with a Schuko plug (full collar Schuko IP44) or supplied with free wires.  
Strips can be supplied also with IP40 wiring.  
In addition to the value of the goods ordered consider the cost of cutting and installing components for every single piece (1.5 m cable, fuse, Schuko plug if required and cut).

## ASSEMBLY

We recommend to order the assembly clips considering to use 4 clips for every metre. Any particular requests will be specified in the project form.

## PACKAGE

Supplied already cut to measures.  
For custom product cut to specific lengths see page 11, 322.

## ACCESSORIES

Mounting clips.

Mains voltage strips, 120V with possibility of varying the colour temperature.

2700K to 6500K version to be able to take advantage of all of the potential white shades and vary the atmosphere of the areas.

Version from 1800K to 3000K for warm, welcoming and relaxing atmospheres: this strip warms up the colour of the light, lowering the colour temperature.

## TUNABLE



## DIM TO WARM



Cutting DURASTRIP HiVOLT to size\*:

fixed cost of piece work

VA00

\* Please consider pitch cut. Includes a 1.5 m cable.





## TUNABLE

	art.	W/m	MAX lm/m	K		N° Led/m	L	L1	
NEW	07UHVU2765K	12	1050 (6500K)	2700-6500	110°	120	16,5	7	per metre*

For processes with IP40 terminals with SHUKO plug, add **IN** at the end of the code / For processes with IP40 terminals without plug add **IN-S** at the end of the code

For processes with terminals IP44 WITH Shuko PLUG add **EX** at the end of the code / For processes with terminals IP65 WITHOUT Shuko PLUG add **EX-S** at the end of the code

## DIM TO WARM

	art.	W/m	MAX lm/m	K		N° Led/m	L	L1	
NEW	07UHVU1830K	12	950 (3000K)	1800-3000	110°	120	16,5	7	per metre*


For processes with IP40 terminals with SHUKO plug, add **IN** at the end of the code / For processes with IP40 terminals without plug add **IN-S** at the end of the code

For processes with terminals IP44 WITH Shuko PLUG add **EX** at the end of the code / For processes with terminals IP65 WITHOUT Shuko PLUG add **EX-S** at the end of the code

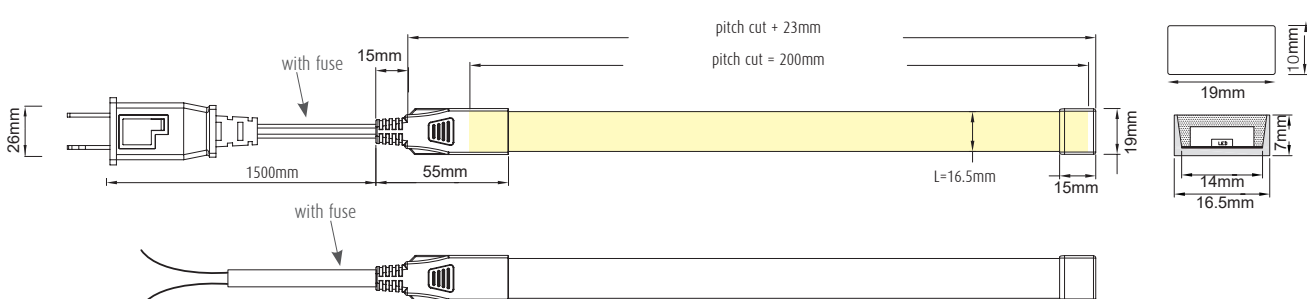


art	Description	8011905	
KTHV1-CL	Spring clips for dimmable HiVolt - 10 pcs	950965	1

## DURASTRIP HIVOLT ARCH DIMMABLE - 120V - IP40 TERMINAL "IN" WITH PLUG OR FREE WIRES



## DURASTRIP HIVOLT ARCH DIMMABLE - 120V - IP65 TERMINAL "EX" WITH PLUG OR FREE WIRES



P06B	P09B	P05H*
P06H	P04B*	P06A*
P07A	P04F*	P06G*
P07H	P04H*	
P08D	P05D*	

\* Can be used with HighVolt strips considering that the end caps and the electric power supply remain outside the profile.





**188**  
MINILINI



**192**  
MICROLINI



**194**  
TONDO PROFILE

# LUMINOUS ELEMENTS



## CHARACTERISTICS

4W - 16W  
120V - 230V  
Ra >90  
Duration: >50.000h  
IP65  
Warranty: 5 years

## COLOURS OF LIGHT

Choice of white colour temperature.

## BINNING

ANSI/SDCM: 2 step.  
2700K - 3000K - 3500K

## DIMMABILITY

230V: Dimmable 10-100%  
TRIAC Leading edge  
120V: ELV

## CONNECTIONS

Maximum connection length: see table.

## ASSEMBLY

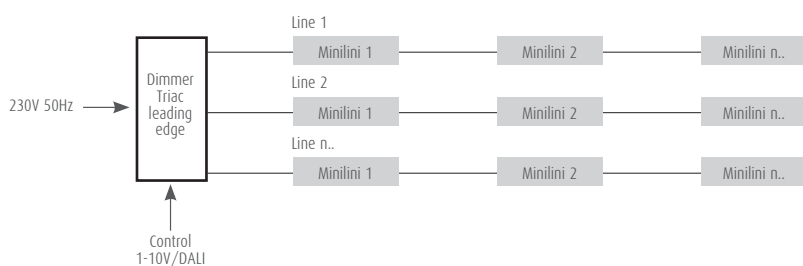
Choice of surface mounting brackets with different fixed angles - 15°, 30°, 45° - or with adjustable brackets of different heights to be ordered with separate codes.

Minilini is a mains voltage architectural linear projector for surface mounted installation. It is constructed from extruded aluminium with an opal polycarbonate cover and is rated IP65 making it suitable for exterior environments: 40 mm wide and 295 or 585 mm long and available in various beam angles and wattages.

Accessories include a selection of fixed and angled surface mounting brackets providing installation uniformity or adjustable brackets for further flexibility.

Minilini is complete with integrated protection from voltage spikes.

Converter Wiring Diagram



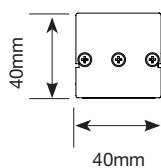
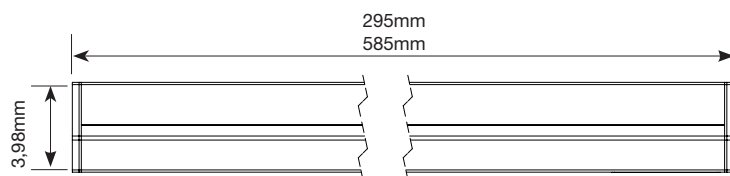
\* Connect up to 18ft of 16W linear product on one run or connect up to 75th of 4W linear product on one run



## CODE COMPOSITION

M N L O 0 4 E P 1 2 F L O 3 5 U = MINILINI IP65 4W DIMM 12" FLOOD OPAL 3500K 120V

- **Version** = U= 120V USA; E= 230V Europe
- **Colour Temp.**= 27=2700K; 30=3000K; 35=3500K; 40=4000K; 50=5000K; 57=5700K; 60=6000K; 64=6400K
- **LENS**= O=Opal; C= Clear
- **BEAM** = FL=Flood; WG= Asymmetric 24°x95°
- **Size** = 12=12"/295mm; 24=24"/585mm
- **EP** =TRIAC dimmer
- **Watt** = 04=4W; 08=8W; 16=16W; 32=32W
- **O** = Outdoor IP65
- **MNL** = MINILINI



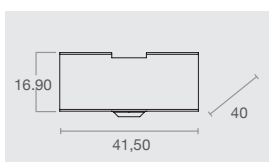
## MINILINI CONFIGURATIONS + CONNECTION TABLE

Power	WATT SET	Modules size	Max No. of modules	Max length each line*	Max W power
4W*	1x4W	29,5cm	72	20,4m	288W
8W*	1x8W	29,5cm	36	10,2m	288W
8W*	2x4W	58,5cm	36	21m	288W
16W	1x16W	29,5cm	18	5,1m	288W
16W*	2x8W	58,5cm	18	10,5m	288W
32W	2x16W	58,5cm	9	5,1m	288W

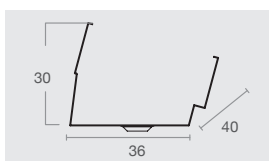
\* Configurations can be made to order subject to a minimum order

PRO	220-240V 50/60Hz	Ra>90	50000h L70	IP65		-25° +35°C		G5/h24	A++ A+ A	Risk Group 1
-----	---------------------	-------	---------------	------	--	---------------	--	--------	----------------	-----------------

	art.	W	lm	cd	K	PF		L	L1	L2		
NEW	MNL016EP12FLO30E	16	1400	460	3000	0,95	110°	40	40	295	955311	1
NEW	MNL016EP12FLO40E	16	1400	460	4000	0,95	110°	40	40	295	955328	1
NEW	MNL032EP24FLO30E	32	2800	930	3000	0,95	110°	40	40	585	955335	1
NEW	MNL032EP24FLO40E	32	2800	930	4000	0,95	110°	40	40	585	955342	1



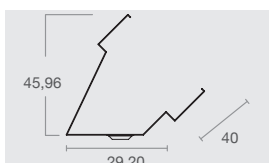
art	Description	
KTMNLBKTVERT	316 steel surface mounting bracket for vertical positioning (10 pieces). We recommend using 2 for every module.	1



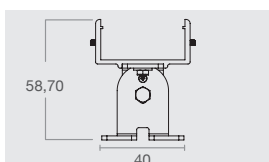
art	Description	
KTMNLBKT15	316 steel surface mounting bracket with an angle of 15° (10 pieces).	1



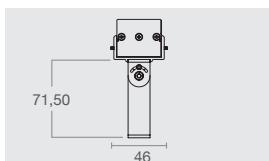
art	Description	
KTMNLBKT30	316 steel surface mounting bracket with an angle of 30° (10 pieces).	1



art	Description	
KTMNLBKT45	316 steel surface mounting bracket with an angle of 45° (10 pieces).	1



art	Description	
ORDEV1	35 mm surface mounting bracket, can swivel 90° in both directions (2 pieces).	1



art	Description	
ORDEV2*	71 mm surface mounting bracket, can swivel 90° in both directions (2 pieces).	1

\* Subject to minimum order



**Merendoni Palace**  
COUNTRY: Bologna, Italy

## CHARACTERISTICS

LED  
5W - 24V  
Ra >90  
Duration: >50,000 h  
Warranty: 5 years

## COLOUR OF LIGHT

Choice of white colour temperature.

## BINNING

ANSI/SDCM: 2 step.  
2700K - 3000K - 3500K

## DIMMABILITY

Dimmable 0-100%  
DMX  
DALI - 1-10

## CONNECTIONS

Maximum connection length: 5 m.

## ASSEMBLY

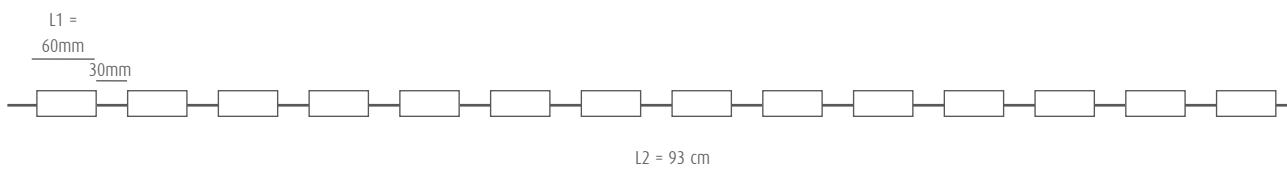

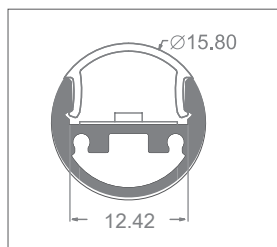
Choice of surface mounting brackets with different angles:  
15°, 30°, 45°.

Modular system composed of elements connected by a flexible cable. The advantage of Microlini is the possibility to arrange the modules in a nonlinear way and to bring light to irregular surfaces, particularly complex cove lighting or to signage. The different spring clips provide the possibility to direct the light with angles that can be different even for every single element.

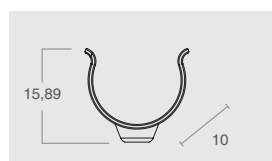
Composed of a 6.35 cm (2.25") extruded aluminium body complete with a 0.5 W LED strip, a polycarbonate screen and aluminium end caps. They are ready to use and allow for quick and durable installation. The connection cable is 5 cm long and makes it possible to position the elements at angles very close together.



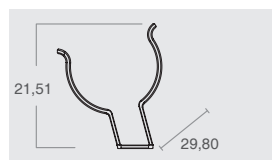
## CODE COMPOSITION



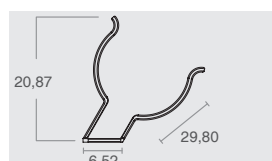
art.	W/M	K	N° of modules	Ø	L1	L2	
<b>NEW MCL127</b>	5	2700	10	15,8	60	930	1
<b>NEW MCL130</b>	5	3000	10	15,8	60	930	1
<b>NEW MCL135</b>	5	3500	10	15,8	60	930	1



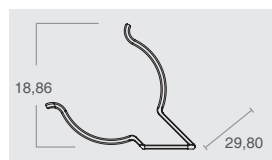
art	Description	
<b>MCL-A-CL</b>	Steel surface mounting bracket with retractable screws (screws not included). Package of 10 pieces: We recommend using 1 bracket for every module.	1



art	Description	
<b>MCL-A-CL15</b>	Steel mounting bracket for positioning at an angle of 15° to the surface; for retractable screws (screws not included). Package of 10 pieces: We recommend using 1 bracket for every module.	1



art	Description	
<b>MCL-A-CL30</b>	Steel mounting bracket for positioning at an angle of 30° to the surface; for retractable screws (screws not included). Package of 10 pieces: We recommend using 1 bracket for every module.	1



art	Description	
<b>MCL-A-CL45</b>	Steel mounting bracket for positioning at an angle of 45° to the surface; for retractable screws (screws not included). Package of 10 pieces: We recommend using 1 bracket for every module.	1



# TONDO LUMINOUS PROFILE

## TYPE

Extruded aluminum profile complete with screen and high efficiency LED strip: optimal replacement of T5 tubes.

## CHARACTERISTICS

Supplied on a customized project base, complete with input and output M / F wiring. The profile is produced with included 12V or 24V strip; light colour selectable among those of the DURASTRIP PRO. Performance: 16W / m; 1440lm / m.

## MATERIAL


Extruded aluminum finned body for optimal heat dissipation; polycarbonate cover.

## INSTALLATIONS

Specially structured for the typical retail shelves.

## NB

Contact the sales force for MOQ and light colour customizations.

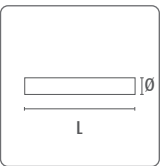


PRO	Ra>90		50000h L70	IP20	-25° +35°C		G5/h24	
-----	-------	--	---------------	------	---------------	--	--------	--

## CODES' STRUCTURE

art.	Profile length in cm
04U2414300100	= (1 meter)
04U2414400060	= (60 cm)


Those in the table are examples of how to compose the code.  
Code 04U= Tondo profile; 24= Volt; 14=watt; 30=colour of the light;  
the last 4 digit specify the desired length in centimeters (0100=1 meter);  
max length 2,4 mt. Cutting distance: every 10cm.












**200**  
PRAP-U



**201**  
PRIN-U



**202**  
PRAN-U



**206**  
PRAP



**207**  
PRIN



**208**  
PRAN



**210**  
PRDES0

# UNIVERSAL and ESSENTIALS PROFILES

# PROFILES

## Universal

### CHARACTERISTICS

Aluminium profiles for surface, recessed or suspension installation. They house both IP20 and IP68 strips up to 18 mm in width.

### CAN BE USED WITH LED STRIPS WITH A MAXIMUM WIDTH:

18 mm.

### MATERIALS

6063 Aluminium profile with a white PC screen.

### ACCESSORIES INCLUDED

Every 2 metre bar is complete with 1 set of end caps (with and without holes) and 1 set of mounting clips.

### OPTIONAL ACCESSORIES

Screen with spot, flood or asymmetrical effect.  
Adjustable brackets and suspension cables for the corner version.

Universal profiles can be produced on request with a white finish.

Universal profiles are the most practical and versatile solutions to house LED strips up to 18 mm in width in the most common installations: surface, recessed and corner. Equipped with a compartment to accommodate cables they make allow for easier and 'cleaner' installations.

The corner version is very versatile: thanks to two very small brackets it can become a surprising suspended profile with a very thin blade of light!



plus

**SURFACE**



**RECESSED**



**CORNER**



**LENS 120° - STANDARD**



**LENS 30°**



**LENS 60°**



**ASYMMETRIC LENS**



## SURFACE PROFILES: PRAP-U

### CHARACTERISTICS

Aluminium profile for surface installation. It houses both IP20 and IP68 strips up to 18 mm in width. Equipped with a compartment to accommodate cables.

### CAN BE USED WITH LED STRIPS WITH A MAXIMUM WIDTH:

18 mm.

### MATERIALS

6063 Aluminium profile with a white PC screen.

### ACCESSORIES INCLUDED

Every 2 metre bar is complete with 1 set of end caps (with and without holes) and 1 set of mounting clips.

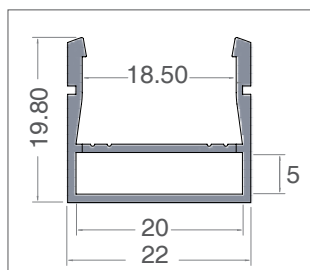
### MOUNTING

Surface. Equipped with a compartment to pass cables through.

### PACKAGE

Supplied in packages of 5 bars, each one measuring 2 meters, complete with screen and accessories. Replacement accessories available with a separate code.

Screens with different beam openings, spot, flood and asymmetrical available to replace the standard screen the profile is equipped with.



The universal profile has a compartment to pass cables through.





Cutting Universal and Essential profiles to size\*:

fixed cost of piece work

VA03

\* Includes mounting accessories.

Art.	Description	L1	H	L	 8011905	
<b>PRAP-U</b>	profile complete with PC screen and accessories	22	19,8	2000	933036	1/5



Art.	Description	 8011905	
<b>OR-DEV</b>	Set of Steel Supports For Profiles	844004	1



Art.	Description	 8011905	
<b>KTORDEV-U</b>	Set of Aluminium Mounting Heads For PRAP-U Profiles.	931728	1



art	Descrizione	 8011905	
<b>KTPRAP-UEC</b>	5 + 5 silver colour end caps	913748	1
<b>KTPRU-CL</b>	5 sets of clips for PRAP-U + PRIN-U	933111	1

# RECESSED PROFILES: PRIN-U

## CHARACTERISTICS

Aluminium profile for recessed installation. Houses both IP20 and IP68 strips up to 18 mm in width. Equipped with a compartment to accommodate cables.

## CAN BE USED WITH LED STRIPS WITH A MAXIMUM WIDTH:

18 mm.

## MATERIALS

6063 Aluminium profile with a white PC screen.

## ACCESSORIES INCLUDED

Every 2 metre bar is complete with 1 set of end caps (with and without holes) and 1 set of mounting clips.

## MOUNTING

Recessed. Equipped with a compartment to pass cables through.

## PACKAGE

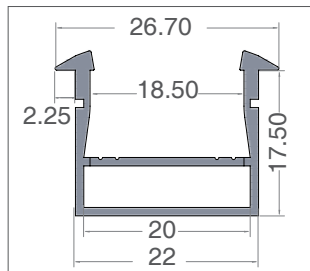
Supplied in packages of 5 bars, each one measuring 2 meters, complete with screen and accessories. Replacement accessories available with a separate code. Screens with different beam openings, spot, flood and asymmetrical available to replace the standard screen it is equipped with.

Cutting Universal and Essential profiles to size\*:

fixed cost of piece work

VA03

\* Includes mounting accessories.



art	Description	L1	H	L	 8011905	
PRIN-U	profile complete with PC screen and accessories	26,70	22,30	2000	933043	1/5



art	Descrizione	 8011905	
KTPRIN-UEC	5 + 5 silver colour end caps	933104	1
KTPRU-CL	5 sets of clips for PRAP-U + PRIN-U	933111	1



# PRAN-U CORNER PROFILE

## CHARACTERISTICS

Aluminium profile for surface or suspension installation with special brackets and cables. Houses both IP20 and IP68 strips up to 18 mm in width. Equipped with a compartment to accommodate cables.

**CAN BE USED WITH LED STRIPS WITH A MAXIMUM WIDTH:**

18 mm.

## MATERIALS

6063 Aluminium profile with a white PC screen.

## ACCESSORIES INCLUDED

Every 2 metre bar is complete with 1 set of end caps (with and without holes) and 1 set of mounting clips.

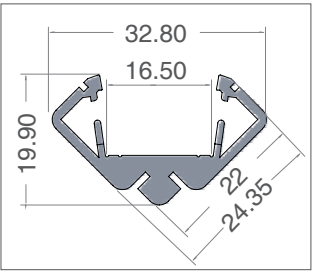
## MOUNTING

Surface. Equipped with a compartment to pass cables through.\*

## PACKAGE

Supplied in packages of 5 bars, each one measuring 2 meters, complete with screen and accessories. Replacement accessories available with a separate code.

Screens with different beam openings, spot, flood and asymmetrical available to replace the standard screen it is equipped with.



Cutting Universal and Essential profiles to size\*:

fixed cost of piece work

VA03

\* Includes mounting accessories.

\* This profile can be suspension mounted by using the steel slides and suspension cable kit that are available with a separate code. The slides can also act as blocks to join two adjacent profiles.

art	Description	L	8011905	
PRAN-U	profile complete with PC screen and accessories	2000	933029	1/5



art	Description	8011905	
KTLP-UEC	5 + 5 silver colour end caps	933098	1
KTLP-UCL	5 sets of metal clips	933081	1
KTLP-US	Set of 2 sliding brackets for fixing	913731	1
KTLP-SP	Kit de 4 pcs suspension cables (1.5 m)	834661	1

## ACCESSORIES FOR PRAP-U, PRIN-U, PRAN-U

LENS 120° - STANDARD



LENS 30°





LENS 60°



ASYMMETRIC LENS



Art.	Description	L		
<b>PRU-LENS</b>	replacement lenses for universal profiles 120°	2000	933050	1/5
<b>PRULENS30</b>	optional SPOT lens for universal profiles	2000	933067	1/5
<b>PRULENS60</b>	optional FLOOD lens for universal profiles	2000	933074	1/5
<b>PRULENSASYM</b>	optional ASYMMETRICAL lens for universal profiles	2000	933128	1/5

The universal profile can house strips up to 18 mm in width.  
To house IP65 or IP68 strips the connectors remain outside the profile.

IP68



IP65  
HIVOLT



IP68  
RGB  
RGBW



# PROFILES

## Essentials

### CHARACTERISTICS

Aluminium profiles for surface, recessed or suspension installation.

### MATERIALS

6063 Aluminium profile with a white PC screen.

### ACCESSORIES

Clips and end caps are Included in the packaging.

Essentials profiles are easy to use, best seller profiles. Profiles of compact dimensions but able to house IP20 or IP68 strips (IP68 connectors remain out of the profile), for surface mounted, recessed or corner installation with the great advantage of having absolutely competitive costs and minimum dimensions.

PREDESO is also part of this range: a profile that immediately becomes a fixture with different installation methods. In the suspended version PREDESO offers not only direct lighting but also the possibility of indirect lighting.



plus

**SURFACE**

PRAP20-2MK  
PRAP68-2MK



**RECESSED**

PRIN20-2MK  
PRIN68-2MK



**CORNER**

PRAN20-2MK  
PRAN68-2MK



**SUSPENSION**

PRDESO



## SURFACE PROFILES: PRAP

### CHARACTERISTICS

Aluminium profile for surface mounting installations. Aluminium profiles allow for a more stable installation, in case of linear installations.

Recommended for indoor and outdoor (protected) applications and for high power strips in order to better heat dissipation.

### CAN BE USED WITH LED STRIPS WITH A MAXIMUM WIDTH:

12 mm (PRAP20) and 15 mm (PRAP68).

### MAXIMUM POWER

20W/m 20 Series

25W/m 68 Series

### MATERIALS

6063 Aluminium profile with a white PC screen.

### ACCESSORIES


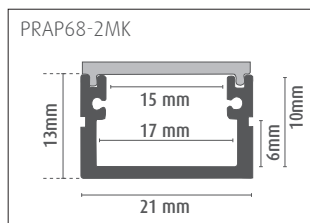
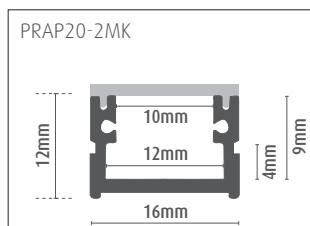
Every 2 metre bar is complete with 2 sets of end caps (with or without holes) and 2 sets of mounting clips.

### MOUNTING

Recessed.

### PACKAGE

Supplied in packages of 5 bars of 2 meters complete with screen and accessories.



### IP68/IP65



IP65 or IP68 strips the connectors rest outside the profile.

Cutting Universal and Essential profiles to size\*:

fixed cost of piece work

VA03

\* Includes mounting accessories.

art	Description	L1	H	L	8011905	
NEW PRAP20-2MK	profile complete with PC screen + accessories	16	12	2000	951405	1/5
NEW PRAP68-2MK	profile complete with PC screen + accessories	21	13	2000	951412	1/5



Kit caps and clips for surface mounting

art	Description	8011905	
KTPRAP20	10 clips, 5 end caps without hole + 5 end caps with hole for the cable.	834821	1
KTPRAP68	10 clips, 5 end caps without hole + 5 end caps with hole for the cable.	834791	1

## ADJUSTABLE SUPPORTS FOR PRAP68-2MK PROFILE



art	Description	8011905	
OR-DEV	SET OF TWO STEEL ADJUSTABLE SUPPORTS	844004	1



art	Description	8011905	
OR-DEVKT68	SET OF TWO ALUMINIUM BRACKETS FOR PRAP68-2M PROFILES.	844028	1

# RECESSED PROFILES: PRIN

## CHARACTERISTICS

Extruded aluminium profile for recessed installation. Aluminium profiles allow for a more stable installation, in case of linear installations.  
Recommended for indoor and outdoor (protected) applications and for high power strips in order to better heat dissipation.

## CAN BE USED WITH LED STRIPS WITH A MAXIMUM WIDTH:

13 mm (PRIN20) and 15 mm (PRIN68).

## MAXIMUM POWER

20W/m 20 Series

25W/m 68 Series

## MATERIALS

6063 Aluminium profile with a white PC screen.

## ACCESSORIES

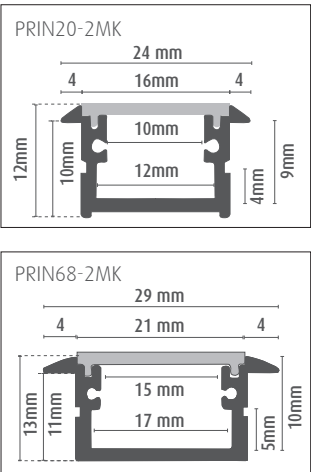
Every 2 metre bar is complete with 2 sets of end caps (with or without holes) and 2 sets of mounting clips.

## MOUNTING

Recessed.

## PACKAGE

Supplied in packages of 5 bars of 2 meters complete with screen and accessories.



## IP68/IP65





IP65 or IP68 strips the connectors rest outside the profile.

Cutting Universal and Essential profiles to size\*:

fixed cost of piece work



VA03

\* Includes mounting accessories.

art	Description	L1	H	L	 8011905 
<b>NEW PRIN20-2MK</b>	profile complete with PC screen + accessories	24	12	2000	951429 1/5
<b>NEW PRIN68-2MK</b>	profile complete with PC screen + accessories	29	13	2000	951436 1/5

Kit caps and clips for recessed mounting



art	Description	 8011905 
<b>KTPRIN20</b>	10 clips, 5 end caps without hole + 5 end caps with hole for the cable.	834838 1
<b>KTPRIN68</b>	10 clips, 5 end caps without hole + 5 end caps with hole for the cable.	834807 1

# CORNER PROFILE: PRAN

## CHARACTERISTICS

Aluminium profile for corner surface installation. Aluminium profiles allow for a more stable installation, in case of linear installations. Recommended for indoor and outdoor (protected) applications and for high power strips in order to better heat dissipation.

## CAN BE USED WITH LED STRIPS WITH A MAXIMUM WIDTH:

10 mm (PRAN20) and 14 mm (PRAN68).

## MAXIMUM POWER

20W/m 20 Series

25W/m 68 Series

## MATERIALS

6063 Aluminium profile with a white PC screen.

## ACCESSORIES

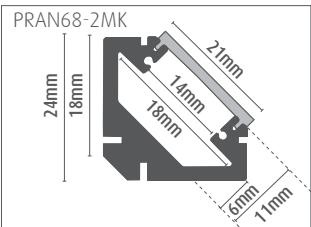
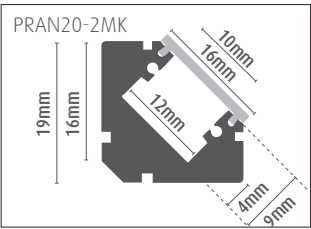
Every 2 metre bar is complete with 2 sets of end caps (with or without holes) and 2 sets of mounting clips.

## MOUNTING

Surface.

## PACKAGE

Supplied in packages of 5 bars of 2 meters complete with screen and accessories.



Cutting Universal and Essential profiles to size\*:

fixed cost of piece work



VA03

\* Includes mounting accessories.

art	Description	L	 8011905	
<b>NEW PRAN20-2MK</b>	profile complete with PC screen + accessories	2000	951382	1/5
<b>NEW PRAN68-2MK</b>	profile complete with PC screen + accessories	2000	951399	1/5

Kit caps and clips for mounting angle 45°



art	Description	 8011905	
<b>KTPRAN20</b>	10 clips, 5 end caps without hole + 5 end caps with hole for the cable.	834845	1
<b>KTPRAN68</b>	10 clips, 5 end caps without hole + 5 end caps with hole for the cable.	834814	1





## DOUBLE EMISSION ARCHITECTURAL PROFILE

### TYPE

Linear architectural profile configurable in direct, indirect emission or both, for high levels of light emission.

### CHARACTERISTICS

The direct emission is configurable with the use of 1 to 4 strips; indirect emission foresees two strips. Compartment inside the profile suitable for the insertion of the power supply and dimmer. Possibility of on/off switching and dimming separate for direct and indirect lighting.

### INSTALLATION

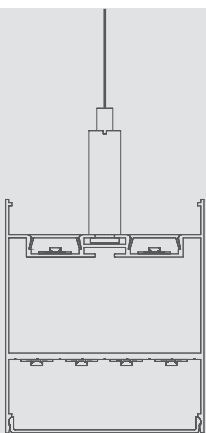

Mounting on ceiling for unidirectional or suspended for unidirectional or double emission.

Cutting Project profiles to size\*:

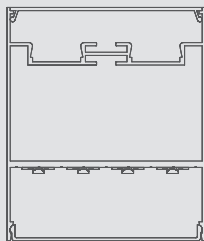
fixed cost of piece work

VA04

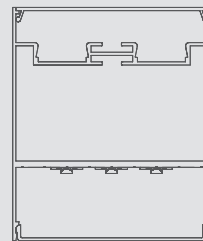
\* Includes mounting accessories.



SUSPENDED MOUNTING  
WITH TWO STRIPS  
FOR INDIRECT LIGHTING  
AND 4 FOR DIRECT LIGHT




CEILING MOUNTING  
WITH 4 STRIPS  
FOR DIRECT LIGHT




CEILING MOUNTING  
WITH 3 STRIPS  
FOR DIRECT LIGHT

### CEILING MOUNTING FOR UNIDIRECTIONAL EMISSION

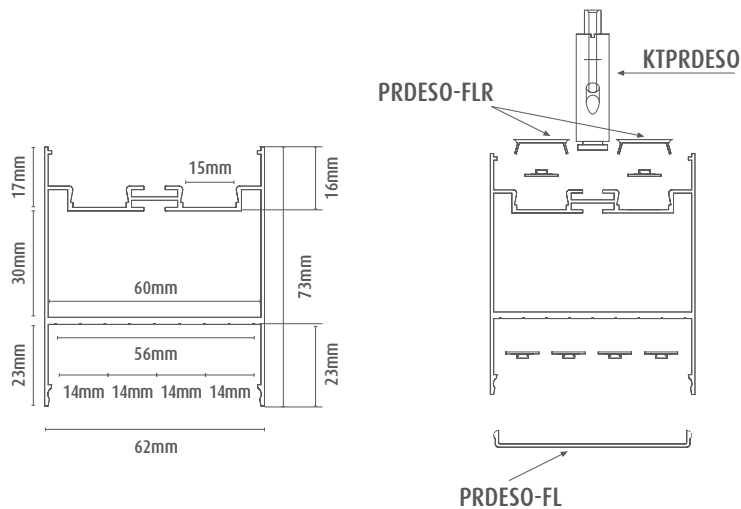


### SUSPENSION WITH DUAL EMISSION



IP20


art.	Description	L	80119058	
<b>PRDESO</b>	Double emission aluminium profile	1220	39970	1
<b>PRDESO-SL</b>	Rear support for surface mount	1220	39987	1
<b>PRDESO-FL</b>	Front screen in flat opal polycarbonate plate	1220	39994	1
<b>PRDESO-FLR</b>	Couple of opal polycarbonate rear screen	1220	40020	1
<b>KTPRDESO-FL</b>	Set of two side caps flat screen	-	40068	1
<b>KTPRDESO</b>	Suspension kit	-	40051	1



#### PRODUCT COMPOSITION

The aluminium profile is completed, depending on the application chosen, with screens (flat front and rear pair of screens for indirect emission), side closure caps and suspension kit. For ceiling mounting the rear support is required, code PRDESO-SL, on which the profile can be attached.





**228**  
SLIM SURFACE



**234**  
SURFACE




**246**  
FLEXIBLE



**252**  
ADJUSTABLE



**258**  
RECESSED



**268**  
RECESSED FLOOR



**274**  
PLASTER-IN



**286**  
SUSPENSION



**298**  
DECORATIVE WALL/  
FLOOR/STEP



**306**  
DECORATIVE MINILIGHT




**316**  
WARDROBE

# PROJECT PROFILES



page 270  
P04G



## ➤ Covers for light

It is often said that the only limit to using Led strips is the imagination. After having 'designed' them strips are then chosen according to the lighting function they have to perform, then they are positioned and installed according to the type of strip, materials, the architecture and application environment and last but not least, they must be protected so they last over time.



page 237  
P01B



page 304  
P08B



page 105  
DURANEONFLEX



These profiles allow for a professional installation often with innovative solutions where it would be difficult to install other types of fixtures. Our range provides an extensive choice of sizes in terms of depth of strip from the diffuser, width, fixing type, surface or recessed mounted, adjustable, flexible, trimless, suspension and inground walk-over or drive-over.





page 273  
PRINTC-G



## Decorative and functional lighting

There are various ways to highlight architectural elements: some are purely emotional, decorative and eye-catching while others play a functional role. Where it is possible to play with different lighting solutions simultaneously or selectively,

those lines of light designed with the idea of light brush strokes, become functional not only to light but also to create unexpected and unforgettable environments.



page 230  
**PRAPFLEX**



page 243  
**P04F**



page 241  
**P01C**



page 273  
PRINTC-G



page 281  
P05A



## ➤ A solution for every environment

It is important to have a series of tools to hand such as profiles that can meet the most demanding requirements and provide solutions for various installations: envelop a circular construction with light for example, suggest a greater depth of field than what is actually present and illuminate a splendid vaulted ceiling from a limited thickness.





page 202  
PRAN-U


page 206  
PRAP20-2MK

It is true that lines of light have revolutionised lighting and it is thanks to profiles and certain processes applied to them that those lines of light have been inserted into various contexts which are at times extremely difficult and at the limit of technological challenges.



# PROJECT PROFILES


## SLIM SURFACE PROFILES



**230**  
P01A



**231**  
P02A



**232**  
P03A



**233**  
P04A

## SURFACE PROFILES



**237**  
P01B



**238**  
P02B



**239**  
P03B



**240**  
P04B



**241**  
P01C



**242**  
P03F



**243**  
P04F



**244**  
P01G



**245**  
P01F

## FLEXIBLE SURFACE PROFILES



**248**  
P02I



**249**  
PRAPFLEX



**250**  
PRAPFLEXVERT

## ADJUSTABLE PROFILES



**254**  
P02C



**255**  
P03C



**256**  
P04C

## RECESSED PROFILES



**261**  
P02H



**262**  
P03H




**263**  
P04H



**264**  
P05H



**265**  
P08D



**266**  
P07B

## RECESSED FLOOR PROFILES



**270**  
P04G



**271**  
P05G



**272**  
P06G



**273**  
PRINTC-G



**274**  
P03E

## PLASTER-IN RECESSED PROFILES



**279**  
PRINCG



**280**  
PRINCG-P



**281**  
P05A



**282**  
P05B



**283**  
P05D



**284**  
P02E



**285**  
P02F

## SUSPENSION PROFILES




**290**  
PRDESO



**292**  
P07A



**293**  
P01L



**294**  
P09B



**295**  
P05E



**296**  
P06H



**297**  
P07H

## DECORATIVE WALL/FLOOR/STEP PROFILES



**300**  
P06A



**301**  
P06B



**302**  
P05I



**303**  
P04I



**304**  
P08B

## DECORATIVE MINILIGHT PROFILES



**309**  
P01I



**310**  
P03D



**311**  
P01D



**312**  
P02D



**313**  
P01H



**314**  
P01E

## WARDROBE PROFILES



**318**  
P02G



**319**  
P03G



**320**  
P04D

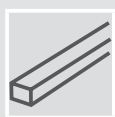
## Lighting **PROFILES**

Extruded profiles specifically designed to ensure the best possible protection for LED strips, improve heat dissipation, ensure they remain permanently and securely in various environments and to facilitate installation and maintenance.

This range of profiles for architectural lighting is composed of products complete with accessories necessary for their installation.







ALUMINIUM  
PROFILES



PMMA  
PROFILE

## PROFILES

**ALUMINIUM 6063** = Aluminium-Magnesium-Silicon alloy ideal for even complex profile extrusion given its exceptional mechanical characteristics.

The excellent degree of finish is coupled with high resistance to atmospheric corrosion and good resistance to marine corrosion.

Density: 2.70 kg/dm<sup>3</sup>

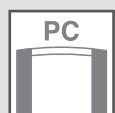
Melting temperature: 600 °C

Thermal conductivity at 20 °C: 1,72W/cm°K

**PMMA** = Extruded polymethylmethacrylate. Excellent aesthetic qualities, excellent planar capacity and thermoformability, optical purity, anti-yellowing and glueable. Used to cover profiles that for location and exposure to the elements must protect the LED strips: sealing the ends IP68 is obtained. Depending on the type of profile IK10 resistance is obtained. Consider a reduction on light emission of the strip of 15%.



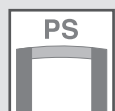
Absence of longitudinal torsion on the profile  
Perfect mechanical quality on the length



PC  
SCREEN



PMMA  
SCREEN



PS  
SCREEN

## SCREENS

**PC**= White polycarbonate. Used to cover all profiles that do not need to have any particular resistance to crushing.

Consider a reduction on light emission of the strip of 10%.

**PMMA** = Extruded polymethylmethacrylate. Excellent aesthetic qualities, excellent planar capacity and thermoformability, optical purity, anti-yellowing and glueable. Used to cover profiles that for location and exposure to the elements must protect the LED strips: sealing the ends IP68 is obtained. Depending on the type of profile IK10 resistance is obtained. Consider a reduction on light emission of the strip of 15%.

**PS**= Polystyrene. Good mechanical properties, resistant to a variety of aqueous chemical agents. Very good electrical and thermal insulator and is it practically anhygroscopic.



CLIP



SUSPENSION  
CABLE



END CAPS



ADJUSTABLE  
BRACKET

## ACCESSORIES

Depending on requirements the clips supplied are made of plastic or stainless steel. Depending on requirements the end caps supplied are also made of plastic or stainless steel.

### ACCESSORIES INCLUDED

Usually the end caps are supplied in pairs, one with a hole to allow the cable to pass through and one with a closed end. Unless otherwise indicated. In every pack there are a pair of end caps for every metre of profile: a 2 m profile will have 2 sets of end caps and 2 sets of clips (if they are part of the product); a 3 m profile will have 3 sets of end caps and 3 sets of accessories.



# PROFILES

## HOW ARE THEY INSTALLED?

01



### FLEXIBLE AND CORNER SURFACE PROFILES


Aluminium profiles can be attached to surfaces in two ways: drilling holes in them and screwing them directly to the surface or by using the clips supplied. When using the clips 2 clips for every metre of profile (supplied) should be used. If it necessary to cut the profile into smaller segments order the accessories separately.



02

### PLASTER-IN PROFILES

To install plaster-in profiles check the size of any channels on the drawings. All plaster-in profiles can be installed flush with the surface to ensure the 'hidden' effect of the installation.



03

### SUSPENSION PROFILES

Suspension profiles are all equipped with a pair of adjustable suspension cables for every metre of profile. The cable is installed directly on the profile (1) or using a special bracket (2).



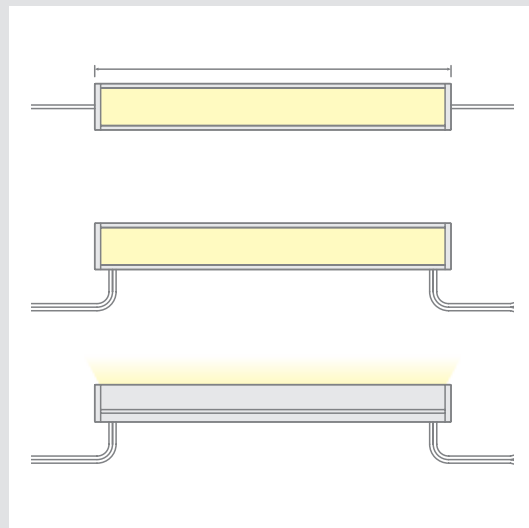
## CABLING

01

### CONNECTIONS

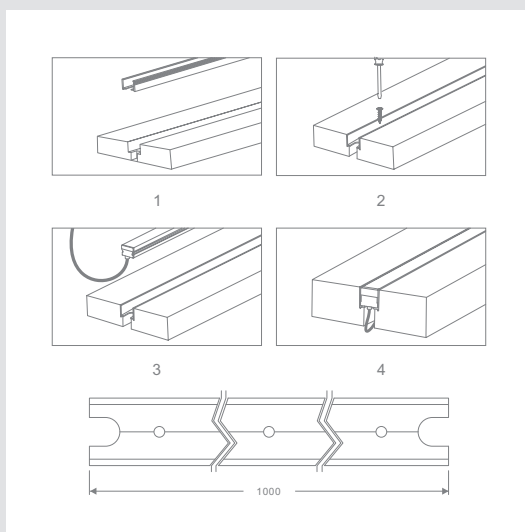
The majority of profiles are equipped with end caps, usually 1 with a hole to allow the cable to pass through and one with a closed end.

Depending on the size of the profile and the type of installation it is possible to pass the cable through the end or the side.



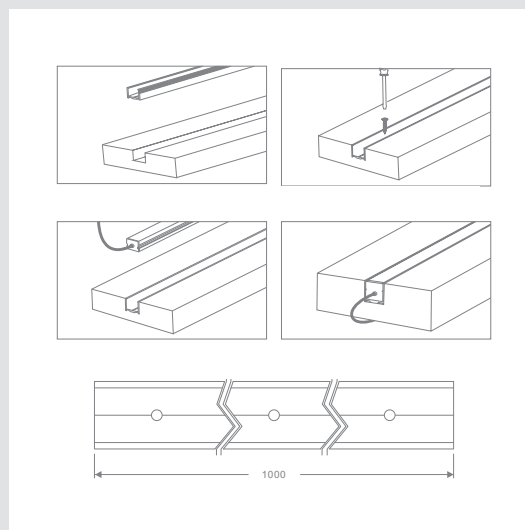
02

Preparing the end of the profile with a cable passing through the end



03

Preparing the end of the profile with the cable exiting the side through the end cap



# PROFILES

project

## IP RATING

01

### IP20, IP65 OR IP67?


All profiles have an IP20 rating. The simple end cap closing mechanism does not make it possible to achieve higher IP protection unless the strip positioned inside is itself protected from dust and water. If the ends of the profiles are resinated and the strip is equipped with sufficient cabling then the profile can be used as IP65 (protected from low pressure water jets) or IP67 (protected from brief immersion in water).



02

### IP65: SEALING ON SITE

Profiles made of extruded PMMA, whether they have an IP20 LED strip or not can be made watertight. Sealing them with silicone profiles containing LED strip can be made watertight.

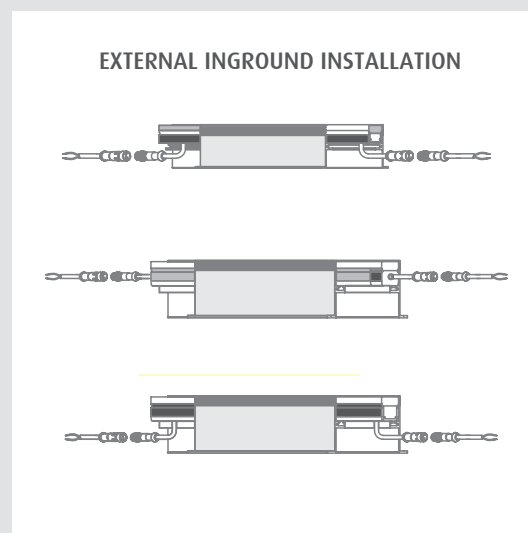


03

### IP68: MAKING TO ORDER IN THE FACTORY CUSTOM MADE PROJECTS

In the event of significantly sized projects it is possible to request the profiles are sealed to obtain IP68.

All strips selected will be connected with a cable equipped with an IP68 jack and all profiles of the requested size will be sealed to obtain IP68 protection.



## SUMMARY TABLE

### PROFILE DIMENSIONS AND MAXIMUM WIDTH OF STRIPS TO BE USED

article	Page	IP	max strip mm	L1	H	L	use
P01A-S-PF-200	230	IP20	8	11,5	6	2000	surface/recessed
P02A-S-PF-200	231	IP20	8	10	10	2000	
P03A-S-PF-200	232	IP20	6	9	15,7	2000	
P04A-S-PF-200	233	IP20	10	14,5	15,7	2000	
P01B-S-PF-300	237	IP20	12	17,5	8	3000	
P02B-S-PF-300	238	IP20	12	17,5	13	3000	
P03B-S-PF-300	239	IP20	15	19,5	15,7	3000	
P04B-S-PF-300	240	IP20	20	26,6	15,5	3000	
P01C-S-PF-300	241	IP20	10	16	11,78	3000	
P03F-S-PF-300	242	IP20	12	28,85	19	3000	
P04F-S-PF-300	243	IP20	16	46	18	3000	
P01G-S-PF-200	244	IP20	6	12,4	12,4	2000	
P01F-S-PF-200	245	IP20	8	10	10	2000	
P02I-S-PF-2000	248	IP20	10	12	20,3	20000	
PRAPFLEX	249	IP20	12	18	11,5	5000/20000	
PRAPFLEX20-VERT	250	IP20	11	10	18,5	20000	
P02C-S-PF-300	254	IP20	14	19,5	20,5	3000	
P03C-S-PF-300	255	IP20	14	19,5	23,5	3000	
P04C-S-PF-300	256	IP20	14	19	23,7	3000	
P02H-S-PF-300	261	IP20	12	24,6	8,28	3000	
P03H-S-PF-300	262	IP20	10	21,60	15,2	3000	
P04H-S-PF-300	262	IP20	16	30	15,7	3000	
P05H-S-PF-300	264	IP20	20	33	15,5	3000	
P08D-S-PF-300	265	IP20	34	62,5	50,5	3000	
P07B-S-PF-300	266	IP20	12	52	13,85	3000	
P04G-S-PF-300	270	IP67	9,5	36,4	35	3000	
P05G-S-PF-300	271	IP67	13	40,9	44	3000	
P06G-S-PF-300	272	IP67	17	55,6	63,7	3000	
PRINTC-G	273	IP67	13	24,7	20,7	1000	plaster-in profiles
P03E-S-PF-300	274	IP67	9	20,2	16,2	3000	
PRINCG	279	IP20	20	64	15,5	2000	
PRINCG-P	280	IP20	20	64	15,5	2000	
P05A-S-PF-300	281	IP20	10	35,2	14,5	3000	
P05B-S-PF-300	282	IP20	10	58,5	15	3000	
P05D-S-PF-300	283	IP20	14	42	20	3000	
P02E-S-PF-300	284	IP20	10	40	40	3000	decorative suspension profiles
P02F-S-PF-300	285	IP20	10	41,7	41,7	3000	
PRDESO	290	IP20		62	73	1220	
P07A-S-PF-300	292	IP20	40	50	60	3000	
P01L-S-PF-300	293	IP20	35	46	50,5	3000	
P09B-S-PF-300	294	IP20	40	50	56	3000	
P05E-S-PF-300	295	IP20	30	35	60	3000	
P06H-S-PF-300	296	IP20	30	Ø 60		3000	decorative profiles
P07H-S-PF-300	297	IP20	55	Ø 100		3000	
P06A-S-PF-300	300	IP20	23	88	27,8	3000	
P06B-S-PF-300	301	IP20	8	65	29	3000	
P05I-S-PF-300	302	IP20	10	17,5	70	3000	
P04I-S-PF-300	303	IP20	10	23,5	40,5	3000	
P08B-S-PF-300	304	IP20	12	50,6	20,4	3000	
P01I-S-PF-300	309	IP20	6	12,2	16,2	3000	decorative profiles minilight
P03D-S-PF-300	310	IP20	12	Ø 25,5		3000	
P01D-S-PF-200	311	IP20	6	Ø 15,8		2000	
P02D-S-PF-300	312	IP20	10	Ø 15,8		3000	wardrobe profiles
P01H-S-PF-200	313	IP20	10	12	12	2000	
P01E-S-PF-100	314	IP20	10	12	3,5	1000	
P02G-S-PF-300	318	IP20	10	14,5	28	3000	
P03G-S-PF-300	319	IP20	8	14,5	28	3000	
P04D-S-PF-300	320	IP20	12	Ø 30		3000	

# PROFILES

## Slim Surface

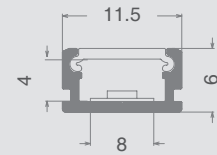
Slim profiles create extremely thin and surprising lines of light. They were designed to 'wear' new DURASTRIP EXTRANARROW - 5 mm width for white light and 6 mm for the RGB version- and provide hitherto unimagined solutions.

Also available with versions with increased depth: allowing for excellent light uniformity even when using strips with large LED spacing.



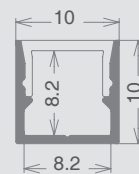
# project

01



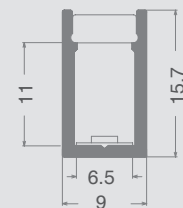
P01A

02



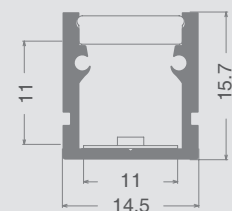
P02A

03



P03A

04



P04A



# SLIM PROFILES: P01A

## CHARACTERISTICS

Compact profile for surface or flush recessed installation.

## CAN BE USED WITH LED STRIPS WITH MAXIMUM WIDTH:

8 mm.

## MAXIMUM POWER

10W/m

## MATERIALS

6063 aluminium profile with white polycarbonate screen.

## ACCESSORIES INCLUDED

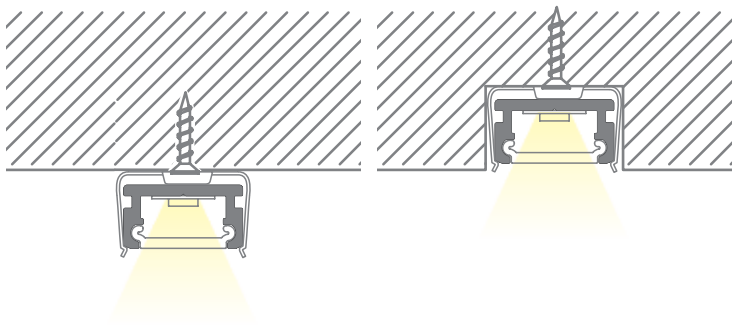
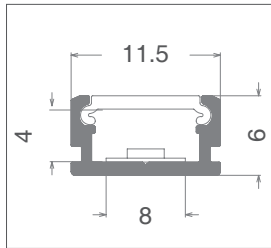
Every 2 metre bar is complete with 2 sets of end caps (with and without hole) and 2 sets of mounting clips.

## INSTALLATION

Surface or recessed with suitable clips. Cabling can be in line with the profile, at the bottom or on the side.

## PACKAGE

Supplied in packages of 5 bars, each one measuring 2 meters complete with screen and accessories. Spare accessories for additional cutting available with a separate code.



Cutting Project profiles to size\*:

fixed cost of piece work

VA04

\* Includes mounting accessories.

IP20

art	Description	L1	H	L	8011905	
<b>P01A-S-PF-200</b>	profile complete with PC screen and accessories	11,5	6	2000	912192	1 / 5

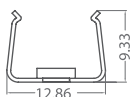
MAX  
8mm



art	Description	8011905	
<b>P01A-A-EC</b>	2+2 PC silver colour end caps	912208	1



art	Description	8011905	
<b>P01A-A-MC</b>	4 metal mounting clips	912215	1



# SLIM SURFACE PROFILES: P02A

## CHARACTERISTICS

Compact profile for surface or flush recessed installation.

## CAN BE USED WITH LED STRIPS WITH MAXIMUM WIDTH:

8 mm

## MAXIMUM POWER

10W/m

## MATERIALS

6063 aluminium profile with white polycarbonate screen.

## ACCESSORIES INCLUDED

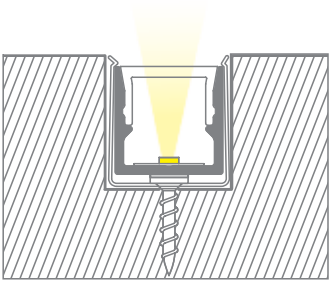
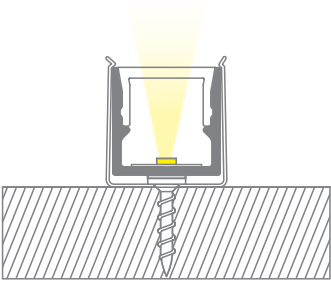
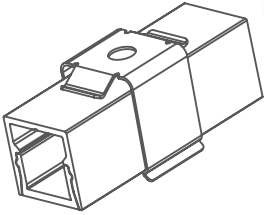
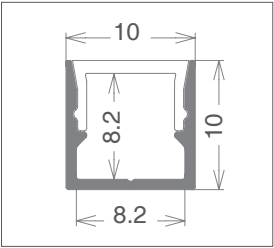
Every 2 metre bar is complete with 2 sets of end caps (with and without hole) and 2 sets of mounting clips.

## INSTALLATION

Surface or recessed with suitable clips. Cabling can be in line with the profile, at the bottom or on the side.

## PACKAGE

Supplied in packages of 5 bars, each one measuring 2 meters complete with screen and accessories. Spare accessories for additional cutting available with a separate code.



Cutting Project profiles to size\*:

fixed cost of piece work

VA04

\* Includes mounting accessories.

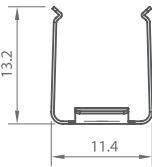
IP20

art	Description	L1	H	L	8011905	
<b>P02A-S-PF-200</b>	profile complete with PC screen and accessories	10	10	2000	912161	1 / 5

MAX  
8mm



art	Description	8011905	
<b>P02A-A-EC</b>	2+2 PC silver colour end caps	912178	1



art	Description	8011905	
<b>P02A-A-MC</b>	4 metal mounting clips	912185	1

## SLIM SURFACE PROFILES: P03A

### CHARACTERISTICS

Compact profile for surface installation

### CAN BE USED WITH LED STRIPS WITH MAXIMUM WIDTH:

6 mm.

### MAXIMUM POWER:

10W/m

### MATERIALS

6063 aluminium profile with white polycarbonate screen.

### ACCESSORIES INCLUDED

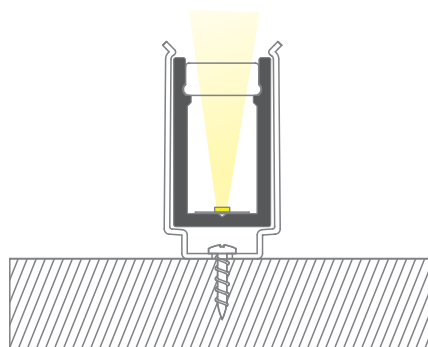
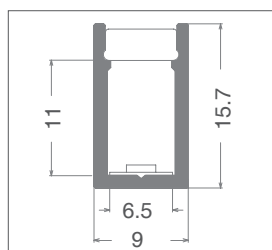
Every 2 metre bar is complete with 2 sets of end caps (with and without hole) and 2 sets of mounting clips.

### INSTALLATION

Surface or recessed with suitable clips. Cabling can be in line with the profile, at the bottom or on the side.

### PACKAGE

Supplied in packages of 5 bars, each one measuring 2 meters complete with screen and accessories. Spare accessories for additional cutting available with a separate code.



Cutting Project profiles to size\*:

fixed cost of piece work

VA04

\* Includes mounting accessories.

IP20

IK10

art	Description	L1	H	L	8011905	
<b>P03A-S-PF-200</b>	profile complete with PC screen and accessories	9	15,7	2000	912130	1 / 5

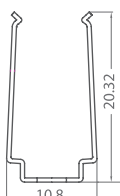
MAX  
6mm



art	Description	8011905	
<b>P03A-A-EC</b>	2+2 PC silver colour end caps	912147	1



art	Description	8011905	
<b>P03A-A-MC</b>	4 metal mounting clips	912154	1



# SLIM PROFILES: P04A

## CHARACTERISTICS

Compact profile for surface installation.

## CAN BE USED WITH LED STRIPS WITH MAXIMUM WIDTH:

10 mm.

## MAXIMUM POWER

15W/m

## MATERIALS

6063 aluminium profile with white polycarbonate screen.

## ACCESSORIES INCLUDED

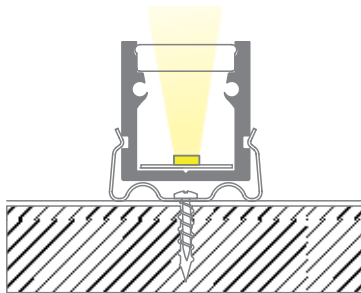
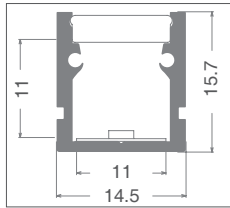
Every 2 metre bar is complete with 2 sets of end caps (with and without hole) and 2 sets of mounting clips.

## INSTALLATION

Surface with suitable clips. Cabling can be in line with the profile, at the bottom or on the side.

## PACKAGE

Supplied in packages of 5 bars, each one measuring 2 meters complete with screen and accessories. Spare accessories for additional cutting available with a separate code.



Cutting Project profiles to size\*:

fixed cost of piece work

VA04

\* Includes mounting accessories.

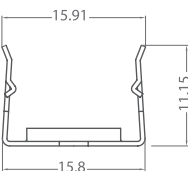
IP20

art	Description	L1	H	L	8011905	
<b>P04A-S-PF-200</b>	profile complete with PC screen and accessories	14,5	15,7	2000	912222	1 / 5

MAX  
10mm



art	Description	8011905	
<b>P04A-A-EC</b>	2+2 PC silver colour end caps	912239	1




art	Description	8011905	
<b>P04A-A-MC</b>	4 metal mounting clips	912246	1

# PROFILES

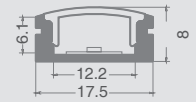
## Surface

From the extremely thin version suitable for installation in light panelling with the possibility of a 90° angle to the version with an asymmetrical lens and corner profiles: the choice depends on the type of support and the effect required. In the corner profiles there is a 'classic' version as well as a 'grooved' version: this creates a new corner surface between the two supporting walls: as well as acting as a compartment to pass cables through, the lateral borders finish the junction between the two perpendicular walls perfectly. Extremely decorative are the two extremely compact (10 mm each side) versions made entirely of PMMA: decorative elements that are extremely elegant and impressive.



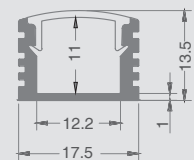
# project

01



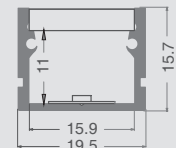
P01B

02



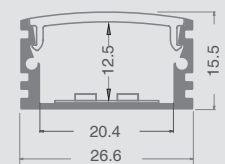
P02B

03



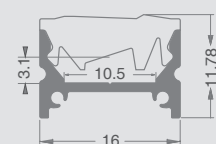
P03B

04



P04B

05



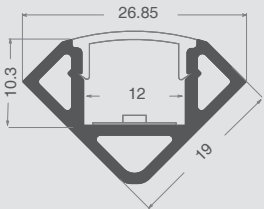
P01C

# PROFILES

project

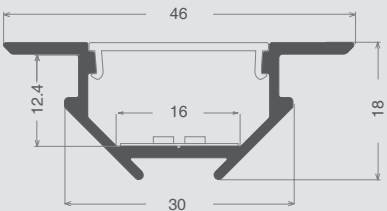
01

P03F



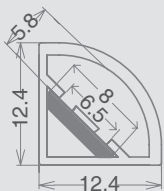
02

P04F



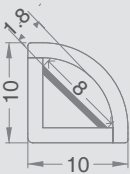
03

P01G



04

P01F





## SURFACE PROFILES: P01B

### CHARACTERISTICS

Profile for surface or recessed installation with limited width.  
Can be fitted with angle-joint accessory.

### CAN BE USED WITH LED STRIPS WITH MAXIMUM WIDTH:

12 mm.

### MAXIMUM POWER:

15W/m

### MATERIALS

6063 aluminium profile with white PMMA screen.

### ACCESSORIES INCLUDED

Every 3 metre bar is complete with 3 sets of end caps (with or without holes) and 3 sets of mounting clips.

### INSTALLATION

Surface or recessed. Cabling can be in line with the profile or exit the bottom of the profile.

### PACKAGE

Supplied in packages of 5 bars, each one measuring 3 meters complete with screen and accessories. Available with separate codes: junction bracket and 90° corner bracket as well as spare accessories.

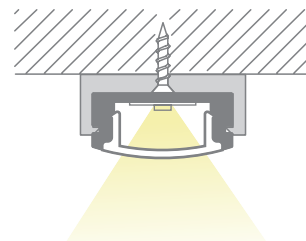
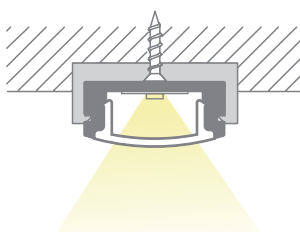
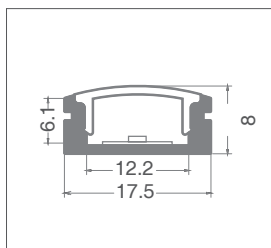
Cutting Project profiles to size\*:

fixed cost of piece work

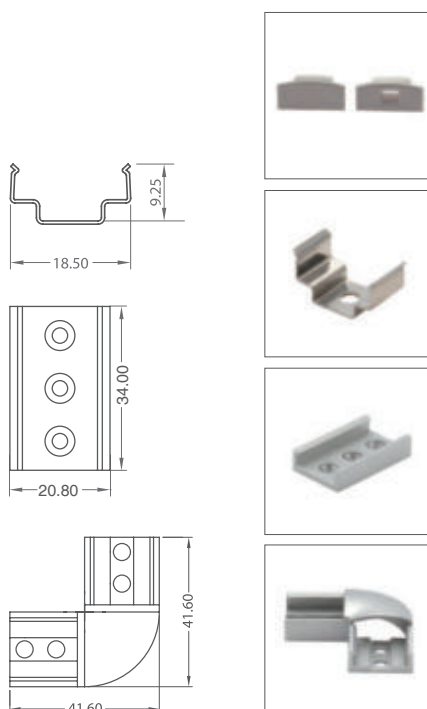
VA04

\* Includes mounting accessories.

IP20



art	Description	L1	H	L	8011905	
<b>P01B-S-PF-300</b>	profile complete with PMMA screen and accessories	17,5	8	3000	912253	1 / 5



art	Description	8011905	
<b>P01B-A-EC</b>	3 + 3 silver colour PC end caps	912260	1
art	Description	8011905	
<b>P01B-A-MC</b>	3 sets of metal clips	912277	1
art	Description	8011905	
<b>P01B-A-CP</b>	3 silver colour PC junction brackets	912284	1
art	Description	8011905	
<b>P01B-A-CP90</b>	3 silver colour 90° PC junction brackets	912291	1

# SURFACE PROFILES: P02B

## CHARACTERISTICS

Profile for surface or recessed installation with limited width.

## CAN BE USED WITH LED STRIPS WITH MAXIMUM WIDTH:

12 mm.

## MAXIMUM POWER:

20W/m

## MATERIALS

6063 aluminium profile with white PMMA screen.

## ACCESSORIES INCLUDED

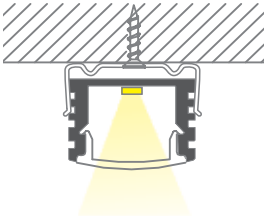
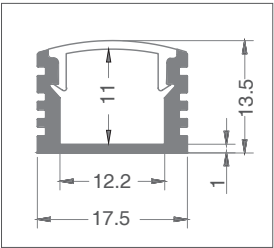
Every 3 metre bar is complete with 3 sets of end caps (with or without holes) and 3 sets of mounting clips.

## INSTALLATION

Surface or recessed. Cabling can be in line with the profile or exit the bottom of the profile.

## PACKAGE

Supplied in packages of 5 bars, each one measuring 3 meters complete with screen and accessories. Spare accessories available with separate code.



Cutting Project profiles to size\*:

fixed cost of piece work

VA04

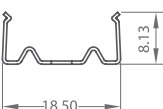
\* Includes mounting accessories.

IP20

art	Description	L1	H	L	8011905	
<b>P02B-S-PF-300</b>	profile complete with PMMA screen and accessories	17,5	13	3000	912307	1 / 5



art	Description	8011905	
<b>P02B-A-EC</b>	3+3 silver colour PC end caps	912314	1



art	Description	8011905	
<b>P02B-A-MC</b>	3 sets of metal clips	912321	1

# SURFACE PROFILES: P03B

## CHARACTERISTICS

Profile for surface or recessed installation with limited width.

## CAN BE USED WITH LED STRIPS WITH MAXIMUM WIDTH:

15 mm.

## MAXIMUM POWER:

25W/m

## MATERIALS

6063 aluminium profile with white PMMA screen.

## ACCESSORIES INCLUDED

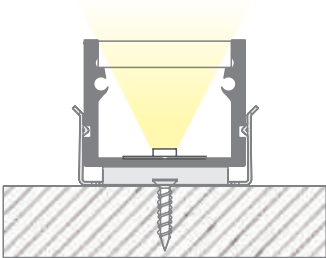
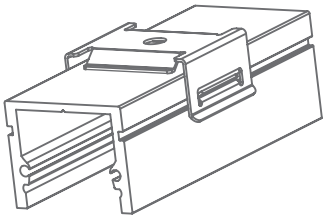
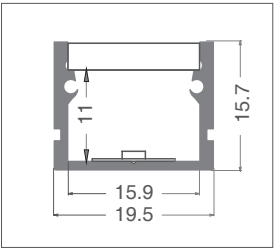
Every 3 metre bar is complete with 3 sets of end caps (with or without holes) and 3 sets of mounting clips.

## INSTALLATION

Surface or recessed. Cabling can be in line with the profile or exit the bottom of the profile.

## PACKAGE

Supplied in packages of 5 bars, each one measuring 3 meters complete with screen and accessories. Spare accessories available with separate code.



Cutting Project profiles to size\*:

fixed cost of piece work

VA04

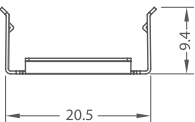
\* Includes mounting accessories.

IP20	IK10
------	------

art	Description	L1	H	L	8011905	
<b>P03B-S-PF-300</b>	profile complete with PMMA screen and accessories	19,5	15,7	3000	912338	1 / 5



art	Description	8011905	
<b>P03B-A-EC</b>	3+3 silver colour PC end caps	912345	1



art	Description	8011905	
<b>P03B-A-MC</b>	3 sets of metal clips	912352	1

# SURFACE PROFILES: P04B

## CHARACTERISTICS

Profile for surface or recessed installation with limited width.

## CAN BE USED WITH LED STRIPS WITH MAXIMUM WIDTH:

20 mm.

## MAXIMUM POWER:

30W/m

## MATERIALS

6063 aluminium profile with white PMMA screen.

## ACCESSORIES INCLUDED

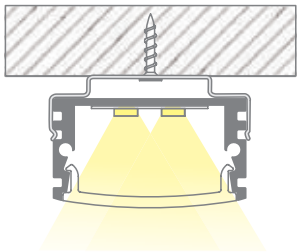
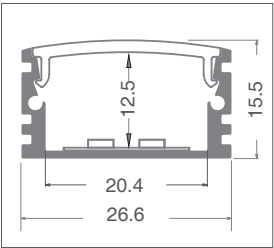
Every 3 metre bar is complete with 3 sets of end caps (with or without holes) and 3 sets of mounting clips.

## INSTALLATION

Surface or recessed. Cabling can be in line with the profile or exit the bottom of the profile or on the side.

## PACKAGE

Supplied in packages of 5 bars, each one measuring 3 meters complete with screen and accessories. Spare accessories available with separate code.



Cutting Project profiles to size\*:

fixed cost of piece work

VA04

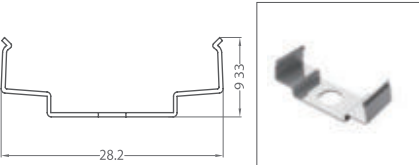
\* Includes mounting accessories.

IP20

art	L1	H	L	8011905	
P04B-S-PF-300	26,6	15,5	3000	912369	1 / 5



art	Description	8011905	
P04B-A-EC	3+3 metal end caps	912376	1



art	Description	8011905	
P04B-A-MC	3 sets of metal clips	912383	1

# SURFACE PROFILES: P01C

## CHARACTERISTICS

Profile for surface installation equipped with a transparent PMMA screen: the particular section of the extruded PMMA provides asymmetrical emission for a wall-washer effect from an horizontal installation.

**CAN BE USED WITH LED STRIPS WITH MAXIMUM WIDTH:**  
10 mm.

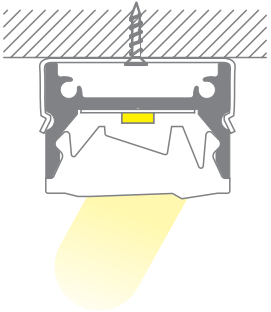
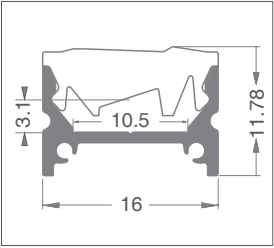
**MAXIMUM POWER:**  
15W/m

**MATERIALS**  
6063 aluminium profile with transparent PMMA screen.

**ACCESSORIES INCLUDED**  
Every 3 metre bar is complete with 3 sets of end caps (with or without holes) and 3 sets of mounting clips.

**INSTALLATION**  
Surface. Cabling can be in line with the profile or exit the bottom of the profile or on the side.

**PACKAGE**  
Supplied in packages of 5 bars, each one measuring 3 meters complete with screen and accessories. Spare accessories available with separate code.



Cutting Project profiles to size\*:

fixed cost of piece work

VA04

\* Includes mounting accessories.

IP20

art	L1	H	L	8011905	
P01C-S-PF-300	16	11,78	3000	912697	1 / 5

MAX  
10mm



art	Description	8011905	
P01C-A-EC	3+3 metal end caps	912703	1



art	Description	8011905	
P01C-A-MC	3 sets of metal clips	912710	1

# SURFACE PROFILES: P03F

## CHARACTERISTICS

Surface or recessed corner profile with edge protection finishing flaps to form pleasantly rounded relief.

## CAN BE USED WITH LED STRIPS WITH MAXIMUM WIDTH:

12 mm.

## MAXIMUM POWER:

25W/m

## MATERIALS

6063 aluminium profile with white PMMA screen.

## ACCESSORIES INCLUDED

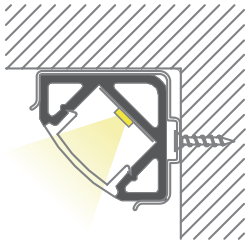
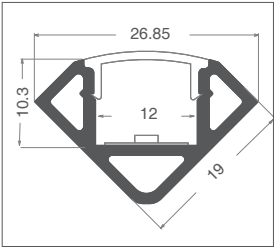
Every 3 metre bar is complete with 3 sets of end caps (with or without holes) and 3 sets of mounting clips.

## INSTALLATION

Recessed. Cabling can be in line with the profile or exit the bottom of the profile.

## PACKAGE

Supplied in packages of 5 bars, each one measuring 3 meters complete with screen and accessories. Spare accessories available with separate code.



Cutting Project profiles to size\*:

fixed cost of piece work

VA04

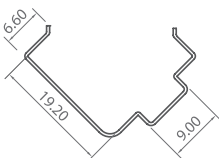
\* Includes mounting accessories.

IP20

art	Description	L1	H	L	8011905	
<b>P03F-S-PF-300</b>	complete with white PMMA screen	26,85	19	3000	912550	1 / 5



art	Description	8011905	
<b>P03F-A-EC</b>	3+3 silver colour PC end caps	912567	1



art	Description	8011905	
<b>P03F-A-MC</b>	3 sets of metal clips	912574	1

# SURFACE PROFILES: P04F

## CHARACTERISTICS

Profile for surface installation inside 90° angles: thanks to the edge protecting frame it produces a new luminous surface at 45° to the walls.

## CAN BE USED WITH LED STRIPS WITH MAXIMUM WIDTH:

16 mm.

## MAXIMUM POWER:

30W/m

## MATERIALS

6063 aluminium profile with white polycarbonate screen.

## ACCESSORIES INCLUDED

Every 3 metre bar is complete with 3 sets of end caps (with or without holes) and 3 sets of mounting clips.

## INSTALLATION

Recessed. Cabling can be in line with the profile or exit the bottom of the profile.

## PACKAGE

Supplied in packages of 5 bars, each one measuring 3 meters complete with screen and accessories. Spare accessories available with separate code.

Cutting Project profiles to size\*:

fixed cost of piece work

VA04

\* Includes mounting accessories.

IP20

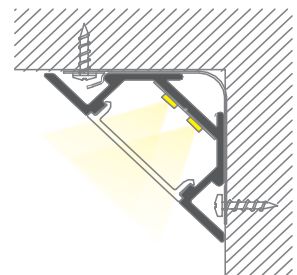
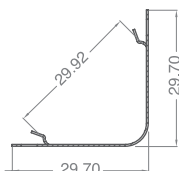
art	Description	L1	H	L	8011905	
<b>P04F-S-PF-300</b>	profile complete with PC screen and accessories	46	18	3000	912581	1 / 5



art	Description	8011905	
<b>P04F-A-EC</b>	3+3 silver colour PC end caps	912598	1



art	Description	8011905	
<b>P04F-A-MC</b>	3 sets of metal clips	912604	1





# SURFACE PROFILES: P01G

## CHARACTERISTICS

Surface corner profile in PMMA with internal aluminium guide to fix LED strips to. The compact size suggests it can be used in shop windows, display cases and on shelves.

## CAN BE USED WITH LED STRIPS WITH MAXIMUM WIDTH:

6 mm.

## MAXIMUM POWER:

10W/m

## MATERIALS

White PMMA profile; aluminium guide.

## ACCESSORIES INCLUDED


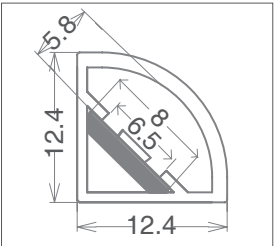
Every 2 metre bar is complete with 2 sets of end caps (with and without hole) and 2 sets of mounting clips.

## INSTALLATION

Surface. It is attached with clips. Cabling can be in line with the profile or exit the side of the profile.

## PACKAGE

Supplied in packages of 5 bars, each one measuring 2 meters complete with screen and accessories. Spare accessories for additional cutting available with a separate code.



Cutting Project profiles to size\*:

fixed cost of piece work

VA04

\* Includes mounting accessories.

IP20

art	Description	L1	H	L	8011905	
<b>P01G-S-PF-200</b>	corner profile complete with PMMA screen and accessories + guide	12,4	12,4	2000	912741	1 / 5

MAX  
6mm



art	Description	8011905	
<b>P01G-A-EC</b>	2+2 PC end caps	912758	1



art	Description	8011905	
<b>P01G-A-MC</b>	2 sets of metal clips (1 set for every metre is recommended)	912765	1

# SURFACE PROFILES: P01F

## CHARACTERISTICS

Surface corner profile in PMMA with internal aluminium guide to fix LED strips to. The compact size suggests it can be used in shop windows, display cases and on shelves.

## CAN BE USED WITH LED STRIPS WITH MAXIMUM WIDTH:

8 mm.

## MAXIMUM POWER:

10W/m

## MATERIALS

White PMMA profile; aluminium guide.

## ACCESSORIES INCLUDED

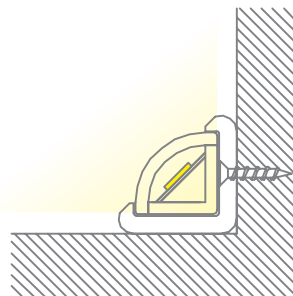
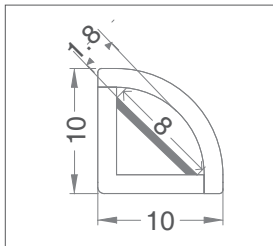
Every 2 metre bar is complete with 2 sets of end caps (with and without hole) and 2 sets of mounting clips.

## INSTALLATION

Surface. It is attached with clips. Cabling can be in line with the profile or exit the side of the profile.

## PACKAGE

Supplied in packages of 5 bars, each one measuring 2 meters complete with screen and accessories. Spare accessories for additional cutting available with a separate code.



Cutting Project profiles to size\*:

fixed cost of piece work

VA04

\* Includes mounting accessories.

IP20

art	Description	L1	H	L	8011905	
P01F-S-PF-200	PMMA profile with base and accessories	10	10	2000	912772	1 / 5

MAX  
8mm



art	Description	8011905	
P01F-A-EC	2+2 PC end caps	912789	1



art	Description	8011905	
P01F-A-PC	2 sets of PC clips	912796	1

# PROFILES

## Flexible

Flexible profiles with different shaped lens-diffusers and the positioning of the LED strip: made of high impact resistant PMMA they provide customised solutions depending on the required lighting effect with the advantage of lengths of up to 20 metres.

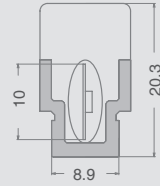
They can house standard size LED strips (10 - 12 mm). For faster solutions with flexible profiles complete with LED strips and wire terminals see the section on DuraNeonFlex.



Lido House Hotel – Newport Beach, CA. - Lighting Design First Circle Design  
Architectural Design: WATG Photos: ©SAC Design

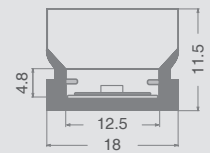

01

P02I



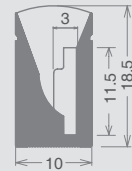
02

PRAPFLEX



03

PRAP-  
FLEXVERT



# FLEXIBLE PROFILES: P02I

## CHARACTERISTICS

Flexible extruded PMMA highly resistant profile with a square white diffusing cover. The strips are installed vertically to the base for ‘wall-washer’ lighting. Can be used to follow curved lines; minimum curve diameter 43 cm.

**CAN BE USED WITH LED STRIPS WITH MAXIMUM WIDTH:**

10 mm.

**MAXIMUM POWER:**

10W/m

## INSTALLATION

Surface installation. Attach using the clips provided.

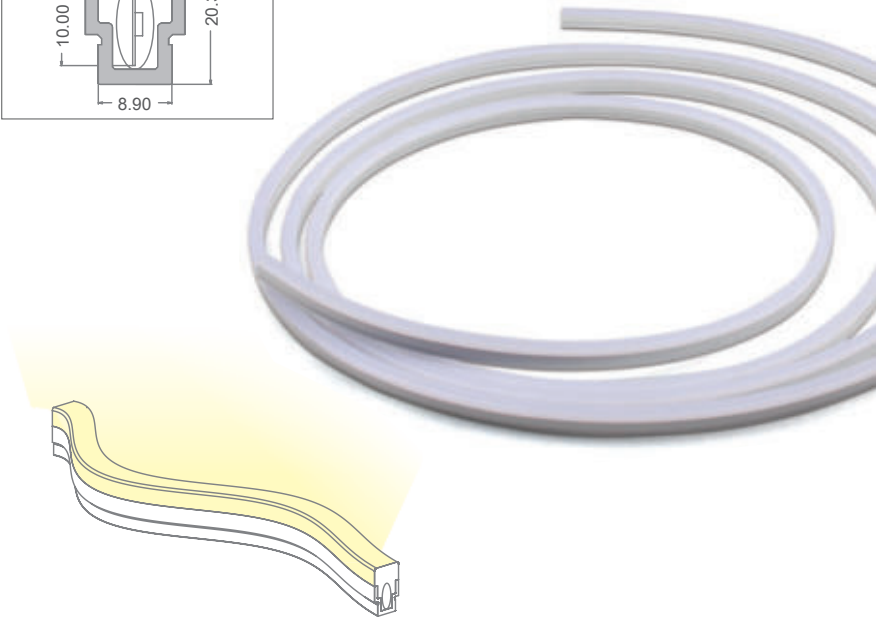
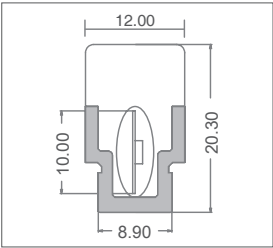
## ACCESSORIES INCLUDED

Installation kit included 5 mt.: 10 steel clips, 5 side caps without hole and 5 side caps with holes for cabling.

Installation kit included 20 mt.: 40 steel clips, 20 side caps without hole and 20 side caps with holes for cabling.

## PACKAGE

Available in lengths of 20 m. Spare accessories available with separate code.



Cutting Project profiles to size\*:

fixed cost of piece work

VA04

\* Includes mounting accessories.

IP20

art	Description	L1	H	L	8011905	
<b>P02I-S-PF-2000</b>	flexible square PMMA profile and accessories	12,00	20,30	20000	933197	1

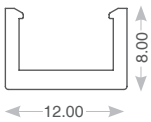
MAX  
10mm



art	Description	8011905	
<b>P02I-A-EC</b>	5+5 PC end caps	913458	1



art	Description	8011905	
<b>P02I-A-MC</b>	5 sets of metal clips	913465	1



# FLEXIBLE PROFILES: PRAPFLEX

## CHARACTERISTICS

Flexible extruded PMMA highly resistant profile with a white diffusing cover. Can be used to follow curved lines; minimum curve diameter 43 cm

## CAN BE USED WITH LED STRIPS WITH MAXIMUM WIDTH:

12 mm.

## MAXIMUM POWER:

10W/m

## INSTALLATION

Surface installation. Attach using the clips provided.

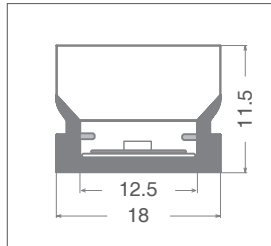
## ACCESSORIES INCLUDED

Installation kit included 5 mt.: 10 steel clips, 5 side caps without hole and 5 side caps with holes for cabling.

Installation kit included 20 mt.: 40 steel clips, 20 side caps without hole and 20 side caps with holes for cabling.

## PACKAGE

Available in two different lengths: L=5m or L=20m Spare accessories available with separate code




PARALLEL EMISSION  
TO THE PLANE

Cutting Project profiles to size\*:

fixed cost of piece work

VA04

\* Includes mounting accessories.

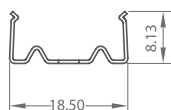


IP20

art.	Description	L1	H	L	8011905	
<b>PRAPFLEX5</b>	flexible PMMA profile and accessories	18	11,50	5000	844714	1
<b>PRAPFLEX20</b>	flexible PMMA profile and accessories	18	11,50	20000	844721	1



art	Description	8011905	
<b>PRAPFLEX-EC</b>	5+5 PC end caps	933494	1



art	Description	8011905	
<b>PRAPFLEX-CL</b>	5 sets of metal clips	933463	1

## SURFACE PROFILES FLESSIBILI: PRAPFLEXVERT

### CHARACTERISTICS

Flexible extruded PMMA highly resistant profile with a white diffusing cover. PRAPFLEXVERT places the strip in a vertical position to the base for 'wall washer' lighting. Can be used to follow curved lines; minimum curve diameter 43 cm.

### CAN BE USED WITH LED STRIPS WITH MAXIMUM WIDTH:

12 mm.

### MAXIMUM POWER:

10W/m

### INSTALLATION

Surface installation. Attach using the clips provided.

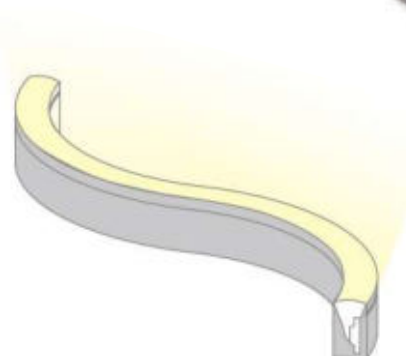
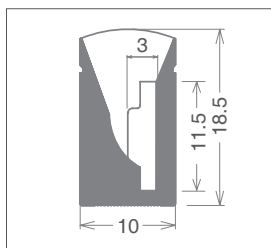
### ACCESSORIES INCLUDED

Installation kit included 5 mt.: 10 steel clips, 5 side caps without hole and 5 side caps with holes for cabling.

Installation kit included 20 mt.: 40 steel clips, 20 side caps without hole and 20 side caps with holes for cabling.

### PACKAGE

Available in lengths of 20 m. Spare accessories available with separate code.



VERTICAL EMISSION  
TO THE PLANE

Cutting Project profiles to size\*:

fixed cost of piece work

VA04

\* Includes mounting accessories.



art.	Description	L1	H	L	8011905	
<b>PRAPFLEX20-VERT</b>	flexible PMMA profile and accessories	10	18,50	20000	852474	1



art	Description	8011905	
<b>PRAPFLEXVERT-EC</b>	5+5 PC end caps	933470	1



art	Description	8011905	
<b>PRAPFLEXVERT-CL</b>	5 sets of metal clips	933487	1
(1 set for every 5 meters is recommended)			



**Merendoni Palace**  
COUNTRY: Bologna, Italy



# PROFILES

## Adjustable

A small section for adjustable and directional profiles. Dimensions so small that prove decisive in small spaces that nevertheless require important lighting. Typically used on cornices at the basis of vaulted ceilings in churches or to create attentional elements on ceilings or roofs. They house strips up to 12 mm wide allowing for the use of high luminous impact DURASTRIP PRO. The directional model remains on the surface and provides an inclination of around 30°.

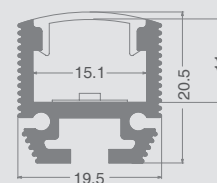


# project

01



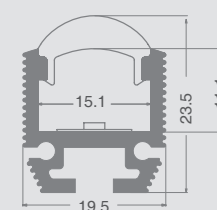
P02C



02



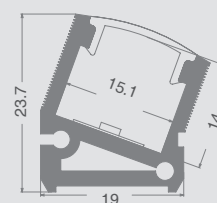
P03C



03



P04C





# ADJUSTABLE PROFILES: P02C

### CHARACTERISTICS

180° Adjustable profile with wall-washer function for surface installation.

### CAN BE USED WITH LED STRIPS WITH MAXIMUM WIDTH:

14 mm.

### MAXIMUM POWER:

30W/m

### MATERIALS

6063 aluminium profile with white PMMA screen.

### ACCESSORIES INCLUDED

Every 3 metre bar is complete with 3 end caps (with and without hole) and 3 sets of adjustable brackets.

### INSTALLATION

Surface installation with the special brackets. Cabling can be in line with the profile or exit the bottom of the profile.

### PACKAGE

Supplied in packages of 5 bars, each one measuring 3 meters complete with screen and accessories. Spare accessories available with separate code.

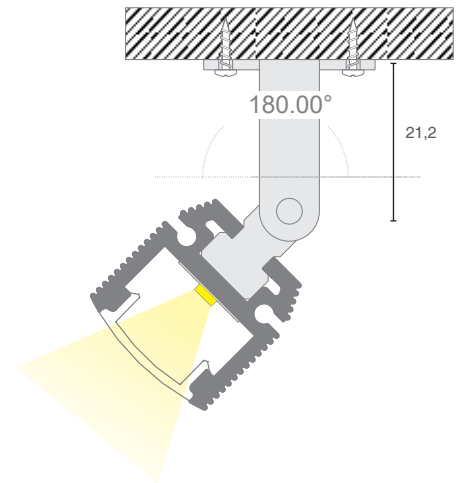
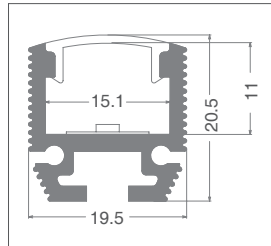
Cutting Project profiles to size\*:

fixed cost of piece work

VA04

\* Includes mounting accessories.

IP20



art	Description	L1	H	L	8011905	
P02C-S-PF-300	profile complete with screen and accessories	19,5	20,5	3000	912611	1 / 5



art	Description	8011905	
P02C-A-EC	3+3 metal end caps	912628	1



art	Description	8011905	
P02C-A-OB	3 Pairs of metal adjustable brackets	912635	1

# ADJUSTABLE PROFILES: P03C

## CHARACTERISTICS

180° Adjustable profile with wall-washer function for surface installation: the particular shape of the lens creates a narrower photometry for increased attention to detail.

## CAN BE USED WITH LED STRIPS WITH MAXIMUM WIDTH:

14 mm.

## MAXIMUM POWER:

30W/m

## MATERIALS

6063 aluminium profile with white PMMA screen.

## ACCESSORIES INCLUDED

Every 3 metre bar is complete with 3 end caps (with and without hole) and 3 sets of adjustable brackets.

## INSTALLATION

Surface installation with double-sided tape (not supplied). Cabling can be in line with the profile or exit the bottom of the profile.

## PACKAGE

Supplied in packages of 5 bars, each one measuring 3 meters complete with screen and accessories. Spare accessories available with separate code.

Cutting Project profiles to size\*:

fixed cost of piece work

VA04

\* Includes mounting accessories.

IP20

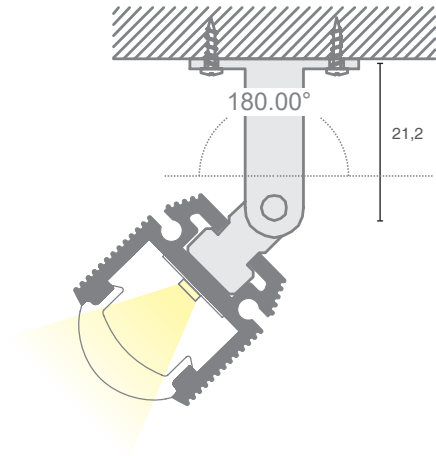
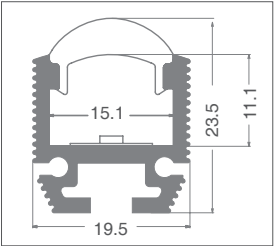
art	Description	L1	H	L	 8011905	
<b>P03C-S-PF-300</b>	profile complete with screen and accessories	19,5	23,5	3000	912642	1/5



art	Description	 8011905	
<b>P03C-A-EC</b>	3+3 metal end caps	912659	1



art	Description	 8011905	
<b>P03C-A-OB</b>	6 metal adjustable brackets	912666	1



# ADJUSTABLE PROFILES: P04C

## CHARACTERISTICS

Profile adjustable to around 30° with a wall-washer function for surface installation: the inclined support is fixed and is part of the profile.

## CAN BE USED WITH LED STRIPS WITH MAXIMUM WIDTH:

14 mm.

## MAXIMUM POWER:

30W/m

## MATERIALS

6063 aluminium profile with white PMMA screen.

## ACCESSORIES INCLUDED

Every 3 metre bar is complete with 3 end caps (with and without hole)

## INSTALLATION

Surface installation with double-sided tape (not supplied). Cabling can be in line with the profile or exit the bottom of the profile.

## PACKAGE

Supplied in packages of 5 bars, each one measuring 3 meters complete with screen and accessories. Spare accessories available with separate code.

Cutting Project profiles to size\*:

fixed cost of piece work

VA04

\* Includes mounting accessories.

IP20

art	Description	L1	H	L	8011905	
<b>P04C-S-PF-300</b>	profile complete with screen and accessories	19	23,70	3000	912673	1 / 5



art	Description	8011905	
<b>P04C-A-EC</b>	3+3 metal end caps	912680	1

**Alpemare**  
COUNTRY: Forte dei Marmi - Lucca  
Italy





# PROFILES

## Recessed

Each to their own recessed! Thin surfaces? Po2H only needs a 6 mm recess and can be completed with accessories to be installed with 90° angles. The P03H profile makes it possible to create lines of light of 11 mm and is equipped with springs to attach to panels on false ceilings.

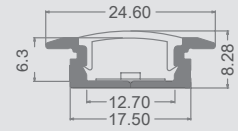
Every model resolves an installation necessity while providing distinctive lighting solutions: for example the P08H has a wide 6 cm screen and provides 3 different possibilities to distance strips from the diffuser for different lighting effects.



Inwhite Childrens' Clinic – Moscow – Russia  
Project: A+1 Photo: Ivan Smirnov

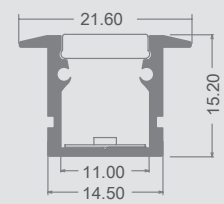
# project

01



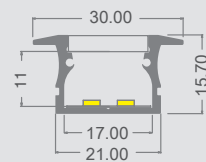
P02H

02



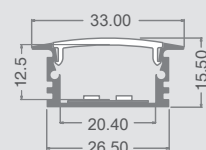
P03H

03



P04H

04



P05H

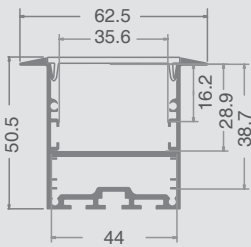
# PROFILES

# project

05



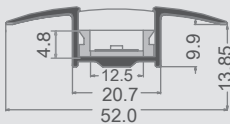
P08D



06



P07B



## RECESSED PROFILES: P02H

### CHARACTERISTICS

Reduced width recessed profile with edge protection finishing flaps.  
Equipped with angle-joint accessory.

### CAN BE USED WITH LED STRIPS WITH MAXIMUM WIDTH:

12 mm.

### MAXIMUM POWER:

15W/m

### MATERIALS

6063 aluminium profile with white PMMA screen.

### ACCESSORIES INCLUDED

Every 3 metre bar is complete with 3 sets of end caps (with or without holes) and 3 sets of mounting clips.

### INSTALLATION

Recessed. Cabling can be in line with the profile or exit the bottom of the profile.

### PACKAGE

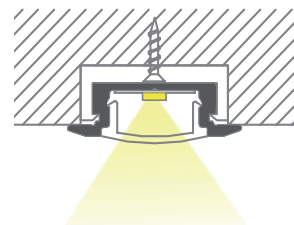
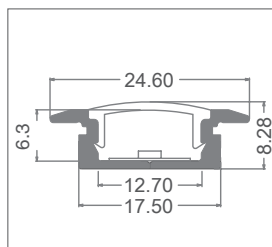
Supplied in packages of 5 bars, each one measuring 3 meters complete with screen and accessories. Available with separate codes: 90° junction bracket as well as spare accessories.

Cutting Project profiles to size\*:

fixed cost of piece work

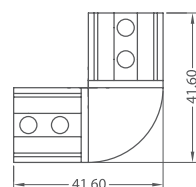
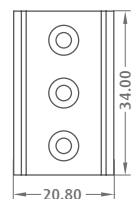
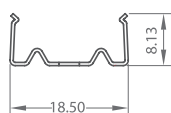
VA04

\* Includes mounting accessories.



IP20

art	Description	L1	H	L	8011905	
<b>P02H-5-PF-300</b>	profile complete with PMMA screen and accessories	24,6	8,28	3000	912390	1 / 5



art	Description	8011905	
<b>P02H-A-EC</b>	3+3 PC silver colour end caps	912406	1



art	Description	8011905	
<b>P02H-A-MC</b>	3 sets of metal brackets	912413	1



art	Description	8011905	
<b>P02H-A-CP</b>	3 PC silver colour junction brackets	912420	1



art	Description	8011905	
<b>P02H-A-CP90</b>	3 silver colour junction brackets with 90° angle	912437	1

## RECESSED PROFILES: P03H

### CHARACTERISTICS

Recessed profile with edge protection finishing flaps.

### CAN BE USED WITH LED STRIPS WITH MAXIMUM WIDTH:

10 mm.

### MAXIMUM POWER:

25W/m

### MATERIALS

6063 aluminium profile with white polycarbonate screen.

### ACCESSORIES INCLUDED

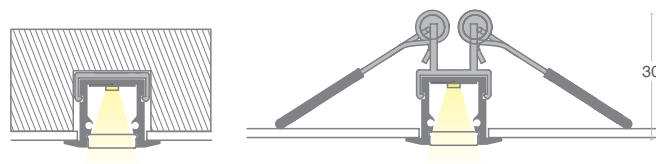
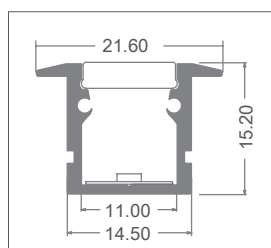
Every 3 metre bar is complete with 3 sets of end caps (with or without holes) and 3 sets of mounting clips.

### INSTALLATION

Recessed. Cabling can be in line with the profile or exit the bottom of the profile.

### PACKAGE

Supplied in packages of 5 bars, each one measuring 3 meters complete with screen and accessories. Spare accessories available with separate code. Springs to attach to the ceiling also available with a separate code.



Cutting Project profiles to size\*:

fixed cost of piece work

VA04

\* Includes mounting accessories.

IP20

art	Description	L1	H	L	8011905	
<b>P03H-S-PF-300</b>	profile complete with PC screen and accessories	21,60	15,2	3000	912444	1 / 5



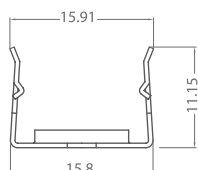
art	Description	8011905	
<b>P03H-A-EC</b>	3+3 silver colour PC end caps	912451	1



art	Description	8011905	
<b>P03H-A-MC</b>	3 sets of metal clips	912468	1



art	Description	8011905	
<b>P03H-A-FS</b>	3 sets of metal springs to attach to the ceiling	912475	1



# RECESSED PROFILES: P04H

## CHARACTERISTICS

Recessed profile with edge protection finishing flaps.

## CAN BE USED WITH LED STRIPS WITH MAXIMUM WIDTH:

16 mm.

## MAXIMUM POWER:

30W/m

## MATERIALS

6063 aluminium profile with white PMMA screen.

## ACCESSORIES INCLUDED

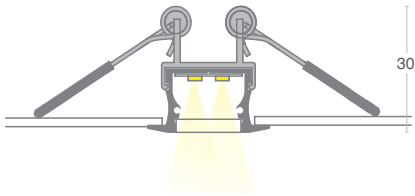
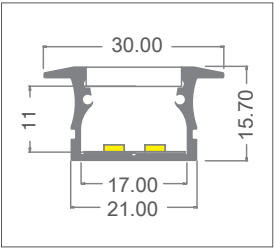
Every 3 metre bar is complete with 3 sets of end caps (with or without holes) and 3 sets of mounting clips.

## INSTALLATION

Recessed. Cabling can be in line with the profile or exit the bottom of the profile.

## PACKAGE

Supplied in packages of 5 bars, each one measuring 3 meters complete with screen and accessories. Spare accessories available with separate code. Disponibili con codice separato anche molle per aggancio nel controsoffitto.



Cutting Project profiles to size\*:

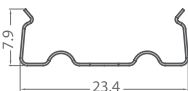
fixed cost of piece work

VA04

\* Includes mounting accessories.

IP20

art	Description	L1	H	L	8011905	
<b>P04H-S-PF-300</b>	profile complete with PMMA screen and accessories	30	15,7	3000	912482	1 / 5



art	Description	8011905	
<b>P04H-A-EC</b>	3+3 silver colour PC end caps	912499	1



art	Description	8011905	
<b>P04H-A-MC</b>	3 sets of metal clips (1 set for every metre is recommended)	912505	1



art	Description	8011905	
<b>P04H-A-FS</b>	3 sets of metal springs to attach to the ceiling	912512	1

# RECESSED PROFILES: P05H

## CHARACTERISTICS

Recessed profile with edge protection finishing flaps.

## CAN BE USED WITH LED STRIPS WITH MAXIMUM WIDTH:

20 mm.

## MAXIMUM POWER:

30W/m

## MATERIALS

6063 aluminium profile with white PMMA screen.

## ACCESSORIES INCLUDED

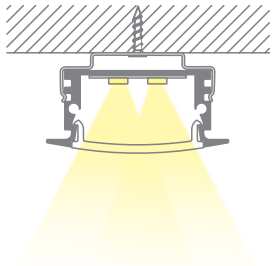
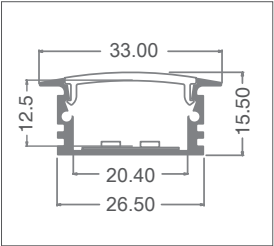
Every 3 metre bar is complete with 3 sets of end caps (with or without holes) and 3 sets of mounting clips.

## INSTALLATION

Recessed. Cabling can be in line with the profile or exit the bottom of the profile.

## PACKAGE

Supplied in packages of 5 bars, each one measuring 3 meters complete with screen and accessories. Spare accessories available with separate code.



Cutting Project profiles to size\*:

fixed cost of piece work

VA04

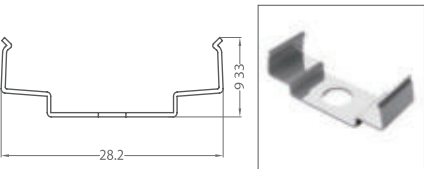
\* Includes mounting accessories.

IP20

art	Description	L1	H	L	8011905	
<b>P05H-S-PF-300</b>	profile complete with PMMA screen and accessories	33	15	3000	912529	1 / 5



art	Description	8011905	
<b>P05H-A-EC</b>	3+3 metal end caps	912536	1



art	Description	8011905	
<b>P05H-A-MC</b>	3 sets of metal clips	912543	1



# RECESSED PROFILES: P08D

## CHARACTERISTICS

Recessed profile with edge protection finishing flaps. Equipped with a guide to fix the LED strips to.

## CAN BE USED WITH LED STRIPS WITH MAXIMUM WIDTH:

34 mm.

## MAXIMUM POWER:

40W/m

## MATERIALS

6063 aluminium profile with white PMMA screen.

## ACCESSORIES INCLUDED

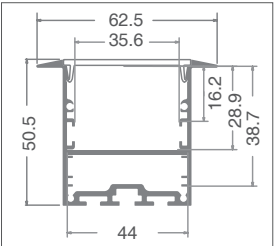
Every 3 metre bar is complete with 3 sets of end caps (with and without hole) and 3 sets of springs for the ceiling.

## INSTALLATION

Recessed. Cabling can be in line with the profile or exit the bottom of the profile.

## PACKAGE

Supplied as a single 3 metre bars complete with screen and accessories. Spare accessories available with separate code.



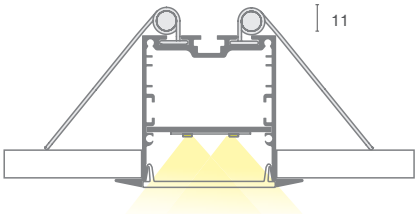
Different levels if  
guide insertion  
with strips

17 mm

30 mm

40 mm

Driver housing  
code  
ZK73100-SL



Cutting Project profiles to size\*:

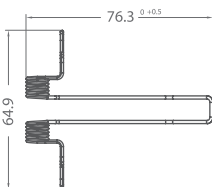
fixed cost of piece work

VA04

\* Includes mounting accessories.

IP20

art	Description	L1	H	L	8011905	
P08D-S-PF-300	profile complete with PMMA screen + guide and accessories	62,5	50,5	3000	913274	1



art	Description	8011905	
P08D-A-EC	3+3 metal end caps	913281	1

art	Description	8011905	
P08D-A-SP	3 sets of metal springs to attach to the ceiling	913298	1

# RECESSED PROFILES: P07B

## CHARACTERISTICS

Recessed profile with gullwing finishing flaps typically used to join two different finishes to an underlying surface.

## CAN BE USED WITH LED STRIPS WITH MAXIMUM WIDTH:

12 mm.

## MAXIMUM POWER:

10W/m

## MATERIALS

6063 aluminium profile with white PMMA screen.

## ACCESSORIES INCLUDED

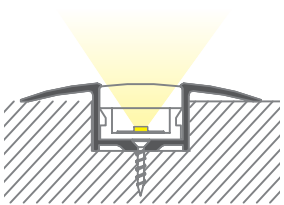
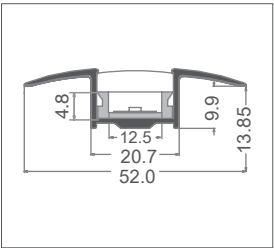
Every 3 metre bar is complete with 3 end caps (with and without hole).

## INSTALLATION

Recessed. Cabling can be in line with the profile or exit the bottom of the profile.

## PACKAGE

Supplied in packages of 5 bars, each one measuring 3 meters complete with screen and accessories. Spare accessories available with separate code.



Cutting Project profiles to size\*:

fixed cost of piece work

VA04

\* Includes mounting accessories.

IP20	IK10
------	------

art	Description	L1	H	L	8011905	
P07B-S-PF-300	profile complete with PMMA screen and accessories	52	13,85	3000	913625	1 / 5



art	Description	8011905	
P07B-A-ECM	3+3 end caps	913632	1

**Banc of California Stadium**  
COUNTRY: Los Angeles, CA  
LIGHTING DESIGN: L'First Circle Design  
ARCHITECT: Gensler  
PHOTOS: ©Henri Khodaverdi



# PROFILES

## Recessed Floor

Recessed inground profiles produced in different sizes to solve different needs: they are all designed with an extruded aluminium profile that houses an extruded PMMA profile where the strip is inserted. The thick extruded aluminium profile ensures stability and mechanical protection of the lighting body; the internal PMMA profile is sealed to obtain the necessary degree of protection against water.

The P06G profile has a particular feature: it can be mounted both 'without an edge' and turned upside down with the edge facing outwards to create a different finish on the line of light. For walk over installation the product already available in the catalogue is joined by a profile that is structurally similar but in a different size.

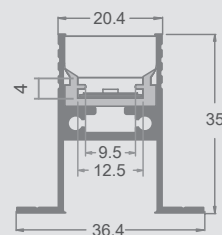


Alpemare - Forte dei Marmi - Lucca



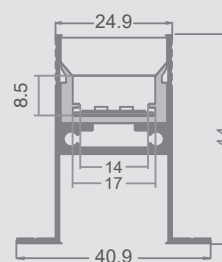
# project

01



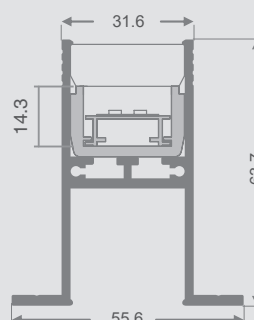
P04G

02



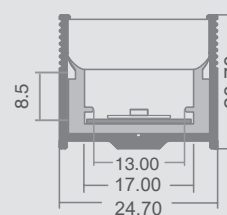
P05G

03



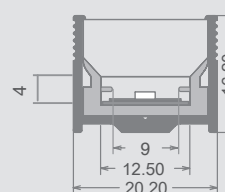
P06G

04



PRINTC-G

05



P03E

# RECESSED FLOOR PROFILES: P04G

## CHARACTERISTICS

Recessed floor profile complete with a PMMA profile to house LED strips.

## CAN BE USED WITH LED STRIPS WITH MAXIMUM WIDTH:

9.5 mm.

## MAXIMUM POWER:

20W/m

## MATERIALS

6063 aluminium profile with white PMMA screen.

## ACCESSORIES INCLUDED

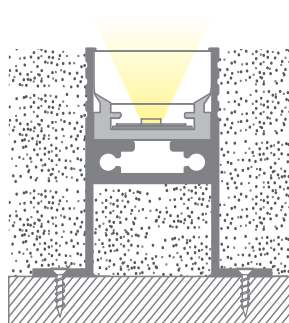
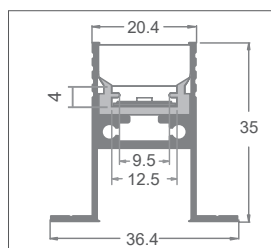
Every 3 metre bar is complete with 3 sets of end caps (with and without hole) for the PMMA profile and 3 sets of metal end caps for the aluminium profile.

## INSTALLATION

Recessed. Cabling can be in line with the profile or exit the bottom of the profile.

## PACKAGE

Supplied in packages of 5 bars, each one measuring 3 meters complete with screen and accessories. Spare accessories available with separate code.



The strip is attached to the aluminium guide for precise and quick insertion



Cutting Project profiles to size\*:

fixed cost of piece work

VA04

\* Includes mounting accessories.



art	Description	L1	H	L	8011905	
<b>P04G-S-PF-300</b>	profile complete with PMMA screen + guide and accessories	36,4	35	3000	913533	1 / 5



\*The profiles reach IP67 if sealed correctly.



art	Description	8011905	
<b>P04G-A-ECM</b>	3+3 PC end caps for the PMMA profile	913540	1



art	Description	8011905	
<b>P04G-A-ECP</b>	3 sets of metal end caps	913557	1

## RECESSED FLOOR PROFILES: P05G

### CHARACTERISTICS

Recessed floor profile complete with a PMMA profile to house LED strips.

### CAN BE USED WITH LED STRIPS WITH MAXIMUM WIDTH:

13 mm.

### MAXIMUM POWER:

20W/m

### MATERIALS

6063 aluminium profile with white PMMA screen.

### ACCESSORIES INCLUDED

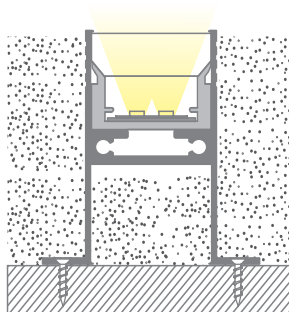
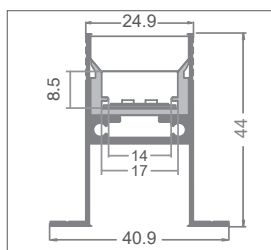
Every 3 metre bar is complete with 3 sets of end caps (with and without hole) for the PMMA profile and 3 sets of metal end caps for the aluminium profile.

### INSTALLATION

Recessed. Cabling can be in line with the profile or exit the bottom of the profile.

### PACKAGE

Supplied in packages of 5 bars, each one measuring 3 meters complete with screen and accessories. Spare accessories available with separate code.



The strip is attached to the aluminium guide for precise and quick insertion



Cutting Project profiles to size\*:

fixed cost of piece work

VA04

\* Includes mounting accessories.



art	Description	L1	H	L	8011905	
<b>P05G-S-PF-300</b>	profile complete with PMMA screen + guide and accessories	40,9	44	3000	913564	1 / 5



\*The profiles reach IP67 if sealed correctly.



art	Description	8011905	
<b>P05G-A-ECP</b>	3+3 PC end caps for the PMMA profile	913571	1



art	Description	8011905	
<b>P05G-A-ECM</b>	3 sets of metal end caps	913588	1



# RECESSED FLOOR PROFILES: P06G

## CHARACTERISTICS

Recessed floor profile complete with a PMMA profile to house LED strips.

**CAN BE USED WITH LED STRIPS WITH MAXIMUM WIDTH:**

17 mm.

**MAXIMUM POWER:**

20W/m

## MATERIALS

6063 aluminium profile with white PMMA screen.

## ACCESSORIES INCLUDED

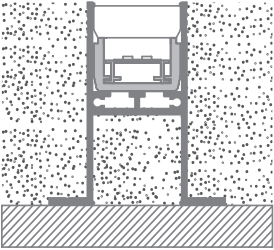
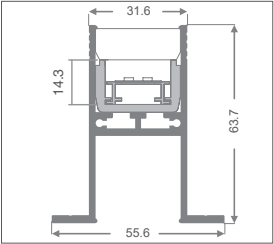
Every 3 metre bar is complete with 3 sets of end caps (with and without hole) for the PMMA profile and 3 sets of metal end caps for the aluminium profile.

## INSTALLATION

Recessed. Cabling can be in line with the profile or exit the bottom of the profile.

## PACKAGE

Supplied as a single 3 metre bars complete with screen and accessories. Spare accessories available with separate code.



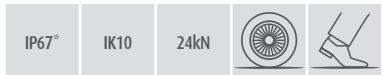
The strip is attached to the aluminium guide for precise and quick insertion

Cutting Project profiles to size\*:

fixed cost of piece work

VA04

\* Includes mounting accessories.



art	Description	L1	H	L	8011905	
<b>P06G-S-PF-300</b>	profile complete with PMMA screen + guide	55,6	63,7	3000	913595	1



\*The profiles reach IP67 if sealed correctly.



art	Description	8011905	
<b>P06G-A-CP</b>	3+3 Stopper end caps	913601	1



art	Description	8011905	
<b>P06G-A-EC</b>	6 metal end caps without hole	913618	1

# WALK OVER PROFILE: PRINTC-G

## CHARACTERISTICS

Rigid high impact resistant in aluminum and PMMA profile complete with a white PC diffuser cover.  
The profile is walk over and complete with a guide to facilitate insertion of the strip. This adds strength and protection to the strip.

## CAN BE USED WITH LED STRIPS WITH MAXIMUM WIDTH:

13 mm.

## MAXIMUM POWER:

15W/m

## ACCESSORIES INCLUDED

Every 1 metre bar is complete with a set of end caps (with and without hole) and a set of mounting clips.

## INSTALLATION

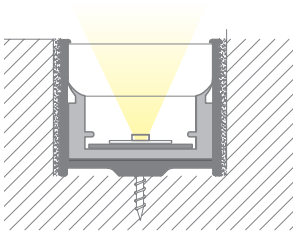
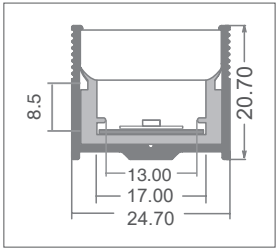
It is recessed into the cement and fixed with the clips.

## NB

Can be used with IP20 or IP68 strips. For IP68 strips the connector is installed outside the profile

## PACKAGE

Supplied in packages of 5 bars, each one measuring 1 meters complete with screen and accessories. Spare accessories available with separate code



Cutting Project profiles to size\*:

fixed cost of piece work

VA04

\* Includes mounting accessories.



art	Description	L1	H	L	8011905	
PRINTC-G	profile complete with PMMA screen + guide	24,7	20,7	1000	848286	1/5



\*The profiles reach IP67 if sealed correctly.



art	Description	8011905	
KTPRINTC-G	2 PC end caps + 2 metal clips	854843	1

# WALK OVER PROFILE: P03E

## CHARACTERISTICS

Rigid high impact resistant in aluminum and PMMA profile Complete with a white PC diffuser cover.  
The profile is walk over and complete with a guide to facilitate insertion of the strip. This adds strength and protection to the strip.

## CAN BE USED WITH LED STRIPS WITH MAXIMUM WIDTH:

9 mm.

## MAXIMUM POWER:

15W/m

## ACCESSORIES INCLUDED:

Every 3 metre bar is complete with 3 end caps (with and without hole).

## INSTALLATION

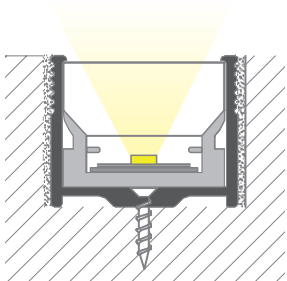
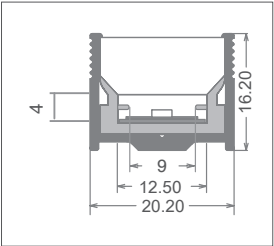
ACCESSORIES INCLUDED: 1 side cap without a hole and 1 side cap with a hole, screws and clips.

## NB

For IP68 strips the connector is installed outside the profile.

## PACKAGE

Supplied in packages of 5 bars, each one measuring 3 meters complete with screen and accessories. Spare accessories available with separate code.



Cutting Project profiles to size\*:

fixed cost of piece work

VA04

\* Includes mounting accessories.



art	Description	L1	H	L	8011905	
P03E-S-PF-300	profile complete with PMMA screen + guide	20,2	16,20	3000	913519	1/5

MAX  
9.5mm



\*The profiles reach IP67 if sealed correctly.



art	Description	8011905	
P03E-A-EC	3+3 PC end caps	913526	1




**Hyatt Centric San Isidro Lima**  
COUNTRY: Perú  
LIGHTING DESIGN: Rie Sakata  
PHOTOS: Renzo Rebagliati

# PROFILES

## Plaster-in Recessed

The range of recessed profiles for plasterboard is extended significantly with decorative and functional versions that really 'make the difference' in an architectural project!


Of particular interest are the profiles that create a line of light on the edge or profiles those that fill concave or convex corners with light or that make it possible to finish a wall with a thin parallelepiped of light!



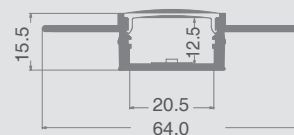
Banc of California Stadium, Los Angeles, CA  
Lighting Design: First Circle Design Architect: Gensler Photos: ©Henri Khodaverdi

# project

01



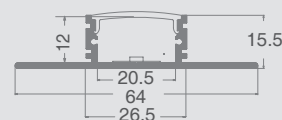
PRINCG




02



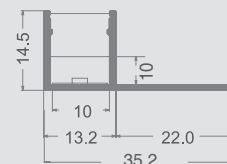
PRINCG-P



03



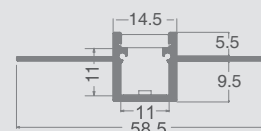
P05A



04



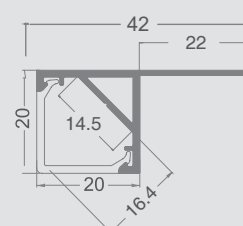
P05B



05



P05D



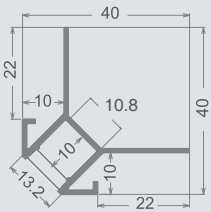


# PROFILES

# project

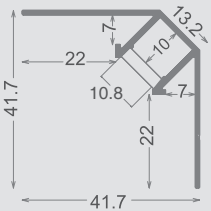
06

P02E



07

P02F





# PLASTER-IN ALUMINIUM PROFILES: PRINCG

## CHARACTERISTICS

Anodised aluminium profile for trimmed flush recessed installation and installation in plasterboard. Recessed support along the profile for perfect stability.

**CAN BE USED WITH LED STRIPS WITH MAXIMUM WIDTH:**

20 mm.

## MAXIMUM POWER

30W/m

## MATERIALS

6063 aluminium profile with white PMMA screen.

## ACCESSORIES INCLUDED

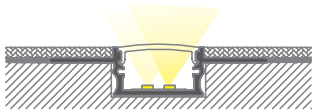
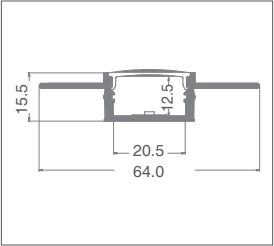
Every 2 metre bar is complete with 1 set of end caps (with and without hole).

## INSTALLATION

For recessed installation in plasterboard or ceilings with tiles. Cabling can be in line with the profile or exit the bottom of the profile.

## PACKAGE

Supplied in packages of 7 bars, each one measuring 2 meters complete with screen and accessories. Spare accessories for additional cutting available with a separate code.





Cutting Project profiles to size\*:

fixed cost of piece work

VA04

\* Includes mounting accessories.

IP20	IK10
------	------

art	Description	L1	H	L	 8011905	
<b>PRINCG</b>	profile complete with PMMA screen and accessories	64	15,5	2000	844738	1/7



art	Description	 8011905	
<b>KTPRINCG</b>	2 metal end caps	844790	1

# PLASTER-IN ALUMINIUM PROFILES: PRINCG-P

## CHARACTERISTICS

Anodised aluminium profile for trimmed flush recessed plaster-in installation and installation in plasterboard. Recessed support along the profile for perfect stability.

## CAN BE USED WITH LED STRIPS WITH MAXIMUM WIDTH:

20 mm.

## MAXIMUM POWER

30W/m

## MATERIALS

6063 aluminium profile with white PMMA screen.

## ACCESSORIES INCLUDED

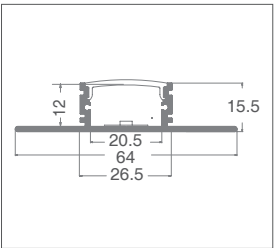
Every 2 metre bar is complete with 2 sets of end caps (with and without hole).

## INSTALLATION

For recessed installation in plasterboard or ceilings with tiles. Cabling can be in line with the profile or exit the bottom of the profile.

## PACKAGE

Supplied in packages of 5 bars, each one measuring 2 meters complete with screen and accessories. Spare accessories for additional cutting available with a separate code.



Cutting Project profiles to size\*:

fixed cost of piece work

VA04

\* Includes mounting accessories.

IP20

art	Description	L1	H	L	8011905	
PRINCG-P	profile complete with PMMA screen and accessories	64	15,5	2000	913144	1/5



art	Description	8011905	
KTPRINCG-P	2+2 metal end caps	913151	1

# PLASTER-IN PROFILES: P05A

## CHARACTERISTICS

Anodised aluminium profile for trimmed flush recessed plaster-in installation and installation in plasterboard. Recessed support along the profile for perfect stability.

## CAN BE USED WITH LED STRIPS WITH MAXIMUM WIDTH:

10 mm.

## MAXIMUM POWER

15W/m

## MATERIALS

6063 aluminium profile with white polycarbonate screen.

## ACCESSORIES INCLUDED

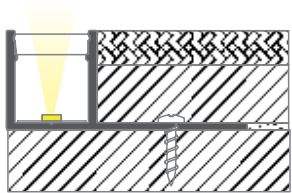
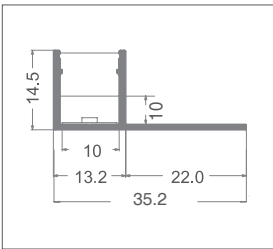
Every 3 metre bar is complete with 3 end caps (with and without hole).

## INSTALLATION

For recessed installation in plasterboard or ceilings with tiles. Cabling can be in line with the profile or exit the bottom of the profile.

## PACKAGE

Supplied in packages of 5 bars, each one measuring 3 meters complete with screen and accessories. Spare accessories available with separate code.



Cutting Project profiles to size\*:

fixed cost of piece work

VA04

\* Includes mounting accessories.

IP20

IK10

art	Description	L1	H	L	8011905	
<b>P05A-S-PF-300</b>	profile complete with PC screen and accessories	35,2	14,5	3000	913120	1 / 5

MAX  
6mm



art	Description	8011905	
<b>P05A-A-EC</b>	3+3 PC silver colour end caps	913137	1

# PLASTER-IN PROFILES: P05B

## CHARACTERISTICS

Anodised aluminium profile for trimmed plaster-in flush recessed installation. Recessed support along the profile for perfect stability.

## CAN BE USED WITH LED STRIPS WITH MAXIMUM WIDTH:

10 mm.

## MAXIMUM POWER

15W/m

## MATERIALS

6063 aluminium profile with white polycarbonate screen.

## ACCESSORIES INCLUDED

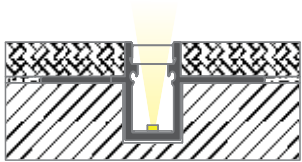
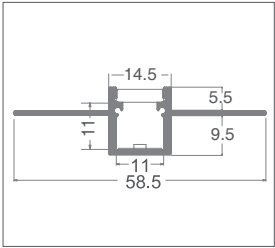
Every 3 metre bar is complete with 3 end caps (with and without hole).

## INSTALLATION

For recessed installation in plasterboard or ceilings with tiles. Cabling can be in line with the profile or exit the bottom of the profile.

## PACKAGE

Supplied in packages of 5 bars, each one measuring 3 meters complete with screen and accessories. Spare accessories available with separate code.



Cutting Project profiles to size\*:

fixed cost of piece work

VA04

\* Includes mounting accessories.

IP20

IK10

art	Description	L1	H	L	8011905	
P05B-S-PF-300	PC screen and accessories	58,5	15	3000	913069	1 / 5

MAX  
10mm



art	Description	8011905	
P05B-A-EC	3+3 PC silver colour end caps	913076	1

# PLASTER-IN PROFILES: P05D

## CHARACTERISTICS

Profile for recessed plaster-in installation on one side with emission in two directions, ideal for highlighting corners and architectural features or linear furnishings. Recessed support along the profile for perfect stability.

**CAN BE USED WITH LED STRIPS WITH MAXIMUM WIDTH:**

10 mm.

## MAXIMUM POWER

24W/m

## MATERIALS

6063 aluminium profile with white PMMA screen.

## ACCESSORIES INCLUDED

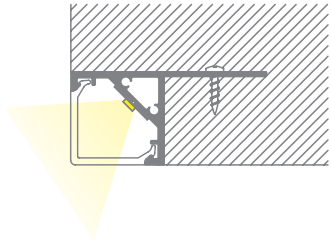
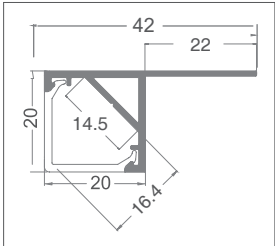
Every 3 metre bar is complete with 3 end caps (with and without hole).

## INSTALLATION

For recessed installation in plasterboard or ceilings with tiles. Cabling can be in line with the profile or exit the bottom of the profile.

## PACKAGE

Supplied in packages of 5 bars, each one measuring 3 meters complete with screen and accessories. Spare accessories available with separate code.



Cutting Project profiles to size\*:

fixed cost of piece work

VA04

\* Includes mounting accessories.

IP20

art	Description	L1	H	L	8011905	
<b>P05D-S-PF-300</b>	profile complete with PMMA screen and accessories	42	20	3000	913168	1 / 5



art	Description	8011905	
<b>P05D-A-EC</b>	3+3 metal end caps	913175	1

# PLASTER-IN PROFILES: P02E

## CHARACTERISTICS

Profile for recessed 'external' corner installation equipped with protection flaps for a perfect finish. Recessed support along the profile for perfect stability.

## CAN BE USED WITH LED STRIPS WITH MAXIMUM WIDTH:

10 mm.

## MAXIMUM POWER

15W/m

## MATERIALS

6063 aluminium profile with white polycarbonate screen.

## ACCESSORIES INCLUDED


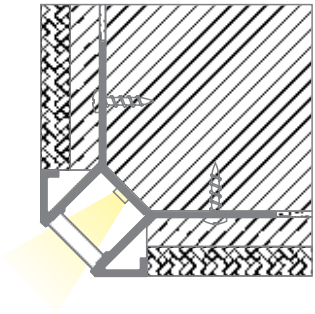
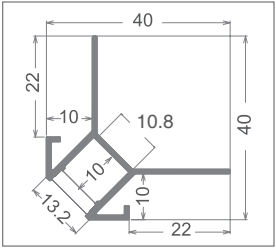
Every 3 metre bar is complete with 3 end caps (with and without hole).

## INSTALLATION

For recessed installation in plasterboard or ceilings with tiles. Cabling can be in line with the profile or exit the bottom of the profile.

## PACKAGE

Supplied in packages of 5 bars, each one measuring 3 meters complete with screen and accessories. Spare accessories available with separate code.



Cutting Project profiles to size\*:

fixed cost of piece work

VA04

\* Includes mounting accessories.

IP20

IK10

art	Description	L1	H	L	8011905	
<b>P02E-S-PF-300</b>	PC screen and accessories	40	40	3000	913083	1 / 5



art	Description	8011905	
<b>P02E-A-EC</b>	3+3 PC silver colour end caps	913090	1

# PLASTER-IN PROFILES: P02F

## CHARACTERISTICS

Profile for recessed 'internal' corner installation equipped with protection flaps for a perfect finish. Recessed support along the profile for perfect stability.

**CAN BE USED WITH LED STRIPS WITH MAXIMUM WIDTH:**  
10 mm.

**MAXIMUM POWER**  
15W/m

**MATERIALS**  
6063 aluminium profile with white polycarbonate screen.


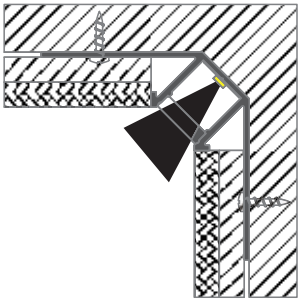
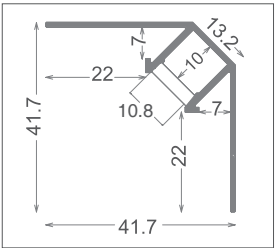
**ACCESSORIES INCLUDED**  
Every 3 metre bar is complete with 3 end caps (with and without hole).

**INSTALLATION**  
For recessed installation in plasterboard or ceilings with tiles. Cabling can be in line with the profile or exit the bottom of the profile.

**PACKAGE**  
Supplied in packages of 5 bars, each one measuring 3 meters complete with screen and accessories. Spare accessories available with separate code.

Cutting Project profiles to size\*:  
fixed cost of piece work

\* Includes mounting accessories.



IP20	IK10
------	------

art	Description	L1	H	L	8011905	
P02F-S-PF-300	internal corner profile complete with screen and accessories	41,7	41,7	3000	913106	1 / 5



art	Description	8011905	
P02F-A-EC	3+3 PC silver colour end caps	913113	1




# PROFILES

## Suspension

Suspension profiles is a limited definition: these extruded profiles become fixtures immediately with remarkable visual impact! From the historical Up&Down PRDESO model to versions with square screens in different sizes and splendid circular section profiles made almost exclusively of the diffuser element!

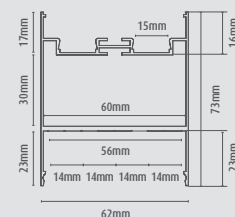

If you think of them installed in long lengths – up to 3 metres – and with the multiple lighting possibilities they can house – strips with different temperatures for different times of day for example – you can immediately see the potential of the extruded profiles in this section.



# project

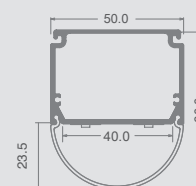
01

PRDES0



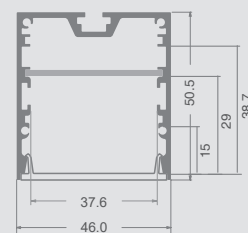
02

P07A



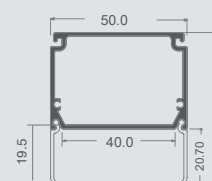
03

P01L



04

P09B



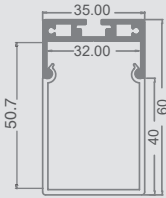
# PROFILES

# project

05



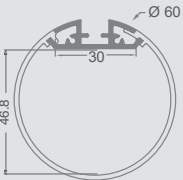
P05E



06



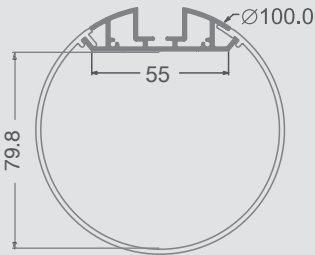
P06H



07



P07H





## DOUBLE EMISSION ARCHITECTURAL PROFILE

### TYPE

Linear architectural profile configurable in direct, indirect emission or both, for high levels of light emission.

### CHARACTERISTICS

The direct emission is configurable with the use of 1 to 4 strips; indirect emission foresees two strips. Compartment inside the profile suitable for the insertion of the power supply and dimmer. Possibility of on/off switching and dimming separate for direct and indirect lighting.

### INSTALLATION

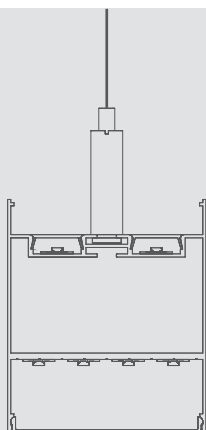

Mounting on ceiling for unidirectional or suspended for unidirectional or double emission.

Cutting Project profiles to size\*:

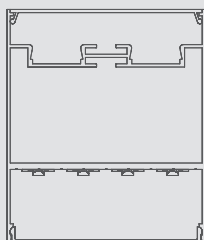
fixed cost of piece work

VA04

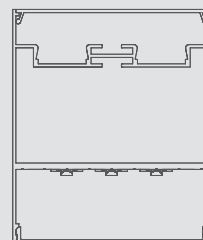
\* Includes mounting accessories.



SUSPENDED MOUNTING  
WITH TWO STRIPS  
FOR INDIRECT LIGHTING  
AND 4 FOR DIRECT LIGHT




CEILING MOUNTING  
WITH 4 STRIPS  
FOR DIRECT LIGHT




CEILING MOUNTING  
WITH 3 STRIPS  
FOR DIRECT LIGHT



**CEILING MOUNTING  
FOR UNIDIRECTIONAL EMISSION**

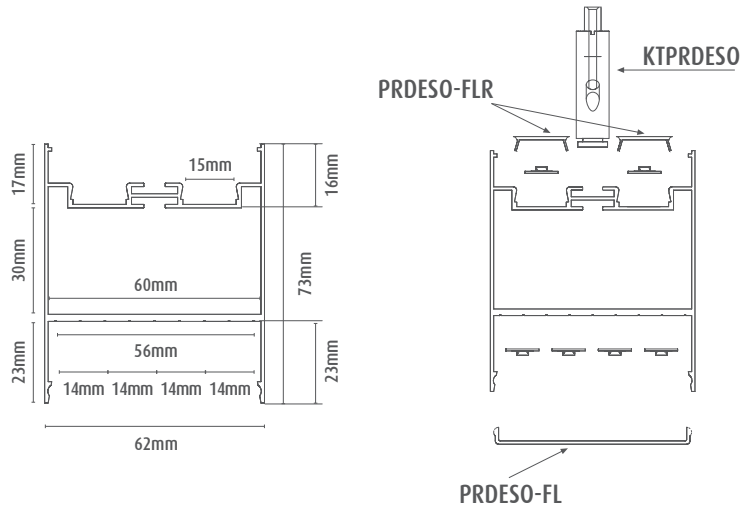


**SUSPENSION  
WITH DUAL EMISSION**



IP20

art.	Description	L	 80119058	
<b>PRDESO</b>	Double emission aluminium profile	1220	39970	1
<b>PRDESO-SL</b>	Rear support for surface mount	1220	39987	1
<b>PRDESO-FL</b>	Front screen in flat opal polycarbonate plate	1220	39994	1
<b>PRDESO-FLR</b>	Couple of opal polycarbonate rear screen	1220	40020	1
<b>KTPRDESO-FL</b>	Set of two side caps flat screen	-	40068	1
<b>KTPRDESO</b>	Suspension kit	-	40051	1



**PRODUCT COMPOSITION**

The aluminium profile is completed, depending on the application chosen, with screens (flat front and rear pair of screens for indirect emission), side closure caps and suspension kit. For ceiling mounting the rear support is required, code PRDESO-SL, on which the profile can be attached.

## DECORATIVE SUSPENSION PROFILES: P07A

### CHARACTERISTICS

Surface or suspension installation profile. Slightly extruded rounded diffuser. The dimensions of the profile, 5 x 6 cm, and the 180° beam opening mean that this profile can be installed anywhere and responds to many needs using the same aesthetic element.

### CAN BE USED WITH LED STRIPS WITH MAXIMUM WIDTH:

40 mm.

### MAXIMUM POWER

40W/m

### MATERIALS

6063 aluminium profile with white polycarbonate screen.

### ACCESSORIES INCLUDED

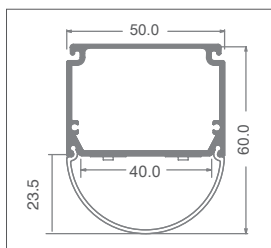
Every 3 metre bar is complete with 3 sets of end caps (with and without hole) and 3 sets of fixing brackets (necessary for surface and suspension installation) and 3 sets of suspension cables.

### INSTALLATION


Surface or suspension. The profile housing allows for some drivers to be inserted: always check dimensions and electrical loads.

### PACKAGE

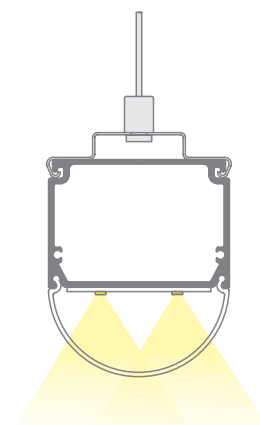
Supplied as a single 3 metre bars complete with screen and accessories. Spare accessories available with separate code.



Thanks to the possibility of using different strips the profile becomes a fixture that can provide different light temperatures, to be used depending on the activities carried out in that space at different times during the day.



Driver housing  
code ZK73100-SL



Cutting Project profiles to size\*:

fixed cost of piece work

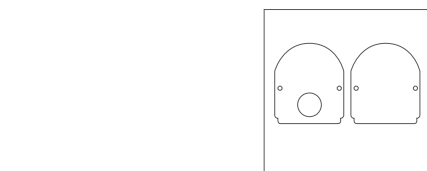
VA04

\* Includes mounting accessories.

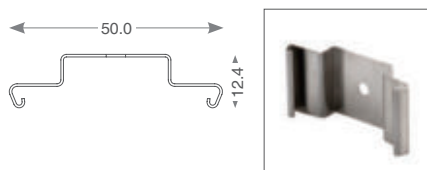
IP20

art	Description	L1	H	L	8011905	
<b>P07A-S-PF-300</b>	profile complete with PC screen and accessories	50	60	3000	913366	1

MAX  
40mm



art	Description	8011905	
<b>P07A-A-EC</b>	3+3 sets of white PC end caps	913373	1



art	Description	8011905	
<b>P07A-A-MC</b>	6 metal mounting clips (1 set for every metre is recommended)	913380	1



art	Description	8011905	
<b>P07A-A-FS</b>	3 sets of suspension cables of 1,5m	913397	1

In the event of suspension installation add the code for the brackets (1 set for every metre is recommended).



# DECORATIVE SUSPENSION PROFILES: P01L

## CHARACTERISTICS

Aluminium profile for suspension installation. Diffuser flush with the profile. The dimensions of the profile, 4,6 x 5 cm, mean that this profile can be installed anywhere and responds to many needs using the same aesthetic element.

## CAN BE USED WITH LED STRIPS WITH MAXIMUM WIDTH:

35 mm.

## MAXIMUM POWER

40W/m

## MATERIALS

6063 aluminium profile with white PMMA screen.

## ACCESSORIES INCLUDED

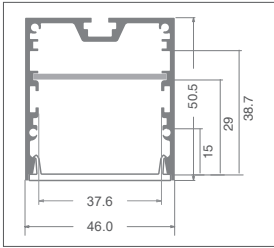
Every 3 metre bar is complete with 3 sets of end caps (with and without hole) and 3 sets of suspension cables.

## INSTALLATION

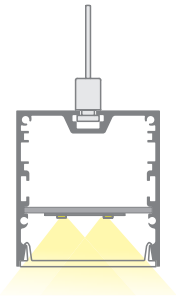
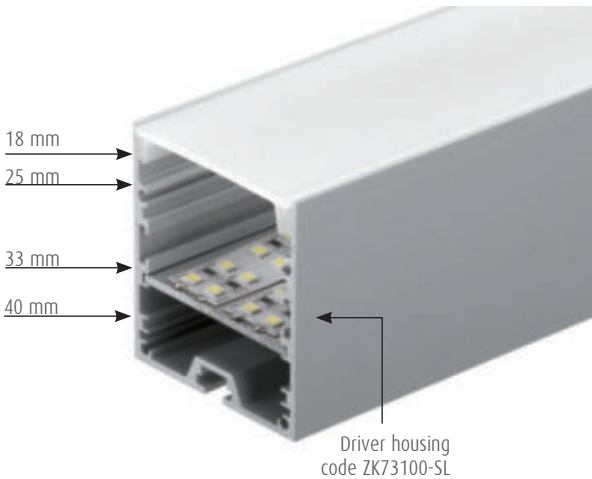
Suspension installation. The profile housing allows for some drivers to be inserted: always check dimensions and electrical loads.

## PACKAGE

Supplied as a single 3 metre bars complete with screen and accessories. Spare accessories available with separate code.



Thanks to the possibility of using different strips the profile becomes a fixture that can provide different light temperatures, to be used depending on the activities carried out in that space at different times during the day.



Cutting Project profiles to size\*:

fixed cost of piece work

VA04

\* Includes mounting accessories.

IP20

art	Description	L1	H	L	8011905	
<b>P01L-S-PF-300</b>	profile complete with screen and accessories	46	50,5	3000	913304	1

MAX 35mm



art	Description	8011905	
<b>P01L-A-EC</b>	3 of silver PC end caps	913311	1



art	Description	8011905	
<b>P01L-A-FS</b>	3 sets of suspension cables of 1,5m	913328	1

# DECORATIVE SUSPENSION PROFILES: P09B

## CHARACTERISTICS

Surface or suspension profile. Square diffuser that extrudes two cm from the profile. The dimensions of the profile, 5 x 5,5 cm, and the 180° beam opening, mean that this profile can be installed anywhere and responds to many needs using the same aesthetic element.

## MAXIMUM POWER

40W/m

## MATERIALS

6063 aluminium profile with white polycarbonate screen.

## ACCESSORIES INCLUDED

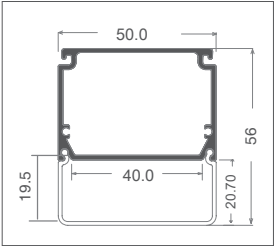
Every 3 metre bar is complete with 3 sets of end caps (without hole) 3 sets of mounting brackets (necessary for surface and suspension installation) and 3 sets of suspension cables.

## INSTALLATION

Surface or suspension. The profile housing allows for some drivers to be inserted: always check dimensions and electrical loads.

## PACKAGE

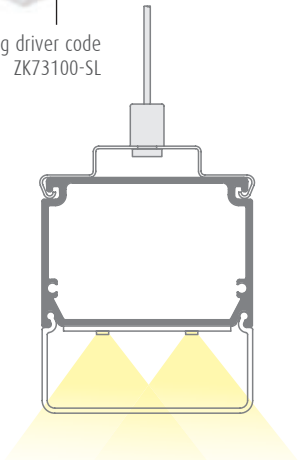
Supplied as a single 3 metre bars complete with screen and accessories. Spare accessories available with separate code.



Thanks to the possibility of using different strips the profile becomes a fixture that can provide different light temperatures, to be used depending on the activities carried out in that space at different times during the day.



housing driver code  
ZK73100-SL



Cutting Project profiles to size\*:

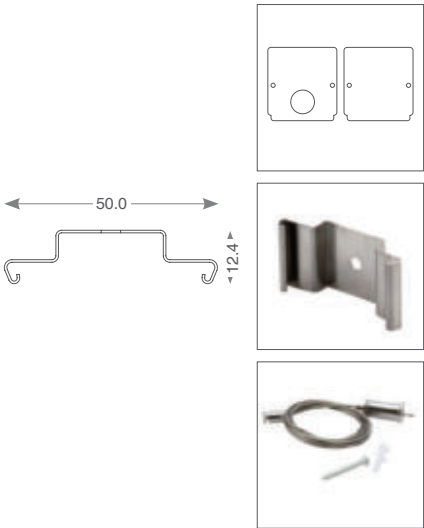
fixed cost of piece work

VA04

\* Includes mounting accessories.

IP20

art	Description	L1	H	L	8011905	
<b>P09B-S-PF-300</b>	profile complete with PC screen and accessories	50	56	3000	913403	1



art	Description	8011905	
<b>P09B-A-EC</b>	3+3 white PC end caps	913410	1
art	Description	8011905	
<b>P09B-A-MC</b>	6 metal mounting clips	913427	1
art	Description	8011905	
<b>P09B-A-FS</b>	3 sets of suspension cables of 1,5m	913434	1

In the event of suspension installation add the code for the brackets (1 set for every metre is recommended).

## DECORATIVE SUSPENSION PROFILES: P05E

### CHARACTERISTICS

Suspension profile. Large square diffuser.  
The dimensions of the profile, 35 x 60 cm, and the 180° beam opening, allows for this profile to be installed anywhere whilst responding to many needs using the same aesthetic element.

### MAXIMUM POWER

40W/m

### MATERIALS

6063 aluminium profile with white polycarbonate screen.

### ACCESSORIES INCLUDED

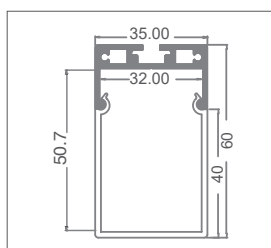
Every 3 metre bar is complete with 3 sets of end caps (without hole) and 3 sets of suspension cables.

### INSTALLATION

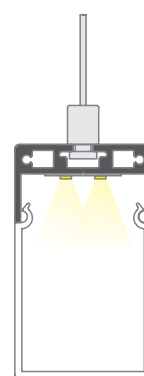
Surface or suspension installation. Driver and controller must be positioned remotely to the profile.

### PACKAGE

Supplied in packages of 5 bars, each one measuring 3 meters complete with screen and accessories. Spare accessories available with separate code.



Thanks to the possibility of using different strips the profile becomes a fixture that can provide different light temperatures, to be used depending on the activities carried out in that space at different times during the day.



Cutting Project profiles to size\*:

fixed cost of piece work

VA04

\* Includes mounting accessories.

IP20

art	Description	L1	H	L	8011905	
<b>P05E-S-PF-300</b>	aluminium suspension profile with PC screen and accessories	35	60	3000	913335	1 / 5



art	Description	8011905	
<b>P05E-A-EC</b>	3+3 metal end caps	913342	1



art	Description	8011905	
<b>P05E-A-FS</b>	3 sets of suspension cables of 1,5m	913359	1

## DECORATIVE SUSPENSION PROFILES: P06H

### CHARACTERISTICS

Suspension profile. Circular diffuser with 360° light emission. The essential design of this profile and the 360° beam opening, allows for this profile to be installed anywhere whilst responding to many needs using the same aesthetic element.

### CAN BE USED WITH LED STRIPS WITH MAXIMUM WIDTH:

30 mm.

### MAXIMUM POWER

42W/m

### MATERIALS

6063 aluminium profile with white polycarbonate screen.

### ACCESSORIES INCLUDED

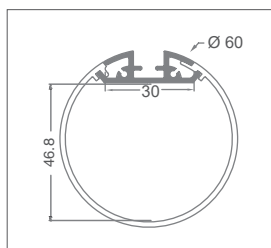
Every 3 metre bar is complete with 3 sets of end caps (without hole) 3 sets of suspension cables.

### INSTALLATION

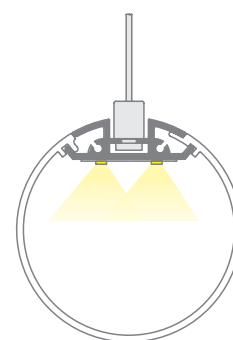
Suspension installation. Driver and controller must be positioned remotely to the profile.

### PACKAGE

Supplied as a single 3 metre bars complete with screen and accessories. Spare accessories available with separate code.



Thanks to the possibility of using different strips the profile becomes a fixture that can provide different light temperatures, to be used depending on the activities carried out in that space at different times during the day.



Cutting Project profiles to size\*:

fixed cost of piece work

VA04

\* Includes mounting accessories.

IP20

art	Description	Ø	L	8011905	
<b>P06H-S-PF-300</b>	profile complete with screen and accessories	60	3000	913212	1



art	Description	8011905	
<b>P06H-A-EC</b>	3+3 metal end caps	913229	1



art	Description	8011905	
<b>P06H-A-FS</b>	3 sets of suspension cables of 1,5m (1 set for every metre is recommended).	913236	1

## DECORATIVE SUSPENSION PROFILES: P07H

### CHARACTERISTICS

Suspension profile. Circular diffuser with 360° light emission. The essential design of this profile and the 360° beam opening, allows for this profile to be installed anywhere whilst responding to many needs using the same aesthetic element.

### CAN BE USED WITH LED STRIPS WITH MAXIMUM WIDTH:

55 mm.

### MAXIMUM POWER

60W/m

### MATERIALS

6063 aluminium profile with white polycarbonate screen.

### ACCESSORIES INCLUDED

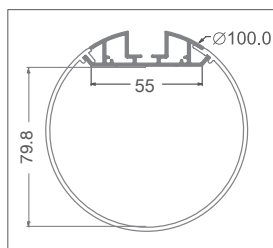
Every 3 metre bar is complete with 3 sets of end caps (with and without hole) 3 sets of suspension cables.

### INSTALLATION

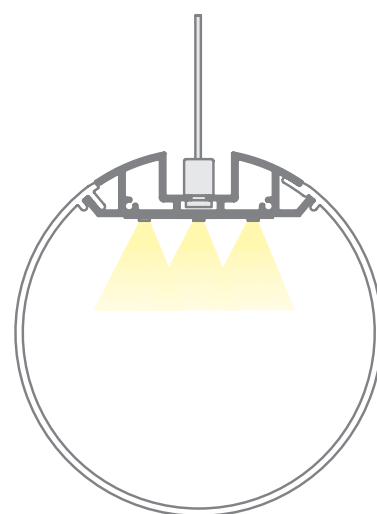
Suspension installation. Driver and controller must be positioned remotely to the profile.

### PACKAGE

Supplied as a single 3 metre bars complete with screen and accessories. Spare accessories available with separate code.



Thanks to the possibility of using different strips the profile becomes a fixture that can provide different light temperatures, to be used depending on the activities carried out in that space at different times during the day.



Cutting Project profiles to size\*:

fixed cost of piece work

VA04

\* Includes mounting accessories.

IP20

art	Description	Ø	L	8011905	
<b>P07H-S-PF-300</b>	PC screen and accessories	100	3000	913243	1



art	Description	8011905	
<b>P07H-A-EC</b>	3+3 metal end caps	913250	1




art	Description	8011905	
<b>P07H-A-FS</b>	3 sets of suspension cables of 1,5m (1 set for every metre is recommended).	913267	1

# PROFILES

## Decorative

Decorative profiles with functional purposes. For lighting walls with double emission with which it is interesting to play with different shades of Up&Down light, or the profile that makes it possible to hide the lamp in a special duct directed downwards.

The skirting board profile, perfect as a visual guide in corridors, can also house the cables necessary in the space. The stair profile, usually used in cinemas or theatres, provide a double installation possibility to first install the source and then the lighting solution. Po8B is a very versatile profile because it can be installed with an upward, downward or lateral emission: given it is surface mounted it adapts to any existing situation (thanks also to the cable compartment) and is often chosen for its robustness for applications in under grooves, railings etc...

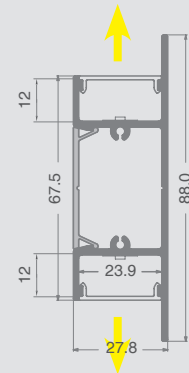



Hotel Galerías - Chile  
Lighting Design: Katerina Jofre - Architect: Cristian Fernandez - Photos: Nicolas Saieh

# project

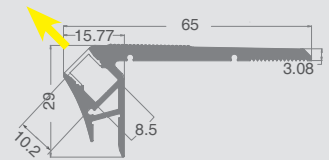

01

P06A



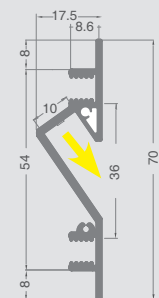
02

P06B



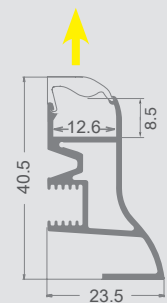

03

P05I



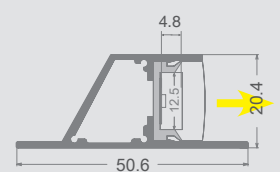
04

P04I



05

P08B





# WALL PROFILE WITH DOUBLE EMISSION: P06A

## CHARACTERISTICS

Profile for wall installation with wall washer effect upwards and downwards.

## CAN BE USED WITH LED STRIPS WITH MAXIMUM WIDTH:

23 mm

## MAXIMUM POWER:

40W/m

## MATERIALS

6063 aluminium profile with white PMMA screens.

## ACCESSORIES INCLUDED

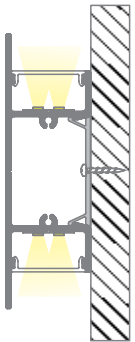

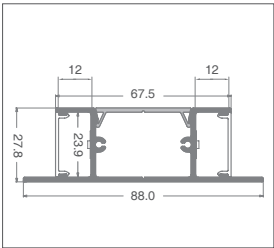
Every 3 metre bar is complete with 3 sets of end caps and the mounting bracket kit.

## INSTALLATION

Surface installation with the right brackets. Cabling can be in line with the profile or exit the back of the profile.

## PACKAGE

Supplied as a single 3 metre bars complete with screen and accessories. Spare accessories available with separate code.



Cutting Project profiles to size\*:

fixed cost of piece work

VA04


\* Includes mounting accessories.

IP20

art	Description	L1	H	L	8011905	
P06A-S-PF-300	profile complete with 2 white PMMA screens and accessories	88	27,8	3000	913182	1



art	Description	8011905	
P06A-A-EC	3+3 silver colour PC end caps	913199	1



art	Description	8011905	
P06A-A-MC	3 Pairs of metal brackets dim. 120x34.89x7,1h	913205	1

# DECORATIVE PROFILES - STEPS: P06B

## CHARACTERISTICS

Profile with double emission with front light and step marker light for installation on the edge of steps. Typically used in theatres, cinemas and conference rooms.

## CAN BE USED WITH LED STRIPS WITH MAXIMUM WIDTH:

8 mm

## MAXIMUM POWER:

24W/m

## MATERIALS

6063 aluminium profile with white PMMA screen.

## ACCESSORIES INCLUDED

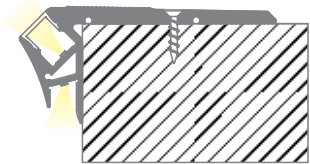
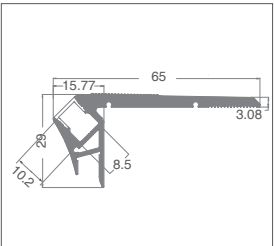
Every 3 metre bar is complete with 3 sets of end caps.

## INSTALLATION

Surface installation with screws (not included).

## PACKAGE

Supplied in packages of 5 bars, each one measuring 3 meters complete with screen and accessories. Spare accessories available with separate code.



Cutting Project profiles to size\*:

fixed cost of piece work

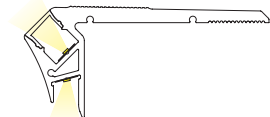

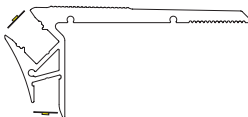
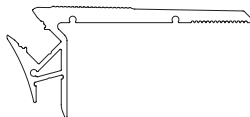
VA04

\* Includes mounting accessories.

IP20

art	Description	L1	H	L	8011905	
P06B-S-PF-300	profile complete with PMMA screen and accessories	65	29	3000	912963	1 / 5

MAX  
8mm



art	Description	8011905	
P06B-A-EC	3 sets of metal end caps	912970	1

## DECORATIVE PROFILES - WALL: P05I

### CHARACTERISTICS

Recessed wall profile with downwards emission: decorative and functional use as a courtesy light.

### CAN BE USED WITH LED STRIPS WITH MAXIMUM WIDTH:

10 mm

### MAXIMUM POWER:

24W/m

### MATERIALS

6063 aluminium profile with white polycarbonate screen.

### ACCESSORIES INCLUDED

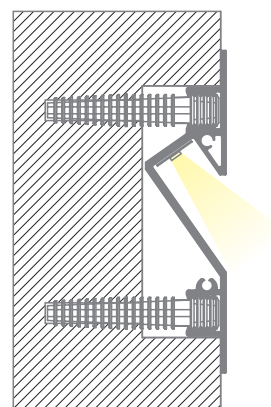
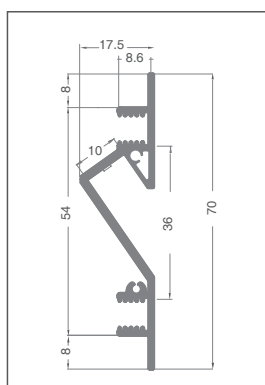
Every 3 metre bar is complete with 3 sets of end caps and 3 sets of dowels.

### INSTALLATION

Surface installation with dowels supplied.

### PACKAGE

Supplied in packages of 5 bars, each one measuring 3 meters. Spare accessories available with separate code.






Cutting Project profiles to size\*:

fixed cost of piece work

VA04

\* Includes mounting accessories.

IP20

art	Description	L1	H	L	8011905	
<b>P05I-S-PF-300</b>	aluminium profile and accessories	17,5	70	3000	913038	1 / 5
<b>MAX</b> 10mm	  					



art	Description	8011905	
<b>P05I-A-EC</b>	3 sets metal end caps	913045	1



art	Description	8011905	
<b>P05I-A-FS</b>	3 sets of dowels (1 set for every metre is recommended)	913052	1

## DECORATIVE PROFILES – SKIRTING BOARD: P04I

### CHARACTERISTICS

Skirting board profile for wall installation and upwards emission; decorative and functional use as a courtesy light.

### CAN BE USED WITH LED STRIPS WITH MAXIMUM WIDTH:

11 mm

### MAXIMUM POWER:

24W/m

### MATERIALS

6063 aluminium profile with white PMMA screen.

### ACCESSORIES INCLUDED

Every 3 metre bar is complete with 3 dowels.

### INSTALLATION

Surface installation with dowels.

### PACKAGE

Supplied in packages of 5 bars, each one measuring 3 meters complete with screen and accessories. Spare accessories available with a separate code; internal and external 90° angle available with a separate code.

Cutting Project profiles to size\*:

fixed cost of piece work

VA04

\* Includes mounting accessories.

IP20

art	Description	L1	H	L	8011905	
<b>P04I-S-PF-300</b>	profile complete with screen and accessories	23,5	40,5	3000	912987	1 / 5

MAX  
11mm



art	Description	8011905	
<b>P04I-A-EC</b>	3+3 PC silver colour end caps	912994	1




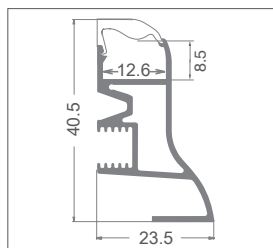
art	Description	8011905	
<b>P04I-A-FS</b>	6 pcs of dowels	913007	1
(1 set for every metre is recommended)			



art	Description	8011905	
<b>P04I-A-CPI</b>	3 pcs of internal corner connectors	913014	1



art	Description	8011905	
<b>P04I-A-CPO</b>	3 pcs of external corner connectors	913021	1



# DECORATIVE PROFILES – FLOOR/WALL: P08B

## CHARACTERISTICS

Profile for floor or wall installation with a hidden source: decorative and functional use as a courtesy light.

## CAN BE USED WITH LED STRIPS WITH MAXIMUM WIDTH:

12 mm

## MAXIMUM POWER:

10W/m

## MATERIALS

6063 aluminium profile with white PMMA screen.

## ACCESSORIES INCLUDED

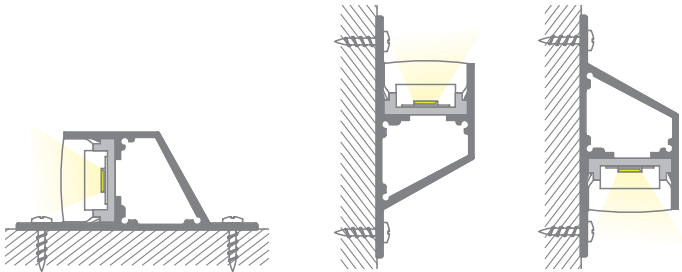
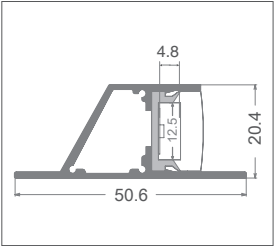
Every 3 metre bar is complete with 3 sets of end caps (with and without hole) for the PMMA profile and 3 sets of metal end caps for the aluminium profile.

## INSTALLATION

Surface installation with screws (not included).

## PACKAGE

Supplied in packages of 5 bars, each one measuring 3 meters. Spare accessories available with separate code.



Cutting Project profiles to size\*:

fixed cost of piece work

VA04

\* Includes mounting accessories.

IP20


art	Description	L1	H	L	8011905	
<b>P08B-S-PF-300</b>	profile complete with screen and accessories	50,6	20,4	3000	913649	1 / 5



art	Description	8011905	
<b>P08B-A-ECP</b>	3+3 PC end caps	913656	1



art	Description	8011905	
<b>P08B-A-ECM</b>	3+3 metal end caps	913663	1



**Tiptani Center**  
COUNTRY: Tirana - Albania




# PROFILES

## Minilight Profiles

Small circular section profiles, as light as T5 tubes and as even as long as 3 metres! Particularly suitable for the retail sector, under shelves as directional or diffused linear lighting depending on the model.

At the end of this section there is the protective 'add-on' profile for IP20 strips, ideal to facilitate cleaning without damaging the strips.



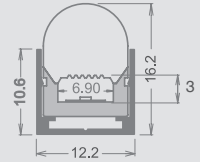

Banc of California Stadium, Los Angeles, CA  
Lighting Design: First Circle Design Architect: Gensler Photos: ©Henri Khodaverdi



# project

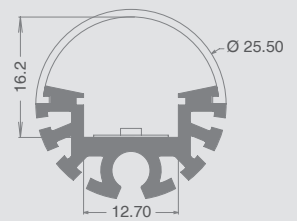
01

P01I



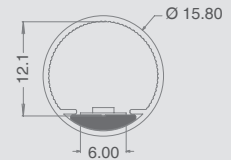
02

P03D



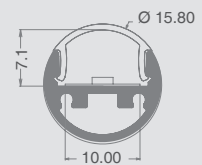
03

P01D



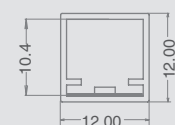
04

P02D



05

P01H



# PROFILES

project

06

P01E



# DECORATIVE PROFILES MINILIGHT: P01I

## CHARACTERISTICS

Compact size PMMA profile with a diffuser with a circular section inserted into an aluminium profile. Ideal for creating thin blades of light.

## CAN BE USED WITH LED STRIPS WITH MAXIMUM WIDTH:

6 mm.

## MAXIMUM POWER

10W/m

## MATERIALS

White PMMA profile inserted into a 6063 aluminium profile.

## ACCESSORIES INCLUDED

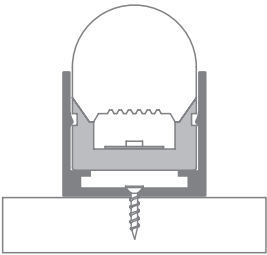
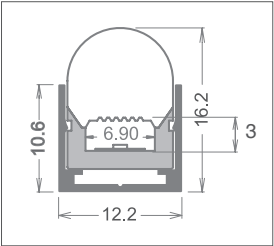
Every 3 metre bar is complete with 3 sets of end caps.

## INSTALLATION

Surface installation. Cabling can be in line with the profile or exit the bottom of the profile.

## PACKAGE

Supplied in packages of 5 bars, each one measuring 3 meters complete with screen and accessories. Spare accessories available with separate code.



Cutting Project profiles to size\*:

fixed cost of piece work

VA04

\* Includes mounting accessories.

IP20

art	Description	L1	H	L	8011905	
<b>P01I-S-PF-300</b>	alum profile + PMMA profile and accessories	12,2	16,2	3000	913472	1 / 5

MAX  
6mm



art	Description	8011905	
<b>P01I-A-EC</b>	3 sets of PC end caps	913489	1

# DECORATIVE PROFILES MINILIGHT: P03D

## CHARACTERISTICS

Compact size profile with a diffuser with a circular section of 25 mm; can be used in surface installation with the right bracket.

## CAN BE USED WITH LED STRIPS WITH MAXIMUM WIDTH:

12 mm.

## MAXIMUM POWER

30W/m

## MATERIALS

6063 aluminium profile with white PMMA screen.

## ACCESSORIES INCLUDED

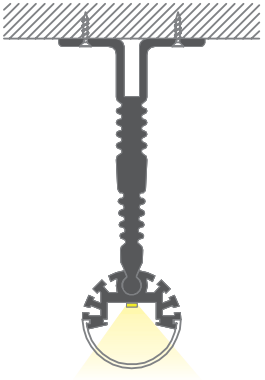
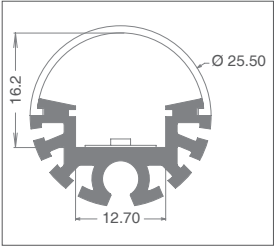
Every 3 metre bar is complete with 3 sets of end caps (with and without hole) and 3 sets of support brackets.

## INSTALLATION

Surface installation with bracket. Cabling can be in line with the profile or exit the bottom of the profile.

## PACKAGE

Supplied in packages of 5 bars, each one measuring 3 meters complete with screen and accessories. Spare accessories available with separate code.





Cutting Project profiles to size\*:


fixed cost of piece work

VA04

\* Includes mounting accessories.

IP20

art	Description	Ø	L	 8011905	
P03D-S-PF-300	profile complete with screen and accessories	25,5	3000	912864	1 / 5



art	Description	 8011905	
P03D-A-EC	3+3 metal end caps	912871	1



art	Description	 8011905	
P03D-A-MC	6 metal mounting brackets (dim. 59 mm h)	912888	1
(1 set for every metre is recommended)			

# DECORATIVE PROFILES MINILIGHT: P01D

## CHARACTERISTICS

Profile with a PC diffuser with a circular section of 15 mm: aluminium guide inside to position LED strips on.

## CAN BE USED WITH LED STRIPS WITH MAXIMUM WIDTH:

6 mm.

## MAXIMUM POWER

10W/m

## MATERIALS

PC profile with aluminium guide.

## ACCESSORIES INCLUDED

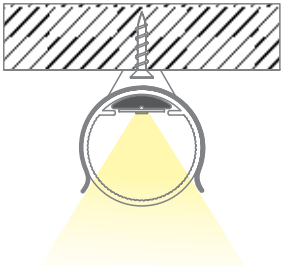
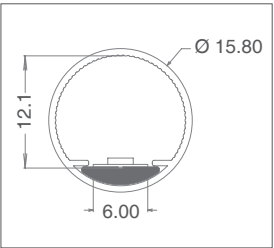
Every 2 metre bar is complete with 2 sets of end caps (with and without hole) and 2 sets of mounting clips.

## INSTALLATION

Surface installation con le clip. Cabling can be in line with the profile or exit the back of the profile.

## PACKAGE

Supplied in packages of 5 bars, each one measuring 2 meters complete with screen and accessories. Spare accessories for additional cutting available with a separate code.





Cutting Project profiles to size\*:

fixed cost of piece work

VA04


\* Includes mounting accessories.

IP20



art	Description	Ø	L	 8011905	
P01D-S-PF-200	PC profile complete with guide	15,8	2000	912833	1 / 5

MAX  
6mm



art	Description	 8011905	
P01D-A-EC	2 sets of PC end caps	912840	1



art	Description	 8011905	
P01D-A-MC	2 sets of metal mounting clips	912857	1
(1 set for every metre is recommended)			

# DECORATIVE PROFILES MINILIGHT: P02D

## CHARACTERISTICS

Aluminium profile with a circular section of 15,8 mm, with a PC diffuser.

## CAN BE USED WITH LED STRIPS WITH MAXIMUM WIDTH:

10 mm.

## MAXIMUM POWER

15W/m

## MATERIALS

6063 aluminium profile with a PC screen.

## ACCESSORIES INCLUDED

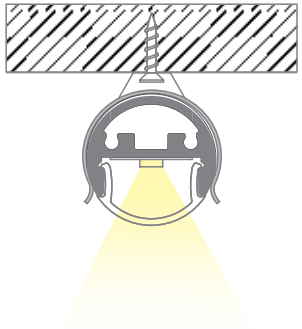
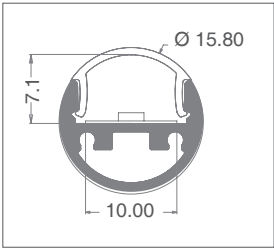
Every 3 metre bar is complete with 3 sets of end caps (with or without holes) and 3 sets of mounting clips.

## INSTALLATION

Surface installation can be right clips. Cabling can be in line with the profile or exit the back of the profile.

## PACKAGE

Supplied in packages with 5 3 metre bar complete with screen and accessories. Spare accessories available with separate code.



Cutting Project profiles to size\*:

fixed cost of piece work

VA04

\* Includes mounting accessories.

IP20



art	Description	Ø	L	 8011905	
<b>P02D-S-PF-300</b>	profile complete with screen	15,8	3000	912802	1 / 5

MAX  
10mm



art	Description	 8011905	
<b>P02D-A-EC</b>	3+3 metal end caps	912819	1



art	Description	 8011905	
<b>P02D-A-MC</b>	3 sets of metal mounting clips	912826	1

# DECORATIVE PROFILES MINILIGHT: P01H

## CHARACTERISTICS

Profile with a PMMA diffuser with a square section of 12 mm: a thin line of light that can be positioned anywhere (it attaches with double-sided tape).

## CAN BE USED WITH LED STRIPS WITH MAXIMUM WIDTH:

10 mm.

## MAXIMUM POWER

10W/m

## MATERIALS

PMMA profile.

## ACCESSORIES INCLUDED

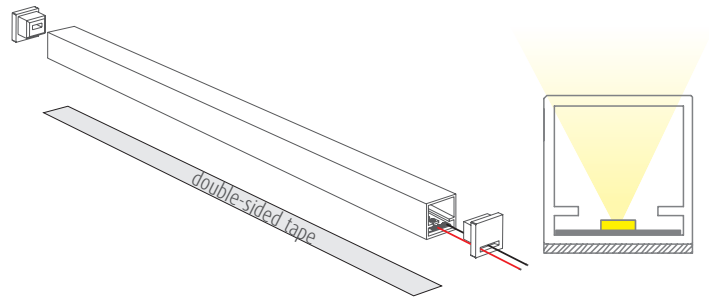
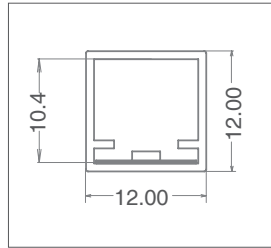
Every 2 metre bar is complete with 2 sets of end caps (with and without hole).

## INSTALLATION

Surface installation with double-sided tape (not included). Cabling can be in line with the profile or exit the back of the profile.

## PACKAGE

Supplied in packages of 5 bars, each one measuring 2 meters. Spare accessories available with separate code.



Cutting Project profiles to size\*:

fixed cost of piece work

VA04

\* Includes mounting accessories.

IP20

art	Description	L1	H	L	8011905	
P01H-S-PF-200	PMMA profile and accessories	12	12	2000	912727	1 / 5

MAX  
10mm



art	Description	8011905	
P01H-A-EC	2+2 PC end caps	912734	1



# PROTECTIVE PROFILE: P01E

## CHARACTERISTICS

Polycarbonate diffuser profile designed to protect strips from dirt and allow for perfect maintenance. It is positioned on the strip and attached with the double-sided tape provided.

## CAN BE USED WITH LED STRIPS WITH MAXIMUM WIDTH:

10 mm.

## MATERIALS

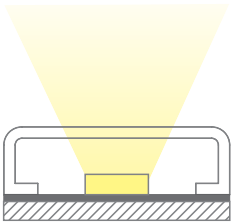
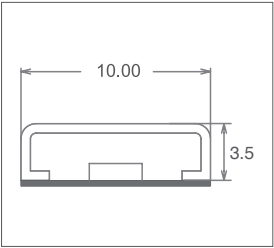
Polycarbonate profile.

## INSTALLATION

Surface installation with double-sided tape.

## PACKAGE

Supplied in packages of 10 pieces of 1 metre bars. Spare accessories available with separate code.



Cutting Project profiles to size\*:

fixed cost of piece work

VA04

\* Includes mounting accessories.

IP20

art	Description	L1	H	L	8011905	
P01E-S-PF-100	PC profile	10	3,5	1000	923501	1 / 10

MAX  
10mm





**Wynn Palace Penthouse  
Living Room**  
COUNTRY: Macao  
PHOTOS: Roger Davis

# PROFILES

## Wardrobe

Bar hangers for wardrobes with the possibility to install LED strips. The first two models differ in that they house fixed or mobile strips and have the possibility to select the distance from the screen; the third model has a circular section and can rotate.

All versions include wall bracket supports while top mount brackets are available with a separate code.

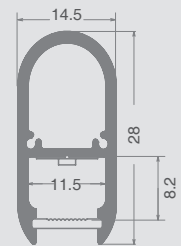


# project

01



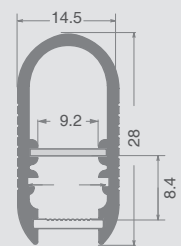
P02G



02



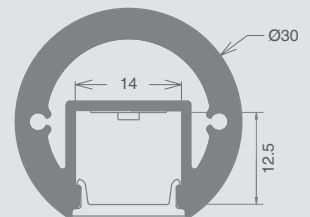
P03G



03



P04D



# WARDROBE PROFILES: P02G

## CHARACTERISTICS

Profile specially designed for wardrobes. The P02G version is the basic product , with smooth sides and fixed housing for the LED strip. **Maximum load: 10 kg/m.**

## CAN BE USED WITH LED STRIPS WITH MAXIMUM WIDTH:

10 mm.

## MAXIMUM POWER:

15W/m

## MATERIALS

6063 aluminium profile with white polycarbonate screen.

## ACCESSORIES INCLUDED

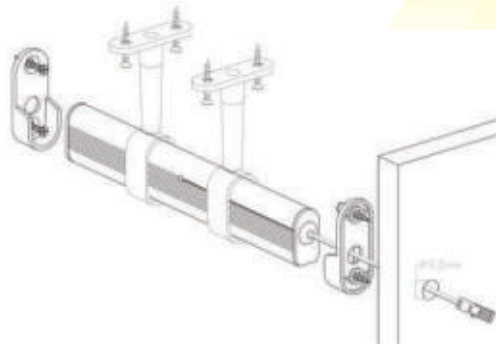
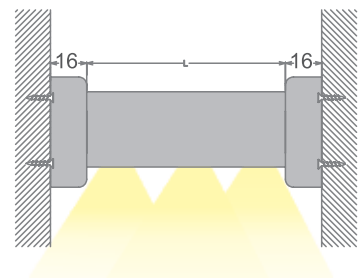
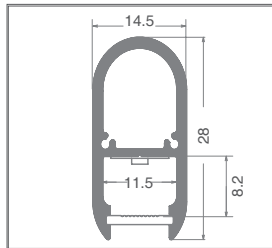
Every 3 metre bar is complete with 3 sets of end caps and 3 sets of supports for wall installation.

## INSTALLATION

Laterally with wall brackets or top support with the right bracket.

## PACKAGE

Supplied in packages of 5 bars, each one measuring 3 meters complete with screen and accessories. Spare accessories available with separate code; bracket for ceiling installation available with a separate code.



Cutting Project profiles to size\*:

fixed cost of piece work

VA04

\* Includes mounting accessories.

IP20

art	Description	L1	H	L	8011905	
<b>P02G-S-PF-300</b>	profile complete with PC screen and accessories	14,5	28	3000	912895	1 / 5

MAX  
10mm



art	Description	8011905	
<b>P02/03G-A-EC</b>	3+3 silver colour PC end caps and lateral mounting supports	912901	1



art	Description	8011905	
<b>P02/03G-A-FS</b>	3 sets of metal brackets for ceiling installation (dim. 71 mm h) (1 set for every metre is recommended)	912918	1



# WARDROBE PROFILES: P03G

## CHARACTERISTICS

Aluminium profile specially designed for wardrobes, knurled sides; complete with a guide to insert the strip into. **Maximum load: 10 kg/m.**

**CAN BE USED WITH LED STRIPS WITH MAXIMUM WIDTH:**  
8 mm.

**MAXIMUM POWER:**  
15W/m

## MATERIALS

6063 aluminium profile with white polycarbonate screen.

## ACCESSORIES INCLUDED

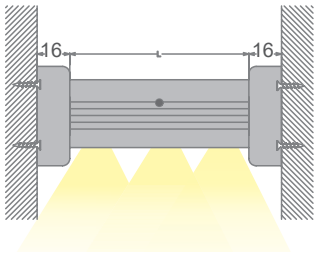
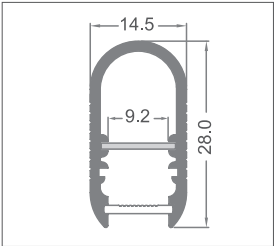
Every 3 metre bar is complete with 3 sets of end caps 3 sets of supports for wall installation.

## INSTALLATION

Laterally with wall brackets or top support with the right bracket.

## PACKAGE

Supplied in packages of 5 bars, each one measuring 3 meters complete with screen and accessories. Spare accessories available with separate code; bracket for ceiling installation available with a separate code.



Cutting Project profiles to size\*:

fixed cost of piece work

VA04

\* Includes mounting accessories.

IP20

art	Description	L1	H	L	8011905	
<b>P03G-S-PF-300</b>	profile complete with PC screen and accessories	14,5	28	3000	912925	1 / 5

MAX  
8mm



art	Description	8011905	
<b>P02/03G-A-EC</b>	3+3 silver colour PC end caps and lateral mounting supports	912901	1



art	Description	8011905	
<b>P02/03G-A-FS</b>	3 sets of metal brackets for ceiling installation (dim. 71 mm h) (1 set for every metre is recommended)	912918	1

## WARDROBE AND HANDRAIL PROFILES: P04D

### CHARACTERISTICS

Considerably thick profile with a circular section of 30 mm. Can be used in wardrobes, handrails and as a decorative element. The profile can rotate 180° on supports to position the light where necessary.  
**Maximum load: 20 kg/m.**

### CAN BE USED WITH LED STRIPS WITH MAXIMUM WIDTH:

12 mm.

### MAXIMUM POWER:

30W/m

### MATERIALS

6063 aluminium profile with white polycarbonate screen.

### ACCESSORIES INCLUDED

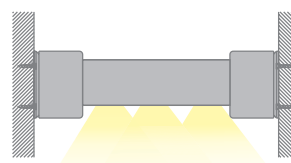
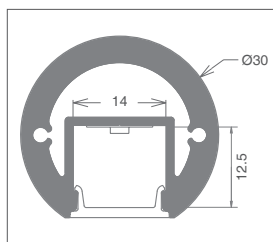
Every 3 metre bar is complete with 3 sets of end caps and 3 sets of supports for wall installation.

### INSTALLATION

Laterally with wall brackets or top support with the right bracket.

### PACKAGE

Supplied in packages of 5 bars, each one measuring 3 meters complete with screen and accessories. Spare accessories available with separate code; bracket for ceiling installation available with a separate code.



Cutting Project profiles to size\*:

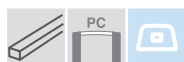
fixed cost of piece work

VA04

\* Includes mounting accessories.

IP20

art	Description	Ø	L	8011905	
<b>P04D-S-PF-300</b>	profile complete with PC screen and accessories	30	3000	912932	1 / 5



art	Description	8011905	
<b>P04D-A-EC</b>	3+3 PC silver colour end caps and supports for lateral installation	912949	1



art	Description	8011905	
<b>P04D-A-FS</b>	3 sets of metal brackets for ceiling installation (dim. 80 mm h)	912956	1



# Personalised service

# PERSONALISED SERVICE

## Ready to install

A personalised service is provided for all light ranges and profiles in this catalogue. Every process entails a fixed price that must be added to the cost per metre of the strips or profiles to be cut to size. Also consider the possibility to insert strips in profiles:

	<b>Cutting DURASTRIP HiVOLT to size* (includes a 150 cm cable):</b>
VA00	fixed cost of piece work
	<b>Cutting DURASTRIP to size* (includes a 20 cm cable):</b>
VA01	fixed cost of piece work
	<b>Cutting DuraNeonFlex to size* (includes a 30 cm cable):</b>
VA02	fixed cost of piece work
	<b>Cutting Universal and Essential profiles to size (includes mounting accessories) :</b>
	<b>Cutting DuraNeonFlex to size (no terminal)*:</b>
VA03	fixed cost of piece work
	<b>Cutting Project profiles to size (includes mounting accessories):</b>
VA04	fixed cost of piece work
	<b>Assembly of strips onto profiles:</b>
VA05	fixed cost of piece work
	EXAMPLE:
	<b>Cutting DURASTRIP to size inserted in a Universal or Essential profile (for every piece):</b>
VA01	fixed cost of cutting the strip
VA03	fixed cost of cutting the Universal or Essential profile
VA05	fixed cost of assembling the strip +profile (for every strip)

\* Durastrip and DuraNeonFlex must be cut by respecting the cutting pitch distances for each type.

Other particular processes such as resins, cables of specific lengths etc, must be agreed with the sales force on a project basis. The personalised service is subject to a minimum order: your local sales contact or our headquarters in Florence will evaluate the options available with you depending on the size of the project and required production time.

# Technical Data

# KEY









## LED WARRANTY SPECIFICATIONS KEY - Warranties on all LED fixtures and LED lamps:

<b>G3</b>	Up to 3 years (4000h/year)*	*4000h = 11h a day x 365 days. Without limitations on the duration of use for the first year, provided the observance of the installation conditions.
<b>G4/h24</b>	Full Guarantee 4 years (24h/24h)	h24, provides Total Warranty! The winning element for great projects.
<b>G5/h24</b>	Full Guarantee 5 years (24h/24h)	h24, Total Warranty up to 5 years use!







The specific guarantee that each item enjoys is clearly indicated in the catalog and is subject to compliance to the limitations of use. For details, refer to [www.duralamp.it](http://www.duralamp.it) or contact the sales force.

<b>PROJECT</b>	The articles identified as PROJECT are high-tech articles. Stock is often limited to a few demonstration items and production is activated for specific projects and quantities.
----------------	--

## TABLE PAGES KEY

<b>W</b>	Rated watts for lamps or fixtures
<b>V</b>	Lamp or fixture voltage
<b>lm</b>	Lumen: unit of measurement of the flux emitted by a lamp or fixture. In the case of DURALAMP'S fixtures it indicates the real emission of the fixture in stable conditions. This data is the same used in the photometrics for lighting calculations.
<b>K</b>	K= Kelvin colour temperature indicated in Kelvin.
<b>COLOUR NM</b>	Colour in nanometres, unit of spatial measurement of wavelengths of visible/invisible radiation.
<b>PF</b>	Power Factor
	Beam opening
<b>Ø/L1/L2/L3</b>	Diameter and other dimensions expressed in mm except where otherwise indicated.
	Weight of single item article in grams (except where otherwise indicated)
	Minimum packaging: complying with packaging quantities when ordering speeds orders and ensures greater safety of goods. The quantity indication "1/xx" means that the price refers to the single piece.
	Class I Fixture- Fixture with protective earthing
	Class II Fixture – Fixture with double insulation, no earthing required
	Class III Fixture – Low voltage fixture, no earthing required
	Can be used with a dimmer. A list of compatible dimmers is found in individual product files on the web site.
	Not to be used with a dimmer.
<b>Ra&gt;XX</b>	Colour Rendering Index
<b>XX000h</b>	Operating life in hours indicated as L70 or L50, always measured at 25° room temperature AT. The lifespan is modified substantially with a rise in temperature.

## KEY

	Driveways
	Walkable
	Operating life of a LED fixture or lamp maintaining the indicated flux: L70= 70% flux; L50= 50% flux.
	<p>IK Code, International Protection Marking, classifies and rates the degree of protection for light fixtures against external mechanical impact.</p> <p>IK01 0,15 Joule            IK02 0,20 Joule            IK03 0,35 Joule            IK04 0,5 Joule            IK05 0,7 Joule            IK06 1,00 Joule            IK07 2,00 Joule            IK08 5,00 Joule            IK09 10,00 Joule            IK10 20,00 Joule</p>
	<p>IP Code, International Protection Marking, classifies and rates the degree of protection for light fixtures against the intrusion of solid particles (first number) and water (second number).</p> <p>IP20 protected against solid objects up to Ø 12 mm.            IP23 protected against solid objects up to Ø 12 mm and sprays of water.            IP40 protected against solid objects over Ø 1 mm.            IP43 protected against solid objects over Ø 1 mm and sprays of water.            IP44 protected against solid objects over Ø 1 mm and splashed water.            IP54 protected against dust and splashed water.            IP55 protected against dust and low pressure jets of water.            IP65 Totally protected against dust and low pressure jets of water.            IP66 Totally protected against dust and strong jets of water.            IP67 Totally protected against dust and temporary immersion.            IP68 Totally protected against dust and immersion in water (with an indication of the permitted depth in metres).</p>
	IP rating of the internal housing side (VI) and Optic side IP rating (VO)

All measurements are expressed in mm except where expressly indicated.

## NB

Available on order: the message "Available on order" often appears in the catalogue. We've added it to offer our customers the broadest choice option. Careful though: if an article is available "on order", it means that it is not readily available in stock and only minimum quantities are available for purchase. We therefore recommend that you contact sales for further details.



### CERTIFIED QUALITY

All Targetti powered by Duralamp products are CE marked, ie they comply with all applicable European Directives. The UL mark is issued after certification of the product by third parties such as UL, an independent, non-governmental and non-profit organisation whose mission is to ensure that products conform to standards set by ANSI, the American National Standards Institute. UL certification is therefore a Quality and Safety mark and is required for products to be used in the United States and countries that make reference to the same standards.

The EAC mark is the Euroasian Conformity mark required for exporting products to the Customs Union of Russia, Belarus, Armenia, Kazakhstan, Kyrgyzstan. It is comparable to the CE mark and refers to the declaration of compliancy to the technical standards required by the Eurasian Customs Union.

### CERTIFIED COMPANY



Targetti e Duralamp operates under ISO 9001, an international reference standard for quality management of all company processes.

# TECHNICAL ANALYSIS

lm

## FLUX AND EFFICIENCY

Luminous Flux and Efficiency represent the key information for the evaluation of the performance of a product. What do they represent exactly? Luminous flux represents the emission of the LED source, that is the total amount of light produced by the light source. Efficiency represents the ration between the emission and the power absorbed by the source, that is the total amount of emitted light divided per the energy consumed by the LED source. Nowadays there is not a sole way of publishing these data, each company on the market makes its own choice. This means that catalogues of different companies publish different kinds of information, ranging from the data declared by LED producers to values referable to the LED source in peculiar conditions, but also to values that take into account the "loss" due to reflectors, lenses, drivers and so on. In general, the most reliable data is the value measured on the fixture in its effective usage conditions. In order to let our customers have a clearer idea of the declared data, Duralamp specifies for each LED fixture both its effective flux/efficiency values and the values directly referable to the source, as declared by the producer. The purpose of this methodic choice is to simplify the understanding of the data, and, consequently, to provide our customer the immediate possibility of comparison among Duralamp lighting fixtures and those by other brands. The rapid technical progress of LED sources results in continuous changes in terms of luminous flux and, consequently, efficacy. The information provided by the catalogue should therefore be referred to the date of publication - for regularly updated information please visit the site web.

L70

## LED LIFESPAN

LED lamps, unlike traditional lamps do not suddenly stop working but gradually decrease their initial flow unless there are defects or electric shocks. A LED lamp is considered to be no longer functioning it reaches 70% of their initial flow (L70). Life tests are performed following standard IES LM-80. The life span of LED lamps is strongly influenced by the lamps operating temperature once they are installed in fixtures. Duralamp fixtures are designed to have a very low LED operating temperature to ensure the lamps have a very long lifespan.

According to the IEC / PAS 62717 standard, the useful life of a LED can be defined with an additional parameter, for example 50'000h L80B10, meaning the period of time (50'000h) in which 10% (B10) of the LED products of the same type has gradually fallen below 80% of the initial nominal flux.

Tc

## TEMPERATURE AND PERFORMANCE

The working temperature of a LED source has a significant effect on its useful life, maintenance of luminous flux and efficiency. Correct temperature management, i.e. thermal management of the power in use is a crucial factor in ensuring the performance and reliability of products.

The main characteristic to determine reliability of a product and consistency of performance is measuring the junction temperature (Tj), that can be measured indirectly as luminous flux and the useful life are linked to this parameter. Tj values between 60°C and 90°C allow you to have products with high reliability, performance and estimated lifespans that adhere to market demands. Careful attention must be paid when reading the declared data given that LED manufacturers provide data on the flux at a temperature of Tj 25°C, a condition that is not physically possible for normal use where the LED source is turned on and tested in a fraction of a second and does not produce any heat. Duralamp products are measured and characterised for thermal stability to provide real data on everyday use for the catalogue and users. Well-designed fixtures that ensure proper dissipation also ensure constant flow, colour and spectrum parameters as well as reliability and durability in the declared lifespan.



## COLOUR CONSISTENCY

LED lamps have extensive production tolerances in relation to chromaticity. For years Duralamp has only used lamps with colour consistency that is measured using the MacAdam Ellipse system. This allows for absolute repeatability of the colour characteristics compared to the binning based system. LED lamps used by Duralamp are at least 3-steps of MacAdam (3SDCM).

Ra

## COLOUR RENDERING INDEX CRI or Ra

The colour rendering index CRI indicates the ability of a light source to reveal colours faithfully. Lighting a coloured object with two sources with different CRI will reveal different colours depending on the source used. It is important not to confuse the CRI with data relating to the colour temperature of a source (expressed in K); two sources with the same colour temperature can have different colour rendering indexes. The CRI strongly influences the efficiency of a LED source and many times lighting designers have to choose between the quality and quantity of light.

The LED sources that are fitted in products in the Duralamp collection normally have a colour rendering index that reaches CRI 85. In some case there are also sources with a high colour rendering index (CRI>95).

TM30

## New TM30 Standard - a more precise colour definition

It is evident that a single index is not sufficient to completely characterize the colour rendering of a source.

The TM-30 is the method by which we group together well-known evaluation systems, organized in a systematic way, with the introduction of two other different indexes, the Fidelity Index Rf (which indicates the fidelity of colour rendering) and the Gamut Index Rg (used to evaluate the increase or decrease in saturation), in turn accompanied by a form of graphic representation. Furthermore the method evaluates the illuminant on 99 samples (CES) that reflect the colours of the leaves, flowers, skin tones, paintings, etc. so as to extend our ability to establish its specific rendering.

## UGR

### UGR

UGR (Unified Glare Rating) is a unified factor in the international field developed by the CIE (International Commission on Illumination) to evaluate direct discomfort glare due to the use of lighting products. In the European Standard relating to indoor workplaces UNI EN 12464-1, the UGR varies from a minimum value of 10 (no glare) to a maximum value of 30 (considerable glare). The lower the value the lower the glare. The UGR value needs to be calculated because it takes into account the size and characteristics of the environment, the background luminance (ceiling, wall, etc), the luminance of light fixtures and the position of the latter in relation to the observation point.

UGR classification applications

- <13 imperceptible
- 16 perceptible technical drawings
- 19 perceptible reading, writing, schools, offices, working on a pc
- 22 perceptible industry and crafts
- 25 uncomfortable raw industrial jobs
- 28 uncomfortable railway tracks, warehouses
- >28 intolerable

## PHOTOMETRICS KEY

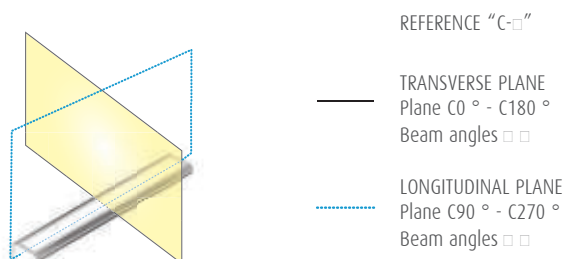
Photometric measurements were taken at the Duralamp Photometric Laboratory. These measurements are performed at a room temperature equal to  $25 \pm 1$  °C as required by UNI EN 13032-1 - Light and lighting - Measurement and presentation of photometric data of lamps and luminaires - Part 1.

The photometric values quoted are dependent on the optical system to which they relate, and from the light source used. In order to improve its production, the Company reserves the right to change these optical systems and consequently relative photometric data without notice.

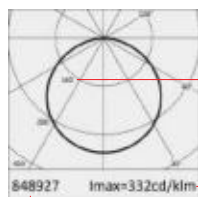
For ease of use, the photometric curve present within this catalogue is shown and explained below.

On the web site [www.duralamp.it](http://www.duralamp.it) the special section "INFO TECH /Eulumdat" provides all the photometric data in ldt. format that is also given on every product data-sheet.

The photometric curves shown in this catalogue are compiled according to the "C-□" international reference system, where the C0-C180 plane is perpendicular to the fixtures and the C90-C270 plane is parallel to the fixtures, as depicted in the figure. For symmetrical and rotationally symmetric fixtures therefore, a single curve is used.



### POLAR DIAGRAM



LUMINOUS INTENSITY

PHOTOMETRIC CURVE

IMAX

PHOTOMETRIC CODE: these are the last 6 digits of the item's barcode

4000K Ra90		KELVIN - IRC/Ra
Fixture Power	12W	FIXTURE POWER
Source Flux	1180lm	LED FLUX
Fixture Flux	1180lm	FIXTURE FLUX
Efficacy	98lm/W	EFFICACY
I <sub>max</sub>	391cd	IMAX

H(m)	D(m)	E <sub>max</sub> (lx)	
	118°		BEAM ANGLE
1	3.31	391	DISTANCE FROM THE PLAN (m)
2	6.61	98	
3	9.92	43	Ø LUMINOUS CONE (m)
4	13.23	24	
5	16.53	16	MAX ILLUMINATION (lx)

All Duralamp luminaires have integrated LED sources that cannot be separated: therefore the source flux and the luminaire flux show the same value.




# PHOTOMETRICS

## DURASTRIP

### PRO70 IP65

### 07U402414EX-SB

	4000K	H(m)	D1(m)	D2(m)	Emax(lx)	
	Ra95		108"	109"		
	Fixture Power	14W	1	2.74	2.79	483
	Source Flux	1350lm	2	5.47	5.57	121
	Fixture Flux	1350lm	3	8.21	8.36	54
	Efficacy	96lm/W	4	10.94	11.14	30

954802 Imax=358cd/klm Imax 483cd 5 13.68 13.93 19

### PRO70 IP65

### 07U402410EX-SB

	4000K	H(m)	D1(m)	D2(m)	Emax(lx)		
	Ra95		108"	109"			
	Fixture Power	10W	1	2.74	2.79	394	
	Source Flux	1100lm	2	5.47	5.57	98	
	Fixture Flux	1100lm	3	8.21	8.36	44	
	Efficacy	110lm/W	4	10.94	11.14	25	
	954796	Imax=358cd/klm	Imax	394cd	5	13.68	13.93

### PRO70 IP65

### 07U402407EX-SB

	4000K	H(m)	D1(m)	D2(m)	Emax(lx)		
	Ra95		108"	109"			
	Fixture Power	7W	1	2.74	2.79	279	
	Source Flux	780lm	2	5.47	5.57	70	
	Fixture Flux	780lm	3	8.21	8.36	31	
	Efficacy	108lm/W	4	10.94	11.14	17	
	954819	Imax=358cd/klm	Imax	279cd	5	13.68	13.93

### PRO70 IP20

### 07U402410IN-SB

	4000K	H(m)	D1(m)	D2(m)	Emax(lx)		
	Ra95		108"	109"			
	Fixture Power	10W	1	2.74	2.79	394	
	Source Flux	1100lm	2	5.47	5.57	98	
	Fixture Flux	1100lm	3	8.21	8.36	44	
	Efficacy	110lm/W	4	10.94	11.14	25	
	954673	Imax=358cd/klm	Imax	394cd	5	13.68	13.93

### PRO70 IP20

### 07U402407IN-SB

	4000K	H(m)	D1(m)	D2(m)	Emax(lx)	
	Ra95		108"	109"		
	Fixture Power	7W	1	2.74	2.79	279
	Source Flux	780lm	2	5.47	5.57	70
	Fixture Flux	780lm	3	8.21	8.36	31
	Efficacy	108lm/W	4	10.94	11.14	17

954697 Imax=358cd/klm Imax 279cd 5 13.68 13.93 11

### PRO70 IP20

### 07U402414IN

	4000K	H(m)	D1(m)	D2(m)	Emax(lx)		
	Ra95		108"	109"			
	Fixture Power	14W	1	2.74	2.79	483	
	Source Flux	1350lm	2	5.47	5.57	121	
	Fixture Flux	1350lm	3	8.21	8.36	54	
	Efficacy	96lm/W	4	10.94	11.14	30	
	954680	Imax=358cd/klm	Imax	483cd	5	13.68	13.93

### PRO IP68

### 07U602410X0

	6000K	H(m)	D1(m)	D2(m)	Emax(lx)	
	Ra95		108"	109"		
	Fixture Power	9W	1	2.74	2.79	322
	Source Flux	900lm	2	5.47	5.57	81
	Fixture Flux	900lm	3	8.21	8.36	36
	Efficacy	100lm/W	4	10.94	11.14	20

848521 Imax=358cd/klm Imax 322cd 5 13.68 13.93 13

### PRO IP68

### 07U302412X0

	3000K	H(m)	D1(m)	D2(m)	Emax(lx)	
	Ra95		108"	109"		
	Fixture Power	12W	1	2.74	2.79	412
	Source Flux	1150lm	2	5.47	5.57	103
	Fixture Flux	1150lm	3	8.21	8.36	46
	Efficacy	96lm/W	4	10.94	11.14	26

848613 Imax=358cd/klm Imax 412cd 5 13.68 13.93 16

### PRO IP68

### 07U302410X0

	3000K	H(m)	D1(m)	D2(m)	Emax(lx)	
	Ra95		108"	109"		
	Fixture Power	9W	1	2.74	2.79	304
	Source Flux	850lm	2	5.47	5.57	76
	Fixture Flux	850lm	3	8.21	8.36	34
	Efficacy	94lm/W	4	10.94	11.14	19

841041 Imax=358cd/klm Imax 304cd 5 13.68 13.93 12

### PRO IP68

### 07U602412X0

	6000K	H(m)	D1(m)	D2(m)	Emax(lx)	
	Ra95		108"	109"		
	Fixture Power	12W	1	2.74	2.79	430
	Source Flux	1200lm	2	5.47	5.57	107
	Fixture Flux	1200lm	3	8.21	8.36	48
	Efficacy	100lm/W	4	10.94	11.14	27
	848514 Imax=358cd/klm	Imax	430cd	5	13.68	13.93

### PRO IP68

### 07U302415X0

		3000K	H(m)	D1(m)	D2(m)	Emax(lx)	
		Ra95		108"	109"		
		Fixture Power	15W	1	2.74	2.79	483
		Source Flux	1350lm	2	5.47	5.57	121
		Fixture Flux	1350lm	3	8.21	8.36	54
		Efficacy	90lm/W	4	10.94	11.14	30

842215 Imax=358cd/klm Imax 483cd 5 13.68 13.93 19

### PRO IP68

### 07U602415X0

	6000K	H(m)	D1(m)	D2(m)	Emax(lx)	
	Ra95		108"	109"		
	Fixture Power	15W	1	2.74	2.79	501
	Source Flux	1400lm	2	5.47	5.57	125
	Fixture Flux	1400lm	3	8.21	8.36	56
	Efficacy	93lm/W	4	10.94	11.14	31

848507 Imax=358cd/klm Imax 501cd 5 13.68 13.93 20

## DURASTRIP

### PRO240 IP65

### 07U402424EX-TB

	4000K	H(m)	D1(m)	D2(m)	Emax(lx)		
	Ra95		108°	109°			
	Fixture Power	24W	1	2.74	2.79	788	
	Source Flux	2200lm	2	5.47	5.57	197	
	Fixture Flux	2200lm	3	8.21	8.36	88	
	Efficacy	92lm/W	4	10.94	11.14	49	
	954390	Imax=358cd/klm	Imax	788cd	5	13.68	13.93

### PRO240 IP65

### 07U402419EX-TB

	4000K	H(m)	D1(m)	D2(m)	Emax(lx)		
	Ra95		108°	109°			
	Fixture Power	19W	1	2.74	2.79	644	
	Source Flux	1800lm	2	5.47	5.57	161	
	Fixture Flux	1800lm	3	8.21	8.36	72	
	Efficacy	95lm/W	4	10.94	11.14	40	
	954352	Imax=358cd/klm	Imax	644cd	5	13.68	13.93

### PRO240 IP65

### 07U402414EX-TB

	4000K	H(m)	D1(m)	D2(m)	Emax(lx)		
	Ra95		108°	109°			
	Fixture Power	14W	1	2.74	2.79	501	
	Source Flux	1400lm	2	5.47	5.57	125	
	Fixture Flux	1400lm	3	8.21	8.36	56	
	Efficacy	100lm/W	4	10.94	11.14	31	
	954314	Imax=358cd/klm	Imax	501cd	5	13.68	13.93

### HIGH DENSITY

### 07U402424INH0

	4000K	H(m)	D(m)	Emax(lx)			
	Ra90		117°				
	Fixture Power	24W	1	3.25	644		
	Source Flux	2040lm	2	6.50	161		
	Fixture Flux	2040lm	3	9.74	72		
	Efficacy	85lm/W	4	12.99	40		
	07U402424INH0	Imax=316cd/klm	Imax	644cd	5	16.24	26

### ULTRA HD700

### 07U402420INUHD

	4000K	H(m)	D(m)	Emax(lx)		
	Ra90		117°			
	Fixture Power	20W	1	3.25	568	
	Source Flux	1800lm	2	6.50	142	
	Fixture Flux	1800lm	3	9.74	63	
	Efficacy	90lm/W	4	12.99	36	
	950118	Imax=316cd/klm	Imax	568cd	5	16.24

### TRIPLES

### 07U402442INTR

	3000K	H(m)	D(m)	Emax(lx)	
	Ra90		117°		
	Fixture Power	42W	1	3.25	1597
	Source Flux	5060lm	2	6.50	399
	Fixture Flux	5060lm	3	9.74	177
	Efficacy	120lm/W	4	12.99	100
	07U40244INTR Imax=316cd/klm	Imax	1597cd	5	16.24

### EXTRA NARROW

### 07U602407INEN

	6000K	H(m)	D(m)	Emax(lx)		
	Ra90		117°			
	Fixture Power	7W	1	3.25	215	
	Source Flux	680lm	2	6.50	54	
	Fixture Flux	680lm	3	9.74	24	
	Efficacy	97lm/W	4	12.99	13	
	07U602407INEN	Imax=316cd/klm	Imax	215cd	5	16.24

### EXTRA NARROW

### 07U402411INUEN

	4000K	H(m)	D(m)	Emax(lx)		
	Ra90		117°			
	Fixture Power	11W	1	3.25	253	
	Source Flux	800lm	2	6.50	63	
	Fixture Flux	800lm	3	9.74	28	
	Efficacy	73lm/W	4	12.99	16	
	956660	Imax=316cd/klm	Imax	253cd	5	16.24

### EXTRA NARROW

### 07U402411EXUEN

	4000K	H(m)	D(m)	Emax(lx)		
	Ra90		117°			
	Fixture Power	11W	1	3.25	253	
	Source Flux	800lm	2	6.50	63	
	Fixture Flux	800lm	3	9.74	28	
	Efficacy	73lm/W	4	12.99	16	
	956721	Imax=316cd/klm	Imax	253cd	5	16.24


### EXTRA NARROW

### 07U402407INEN

	4000K	H(m)	D(m)	Emax(lx)		
	Ra90		117°			
	Fixture Power	7W	1	3.25	193	
	Source Flux	610lm	2	6.50	48	
	Fixture Flux	610lm	3	9.74	21	
	Efficacy	85lm/W	4	12.99	12	
	923150	Imax=316cd/klm	Imax	193cd	5	16.24

### BIDIRECTIONAL

### 07U302414INBD

	4000K	
	Ra90	
	Fixture Power	14W
	Source Flux	1300lm
	Fixture Flux	1300lm
	Efficacy	90lm/W
	07U302414INBD	Imax

# PHOTOMETRICS

## DURASTRIP

### S BEND

07U402407INEB

	4000K	H(m)	D(m)	Emax(lx)
	Ra80		117°	
	Fixture Power	7W	1	3.25
	Source Flux	580lm	2	6.50
	Fixture Flux	580lm	3	9.74
	Efficacy	81lm/W	4	12.99
	955298	Imax=316cd/klm	Imax	183cd

### EXTRALONG 24V

07U302411XOL2000

	3000K	H(m)	D(m)	Emax(lx)
	Ra90		117°	
	Fixture Power	11W	1	3.25
	Source Flux	695lm	2	6.50
	Fixture Flux	695lm	3	9.74
	Efficacy	63lm/W	4	12.99
	07U302411XOL2000	Imax=316cd/klm	Imax	219cd

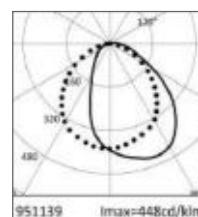
### EXTRALONG 48V

07U304806INL5000

	3000K	H(m)	D(m)	Emax(lx)
	Ra90		117°	
	Fixture Power	6W	1	3.25
	Source Flux	520lm	2	6.50
	Fixture Flux	520lm	3	9.74
	Efficacy	93lm/W	4	12.99
	07U304806INL5000	Imax=316cd/klm	Imax	164cd

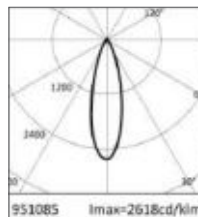
### WALL WASHER

07U402420XWA

	4000K	H(m)	D1(m)	D2(m)	Emax(lx)
	Ra90		75°	101°	
	Fixture Power	19W	1	1.82	2.66
	Source Flux	1450lm	2	3.65	5.33
	Fixture Flux	1450lm	3	5.47	7.99
	Efficacy	76lm/W	4	7.30	10.66
	951139	Imax=448cd/klm	Imax	650cd	5

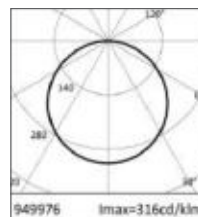
### GRAZER

07U402420XWG

	4000K	H(m)	D(m)	Emax(lx)
	Ra90		29°	
	Fixture Power	19W	1	0.52
	Source Flux	2250lm	2	1.04
	Fixture Flux	2250lm	3	1.56
	Efficacy	117lm/W	4	2.08
	951085	Imax=2618cd/klm	Imax	5891cd

### FULL SPECTRUM

07U402414INFS

	4000K	H(m)	D(m)	Emax(lx)
	Ra95		117°	
	Fixture Power	14W	1	3.25
	Source Flux	1300lm	2	6.50
	Fixture Flux	1300lm	3	9.74
	Efficacy	93lm/W	4	12.99
	949976	Imax=316cd/klm	Imax	410cd

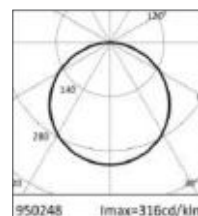
### TUNABLE CCT

07U183524INHIC

	3500K	H(m)	D(m)	Emax(lx)
	Ra90		117°	
	Fixture Power	14W	1	3.25
	Source Flux	1000lm	2	6.50
	Fixture Flux	1000lm	3	9.74
	Efficacy	71lm/W	4	12.99
	950057	Imax=316cd/klm	Imax	316cd

### DIM-TO-WARM

07U18302410INK

	3000K	H(m)	D(m)	Emax(lx)
	Ra90		117°	
	Fixture Power	10W	1	3.25
	Source Flux	900lm	2	6.50
	Fixture Flux	900lm	3	9.74
	Efficacy	94lm/W	4	12.99
	950248	Imax=316cd/klm	Imax	284cd

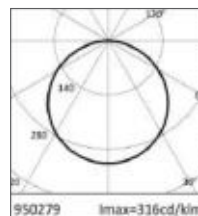
### EXTREME TUNABLE CCT

07UET2423IN

	4000K	H(m)	D(m)	Emax(lx)
	Ra80		121°	
	Fixture Power	23W	1	3.57
	Source Flux	1250lm	2	7.13
	Fixture Flux	1250lm	3	10.70
	Efficacy	54lm/W	4	14.27
	950187	Imax=317cd/klm	Imax	396cd

### DIM-TO-WARM

07U27602410EXK

	3000K	H(m)	D(m)	Emax(lx)
	Ra90		117°	
	Fixture Power	10W	1	3.25
	Source Flux	900lm	2	6.50
	Fixture Flux	900lm	3	9.74
	Efficacy	94lm/W	4	12.99
	950279	Imax=316cd/klm	Imax	284cd



## DURANEONFLEX

### DURANEONFLEX TOP

09UT240940

	4000K	H(m)	D1(m)	D2(m)	Emax(lx)
	Ra80		111°	162°	
	Fixture Power	9W	1	2.89	12.91 134
	Source Flux	570lm	2	5.79	25.81 33
	Fixture Flux	570lm	3	8.68	38.72 15
	Efficacy	63lm/W	4	11.57	51.63 8
09UT240940 lmax=235cd/klm	lmax	134cd	5	14.47	64.54 5

### DURANEONFLEX TOP

09UT241440

	4000K	H(m)	D1(m)	D2(m)	Emax(lx)
	Ra80		111°	162°	
	Fixture Power	14W	1	2.89	12.91 197
	Source Flux	840lm	2	5.79	25.81 49
	Fixture Flux	840lm	3	8.68	38.72 22
	Efficacy	60lm/W	4	11.57	51.63 12
09UT241440 lmax=235cd/klm	lmax	197cd	5	14.47	64.54 8

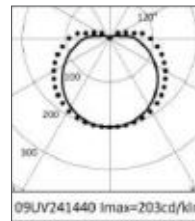
### DURANEONFLEX VERT

09UV240940

	4000K	H(m)	D1(m)	D2(m)	Emax(lx)
	Ra80		137°	171°	
	Fixture Power	9W	1	5.10	25.47 85
	Source Flux	420lm	2	10.19	50.94 21
	Fixture Flux	420lm	3	15.29	76.41 9
	Efficacy	47lm/W	4	20.38	101.88 5
09UV240940 lmax=203cd/klm	lmax	85cd	5	25.48	127.35 3

### DURANEONFLEX VERT

09UV241440

	4000K	H(m)	D1(m)	D2(m)	Emax(lx)
	Ra80		137°	171°	
	Fixture Power	14W	1	5.10	25.47 128
	Source Flux	630lm	2	10.19	50.94 32
	Fixture Flux	630lm	3	15.29	76.41 14
	Efficacy	45lm/W	4	20.38	101.88 8
09UV241440 lmax=203cd/klm	lmax	128cd	5	25.48	127.35 5

### TWIST

12UM240940

	4000K	H(m)	D1(m)	D2(m)	Emax(lx)
	Ra80		113°		
	Fixture Power	9W	1	3.03	156
	Source Flux	450lm	2	6.06	39
	Fixture Flux	450lm	3	9.08	17
	Efficacy	50lm/W	4	12.11	10
lmax=348cd/klm	lmax	156cd	5	15.14	6

### MINI

11UV240940

	4000K	H(m)	D1(m)	D2(m)	Emax(lx)
	Ra80		111°	162°	
	Fixture Power	9W	1	2.89	12.91 59
	Source Flux	250lm	2	5.79	25.81 15
	Fixture Flux	250lm	3	8.68	38.72 7
	Efficacy	28lm/W	4	11.57	51.63 4
lmax=235cd/klm	lmax	59cd	5	14.47	64.54 2

# PHOTOMETRICS

## DURASTRIP HIVOLT

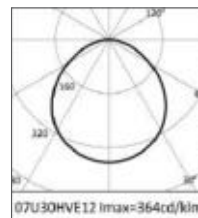
230V

07U27HVE12

	2700K	H(m)	D(m)	E <sub>max</sub> (lx)
	Ra80		108°	
	Fixture Power	12W	1	2.73
	Source Flux	1151lm	2	5.47
	Fixture Flux	1151lm	3	8.20
	Efficacy	96lm/W	4	10.94
	07U27HVE12 l <sub>max</sub> =364cd/klm	imax	418cd	5

230V

07U30HVE12

	3000K	H(m)	D(m)	E <sub>max</sub> (lx)
	Ra80		108°	
	Fixture Power	12W	1	2.73
	Source Flux	1200lm	2	5.47
	Fixture Flux	1200lm	3	8.20
	Efficacy	100lm/W	4	10.94
	07U30HVE12 l <sub>max</sub> =364cd/klm	imax	436cd	5

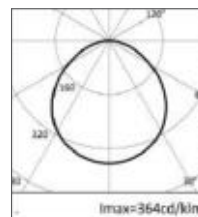
230V

07U40HVE12

	4000K	H(m)	D(m)	E <sub>max</sub> (lx)
	Ra80		108°	
	Fixture Power	12W	1	2.73
	Source Flux	1280lm	2	5.47
	Fixture Flux	1280lm	3	8.20
	Efficacy	107lm/W	4	10.94
	07U40HVE12 l <sub>max</sub> =364cd/klm	imax	465cd	5

ARCH DIMMABLE / 230V - 120V

07U40HVE12-D

	4000K	H(m)	D(m)	E <sub>max</sub> (lx)
	Ra90		108°	
	Fixture Power	12W	1	2.73
	Source Flux	1150lm	2	5.47
	Fixture Flux	1150lm	3	8.20
	Efficacy	96lm/W	4	10.94
	imax=364cd/klm	imax	418cd	5

ARCH DIMMABLE / 230V - 120V

07U40HVE12-D

	4000K	H(m)	D(m)	E <sub>max</sub> (lx)
	Ra90		108°	
	Fixture Power	12W	1	2.73
	Source Flux	960lm	2	5.47
	Fixture Flux	960lm	3	8.20
	Efficacy	80lm/W	4	10.94
	imax=364cd/klm	imax	349cd	5

## LUMINOUS ELEMENTS

### MINILINI

### MNL130



3000K	H(m)	D(m)	E <sub>max</sub> (lx)
Ra90		114°	
Fixture Power	4W	1	3.08 100
Source Flux	300lm	2	6.16 25
Fixture Flux	300lm	3	9.24 11
Efficacy	75lm/W	4	12.32 6
Imax	100cd	5	15.40 4

MNL130 Imax=334cd/km

### MINILINI

### MNL230

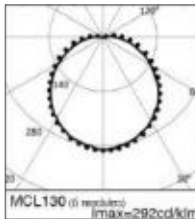


3000K	H(m)	D(m)	E <sub>max</sub> (lx)
Ra90		114°	
Fixture Power	16W	1	3.08 401
Source Flux	1200lm	2	6.16 100
Fixture Flux	1200lm	3	9.24 45
Efficacy	75lm/W	4	12.32 25
Imax	401cd	5	15.40 16

MNL230 Imax=334cd/km

### MICROLINI

### MCL130



3000K	H(m)	D1(m)	D2(m)	E <sub>max</sub> (lx)
Ra90		117°	123°	
Fixture Power	4W	1	3.26 3.67	93
Source Flux	320lm	2	6.52 7.33	23
Fixture Flux	320lm	3	9.77 11.00	10
Efficacy	80lm/W	4	13.03 14.66	6
Imax	93cd	5	16.29 18.33	4

MCL130 (5) Imax=292cd/km

## TONES

	CALM	SENTIMENTAL	RECHARGE	COLLABORATIVE	EDGY	ENERGETIC	LIVELY
	2370K	2570K	2700K	3050K	3220K	3400K	3600K
<b>RA</b>							
	94	91	93	90	88	91	93
<b>TM30</b>							
<b>Rf</b>	89,2	87,6	90,0	85,7	83,8	85,7	86,9
<b>Rg</b>	102,7	101,9	104,5	95,8	93,9	95,3	97,3

# Index for Code



# INDEX

1E3048	166	07U272407EX-SB	51	07U352405XO	55	07U602414INFS	85
1E3049	166	07U272407INEB	75	07U352407INEB	75	07U602414IN-SB	53
1E3391	31	07U272407INEN	71	07U352407INEN	71	07U602414IN-TB	63
1E3391KIT	31	07U272407IN-SB	53	07U352410IN	57	07U602414XOFS	85
1E3392	31	07U272410EX-SB	51	07U352410XO	55	07U602415IN	57
1E3392KIT	31	07U272410IN	57	07U352411EXUEN	71	07U602415XO	55
1E3393	31	07U272410IN-SB	53	07U352411INUEN	71	07U602419EX-TB	61
1E3393KIT	31	07U272410XO	55	07U352412IN	57	07U602419IN-TB	63
1E3394	31	07U272411EXUEN	71	07U352412XO	55	07U602420EXUHD	67
1E3394KIT	31	07U272411INUEN	71	07U352414INBD	73	07U602420INUHD	67
1E3395	31	07U272412IN	57	07U352414INFS	85	07U602420XWA	81
1E3395KIT	31	07U272412XO	55	07U352414XOFS	85	07U602420XWG	83
1E3396	31	07U272414EX-SB	51	07U352415IN	57	07U602424EX-TB	61
1E3396KIT	31	07U272414EX-TB	61	07U352415XO	55	07U602424INHD	65
1E3397	31	07U272414INBD	73	07U352420EXUHD	67	07U602424IN-TB	63
1E3397KIT	31	07U272414INFS	85	07U352420INUHD	67	07U18302410EXK	91
1T5349	164	07U272414IN-SB	53	07U352420XWA	81	07U18302410INK	91
1T5350	164	07U272414IN-TB	63	07U352420XWG	83	07U27602410EXK	91
1T5351	165	07U272414XOFS	85	07U352424INHD	65	07U27602410INK	91
1T5352	165	07U272415IN	57	07U402405IN	57	07UET2423EX	93
1T6909	31	07U272415XO	55	07U402405XO	55	07UET2423IN	93
1T6909KIT	31	07U272419EX-TB	61	07U402407EX-SB	51	07UHVU1830K	185
1T6910	31	07U272419IN-TB	63	07U402407INEB	75	07UHVU2765K	185
1T6910KIT	31	07U272420EXUHD	67	07U402407INEN	71	07URGB2410EX-SB	95
1T6911	31	07U272420INUHD	67	07U402407IN-SB	53	07URGB2410IN-SB	95
1T6911KIT	31	07U272420XWA	81	07U402410EX-SB	51	07URGB2412INEN	99
1T6912	31	07U272420XWG	83	07U402410IN	57	07URGB2414EXUHD	101
1T6912KIT	31	07U272424EX-TB	61	07U402410IN-SB	53	07URGB2414INUHD	101
1T6913	31	07U272424INHD	65	07U402410XO	55	07URGB2420EXPX	103
1T6913KIT	31	07U272424IN-TB	63	07U402411EXUEN	71	07URGB2420INPX	103
1T6914	31	07U276524EXHC	89	07U402411INL2000	77	09UT24RGB	118
1T6914KIT	31	07U276524INHC	89	07U402411INUEN	71	09UT2409AM	118
1T6915	31	07U302405IN	57	07U402411XOL2000	77	09UT2409BL	118
1T6915KIT	31	07U302405XO	55	07U402412IN	57	09UT2409GL	118
1T7944	165	07U302405XO-SB	55	07U402412XO	55	09UT2409OR	118
1T8173CA	164	07U302407EX-SB	51	07U402414EX-SB	51	09UT2409PI	118
04U2414300100	194	07U302407INEB	75	07U402414EX-TB	61	09UT2409RD	118
04U2414400060	194	07U302407INEN	71	07U402414INBD	73	09UT2409VR	118
07U27HVE12	177	07U302407IN-SB	53	07U402414INFS	85	09UT240927	118
07U27HVE12-D	181	07U302410EX-SB	51	07U402414IN-SB	53	09UT240930	118
07U27HVV12	177	07U302410IN	57	07U402414IN-TB	63	09UT240935	118
07U27HVV12-D	181	07U302410IN-SB	53	07U402414XOFS	85	09UT240940	118
07U30HVE12	177	07U302410XO	55	07U402415IN	57	09UT240965	118
07U30HVE12-D	181	07U302411EXUEN	71	07U402415XO	55	09UT241427	118
07U30HVV12	177	07U302411INL2000	77	07U402419EX-TB	61	09UT241430	118
07U30HVV12-D	181	07U302411INUEN	71	07U402419IN-TB	63	09UT241435	118
07U35HVE12-D	181	07U302411XOL2000	77	07U402420EXUHD	67	09UT241440	118
07U35HVV12	177	07U302412IN	57	07U402420INUHD	67	09UT241465	118
07U35HVV12-D	181	07U302412XO	55	07U402420XWA	81	09UV24RGB	122
07U40HVE12	177	07U302414EX-SB	51	07U402420XWG	83	09UV2409AM	122
07U40HVE12-D	181	07U302414EX-TB	61	07U402424EX-TB	61	09UV2409BL	122
07U40HVV12-D	181	07U302414INBD	73	07U402424INHD	65	09UV2409GL	122
07U60HVE12-D	181	07U302414INFS	85	07U402424IN-TB	63	09UV2409OR	122
07U60HVV12-D	181	07U302414IN-SB	53	07U402442INTR	69	09UV2409PI	122
07U183524EXHC	89	07U302414IN-TB	63	07U404806INL5000	79	09UV2409RD	122
07U183524INHC	89	07U302414XOFS	85	07U404806XOL5000	79	09UV2409VR	122
07U222405IN	57	07U302415IN	57	07U602405IN	57	09UV240927	122
07U222405XO	55	07U302415XO	55	07U602405XO	55	09UV240930	122
07U222407INEN	71	07U302419EX-TB	61	07U602407EX-SB	51	09UV240935	122
07U222410IN	57	07U302419IN-TB	63	07U602407INEB	75	09UV240940	122
07U222410XO	55	07U302420EXUHD	67	07U602407INEN	71	09UV240965	122
07U222411EXUEN	71	07U302420INUHD	67	07U602407IN-SB	53	09UV241427	122
07U222411INUEN	71	07U302420XWA	81	07U602410EX-SB	51	09UV241430	122
07U222412IN	57	07U302420XWG	83	07U602410IN	57	09UV241435	122
07U222412XO	55	07U302424EX-TB	61	07U602410IN-SB	53	09UV241440	122
07U222414INBD	73	07U302424INHD	65	07U602410XO	55	09UV241465	122
07U222415IN	57	07U302424IN-TB	63	07U602411EXUEN	71	10UT24RGB	128
07U222415XO	55	07U302430XO	55	07U602411INUEN	71	10UT2409AM	128
07U222424INHD	65	07U302442INTR	69	07U602412IN	57	10UT2409BL	128
07U272405IN	57	07U304806INL5000	79	07U602412XO	55	10UT2409GL	128
07U272405IN-SB	57	07U304806XOL5000	79	07U602414EX-SB	51	10UT2409OR	128
07U272405XO	55	07U352405IN	57	07U602414EX-TB	61	10UT2409PI	128

10UT2409RD	128
10UT2409VR	128
10UT240927	128
10UT240930	128
10UT240935	128
10UT240940	128
10UT240965	128
10UT241427	128
10UT241430	128
10UT241435	128
10UT241440	128
10UT241465	128
10UV24RGB	132
10UV2409AM	132
10UV2409BL	132
10UV2409GL	132
10UV2409OR	132
10UV2409PI	132
10UV2409RD	132
10UV2409VR	132
10UV240927	132
10UV240930	132
10UV240935	132
10UV240940	132
10UV240965	132
10UV241427	132
10UV241430	132
10UV241435	132
10UV241440	132
10UV241465	132
11UV2409BL	145
11UV2409CY	145
11UV2409GL	145
11UV2409OR	145
11UV2409PU	145
11UV2409RD	145
11UV2409VR	145
11UV240927	145
11UV240930	145
11UV240935	145
11UV240940	145
11UV240965	145
12UM240927	140
12UM240930	140
12UM240935	140
12UM240940	140
12UM240965	140
07372RGBW	97
07375RGBW	97
07575RGBW	97
DALI-BUS	161
DALI-EXT-SW2	161
DALI-EXT-SW3	161
DALI-MASTER	161
DALI-SW-GRP	161
DALI-SW-SCE	161
DALI-ZKTPC	161
ELG-75-24DA-5Y	155
ELG-100-24DA-5Y	155
ELG-150-24DA-5Y	155
ELG-200-24DA-5Y	155
ELG-240-24DA-5Y	155
HLG-320H-48A	154
KT2PA	58
KT07UXWL	81-83
KT07UXWL-CL	81-83
KT07UXWL-UV	81-83
KT09UTC1	121-142
KT09UTJ1	121
KT09UTJM1	119
KT09UTL1	119
KT09UTL2	119

KT09UTL2D	119
KT09UTL3	120
KT09UTP1	121
KT09UTRGBJM1	119
KT09UTRGBJM3	120
KT09UTRGBL1	119
KT09UTRGBL2	119
KT09UTRGBL3	120
KT09UTS1	121
KT09UVC1	125
KT09UVJM1	123
KT09UVL1	123
KT09UVL2	123
KT09UVL2D	123
KT09UVL3	124
KT09UVP1	125
KT09UVRGBJM1	123
KT09UVRGBJM3	124
KT09UVRGBL1	123
KT09UVRGBL2	123
KT09UVRGBL3	124
KT09UVS1	125
KT10UTC1	131
KT10UTJM1	129
KT10UTJM2	130
KT10UTJM3	130
KT10UTL1	129
KT10UTL2	129
KT10UTL3	130
KT10UTP1	131-142
KT10UTRGBJM1	129
KT10UTRGBJM2	130
KT10UTRGBJM3	130
KT10UTRGBL1	129
KT10UTRGBL2	129
KT10UTRGBL3	130
KT10UTS1	131
KT10UVC1	135
KT10UVJM1	133
KT10UVJM2	134
KT10UVJM3	134
KT10UVL1	133
KT10UVL2	133
KT10UVL3	134
KT10UVP1	135
KT10UVRGBJM1	133
KT10UVRGBJM2	134
KT10UVRGBJM3	134
KT10UVRGBL1	133
KT10UVRGBL2	133
KT10UVRGBL3	134
KT10UVS1	135
KT11UVBL1	146
KT11UVBL2	146
KT11UVBL3	147
KT11UVC1	147
KT11UVCYL1	146
KT11UVCYL2	146
KT11UVCYL3	147
KT11UVGLL1	146
KT11UVGLL2	146
KT11UVGLL3	147
KT11UVL1	146
KT11UVL2	146
KT11UVL3	147
KT11UVORL1	146
KT11UVORL2	146
KT11UVORL3	147
KT11UVPUL1	146
KT11UVPUL2	146
KT11UVPUL3	147
KT11UVRDL1	146

KT11UVRDL2	146
KT11UVRDL3	147
KT11UVVRL1	146
KT11UVVRL2	146
KT11UVVRL3	147
KT12UL1	141
KT12UL2	141
KT12UL3	141
KT12UMFP2	142
KT12UMS1	142
KT65PA-EN	71
KT68PA	58-67-85-91
KT68PA-RGB	61-95-101
KT7500	58
KTHV1-CL	181-185
KTHVCL	178
KTLP-SP	202
KTMNLBKT15	190
KTMNLBKT30	190
KTMNLBKT45	190
KTMNLBKTVERT	190
KTORDEV-U	200
KTPRAN20	208
KTPRAN68	208
KTPRAN-UCL	202
KTPRAN-UEC	202
KTPRAN-US	202
KTPRAP20	206
KTPRAP68	206
KTPRAP-UEC	200
KTPRDESO	211-291
KTPRDESO-FL	211-291
KTPRIN20	207
KTPRIN68	207
KTPRINCG	279
KTPRINCG-P	280
KTPRINTC-G	273
KTPRIN-UEC	201
KTPRU-CL	200-201
KTUTFP2	121-131
KTUVFP2	125-135
MCL127	193
MCL130	193
MCL135	193
MCL-A-CL	193
MCL-A-CL15	193
MCL-A-CL30	193
MCL-A-CL45	193
OR-DEV	200-206
ORDEV1	190
ORDEV2	190
OR-DEVKT68	206
P01A-A-EC	230
P01A-A-MC	230
P01A-S-PF-200	230
P01B-A-CP	237
P01B-A-CP90	237
P01B-A-EC	237
P01B-A-MC	237
P01B-S-PF-300	237
P01C-A-EC	241
P01C-A-MC	241
P01C-S-PF-300	241
P01D-A-EC	311
P01D-A-MC	311
P01D-S-PF-200	311
P01E-S-PF-100	314
P01F-A-EC	245
P01F-A-PC	245
P01F-S-PF-200	245
P01G-A-EC	244
P01G-A-MC	244

P01G-S-PF-200	244
P01H-A-EC	313
P01H-S-PF-200	313
P01I-A-EC	309
P01I-S-PF-300	309
P01L-A-EC	293
P01L-A-FS	293
P01L-S-PF-300	293
P02/03G-A-EC	318
P02A-A-EC	231
P02A-A-MC	231
P02A-S-PF-200	231
P02B-A-EC	238
P02B-A-MC	238
P02B-S-PF-300	238
P02C-A-EC	254
P02C-A-OB	254
P02C-S-PF-300	254
P02D-A-EC	312
P02D-A-MC	312
P02D-S-PF-300	312
P02E-A-EC	284
P02E-S-PF-300	284
P02F-A-EC	285
P02F-S-PF-300	285
P02G-S-PF-300	318
P02H-A-CP	261
P02H-A-CP90	261
P02H-A-EC	261
P02H-A-MC	261
P02H-S-PF-300	261
P02I-A-EC	248
P02I-A-MC	248
P02I-S-PF-2000	248
P03A-A-EC	232
P03A-A-MC	232
P03A-S-PF-200	232
P03B-A-EC	239
P03B-A-MC	239
P03B-S-PF-300	239
P03C-A-EC	255
P03C-A-OB	255
P03C-S-PF-300	255
P03D-A-EC	310
P03D-A-MC	310
P03D-S-PF-300	310
P03E-A-EC	274
P03E-S-PF-300	274
P03F-A-EC	242
P03F-A-MC	242
P03F-S-PF-300	242
P03G-S-PF-300	319
P03H-A-EC	262
P03H-A-FS	262
P03H-A-MC	262
P03H-S-PF-300	262
P04A-A-EC	233
P04A-A-MC	233
P04A-S-PF-200	233
P04B-A-EC	240
P04B-A-MC	240
P04B-S-PF-300	240
P04C-A-EC	256
P04C-S-PF-300	256
P04D-A-EC	320
P04D-A-FS	320
P04D-S-PF-300	320
P04F-A-EC	243
P04F-A-MC	243
P04F-S-PF-300	243
P04G-A-ECM	270
P04G-A-ECP	270

P04G-S-PF-300	270
P04H-A-EC	263
P04H-A-FS	263
P04H-A-MC	263
P04H-S-PF-300	263
P04I-A-CPI	303
P04I-A-CPO	303
P04I-A-EC	303
P04I-A-FS	303
P04I-S-PF-300	303
P05A-A-EC	281
P05A-S-PF-300	281
P05B-A-EC	282
P05B-S-PF-300	282
P05D-A-EC	283
P05D-S-PF-300	283
P05E-A-EC	295
P05E-A-FS	295
P05E-S-PF-300	295
P05G-A-ECM	271
P05G-A-ECP	271
P05G-S-PF-300	271
P05H-A-EC	264
P05H-A-MC	264
P05H-S-PF-300	264
P05I-A-EC	302
P05I-A-FS	302
P05I-S-PF-300	302
P06A-A-EC	300
P06A-A-MC	300
P06A-S-PF-300	300
P06B-A-EC	301
P06B-S-PF-300	301
P06G-A-CP	272
P06G-A-EC	272
P06G-S-PF-300	272
P06H-A-EC	296
P06H-A-FS	296
P06H-S-PF-300	296
P07A-A-EC	292
P07A-A-FS	292
P07A-A-MC	292
P07A-S-PF-300	292
P07B-A-ECM	266
P07B-S-PF-300	266
P07H-A-EC	297
P07H-A-FS	297
P07H-S-PF-300	297
P08B-A-ECM	304
P08B-A-ECP	304
P08B-S-PF-300	304
P08D-A-EC	265
P08D-A-SP	265
P08D-S-PF-300	265
P09B-A-EC	294
P09B-A-FS	294
P09B-A-MC	294
P09B-S-PF-300	294
PRAN20-2MK	208
PRAN68-2MK	208
PRAN-U	202
PRAP20-2MK	206
PRAP68-2MK	206
PRAPFLEX5	249
PRAPFLEX20	249
PRAPFLEX20-VERT	250
PRAPFLEX-CL	249
PRAPFLEX-EC	249
PRAPFLEXVERT-CL	250
PRAPFLEXVERT-EC	250
PRAP-U	200
PRDESO	211-291

PRDESO-FL	211-291
PRDESO-FLR	211-291
PRDESO-SL	211-291
PRIN20-2MK	207
PRIN68-2MK	207
PRINCG	279
PRINCG-P	280
PRINTC-G	273
PRIN-U	201
PRU-LENS	203
PRULENS30	203
PRULENS60	203
PRULENSASYM	203
ZK7360	154
ZK73100	154
ZK73100-SL	154
ZK73150-D	154
ZK73200	154
ZK73320	154
ZK73600T	154
ZKC1-10FF	156
ZKCDAFF	156
ZKCDMX-HV	178
ZKCDMX-RFF	158
ZKCDMXWFF	158
ZKREP-4CH	158
ZKREP-4CH-IP	158
ZKTPC-CTC	160
ZKTPC-DIM	160-178
ZKTPC-RGBW	160

**LIGHT LINES**  
**2020**

**REV.0.2**

© Copyright 2020 - Duralamp SpA

All data and pictures provided in this catalogue are for reference only: since they might change during mass production, they have to be considered nominal values with tolerances. Duralamp SpA reserves the right to modify its products in any moment, for technical or commercial reasons.

Photos: Studio Artale - Studio Ceccanti - Alessandro Maurelli - Luca Visentini  
Graphic designer: Vanessa Cama

Indoor or outdoor setting photos are used to illustrate the possible applications of the product.

## TARGETTI IN THE WORLD

**TARGETTI SANKEY S.p.A.**  
Via Pratese, 164  
50145 Firenze - Italia  
Phone 055 3791.1  
Fax 055 3791.266  
targetti@targetti.com  
www.targetti.com

**Customer Care**  
customer@targetti.com

**Customer Service**  
technical@targetti.com

**Lighting Consulting**  
project@targetti.com

### China

TARGETTI LIGHTING (BEIJING) CO. LTD  
Room 921 Unit 3 Guanghualu SOHO 1,  
n.22 Guanghua Road, Chaoyang District,  
Beijing China 100020.  
+86 10 65388956  
teresa.yan@targetti.cn

### France

TARGETTI FRANCE S.A.S.  
2 Rue de la Renaissance, Bâtiment A -  
92160 Antony  
Paris 75008  
+33 (1) 44 29 09 09  
targetti.fr@targetti.com

### India

TARGETTI INDIA  
2nd floor, Teamwork building 18 Chin-  
naswamy Mudaliar road Tasker town, off  
Queens road - 560051 Bangalore  
+91 80 41120016  
s.karthik@targetti.com

### Italy

TARGETTI SANKEY S.P.A.  
Via Pratese, 164  
Firenze 50145  
+39 055 37911  
targetti@targetti.com

### Spain

TARGETTI SPAIN S.A.U  
Avda. de Roma, n°69,  
Barcelona 08029  
+34 93 474 61 71  
targetti.es@targetti.com

### U.A.E.

TARGETTI SANKEY S.P.A. (BRANCH)  
Dubai Airport Free Zone Authority - Bldg.  
6 West A - Office 731  
Dubai P.O. Box 54744  
+9714 6091033  
jcoll@targetti.com

### UK

TARGETTI UK LIMITED  
Coppergate House  
Unit 504  
10 White's Row  
288 Bishopsgate  
London E1 7NF  
+44 (0) 203 051 4650  
m.allen@targetti.com

### U.S.A.

TARGETTI USA INC.  
750-A West 17<sup>th</sup> Street  
Costa Mesa, CA 92626  
+1 714 513 1991  
targetti.usa@targetti.com

### Latin America

TARGETTI LATIN AMERICA  
Cra 2 Oeste # 5-262,  
Edificio Av. Belalcazar, Apt. 901  
Cali, Colombia  
+57 3128 317174  
l.valdrighi@targetti.com

## Commercial network

### ALBANIA

EUROSISTEM ALBANIA SH.P.K.  
Autostrada Tirana - Durazzo Km 0 Albania  
Ph: +355 672010020  
info@eurossistemalbania.al

### SIAME SH.P.K

Peze Helmes - Tirane Tirane Albania  
Ph: +355 48620020  
info@siame-al.com  
www.siame-al.com

### DENMARK

DURALAMP DANMARK A/S  
Gejlhavegård 5, 6000 Kolding, DK  
Danimarca  
Ph: +45 70 251545  
dura@duralys.dk  
www.duralamp.dk

### GERMANY

3F FILIPPI GMBH  
Dornierstraße 15  
82205 Gilching - Deutschland  
Ph: +49 8105 730 46-0  
Fax +49 8105 730 46-29  
info@3f-filippi.de

### GREECE

MARETSIKOS LIGHTING LTD.  
34 Eynardou Str. 10440 Athens Grecia  
Ph: +30 210 8822209  
maretsik@otenet.gr  
www.mlighting.gr

### HUNGARY

HUNILUX KFT.  
H-1097 Budapest, Vaskapu utca 43-45.  
Ungheria  
Ph: +36 1 218 2285 Fax: +36 1 218 2279  
hunilux@hunilux.hu  
www.hunilux.hu

### JORDAN

ART LIGHT  
P.O.Box 926831  
Amman 11190 - Jordan  
Ph: +962 6 5344796  
Fax: +962 6 5344798  
a.bakri@lightwtl.com

### MALTA

ELEKTRA LIMITED  
Mill Street - Qormi 3100, Malta  
Ph: +356 25463000  
info@elektra.com.mt

### RUSSIA

MOSCOW OFFICE  
Dubininskaya str.57 bld. 2, office 8  
115054, Moscow - Russia  
Ph: +7 926 5233003  
j.bigazzi@targetti.com

### SAINT-PETERSBURG OFFICE

Novoroshinkaya Street, 4,  
BC Sobranie, Office 405  
Saint-Petersburg - Russia  
Ph: +7 812 611 02 10  
n.guskova@targetti.com

### SWITZERLAND

3F-FILIPPI SCHWEIZ GMBH  
Russmatten 32  
4624 Härkingen  
Ph: +41 62 390 00 44  
info@3f-filippi.ch

### TUNISIA

ELECTRO PLUS - SABEUR DRISS  
11, Bis Rue El Bohtori 2080 Ariana Tunisia  
Tel: +216 71 711 964  
GSM: +216 50 426 629  
Email: electropius@planet.tn

### DURALAMP

Via Pratese, 164  
50145 Firenze - Italia  
Phone 055 894 881  
Fax 055 8953 032 /  
055 8952 780  
duralamp@duralamp.it  
www.duralamp.de

**Customer Care**  
customer@duralamp.it

**Customer Service**  
technical@duralamp.it

**Lighting Consulting**  
project@duralamp.it

