

TEXAS

EQUIPMENT

2018

WWW.TEXAS-GARDEN.COM

MANUFACTURER
OF GARDEN MACHINES
- SINCE 1960



SOIL & KITCHEN GARDEN	3
Earth augers	3
Accessories for augers	3
Tillers	4
Accessories for your tiller	6
LAWN	8
Lawn mowers	8
Razor mowers	10
Premium mowers	14
Robot lawnmowers	16
Accessories for robot lawnmowers	17
Lawn tractors	18
Accessories for lawn tractors	18
Lawn Raker and scarifiers	19
Weed burner	20
Pump	20
Lawn edgers	20
HEDGES, BUSHES & HIGH GRASS	21
18V series	21
Hedge trimmers	22
Brush cutters	23
Trimmers	25
Rotary mower	25
Accessories for trimmers and brush cutters	26
CLEANING	27
Leaf blower	27
Blow vac	27
Sweepers	28
Accessories for your sweeper	28
Combi 800	30
Accessories for your Combi 800	31
Pro Trac/Sweep	32
Accessories for your Pro Trac/Sweep	33
Snow Throwers	34
Spreaders	34
TREES & FIREWOOD	35
Shredder	35
Log splitters	36
Log saw	36
Chainsaws	37
Chains	37
ACCESSORIES	38
Accessories for your chainsaw	38
Extension cord	38
Covers	38
Canister	38
Helmet	38
Tools	38
WHICH OIL FITS YOUR MACHINE?	39

SOIL & KITCHEN GARDEN

We need to take good care of our earth. But that does not mean we cannot use it while we take care of it. With an earth auger you save your back while drilling holes for example for fences in an easy and ergonomic way.

TEXAS has designed and produced tillers and cultivators since the company was founded – it is part of the company's DNA. You can clearly see this by the wide range available for the smart, professional and expert segment. Remember to check the large range of accessories, which includes rake and plough for selected tillers – that is SMART KEEPING.

REMEMBER TO KEEP AN EXTENSION CORD FOR OUTDOOR USE LISTED ON PAGE 38









NEG52

- Strong earth auger for the professional user
- Ergonomic handlebar

EARTH AUGERS	EA1200	EA5300	NEG52
Engine	230V	2-stroke	2-stroke
Net power	1.2 kW	1.4 kW	1.9 kW
Cylinder displacement	-	52 cc	52 cc
Working depth	80 cm	80 cm	70 cm
Max. auger size	150 mm	200 mm	200 mm
Auger incl.	•	-	-
Weight w/o auger	2.8 kg	11 kg	13 kg
Art. no.	90063116	90063106	NEG52

ACCESSORIES FOR AUGERS

	EA1200	EA5300	NEG52	EA1200	EA5300	NEG52
AUGER Ø:80 MM 	-	-	Art. no. 55720020	AUGER Ø:200 MM 	-	Art. no. 90063112 Art. no. 55720350
AUGER Ø:100 MM 	-	Art. no. 90063110	Art. no. 55720040	ICE AUGER Ø:200 MM 	-	Art. no. 90063113 -
AUGER Ø:150 MM 	Art. no. 418204	Art. no. 90063111	Art. no. 55720170	EXTENTION BAR 40 CM 	Art. no. 418205	Art. no. 90063114 Art. no. 55750360

TILLERS

USE EL-TEX

Light cultivation	●
Cultivation of vegetable garden	○
Cultivation and preparation of lawn	○



TILLERS	EL-TEX 300	EL-TEX 750	EL-TEX 1400	EL-TEX 2000
Engine	230V	230V	230V	230V
Net power	0.3 kW	0.75 kW	1.4 kW	2.0 kW
Gears	1 forward	1 forward	1 forward	1 forward
Working width	19 cm	28 cm	38 cm	45 cm
Working depth	15 cm	22 cm	21 cm	26 cm
Adjustable handle	-	-	-	-
Art. no.	90062078	90062082	90063077	90063078

USE HOBBY

Light cultivation	●
Cultivation of vegetable garden	●
Cultivation and preparation of lawn	○



TILLERS	HOBBY 380TGR	HOBBY 480BR	HOBBY 510B
Engine	TG385, 4-stroke	B&S 450E, 4-stroke	B&S 650E, 4-stroke
Net power	1.95 kW	1.87 kW	2.61 kW
Cylinder displacement	113 cc	125 cc	190 cc
Gears	1 forward + 1 reverse	1 forward + 1 reverse	1 forward
Working width	38 cm	38 cm	50 cm
Working depth	20 cm	20 cm	33 cm
Adjustable handle	•	•	•
Art. no.	90260012110	90061505	90061516

HOBBY TILLERS

- Powerful gearbox
- Bolted and specially heat treated knives



TILLERS	HOBBY 600BR	HOBBY 610TGR
Engine	B&S 650E, 4-stroke	TG470V, 4-stroke
Net power	2.61 kW	2.3 kW
Cylinder displacement	190 cc	139 cc
Gears	1 forward + 1 reverse	1 forward + 1 reverse
Working width	55 cm	55 cm
Working depth	33 cm	33 cm
Adjustable handle	•	•
Art. no.	90265544120	90061530



ACCESSORIES FOR TILLERS!
- LEARN MORE ON PAGE 6-7

USE	TX
Light cultivation	●
Cultivation of vegetable garden	●
Cultivation and preparation of lawn	●

TX TILLERS

- Powerful gearbox
- Bolted and specially heat threated knives



TILLERS	TX 611TG DUAL SHAFT	TX 612TG DUAL SHAFT	TX 602B
Engine	TG722, 4-stroke	TG722, 4-stroke	B&S 950, 4-stroke
Net power	4.2 kW	4.2 kW	4.2 kW
Cylinder displacement	212 cc	212 cc	208 cc
Gears	1 forward + 1 reverse	1 forward + 1 reverse	1 forward + 1 reverse
Working width	35-85 cm	35-85 cm	35-85 cm
Working depth	33 cm	33 cm	33 cm
Adjustable handle	-	•	•
Art. no.	90061196	90061296	90061249

USE	FUSION
Light cultivation	●
Cultivation of vegetable garden	●
Cultivation and preparation of lawn	●

FUSION TILLERS

- Solid cast iron gearbox
- Bolted and specially heat threated knives
- Up to 90 cm working width



TILLERS	FUSION 10TG VARIO	FUSION 10B VARIO
Engine	TG720, 4-stroke	B&S Vanguard, 4-stroke
Net power	4.2 kW	4.8 kW
Cylinder displacement	212 cc	205 cc
Gears	8 speeds forward + 4 reverse	8 speeds forward + 4 reverse
Working width	35-90 cm	35-90 cm
Working depth	38 cm	38 cm
Adjustable handle	•	•
Art. no.	90068031	90068032



LIFETIME GUARANTEE
AGAINST BREAKAGE ON GASOLINE TILLER BLADES!
(NORMAL ABRASION NOT COVERED)

ACCESSORIES FOR YOUR TILLER

The TEXAS wide range of tillers has been designed as multi-machines, which function all year round.

		HOBBY 300/400 SERIES	HOBBY 500/600 SERIES	HOBBY 610	TX SERIES
HARROW		-	-	-	Working width: 60 cm Art. no. 91070000100 ⁽²⁾
RIDGER		Art. no. 91032500100 ⁽¹⁾	Art. no. 91060500100 ⁽²⁾	Art. no. 91060500100 ⁽²⁾	6" Art. no. 91060500100 ⁽³⁾
PLOUGH		-	-	-	6" Art. no. 91093000100 ⁽³⁾
TURNING PLOUGH		-	-	-	-
LAWN SPIKER		-	-	-	Working width: 66 cm Art. no. 91051550100 ⁽⁴⁾
SCARIFIER		Working width: 55 cm Art. no. 91033000100	-	-	-
RAKE		Working width: 60 cm Art. no. 91031000100 ⁽¹⁾	Working width: 80 cm Art. no. 91062500100 ⁽²⁾	Working width: 80 cm Art. no. 91062500100 ⁽²⁾	Working width: 80 cm Art. no. 91062500100 ⁽²⁾
POTATOE PLOUGH		-	-	-	-
WEEDER		Working width: 40 cm Art. no. 91031500100 ⁽¹⁾	Working width: 65 cm Art. no. 91061500100 ⁽²⁾	Working width: 65 cm Art. no. 91061500100 ⁽²⁾	Working width: 65 cm Art. no. 91061500100 ⁽²⁾
DOZER BLADE		-	-	-	Working width: 75 cm Art. no. 92000160100 ⁽⁵⁾
TRAILER WITH SEAT		-	-	-	-
WHEELS (SET)		10" Art. no. 91032000100	12" Art. no. 91053000100	12" Art. no. 91053000100	12" Art. no. 91053000100
WHEEL WEIGHT (SET)		-	12" (10 kg) Art. no. 91097000100	12" (10 kg) Art. no. 91097000100	12" (10 kg) Art. no. 91097000100
SIDE DISC (SET)		-	12" Art. no. 91061000100	12" Art. no. 91061000100	12" Art. no. 91061000100
IRON WHEELS (SET)		-	12" Art. no. 91060700100	12" Art. no. 91060700100	12" Art. no. 91060700100
ROTOR KNIFE (SET)		-	-	-	Art. no. 91050700100
FRONT ATTACHMENT PLATE		-	-	-	Art. no. 91058000100
REAR CONSOLE		-	Art. no. 91059000100	Art. no. 91059200100	Art. no. 91057000100
FRONT WEIGHT		-	-	-	-
ADDITIONAL FRONT WEIGHT		-	-	-	-

1) Needs 10" wheels 2) Needs 12" wheels and rear console 3) Needs 12" wheels or iron wheels and rear console 4) Needs rear console
5) Needs front attachment plate and 12" wheels 6) Needs 18" wheels 7) Needs 18" wheels or iron wheels 8) Needs front attachment plate and 18" wheels

NEW

**NOW EVEN MORE
ACCESSORIES FOR PRO TRAC!**
- READ MORE ON PAGE 24

FUSION SERIES	PRO TRAC 750	PRO TRAC 950
Working width: 60 cm Art. no. 91070000100 ⁽⁶⁾	Working width: 60 cm Art. no. 91070000100 ⁽¹⁰⁾	Working width: 60 cm Art. no. 91070000100 ⁽¹⁰⁾
7" Art. no. 91076100100 ⁽⁷⁾	6" Art. no. 91060500100 ⁽¹⁰⁾	7" Art. no. 91076100100 ⁽¹⁰⁾
7" Art. no. 91076000100 ⁽⁷⁾	6" Art. no. 91093000100 ⁽¹⁰⁾	7" Art. no. 91076000100 ⁽¹⁰⁾
7" Art. no. 91076200100 ⁽⁷⁾	6" Art. no. 91075100100 ⁽¹⁰⁾	7" Art. no. 91076200100 ⁽¹⁰⁾
Working width: 66 cm Art. no. 91051550105	-	-
-	-	-
Working width: 80 cm Art. no. 91062500100 ⁽⁶⁾	Working width: 80 cm Art. no. 91062500100 ⁽¹⁰⁾	Working width: 80 cm Art. no. 91062500100 ⁽¹⁰⁾
Art. no. 91061200100 ⁽⁶⁾	Art. no. 91061200100 ⁽¹⁰⁾	Art. no. 91061200100 ⁽¹⁰⁾
Working width: 65 cm Art. no. 91061500100 ⁽⁶⁾	Working width: 65 cm Art. no. 91061500100 ⁽¹⁰⁾	Working width: 65 cm Art. no. 91061500100 ⁽¹⁰⁾
Working width: 75 cm Art. no. 92000160100 ⁽⁸⁾	-	-
Art. no. 91075000100 ⁽⁶⁾	Art. no. 90042514 ⁽¹⁰⁾	Art. no. 90042514 ⁽¹⁰⁾
18" Art. no. 91075500100	-	18" Art. no. 422497
18" (21 kg) Art. no. 91075400100	-	-
18" Art. no. 91075700100	-	-
18" Art. no. 91075300100	-	-
-	-	-
Art. no. 91075600100	-	-
-	Art. no. 90042522	Art. no. 90042522
12 kg incl. attachment Art. no. 91090000100 ⁽⁹⁾	-	-
12 kg Art. no. 91090500100	-	-



LAWN

Grass is greener when it is watered, and more attractive when you cut it with a TEXAS lawn mower. We also have lawn edgers and scarifiers for gardening connoisseurs, which means there are no more excuses for not having the most beautiful gardens in the world. Just remember – to spend time enjoying your garden.



3-in-1



1. MULCHING

Mulching is ideal for ornamental lawns. With the mulching guard fitted in the lawn mower, the grass is cut into very tiny pieces, which disappear between the blades of grass and rot down to provide natural fertiliser for the grass. When the grass is dry, mulching often requires regular and more frequent mowing – once or twice a week to work optimally.


2. REAR DISCHARGE

Suitable for places where the grass is not cut very often, and where it is therefore long, e.g. holiday home gardens. Since a collector bag will fill quickly and needs to be emptied many times, this means the lawn will be mown faster and more easily.

3. REAR COLLECT

Ideal for most types of garden, where the grass is mown regularly. The grass is collected in the collecting bag and leaves the lawn neat and newly cut – without any trace of cuttings.

4-in-1



4. SIDE DISCHARGE

Like rear discharge, this is suitable for places where the grass is not cut very often, and where it is therefore long, e.g. the holiday home gardens. Side discharge spreads the grass cuttings sideways in a thin layer on the lawn.

ACCESSORIES

EXTRA BATTERY
80V / 2.0 Ah



Art. no.
90066676



LAWN MOWERS	LME1100	LME1800	RAZOR 4600LI
Engine	230V	230V	80V battery
Net power	- / 1.1 kW	- / 1.8 kW	- / 2.0 Ah
Starter	E-start	E-start	E-start
Driving	Push	Push	Push
Cutting width	32 cm	42 cm	46 cm
Mulching	-	-	•
Rear discharge	•	•	•
Rear collect	•	•	•
Side discharge	-	-	•
Height adjustment	Central. 30-60 mm	Central. 20-60 mm	Central. 28-75 mm
Collection volume	30 l	40 l	65 l
Wheels	6"/6"	6"/7"	7"/10"
Cutting deck	Plastic	Plastic	Steel
Weight	8.3 kg	12 kg	28 kg
Art. no.	90067021	90067023	90066670



PREMIUM 5175TR/W

- Comfortable and ergonomic grip and recoil handle
- Easily foldable handlebar
- Powerful TG570V engine
- Water inlet for easy cleaning of knife and cutting deck



MAINTENANCE

Before you carry out maintenance, it is important that you remove the spark plug cap from the spark plug.

- Extra large 75 l collector box
- 4-in-1 function: mulching, rear discharge, rear collect and side discharge
- Pivoting front wheel - allowing easier maneuvering around flower beds and trees



NEW



NEW



LAWN MOWER	PREMIUM 4675W	PREMIUM 4675TR/W	PREMIUM 5175TR/W
Engine	TG470V	TG470V	TG570V
Net power	139 cc / 2.3 kW	139 cc / 2.3 kW	173 cc / 3.2 kW
Starter	Recoil	Recoil	Recoil
Driving	Push	Self-propelled	Self-propelled
Cutting width	46 cm	46 cm	51 cm
Mulching	•	•	•
Rear discharge	•	•	•
Rear collect	•	•	•
Side discharge	•	•	•
Height adjustment	Central 6 pos. 25-75 mm	Central 6 pos. 25-75 mm	Central 6 pos. 25-75 mm
Collection volume	60 l	60 l	75 l
Wheels	8"/11"	8"/11"	8"/11"
Cutting deck	Steel	Steel	Steel
Weight	32 kg	32 kg	32 kg
Art. no.	90066253	90066254	90066252

RAZOR LAWN MOWER

The RAZOR series from TEXAS is a broad series of lawnmowers, consisting of 42, 46 and 51 cm models. The series includes simple models with a limited range of accessories and larger models with the newest and best engines, including engines from Honda and the new Briggs & Stratton 675 InStart engine, where the designers have replaced the traditional start cord with a battery to start the engine. We provide our own specially developed TEXAS engines at more attractive prices and a three-year manufacturer's warranty. The Razor models provide options for different equipment packages, including electrical start, variable operating speed or comfort handlebars that have tight grips and are comfortable for the user. The Razor series is characterised by its functional and stylish design, and in general all of the models are equipped with central height adjustment, easily foldable handlebars, making it easier to store, large collector boxes that reduce the number of emptying times to a minimum, and all of the models have mulching.



- Antivibration system with rubber suspension under engine



- 8" Front wheel drive for easier maneuvering



LAWN MOWER	RAZOR 4810TR/M
Engine	TG470V
Net power	139 cc / 2.3 kW
Starter	Recoil
Driving	Self-propelled
Cutting width	48 cm
Mulching	•
Rear discharge	-
Rear collect	-
Side discharge	-
Height adjustment	Central 5 pos. 20-70 mm
Collection volume	-
Wheels	8"/8"
Cutting deck	Steel
Weight	35 kg
Art. no.	90061131



- 8" wheels with double ball bearings. Grass scraper on all 4 wheels



- Deck pressed out of one piece of metal without any welding. Thickness is 2.5 mm

SMART KEEPING



LAWN MOWERS	RAZOR 4210	RAZOR 4210TR
Engine	TG170	TG170
Net power	99 cc / 1.6 kW	99 cc / 1.6 kW
Starter	Recoil	Recoil
Driving	Push	Self-propelled
Cutting width	42 cm	42 cm
Mulching	•	•
Rear discharge	•	•
Rear collect	•	•
Side discharge	-	-
Height adjustment	Central 6 pos. 28-75 mm	Central 6 pos. 28-75 mm
Collection volume	45 l	45 l
Wheels	6"/7"	6"/7"
Cutting deck	Steel	Steel
Weight	24 kg	25 kg
Art. no.	90066504	90066505



LAWN MOWERS	RAZOR 4610	RAZOR 4610TR/W	RAZOR 4650TR/WE	RAZOR 4680TR/W
Engine	TG470	TG470	TG470E	B&S 500E
Net power	139 cc / 2.3 kW	139 cc / 2.3 kW	139 cc / 2.3 kW	140 cc / 1.94 kW
Starter	Recoil	Recoil	Recoil + E-start	Recoil
Driving	Push	Self-propelled	Self-propelled	Self-propelled
Cutting width	46 cm	46 cm	46 cm	46 cm
Mulching	•	•	•	•
Rear discharge	•	•	•	•
Rear collect	•	•	•	•
Side discharge	-	•	•	•
Height adjustment	Central 6 pos. 28-75 mm	Central 6 pos. 28-75 mm	Central 6 pos. 28-75 mm	Central 6 pos. 28-75 mm
Collection volume	65 l	65 l	65 l	65 l
Wheels	7"/8"	7"/10"	7"/10"	7"/10"
Cutting deck	Steel	Steel	Steel	Steel
Weight	30 kg	33 kg	37.5 kg	30.5 kg
Art. no.	90066511	90066514	90066515	90066516

NEW

5105WS

- 2-in-1 function: mulching side discharge
- Extra large 10" rear wheels
- Ideal for the summer house



LAWN MOWER	RAZOR 5105WS
Engine	Y139V
Net power	139 cc / 2.3 kW
Starter	Recoil
Driving	Push
Cutting width	51 cm
Mulching	•
Rear discharge	-
Rear collect	-
Side discharge	•
Height adjustment	Central 6 pos. 28-75 mm
Collection volume	-
Wheels	7"/10"
Cutting deck	Steel
Weight	26 kg
Art. no.	90066500

ACCESSORIES

MOSS BLADE
with 2 springs
41 cm



Art. no.
90066498

FITS
ALL MODELS
ON PAGE 10-13
AND 15



5185TR/WE

- Newly developed powerful B&S675iS engine
- Unique start-up function - without starter cord
- 4-in-1 function: mulching, rear discharge, rear collect and side discharge



LAWN MOWER	RAZOR 5185TR/WE
Engine	B&S 675iS
Net power	163 cc / 2.6 kW
Starter	InStart
Driving	Self-propelled
Cutting width	51 cm
Mulching	•
Rear discharge	•
Rear collect	•
Side discharge	•
Height adjustment	Central 6 pos. 28-75 mm
Collection volume	65 l
Wheels	8"/11"
Cutting deck	Steel
Weight	42 kg
Art. no.	90066530





LAWN MOWERS	RAZOR 5120TR/W	RAZOR 5130TR/W	RAZOR 5135TR/W	RAZOR 5150TR/WE
Engine	TG570	B&S DOV750EX	B&S DOV750EX	TG570E
Net power	173 cc / 3.2 kW	161 cc / 2.6 kW	161 cc / 2.6 kW	173 cc / 3.2 kW
Starter	Recoil	Recoil	Recoil	Recoil + E-start
Driving	Self-propelled	Self-propelled	Self-propelled, 4 gears	Self-propelled
Cutting width	51 cm	51 cm	51 cm	51 cm
Mulching	•	•	•	•
Rear discharge	•	•	•	•
Rear collect	•	•	•	•
Side discharge	•	•	•	•
Height adjustment	Central 6 pos. 28-75 mm	Central 6 pos. 28-75 mm	Central 6 pos. 28-75 mm	Central 6 pos. 28-75 mm
Collection volume	65 l	65 l	65 l	65 l
Wheels	8"/11"	8"/11"	8"/11"	8"/11"
Cutting deck	Steel	Steel	Steel	Steel
Weight	38.5 kg	37.5 kg	38 kg	42.5 kg
Art. no.	90066522	90066551	90066552	90066526



LAWN MOWERS	RAZOR 5160TR/WE	RAZOR 5170TR/WE	RAZOR 5180TR/WE	RAZOR 5190TR/W
Engine	TG570E	B&S DOV750EX	B&S DOV750EX	Honda GCV160
Net power	173 cc / 3.2 kW	161 cc / 2.6 kW	161 cc / 2.6 kW	160 cc / 3.3 kW
Starter	Recoil + E-start	Recoil + E-start	Recoil + E-start	Recoil
Driving	Self-propelled, 4 gears	Self-propelled	Self-propelled, 4 gears	Self-propelled
Cutting width	51 cm	51 cm	51 cm	51 cm
Mulching	•	•	•	•
Rear discharge	•	•	•	•
Rear collect	•	•	•	•
Side discharge	•	•	•	•
Height adjustment	Central 6 pos. 28-75 mm	Central 6 pos. 28-75 mm	Central 6 pos. 28-75 mm	Central 6 pos. 28-75 mm
Collection volume	65 l	65 l	65 l	65 l
Wheels	8"/11"	8"/11"	8"/11"	8"/11"
Cutting deck	Steel	Steel	Steel	Steel
Weight	43 kg	40.5 kg	41 kg	41.5 kg
Art. no.	90066527	90066578	90066579	90066531

PREMIUM LAWN MOWER

The new PREMIUM series from TEXAS is a series of lawnmowers specially developed to meet the most demanding gardener's requirements. All of the Premium models are extra special: Ultra specifications, smart features and comfort are essential elements, and they are equipped with the best engines – including our own new V series, and the well-known Briggs & Stratton and Honda engines. All of the models also have large rear wheels, comfort handlebars, central height adjustment, water inlets, practical lifting handles integrated in the front and 4-in-1 functions: Collector, rear discharge, mulching and side discharge. The design is completely new, providing a new and attractive look and the new cutting deck at 48 and 53 cm respectively, are designed to ensure even better grass collecting for all types of grass. Rather than the classic two-part handlebar, most PREMIUM models also have a new type of handlebar, with free space between the handlebar bars, which means the large collector can easily be lifted up between the bars, making emptying easier.

**BEST
VALUE
FOR MONEY**

PREMIUM 5395TR/WA

- Comfortable and ergonomic grip and recoil handle



- Briggs & Stratton engine



- Large collector box



- Easily foldable handlebar

- Water inlet for easy cleaning of blade and cutting deck



- Powerful aluminium deck



LAWN MOWERS	PREMIUM 5395TR/WA
Engine	B&S DOV750EX
Net power	161 cc / 2.6 kW
Starter	Recoil
Driving	Self-propelled
Cutting width	53 cm
Mulching	•
Rear discharge	•
Rear collect	•
Side discharge	-
Height adjustment	Central 7 pos. 30-80 mm
Collection volume	70 l
Wheels	8"/11"
Cutting deck	Aluminium
Weight	45 kg
Art. no.	90066259

NEW



LAWN MOWERS	PREMIUM 4820TR/W	PREMIUM 4850TR/WE	PREMIUM 4880TR/W
Engine	TG470V	TG470EV	B&S 500E
Net power	139 cc / 2.3 kW	139 cc / 2.3 kW	140 cc / 1.94 kW
Starter	Recoil	Recoil + E-start	Recoil
Driving	Self-propelled	Self-propelled	Self-propelled
Cutting width	48 cm	48 cm	48 cm
Mulching	•	•	•
Rear discharge	•	•	•
Rear collect	•	•	•
Side discharge	•	•	•
Height adjustment	Central 6 pos. 28-75 mm	Central 6 pos. 28-75 mm	Central 6 pos. 28-75 mm
Collection volume	65 l	65 l	65 l
Wheels	7"/10"	7"/10"	7"/10"
Cutting deck	Steel	Steel	Steel
Weight	35 kg	39 kg	37 kg
Art. no.	90066554	90066555	90066556




LAWN MOWERS	PREMIUM 5350TR/WE	PREMIUM 5380TR/W	PREMIUM 5390TR/W
Engine	TG570EV	B&S DOV750EX	Honda GCV160
Net power	173 cc / 3.2 kW	161 cc / 2.6 kW	160 cc / 3.3 kW
Starter	Recoil + E-start	Recoil	Recoil
Driving	Self-propelled	Self-propelled	Self-propelled, 4 gears
Cutting width	53 cm	53 cm	53 cm
Mulching	•	•	•
Rear discharge	•	•	•
Rear collect	•	•	•
Side discharge	•	•	•
Height adjustment	Central 6 pos. 28-75 mm	Central 6 pos. 28-75 mm	Central 6 pos. 28-75 mm
Collection volume	65 l	65 l	65 l
Wheels	8"/11"	8"/11"	8"/11"
Cutting deck	Steel	Steel	Steel
Weight	44 kg	42 kg	42 kg
Art. no.	90066565	90066568	90066569

ROBOT LAWN MOWERS

TIME TO CHARGE UP

TEXAS robot lawnmowers are designed for perfect mulching of your lawn. The blades cut the grass into very short pieces, which subsequently become ground cover for the lawn, where it fertilises the soil and keeps moss at bay. TEXAS robot lawnmowers have many features, such as a security code lock, low noise and automatic battery charging. Using a single boundary cable, you set the mowing boundary and the robot does the rest.



**BEST
VALUE
FOR MONEY**

NEW



- Automatic battery charging
- Anti-theft protection
- Programmable
- Rain sensor

G-FORCE SRX1200

- Incl. 200 m boundary cable, 200 pegs, terminal block pack and two sets of extra blades
- Lift and tilt safety function
- Central height adjustment

Samsung li-ion	18 cm	3 pcs. pivoting blades	20-60 mm	60 min.	Extremely quiet	30° incline	Anti Theft	8.5 kg

SMART/PRO G-FORCE FEATURES



• ANTI THEFT
Programme your robotic mower with a unique code so in the event your TEXAS SMART G-FORCE 1200D is removed from its authorised area it will not function.



• LIFT AND TILT SAFETY FEATURE
We have incorporated auto-stop lift and tilt technology in to your robotic mower, so if you lift it up, the blade disc will immediately STOP!



• PROGRAMMABLE
Simple and easy to programme so you can leave your robotic mower with the knowledge it will cut the grass on the days you specify.



• AUTO CHARGING
The TEXAS G-FORCE models knows when it is running low on power and returns to the charging station automatically.



• HEIGHT ADJUSTMENT
To adjust the cutting height of your robotic mower, simply turn the dial located under the lid on top of the mower to the required position.



ROBOT LAWN MOWERS	G-FORCE SRX900	G-FORCE SRX1200	PRO G-FORCE SR2000
Battery	Samsung Li-ion Battery	Samsung Li-ion Battery	Samsung Li-ion Battery
Engine	28V / 2.0 Ah	28V / 2.9 Ah	24V / 4.0 Ah
Cutting width	18 cm	18 cm	22 cm
Max capacity	900 m ²	1.200 m ²	2.000 m ²
Recommended lawn area	600 m ²	800 m ²	1.500 m ²
Height adjustment	Central. 20-60 mm	Central. 20-60 mm	Central 9 positions. 20-60 mm
Blades	3 pcs. pivoting blades	3 pcs. pivoting blades	3 pcs. pivoting blades
Operating time	50 min	65 min	80 min
Battery charging time	70 min	100 min	70 min
Incline	Max. 30°	Max. 30°	Max. 30°
Incl. boundary cable and pegs	150 m boundary cable + 150 pegs + terminal block pack + 2 sets of extra blades	200 m boundary cable + 200 pegs + terminal block pack + 2 sets of extra blades	2 x 150 m boundary cable + 300 pegs + terminal block pack + 2 sets of extra blades
Level of noise	67 dB(A)	67 dB(A)	67 dB(A)
Weight	8.5 kg	8.5 kg	12 kg
Art. no.	90070206	90070207	90070202

ACCESSORIES FOR ROBOT LAWN MOWERS

	SMART G-FORCE SB900	SMART G-FORCE SB1200	PRO G-FORCE SR2000
200 M BOUNDARY CABLE Bury to max. 8 cm 	Art. no. 431752	Art. no. 431752	Art. no. 431752
TERMINAL BLOCK PACK Qty. 4 terminal blocks for boundary cable and qty. 2 cable terminals for charging station 	Art. no. 431757	Art. no. 431757	Art. no. 431757
PLASTIC PEGS PACK 170 plastic pegs for boundary cable 	Art. no. 431756	Art. no. 431756	Art. no. 431756
2 SETS OF BLADES 	Art. no. 431758	Art. no. 431758	Art. no. 431758

LAWN TRACTORS

RIDER 6100E & RIDER 6100ES

- Reinforced steering frame
- Incl. hook for small trailer
- E-start



EASILY ACCESSIBLE ENGINE



LAWN TRACTORS	RIDER 6100ES	RIDER 6100E
Engine	Loncin	Loncin
Net power	4.8 kW	4.8 kW
Cylinder displacement	196 cc	196 cc
Starter	Recoil + E-start	Recoil + E-start
Cutting width	61 cm	61 cm
Blade height	5 pos. 35-75 mm	5 pos. 35-75 mm
Knife activation	Mechanical	Mechanical
Cutting system	Side discharge	Rear collect
Blades	1	1
Wheels	10"/13"	10"/13"
Art. no.	90063139	90063138

ACCESSORIES FOR LAWN TRACTORS

LAWN SPIKER

Working width: 120 cm



Art. no.
90053032

RAKE

Working width: 120 cm



Art. no.
90053035

LAWN SWEEPER

Working width: 96 cm
Capacity: 300 l.



Art. no.
90053031

LARGE DUMP CART WITH TIP

Capacity: 300 kg
Size: 154x95x35 cm



Art. no.
90053030

CENTRIFUGE SPREADER

Spreading width: Up to 2 m
Capacity: 60 l.



Art. no.
90053036

SMALL DUMP CART WITH TIP

Capacity: 150 kg
Size: 97x76x30 cm



Art. no.
90053034

SCARIFIER

Working width: 96 cm



Art. no.
90053033

COVER FOR RIDER 6100



Art. no.
40-11726

LAWN RAKER AND SCARIFIERS


USE	MPC1300 2-in-1	MPC1500 2-in-1	PRO CUT 420TG	PRO CUT 460TG	PRO CUT 460B
Lawn up to 600 m ²	●	●	●	●	●
Lawn up to 1.000 m ²	○	○	○	●	●

PRO CUT 460B

- Big wheels
- Easy adjustment of working depth
- Practical lifting handle in front



LAWN RAKER AND SCARIFIERS	PRO CUT 460B
Engine	B&S 950
Net power	4.2 kW
Cylinder displacement	208 cc
Working width	46 cm
Working depth	-3.0 / +0.5 cm
Blade type	Pivoting
Collection volume	-
Art. no.	90061563



48 PCS.
PIVOTING BLADES
OF HARDENED
STEEL

MPC1300

- 2-in-1:
Lawn raker/
scarifier



LAWN RAKER AND SCARIFIERS	MPC1300 2-IN-1	MPC1500 2-IN-1	PRO CUT 420TG	PRO CUT 460TG
Engine	230V	230V	TG620	TG720
Net power	1.3 kW	1.5 kW	3.6 kW	4.2 kW
Cylinder displacement	-	-	179 cc	212 cc
Working width	30 cm	33 cm	42 cm	46 cm
Working depth	-0.9 / +0.5 cm	-1.2 / +0.5 cm	-4.5 / +0.5 cm	-3.0 / +0.5 cm
Blade type	Fixed	Fixed	Fixed	Pivoting
Collection volume	30 l	50 l	50 l	-
Art. no.	90062097	90063074	90061561	90061562



WEED CLEANER/LAWN EDGERS

USE	EC1400	EC2600	EC8700
Lawn up to 600 m ²	●	●	●
Lawn up to 1.000 m ²	○	●	●
Park areas up to 2.000 m ²	○	○	●

ACCESSORIES FOR EC1400 OG EC2600

WEED CLEANER BRUSH		Art. no. 90062054
---------------------------	---	-------------------

ACCESSORIES FOR WR140

STEEL BRUSH		Art. no. 90063090
--------------------	---	-------------------

NYLON BRUSH		Art. no. 90063100
--------------------	---	-------------------

INCL. NYLON BRUSH AND STEEL BRUSH

INCL. WEED CLEANER BRUSH



WEED CLEANER/LAWN EDGERS	WR140	EC 1400	EC 2600	EC 8700
Engine	230V	230V	2-stroke	4-stroke
Net power	0.14 kW	1.4 kW	0.7 kW	1.8 kW
Cylinder displacement	-	-	26 cc	87 cc
Working depth	10 mm	15-25-38 mm	10-20-30 mm	10-25-45 mm
Adjustable handle	-	•	•	•
Art. no.	90063076	90063069	90062059	90063088



WEED BURNER

USE

Ground: 0-500 m ²	●
Ground: 500-1000 m ²	○
Ground: +1000 m ²	○



WEED BURNER	WB600
Engine	230V
Net power	0.6 kW
Accessories	3 nozzles
Temp. up to	max. 600°C
Art. no.	90063087

PUMP

USE

Watering	●
Cleaning	○
Emptying	●



PUMP	CW410
Engine	230V
Net power	0.4 kW
Accessories	Incl. 10 m hose and sprayer. Spigot diameter: 3/4"
Capacity	1.100 l/h
Art. no.	90063085

HEDGES, BUSHES & HIGH GRASS

Get to grips with bushes, trim or cut them down to size. Once again this year we provide a wide range of bush cutters and hedge trimmers and the large and popular rotary trimmer, which easily deals with the overgrown gardens or fallows. But remember to look at our multi machines on page 23, where you can have a brush cutter, hedge trimmer, trimmer and chainsaw all in a single machine. **KEEP IT SMART!**

The light 18 V series from TEXAS has been developed to get the maximum out of one battery. All of the machines have been developed with weight and storage in focus.

ACCESSORIES

EXTRA BATTERY
18V / 1.5 Ah



Art. no.
90070006

QUICK CHARGER
1.5 hour



Art. no.
90070008

EXTRA KNIVES
Smart Trim 300
12 pcs.



Art. no.
90070009



ALL MODELS
INCLUDE BATTERY
AND 3-5 HOUR
CHARGER



18 V SERIES	SMART HEDGE 200	SMART HEDGE 500 HEDGE TRIMMER BAR	SMART TRIM 300	SMART CHAINSAW 200	SMART AIR 100
Battery	18 V / 1.5 Ah	18 V / 1.5 Ah	18 V / 1.5 Ah	18 V / 1.5 Ah	18 V / 1.5 Ah
Functions	15 mm cutting width. 51 cm guide bar. Guide bar guard	15 mm cutting width. 41 cm guide bar up to 2.7 m long	Poly knife. Plant guard. Adjustable cutting head	8" guide bar up to 2.7 m long. Chain speed 4 m/s	Blower speed 205 km/h
Weight incl. battery	2.5 kg	3 kg	2.2 kg	4.5 kg	2 kg
Max. working time	35 min	45 min	30 min	45 min	12 min
Vibration	2.31 m/s ²	2.31 m/s ²	2.5 m/s ²	2.6 m/s ²	1.64 m/s ²
Art. no.	90070002	90070004	90070001	90070005	90070003

HEDGE TRIMMERS

USE	HTG360 LI	HTE450	HTE550	HTE620	HSL265	HTP2200
Privet, spirea etc.	●	●	●	●	●	●
Willow	○	○	○	○	●	●
Beech, elm etc.	○	○	○	○	●	●



HEDGE TRIMMERS	HTG360 LI	HTE450	HTE550
Engine	3.6V/1.3 Ah	230V	230V
Net power	-	0.45 kW	0.55 kW
Cylinder displacement	-	-	-
Cutting system	-	Dual cut	Dual cut
Blade length	12 cm	45 cm	51 cm
Rotatable handle	-	-	180°
Branch thickness	Max. 8 mm	Max. 16 mm	Max. 20 mm
Weight	-	2.4 kg	2.8 kg
Art. no.	90063152	90067045	90067046



HEDGE TRIMMERS	HTE620	HSL265	HTP2200
Engine	230V	2-stroke	2-stroke
Net power	0.62 kW	0.7 kW	0.68 kW
Cylinder displacement	-	26 cc	22 cc
Cutting system	Dual cut	Dual cut	Dual cut Aluminum laser cut
Blade length	60 cm	65 cm	55 cm
Rotatable handle	180°	180°	180°
Branch thickness	Max. 22 mm	Max. 22 mm	Max. 28 mm
Weight	3.6 kg	5.6 kg	5.6 kg
Art. no.	90067047	90067075	90067072



BRUSH CUTTERS

Brush cutter in a stylish and ergonomic design, which provides extra user comfort. All of the brush cutters can easily be changed over from blade to line.



**BEST
VALUE
FOR MONEY**

**DANISH
DESIGN**



ACCESSORIES FOR BCU33M

	EXTENSION BAR	EDGER	SWEEPEER
Lenght	70 cm	76 cm	75 cm
Diameter	-	4.0 cm	24.5 cm
Working width	-	-	60 cm
Weight	0.5 kg	2.6 kg	4.5 kg
Art. no.	90067063	90067080	90067081



BCU33M

- 1 engine → 6 applications: trimmer, hedge trimmer, brush cutter, chainsaw, lawn edger and sweeper

(edger and sweeper sold seperately)



HANDHELD COMBI MACHINES	SMART COMBI 100 5-IN-1	BCU33M 4-IN-1
Engine	230V	2-stroke
Net power	0.9 kW	0.9 kW
Cylinder displacement	-	33 cc
Working width	36 cm line / 25 cm chainsaw / 41 cm hedge trimmer	43 cm line / 25 cm blade / 25 cm chainsaw / 41 cm hedge trimmer
Trimmer head	Tap'n go	Tap'n go
Blade	-	3-Tooth
Harness	•	•
Weight	2.5 kg (excl. accessories)	6.9 kg (excl. accessories)
Art. no.	90068123	90067059



• Easy start



• Several holes for mounting the harness for optimal balance



• Easily adjustable handle



• Locking the trimmer head without tools



BRUSH CUTTERS	BCP4300
Engine	2-stroke
Net power	1.25 kW
Cylinder displacement	43 cc
Working width	43 cm line / 25 cm blade
Trimmer head	Tap'n go
Blade type	3-Tooth
Harness	Professional
Weight	9.8 kg
Art. no.	90067071



STANDARD HARNESS

- The wide shoulder straps and hip cushion provide good weight distribution and minimise strain in the arms during use
- The harness can be adjusted to suit the user



PROFESSIONAL HARNESS

- Fixed back support panel and a wide strap provides the optimal weight distribution and safeguards the arms during use
- The brush cutter can quickly be unhooked from the shock-absorbing hip cushion, even when wearing working gloves!
- The harness can be adjusted to suit the user

USE	BCU26S	BCU33S	BCU43	BC335D	BCP4300
Grass trimming	●	●	●	●	●
High grass	●	●	●	●	●
Brush cutter	○	○	●	●	●

MORE ACCESSORIES
- ON PAGE 26

A 2-stroke engine must have oil-mixed gasoline. Brush cutters with 4-stroke engine use regular gasoline and so are filled with oil separately.



INCL. PROF. HARNESS



BRUSH CUTTERS	BCU26S	BCU33S	BCU43	BC335D
Engine	2-stroke	2-stroke	2-stroke	4-stroke
Net power	0.7 kW	0.9 kW	1.25 kW	0.7 kW
Cylinder displacement	26 cc	33 cc	43 cc	33.5 cc
Working width	43 cm line / 25 cm blade	43 cm line / 25 cm blade	43 cm line / 25 cm blade	43 cm line / 25 cm blade
Trimmer head	Tap'n go	Tap'n go	Tap'n go	Tap'n go
Blade type	3-Tooth	3-Tooth	3-Tooth	3-Tooth
Harness	Standard	Standard	Standard	Professional
Weight	5.9 kg	7.7 kg	7.8 kg	8.1 kg
Art. no.	90067056	90067057	90067058	90068130

TRIMMERS

USE	PRO TRIM 100	GTU 265	PRO TRIM 600
Grass trimming	●	●	●
High grass	○	●	●



TRIMMERS	PRO TRIM 100	GTU265
Engine	230V	2-stroke
Net power	0.6 kW	0.7 kW
Cylinder displacement	-	26 cc
Working width	30 cm line	38 cm
Weight	2.9 kg	5.5 kg
Art. no.	90068122	90067055

PRO TRIM 600

- Large 14" wheels with bearings
- Forward trimmer head, which makes it very easy to trim around trees, along paths and hedges, and in uneven terrain
- Reliable and powerful 173 cc, 4-stroke petrol engine
- Shield protects the engine from grass cuttings

GRASS CUTTER

USE

High grass	●
Shrubbery	●
Up to Ø30 mm trees and bushes	●



TRIMMERS	PRO TRIM 600
Engine	TG595, 4-stroke
Net power	2.9 kW
Cylinder displacement	173 cc
Working width	60 cm
Weight	31 kg
Art. no.	90061101

GRASS CUTTER	MULTI CUT 900TG
Engine	Loncin
Net power	9.0 kW
Gears	4 forward + 1 reverse
Cylinder displacement	414 cc
Cutting width	66 cm
Cutting height	10 cm
Cutting deck	Steel
Art. no.	90068051



ACCESSORIES FOR TRIMMERS & BRUSH CUTTERS

TRIMMERS
 ‡ BRUSH CUTTERS!
 - LEARN MORE ON PAGE 23-25

		PRO TRIM 100	PRO TRIM 600	GTU26S	BCU26S BCU33S BCU43	BC335D	BCP4300	SMART COMBI 100	BCU33M	COMBI 800 TRIMMER
1.6 MM TRIMMER LINE 15 M		Art. no. 5012-00	-	-	-	-	-	Art. no. 5012-00	-	-
2.0 MM TRIMMER LINE 15 M		-	-	Art. no. 5016-00	-	-	-	-	-	-
2.4 MM TRIMMER LINE 15 M		-	-	-	Art. no. 5015-00	Art. no. 5015-00	Art. no. 5015-00	-	Art. no. 5015-00	-
2.4 MM TRIMMER LINE 90 M		-	-	-	Art. no. 62005240	Art. no. 62005240	Art. no. 62005240	-	Art. no. 62005240	-
4.0 MM 2 PCS. OF TRIMMER LINE 52 CM		-	Art. no. 438966	-	-	-	-	-	-	Art. no. 438966
4.0 MM ROLL OF LINE 2X10 M		-	Art. no. 423008	-	-	-	-	-	-	Art. no. 423008
TRIMMER HEAD STANDARD		-	-	Art. no. 429053	10 mm links Art. no. 430330	10 mm links Art. no. 430330	10 mm links Art. no. 430330	-	10 mm links Art. no. 430330	-
TRIMMER HEAD LUX		-	-	-	Art. no. 436546	Art. no. 436546	Art. no. 436546	-	Art. no. 436546	-
TRIMMER HEAD PRO (ALUMINIUM)		-	-	-	Art. no. 436547	Art. no. 436547	Art. no. 436547	-	Art. no. 436547	-
3-TOOTH BLADE METAL 25.4 MM LOCK		-	-	-	Art. no. 5603-250	Art. no. 5603-250	Art. no. 5603-250	-	Art. no. 5603-250	-
4-TOOTH BLADE METAL 25 MM LOCK		-	-	-	Art. no. 5604-250	Art. no. 5604-250	Art. no. 5604-250	-	-	-
8-TOOTH BLADE METAL 25.4 MM LOCK		-	-	-	Art. no. 5608-250	Art. no. 5608-250	Art. no. 5608-250	-	Art. no. 5608-250	-
CIRCULAR SAW BLADE METAL		-	-	-	25 mm hole Art. no. 5680-250	25 mm hole Art. no. 5680-250	25 mm hole Art. no. 5680-250	-	25 mm hole Art. no. 5680-250	-
PROFESSIONAL HARNESS		-	-	Art. no. 40-11710	Art. no. 40-11710	Art. no. 40-11710	Art. no. 40-11710	Art. no. 40-11710	Art. no. 40-11710	-
STANDARD HARNESS		-	-	Art. no. 423186	Art. no. 423186	Art. no. 423186	Art. no. 423186	Art. no. 423186	Art. no. 423186	-

CLEANING

It is not just about looking tidy. In fact it is necessary to clear areas of snow, salt, leaves and other rubbish – for your own safety and for the safety of other people. TEXAS yellow sweepers are almost synonymous with winter. When the snow falls and drifts, and a sweeper is not enough, we also provide some of the strongest snow blowers on the market.



PRO AIR 100

- Easy-start
- High-speed nozzle
- Low weight - only 4.5 kg
- Anti-vibration
- Blow tube can be separated without tools - for compact storage

LEAF BLOWER	PRO AIR 100
Engine	2-stroke
Net power	0.65 kW
Cylinder displacement	26 cc
Air speed	180 km/h
Art. no.	90063044

REMEMBER TO KEEP AN EXTENSION CORD FOR OUTDOOR USE LISTED ON PAGE 38



GBV260

- Easy changeover from vacuum to blower

- Composting blade
- Low weight - only 3.9 kg

LEAF BLOWERS	BVC2800	GBV260
Engine	230V	26 cc
Net power	0.28 kW	0.75 kW
Collection volume	30 l	40 l
Air speed	275 km/h	216 km/t
Capacity	13.5 m ³ /min	10 m ³ /min
Art. no.	90063045	90063105

SWEEPERS



SWEEPERS	SWEeper MS550	SWEeper MS920	HANDY SWEEP 650TG
Engine	-	-	TG720S, 4-stroke
Cylinder displacement	-	-	212 cc / 4.2 kW
Gears	-	-	3 forward + 1 reverse
Starter	-	-	Recoil
Working width	55 cm	92 cm	60 cm
Brush diameter	-	-	35 cm
Collection volume	25 l	40 l	-
Wheels	175 x 35 x 12 mm	300 x 55 x 12 mm	4.10 x 13 mm
Art. no.	90067067	90067068	90067515



SWEEPERS	HANDY SWEEP 650TGE	HANDY SWEEP 710TGE	HANDY SWEEP 710B
Engine	TG720, 4-stroke	TG720ES, 4-stroke	B&S 950 series, 4-stroke
Cylinder displacement	212 cc / 4.2 kW	212 cc / 4.2 kW	208 cc / 4.2 kW
Gears	3 forward + 1 reverse	3 forward + 1 reverse	3 forward + 1 reverse
Starter	Recoil + E-start	Recoil + E-start	Recoil
Working width	60 cm	70 cm	70 cm
Brush diameter	35 cm	35 cm	35 cm
Wheels	4.10 x 13 mm	4.10 x 13 mm	4.10 x 13 mm
Art. no.	90067516	90067519	90067520

ACCESSORIES FOR HANDY SWEEP

650

710

650/710

COLLECTOR BOX		Art. no. 90228200100	Art. no. 90228100100	SNOW CHAINS (SET) FOR 4.10 X 13 WHEELS		Art. no. 90228700100
DOZER BLADE		Art. no. 90228500100	Art. no. 90228600100	SCARIFIER		Art. no. 90228300100
BRUSH SET 60 CM		Art. no. 902275600	-	LED TORCH incl. universal adapter and 230V charger - 270 lumen/5W		Art. no. 90067093



SMART SWEEP 1000E

- Powerful TG570, 4-stroke engine
- Sweeping width 100 cm
- Adjustable brush speed (180-350 rpm) provides optimal sweeping result
- Ideal for cobblestones



SWEEPERS	SMART SWEEP 1000E
Engine	TG570E, 4-stroke
Net power	3.6 kW
Cylinder displacement	173 cc
Gears	3 forward + 1 reverse
Starter	Recoil + E-start
Working width	100 cm
Brush diameter	35 cm
Art. no.	9006696

NEW



SWEEPERS	SMART SWEEP 800	SMART SWEEP 800E	SMART SWEEP 1000
Engine	TG570, 4-stroke	TG570E, 4-stroke	TG570, 4-stroke
Cylinder displacement	3.6 kW	3.6 kW	3.6 kW
Gears	173 cc	173 cc	173 cc
Starter	3 forward + 1 reverse	3 forward + 1 reverse	3 forward + 1 reverse
Working width	Recoil	Recoil + E-start	Recoil
Brush diameter	80 cm	80 cm	100 cm
Wheels	35 cm	35 cm	35 cm
Art. no.	9006691	9006692	9006695

ACCESSORIES FOR SMART SWEEP

	800	1000
COLLECTOR BOX	 Art. no. 9006697	Art. no. 90066704
SNOW BRUSHES	 Art. no. 90066701	Art. no. 90066702
DOZER BLADE	 Art. no. 90066698	Art. no. 90066700





COMBI 800 - FOR ALL YEAR ROUND


COMBI 800

- 80 cm sweeping width
- 230V E-start on model 800TGE
- Easy connection system - without tools



ROTOR MOWER

- Rear discharge
- Large working width



COMBI 800

A basic machine with many accessory options – and new accessories are arriving all the time ...



WALK-BEHIND MULTI MACHINES	COMBI 800TG BASIC	COMBI 800TGE BASIC	COMBI 800B BASIC
Engine	TG720S, 4-stroke	TG720ES, 4-stroke	B&S 950 series, 4-stroke
Net power	4.2 kW	4.2 kW	4.2 kW
Cylinder displacement	212 cc	212 cc	208 cc
Starter	Recoil	Recoil + 230V E-start	Recoil
Gears	4 forward + 1 reverse	4 forward + 1 reverse	4 forward + 1 reverse
Wheels	16" snow tyres	16" snow tyres	16" snow tyres
Art. no.	90068061	90068062	90068063

ACCESSORIES FOR YOUR COMBI 800

Here you can find an overview of the many accessory options available for the TEXAS Combi 800. The concept behind the multi machines, is that they can be used all year round. In addition, a multi machine saves space – you only need a basic machine, which takes up little space. Then you can choose what accessories you need – so you can enjoy the weekend and let TEXAS do the work!

TRIMMER

Working width: 60 cm
Trimmer line: 4 mm
Working height: 37-75 mm
Adjustable: 3 pos.
+30°/0°/-30°



Art. no.
90068086

COLLECTOR BOX

Volume: 160 l.
Width: 80 cm



Art. no.
93300200100

SWEEPER

Working width: 80 cm
Diameter: 45 cm
Adjustable: 3 pos.
+22°/0°/-22°
Brush speed: 400 rpm



Art. no.
90068076

DUMPER

Volume: 200 l.
Size: 310x930x720 mm



Art. no.
90068075

SNOW THROWER

Working width: 61 cm
Working height: 50 cm
Blow system: Adjustable
2-stage system
Rotations: 130 rpm
Throwing distance: 10-15 m



Art. no.
90068077

SNOW CHAINS (SET)

4,80x8
Art. no. 90068079



DOZER BLADE

Working width: 80 cm
Working height: 42 cm
Adjustable: 3 pos.
+22°/0°/-22°



Art. no.
90068078

ROTOR MOWER

Rear discharge
Working width:
60 cm



Art. no.
90068088

LED TORCH

incl. universal adapter
and 230V charger
- 270 lumen/5W



Art. no.
90067093

**CLICK'N
GO**



1. PRESS DOWN FOOT PEDAL



2. REMOVE TOOL



3. ATTACH NEW TOOL



PRO TRAC/SWEEP

On traditional models, accessories are fitted using nuts and bolts. TEXAS PRO TRAC/SWEEP models are equipped with snap-couplings, so no tools are required whenever you want to change an accessory.



REVERSIBLE HANDLEBARS

Pro Trac 750 + 950 with 180° reversible handlebars, used when you need to change an accessory.



WALK-BEHIND MULTI MACHINES	PRO TRAC 750TG BASIC	PRO TRAC 750D BASIC	PRO TRAC 950TGE BASIC	PRO TRAC 950DE BASIC
Engine	TG720S, 4-stroke	TD420	TG920ES, 4-stroke	TD900E
Net power	4.2 kW	3.1 kW	8.5 kW	6.3 kW
Cylinder displacement	212 cc	211 cc	420 cc	406 cc
Gears	1 forward + 1 reverse	1 forward + 1 reverse	3 forward + 3 reverse	3 forward + 3 reverse
Starter	Recoil	Recoil	Recoil + E-start	Recoil + E-start
Fuel	Gasoline	Diesel	Gasoline	Diesel
Wheels	4.00 x 8	4.00 x 8	5.00 x 10	5.00 x 10
Art. no.	90041560	90041570	90041580	90041590

ACCESSORIES FOR YOUR PRO TRAC/SWEEP

		750TG/750D	950TGE/950DE
ROTOR MOWER Working width: 66 cm Cutting height: 10 cm Rotations: 2123 rpm		Art. no. 90042510	Art. no. 90042510
SWEEPER Working width: 80 cm Adjustable: 3 pos. +22°/0°/-22° Brush speed: 300 rpm		Diameter: 45 cm Art. no. 90042501	Diameter: 55 cm Art. no. 90042503
SWEEPER Working width: 100 cm Diameter: 55 cm Adjustable: 3 pos. +22°/0°/-22° Brush speed: 300 rpm		-	Art. no. 90042502
COLLECTOR BOX Volume: 160 l. For 80 cm sweeper		Art. no. 93300200100	-
COLLECTOR BOX Volume: 240 l. For 100 cm sweeper		-	Art. no. 90042504
DOZER BLADE Working width: 80 cm Working height: 42 cm Adjustable: 3 pos. +22°/0°/-22°		Art. no. 90042505	Art. no. 90042505
DOZER BLADE Working width: 100 cm Working height: 42 cm Adjustable: 3 pos. +22°/0°/-22°		-	Art. no. 90042506
SNOW CHAINS (SET)		4.00x8 Art. no. 90042508	5.00x10 Art. no. 90042509
LED TORCH INCL. MOUNT AND CHARGER		-	Art. no. 90067094
REAR TILLER Rotations: 290 rpm Working depth: 16 cm		Working width: 50 cm Art. no. 90042511	Working width: 37-68 cm Art. no. 90042512

ACCESSORIES

NOW EVEN MORE
ACCESSORIES FOR PRO TRAC!
- LEARN MORE ON PAGES 6-7



SNOW THROWERS



SNOW THROWERS	ST1300	SNOW KING 415TG	SNOW KING 565TG	SNOW KING 617TGE
Engine	230V	Loncin, 4-stroke	Zongshen, 4-stroke	Loncin, 4-stroke
Net power	0.13 kW	1.65 kW	3.2 kW	4.4 kW
Cylinder displacement	-	87 cc	163 cc	212 cc
Gears	-	-	3 forward + 1 reverse	6 forward + 2 reverse
Working width	26 cm	46 cm	56 cm	61 cm
Working height	12 cm	28 cm	51 cm	51 cm
Starter	230V	Recoil	Recoil	Recoil + E-start
Blow system	1 stage	1 stage	2 stage	2 stage
Capacity	120 m ² /h	300 m ² /h	1.120 m ² /h	1.220 m ² /h
Art. no.	90062049	90062500	90062501	90062503

SPREADERS

SMART SPREADER 200

- Suitable for spreading fertiliser and seed




SPREADERS	SMART SPREADER 200	CS2500	CS3600	CS6000S	CENTRIFUGE SPREADER FOR LAWN TRACTOR
Capacity	25 l	25 l	36 l	58 l	60 l
Working width	56 cm	Up to 2 m	Up to 2 m	Up to 3 m	Up to 3 m
Spreading method	Drop	Centrifuge	Centrifuge	Centrifuge	Centrifuge
Dispensing volume	Variable	Variable	Variable	Variable	Variable
Frame	Steel	Steel	Steel	Rust proof steel	Steel
Weight	8.6 kg	12.26 kg	11.9 kg	15.5 kg	15 kg
Art. no.	90051994	90052014	90052017	90052018	90053036

TREES & FIREWOOD

Remember that it is easiest to cut a tree in the direction it will naturally fall. In addition, you need to use a good chainsaw from TEXAS, and afterwards, a machine from our wide selection of power saw log saws, log splitters or composting machine, so that you get the most out of your resources with a minimum of effort. TEXAS has a wide and ergonomic range.



• Easy to clean



• Knock-back safety system

• 2-in-1: Chipper and shredder

• Handle/drive for lawn tractor



• Twig crammer

• Ejection directly into beds

• 32 pcs. blades



SHREDDER	EXPERT SHREDDER 200
Engine	Loncin
Net power	6.8 kW
Cylinder displacement	302 cc
Working width, chipper (side funnel)	90 mm
Working width, shredder (top funnel)	15 mm
Blade type	Pivoting
Transport wheels	•
Transport hook	•
Handle for lifting	•
Art. no.	90070300



LOG SPLITTERS & LOG SAW



• Hydraulic cylinder

POWER SPLIT 1200VH

- Can split vertically and horizontally

• Large pneumatic rubber wheels for all kinds of terrain

ACCESSORIES

4 PART CROSS SPLITTER FOR 610VG



Art. no. 90052008

4 PART CROSS SPLITTER FOR 820V/830V



Art. no. 90052206

4 PART CROSS SPLITTER FOR 2000HV




Art. no. 90052078



LOG SPLITTERS	POWER SPLIT 550H	POWER SPLIT 610VG	POWER SPLIT 820V	POWER SPLIT 830V
Engine	230V	TG720	230V	380V
Net power	1.5 kW	4.2 kW	3.5 kW	3.5 kW
Cylinder displacement	-	212 cc	-	-
Working length	52 cm	50-105 cm	105 cm	105 cm
Working position	Horizontal	Vertical	Vertical	Vertical
Capacity	5 ton	6 ton	8 ton	8 ton
Art. no.	90052084	90052202	90052203	90052204

NEW



LOG SPLITTERS	POWER SPLIT 1200VH	POWER SPLIT 2000HV	LOG SAW	POWER SAW 2202
Engine	380V	TG720, 4-stroke	Engine	230V
Net power	3.5 kW	4.2 kW	Net power	2.2 kW
Cylinder displacement	-	212 cc	Cutting diameter	max. 120 mm
Working length	50 cm	63 cm	Art. no.	90052071
Working position	Horizontal / Vertical	Horizontal / Vertical		
Capacity	12 ton	20 ton		
Art. no.	90052205	90052079-100		

CHAINSaws



ANTI-VIBRATION

SMART CHAINSAW 400

- Powerful engine
- Easy-Start
- Tool-free chain adjustment
- Walbro carburettor



REMEMBER TO KEEP AN EXTENSION CORD FOR OUTDOOR USE LISTED ON PAGE 38



CHAINSAWS	EK2040	TS4518	SMART CHAINSAW 400	PRO CHAINSAW 300
Engine	230V	2-stroke	2-stroke	2-stroke
Net power	2.0 kW	1.8 kW	1.2 kW	2.3 kW
Cylinder displacement	-	45 cc	40 cc	56 cc
Bar length	40 cm / 16"	45 cm / 18"	40 cm / 16"	50 cm / 20"
Chain type	Tex-chain 250	Tex-chain 213	Tex-chain 250	Tex-chain 280
Chain adjustment	Toolless	Tools	Toolless	Tools
Weight	4.8 kg	6.5 kg	6 kg	8 kg
Art. no.	90067011	90067013	90068150	90068151



SEE OUR ENTIRE RANGE OF CHAINS AT TEXAS-GARDEN.COM

CHAINS	TEX-CHAIN 111	TEX-CHAIN 115	TEX-CHAIN 207	TEX-CHAIN 210	TEX-CHAIN 213	TEX-CHAIN 250	TEX-CHAIN 270	TEX-CHAIN 280
Drive link thickness	1.3 mm	1.3 mm	1.5 mm	1.5 mm	1.5 mm	1.3 mm	1.3 mm	1.5 mm
Pitch	3/8H	3/8H	.325"	.325"	.325"	3/8H	3/8H	.325"
Drivelinks	52	54	56	64	72	57	56	78
File diameter	4.0 mm	4.0 mm	4.8 mm	4.8 mm	4.8 mm	4.0 mm	4.0 mm	4.8 mm
Art. no.	40-111	40-115	40-207	40-210	40-213	40-250	40-270	40-280

ACCESSORIES

A good start is only half the battle, and when it comes to the practical work with machines, you need to look after your equipment and yourself. It is important to remember to wear a safety helmet, safety goggles and safety trousers made from chainsaw fabric when working with a chainsaw. Likewise, your machines will have a longer lifetime when you remember to maintain them using oil, cleaning and by replacing wearing parts. The correct treatment of batteries and cleaning of machines, provides them with the optimal working conditions for several seasons.



ACCESSORIES FOR YOUR CHAINSAW

3 QTY. ROUND FILES 4 mm, 3/8"		Art. no. 40-10140	SAFETY PANTS L Class 1		Art. no. 40-11360
3 QTY. ROUND FILES 4.8 mm, 0.325"		Art. no. 40-10148	SAFETY PANTS XL Class 1		Art. no. 40-11360
FILE WITH HANDLE 4 mm, 3/8"		Art. no. 40-10040H	SAFETY PANTS XXL Class 1		Art. no. 40-11361
FILE WITH HANDLE 4.8 mm, 0.325"		Art. no. 40-10048H	SAWHORSE		Art. no. 90052016
FILE SET 4.8 mm, 0.325"		Art. no. 40-10070			










MISCELLANEOUS ACCESSORIES

SAFETY HELMET WITH HEARING PROTECTORS		Art. no. 40-11700	COVER FOR SWEEPER/ SNOW THROWER		Art. no. 40-11757
SPARK PLUG WRENCH 13/16 MM		Art. no. 40-11292	COVER FOR LAWN MOWER/TILLER		Art. no. 40-11720
SPARK PLUG WRENCH 19/21 MM		Art. no. 40-11291	20 M EXTENSION CORD, 230 V, WITH EARTH For outdoor use Copper wire thickness: 3 x 1.5 mm ²		Art. no. 90051004
ALUMINIUM RAMPS Size: 180x20 cm Max 400 kg		Art. no. 90053021			

NEW

IP44 APPROVED
PERFECT FOR OUR
ELECTRICAL LOG SPLITTERS!

WHICH OIL FITS YOUR MACHINE?

		TILLERS	COMBI 800	PRO TRAC 750/950	SWEEPERS/ SNOW TRHROWERS	LOG SPLITTERS	4-STROKE BRUSH CUTTERS/ LAWN MOWERS	2-STROKE BRUSH CUTTERS/ HEDGE TRIMMERS	CHAINSAWS
SAE30 ENGINE OIL 0.6 L.		Art. no. 90406507	Art. no. 90406507	Art. no. 90406507	Art. no. 90406507	Only gasoline Art. no. 90406507	Art. no. 90406507	-	-
2-STROKE OIL 0.1 L.		-	-	-	-	-	-	Art. no. 90406520	Only gasoline Art. no. 90406520
2-STROKE OIL 1 L.		-	-	-	-	-	-	Art. no. 90406521	Only gasoline Art. no. 90406521
CHAIN OIL 1 L.		-	-	-	-	-	-	-	Art. no. 90406590
CHAIN OIL 4 L.		-	-	-	-	-	-	-	Art. no. 90406502
MULTIFAK GREASE FOR WORM GEAR 0.5 L.		Art. no. 90306500	Art. no. 90306500	-	Art. no. 90306500	-	-	-	-
GEARTEX EP-C SAE 80W-90 FOR PRO TRAC 1 L.		-	-	Art. no. 90306522	-	-	-	-	-
TEXAMATIC 7045 HYDRAULIC OIL 1 L.		-	-	-	-	Art. no. 90306479	-	-	-
OIL CHANGING SET		Art. no. 40-11336	Art. no. 40-11336	Art. no. 40-11336	Art. no. 40-11336	Only gasoline Art. no. 40-11336	Art. no. 40-11336	-	-

REMEMBER

DO YOU NEED A NEW SPARK PLUG?
- FIND THE RIGHT ONE AT TEXAS-GARDEN.COM



TEXAS A/S | KNULLEN 22 | DK-5260 ODENSE S | DENMARK
TEL.: +45 6395 5555 | FAX: +45 6395 5558
EXPORT@TEXAS.DK | WWW.TEXAS-GARDEN.COM

Copyright © 2018 TEXAS A/S. All rights reserved.
The company cannot be held responsible for any printing errors, non-delivery, technical or design changes.

