



業得企業

YEH DER ENTERPRISE

業得為一專業齒輪和齒輪箱製造廠，我們提供ODM和OEM服務，並且可以為客戶製作手工樣，以供開模前測試用。請與我們連絡以便提供更詳細的資料。

Yeh Der is a professional gear and gearbox manufacturer. We offer ODM & OEM service and we can make handmade/ machined gear and gearbox samples for customers to do tests before mold making. Please contact us for further information.



台灣工廠 Taiwan Factory

Tel : 886-2-89769456 <http://www.plastic-gear-manufacturer.com>

Fax: 886-2-89769459 <http://www.ultra-gear.com>

Email: business@ultra-gear.com

24872 台灣台北縣五股鄉中興路一段十二號5樓

5F, No.12, Sec. 1, Zhongxing Rd., Wugu Shiang, Taipei County 24872, Taiwan (Taipei Industrial Zone)

大陸工廠 China Factory

Tel : 86-20-82953079

Fax: 86-20-82953077

中國廣東省增城市沙埔鎮第二工業區

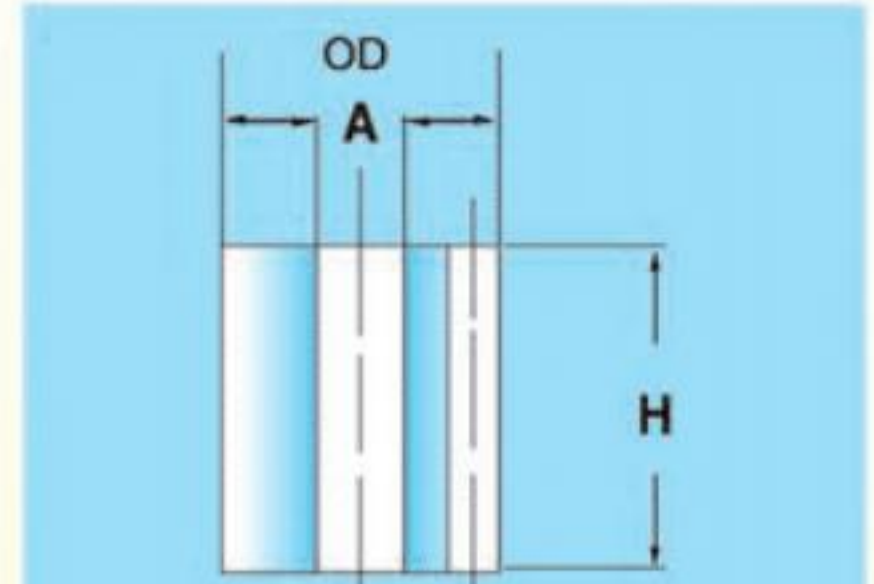
2nd Industrial Zone, Shapu Zhen, Tsengcheng City, Guangdong Province, China



1 主軸齒輪 Pinion Gear

Module: 0.5 Unit: mm Material: POM/PE

編號 Item No.	齒數 No. of Teeth	外徑 Outside Diameter	中心孔 Bore ϕ (Flexible)				厚度 Face Width		
			A 1.9 ϕ	B 2.05 ϕ	D 2.4 ϕ	F 2.9 ϕ	H	L	
1008	8T	5.0 ϕ	*	*				5.0	0.0
1009	9T	5.5 ϕ	*	*				5.0	0.0
1010	10T	6.0 ϕ	*	*	*			5.0	0.0
1011	11T	6.5 ϕ	*	*	*			5.0	0.0
1012	12T	7.0 ϕ	*	*	*	*		5.0	0.0
1014	14T	8.0 ϕ	*	*	*	*	*	5.0	0.0
1016	16T	9.0 ϕ	*	*	*	*	*	5.0	0.0
1018	18T	10.0 ϕ	*	*	*	*	*	5.0	0.0
1020	20T	11.0 ϕ	*	*	*	*	*	5.0	0.0



標 * 記號項目為標準產品
Item with '*' mark: Standard product
外徑=(齒數+2) X 模數
OD=(No. of Teeth + 2) X Module

表示單層齒輪
"1": Single layer gear
表示厚度 L 為 0
"0": 0.0mm thickness for "L"
表示10齒
"10": 10 tooth pinion gear
表示中心孔為 ϕ 1.90 mm
"A": ϕ 1.90 mm bore

1010A

2 主軸齒輪 Pinion Gear

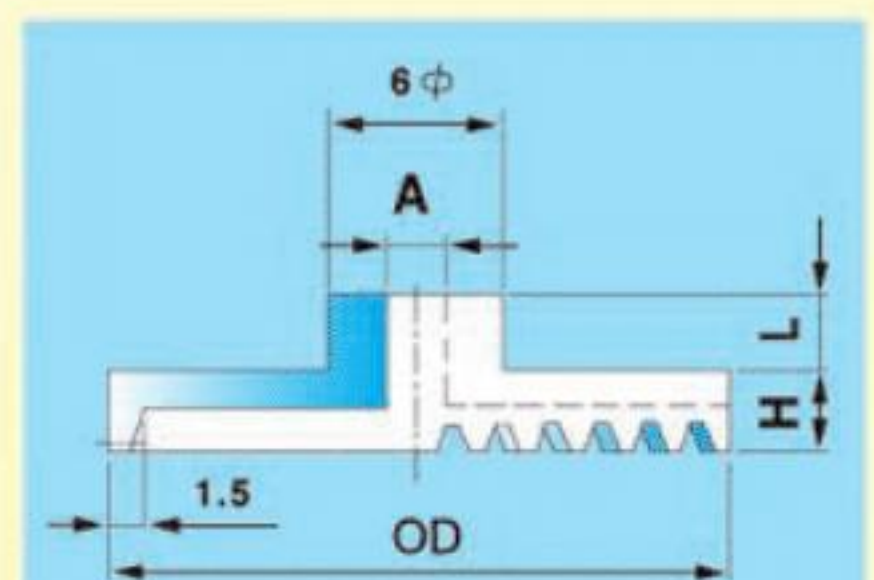
Module: 0.6 Unit: mm Material: POM/PE

編號 Item No.	齒數 No. of Teeth	外徑 Outside Diameter	中心孔 Bore ϕ (Flexible)					厚度 Face Width		
			A 1.9 ϕ	B 2.05 ϕ	D 2.4 ϕ	E 2.55 ϕ	F 2.9 ϕ	G 3.05 ϕ	H	L
M0.6-1008	8T	6.0 ϕ	*	*	*				5.0	0.0
M0.6-1010	10T	7.2 ϕ	*	*	*				5.0	0.0
M0.6-1012	12T	8.4 ϕ	*	*	*	*	*		5.0	0.0
M0.6-1014	14T	9.6 ϕ	*	*	*	*	*	*	5.0	0.0

3 冠齒輪 Crown Gear

Module: 0.5 Unit: mm Material: POM/PE

編號 Item No.	齒數 No. of Teeth	外徑 Outside Diameter	中心孔 Bore ϕ (Flexible)					厚度 Thickness		
			A 1.9 ϕ	B 2.05 ϕ	D 2.4 ϕ	E 2.55 ϕ	F 2.9 ϕ	G 3.05 ϕ	H	L
6120	20T	11.5 ϕ	*	*	*	*	*	*	3.5	2.0
6124	24T	13.5 ϕ	*	*	*	*	*	*	3.0	2.0
6128	28T	15.5 ϕ	*	*	*	*	*	*	3.0	2.0
6130	30T	16.5 ϕ	*	*	*	*	*	*	3.0	2.0
6134	34T	18.5 ϕ	*	*	*	*	*	*	3.0	2.0
6136	36T	19.5 ϕ	*	*	*	*	*	*	3.0	2.0
6220	20T	11.5 ϕ	*	*	*	*	*	*	3.5	2.5
6224	24T	13.5 ϕ	*	*	*	*	*	*	3.0	2.5
6228	28T	15.5 ϕ	*	*	*	*	*	*	3.0	2.5
6230	30T	16.5 ϕ	*	*	*	*	*	*	3.0	2.5
6234	34T	18.5 ϕ	*	*	*	*	*	*	3.0	2.5
6236	36T	19.5 ϕ	*	*	*	*	*	*	3.0	2.5
6320	20T	11.5 ϕ	*	*	*	*	*	*	3.5	3.0
6324	24T	13.5 ϕ	*	*	*	*	*	*	3.0	3.0
6328	28T	15.5 ϕ	*	*	*	*	*	*	3.0	3.0
6330	30T	16.5 ϕ	*	*	*	*	*	*	3.0	3.0
6334	34T	18.5 ϕ	*	*	*	*	*	*	3.0	3.0
6336	36T	19.5 ϕ	*	*	*	*	*	*	3.0	3.0
6420	20T	11.5 ϕ	*	*	*	*	*	*	3.5	4.0
6424	24T	13.5 ϕ	*	*	*	*	*	*	3.0	4.0
6428	28T	15.5 ϕ	*	*	*	*	*	*	3.0	4.0
6430	30T	16.5 ϕ	*	*	*	*	*	*	3.0	4.0
6434	34T	18.5 ϕ	*	*	*	*	*	*	3.0	4.0
6436	36T	19.5 ϕ	*	*	*	*	*	*	3.0	4.0



表示冠齒輪
"6": Crown gear
表示 L 為 2.0 厚度
"1": 2.0 mm thickness for "L"
表示冠齒輪為 20 齒
"20": 20 tooth crown gear
表示中心孔為 ϕ 1.90 mm
"A": ϕ 1.90 mm bore

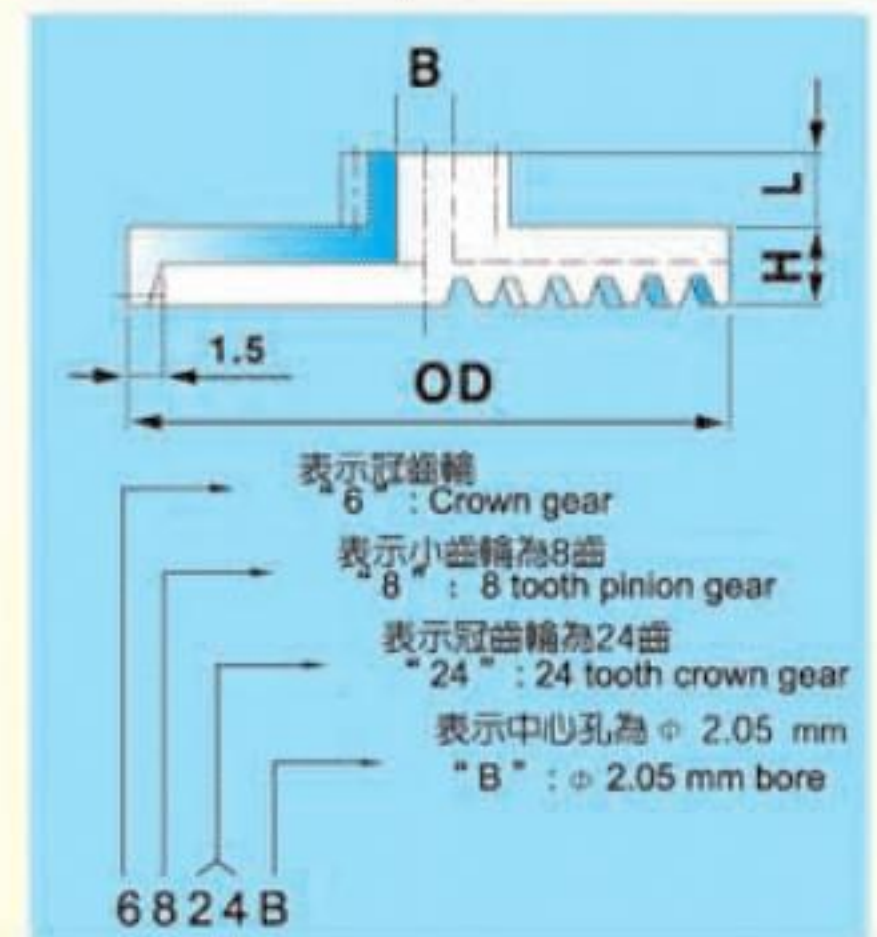
6120A



4 冠齒輪 + 軸齒輪 Crown Gear + Pinion Gear

Module: 0.5 Unit: mm Material: POM/PE

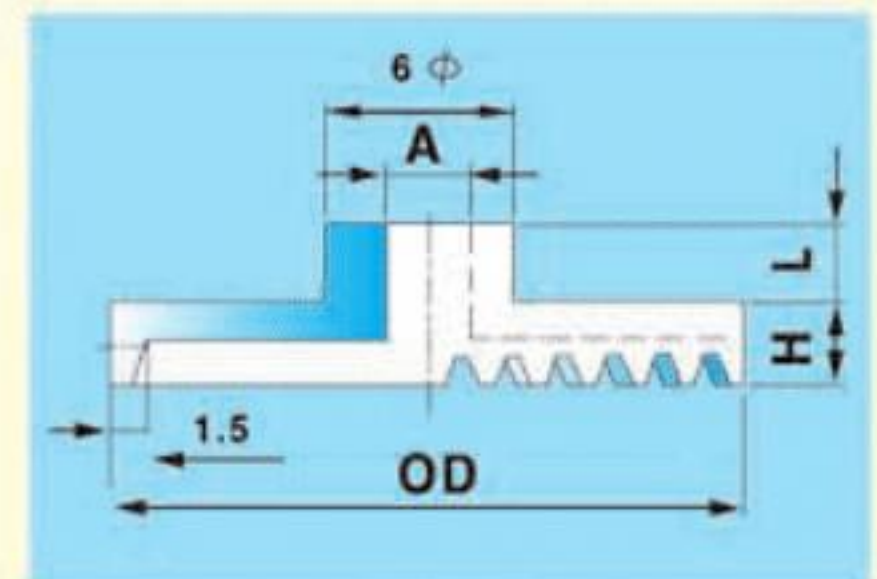
編號 Item No.	齒數 No. of Teeth	外徑 Outside Diameter	中心孔 Bore ϕ (Flexible)						厚度 Thickness	
			A 1.9 ϕ	B 2.05 ϕ	D 2.4 ϕ	E 2.55 ϕ	F 2.9 ϕ	G 3.05 ϕ	H	L
6820	20T+8T	11.5 ϕ + 5.0 ϕ	*	*					3.5	4.0
6824	24T+8T	13.5 ϕ + 5.0 ϕ	*	*					3.0	4.0
6828	28T+8T	15.5 ϕ + 5.0 ϕ	*	*					3.0	4.0
6830	30T+8T	16.5 ϕ + 5.0 ϕ	*	*					3.0	4.0
6834	34T+8T	18.5 ϕ + 5.0 ϕ	*	*					3.0	4.0
6836	36T+8T	19.5 ϕ + 5.0 ϕ	*	*					3.0	4.0
6020	20T+10T	11.5 ϕ + 6.0 ϕ	*	*	*	*			3.5	4.0
6024	24T+10T	13.5 ϕ + 6.0 ϕ	*	*	*	*			3.0	4.0
6028	28T+10T	15.5 ϕ + 6.0 ϕ	*	*	*	*			3.0	4.0
6030	30T+10T	16.5 ϕ + 6.0 ϕ	*	*	*	*			3.0	4.0
6034	34T+10T	18.5 ϕ + 6.0 ϕ	*	*	*	*			3.0	4.0
6036	36T+10T	19.5 ϕ + 6.0 ϕ	*	*	*	*			3.0	4.0
61224	24T+12T	13.5 ϕ + 7.0 ϕ	*	*	*	*	*	*	3.0	4.0
61228	28T+12T	15.5 ϕ + 7.0 ϕ	*	*	*	*	*	*	3.0	4.0
61230	30T+12T	16.5 ϕ + 7.0 ϕ	*	*	*	*	*	*	3.0	4.0
61234	34T+12T	18.5 ϕ + 7.0 ϕ	*	*	*	*	*	*	3.0	4.0
61236	36T+12T	19.5 ϕ + 7.0 ϕ	*	*	*	*	*	*	3.0	4.0



5 冠齒輪 Crown Gear

Module: 0.6 Unit: mm Material: POM/PE

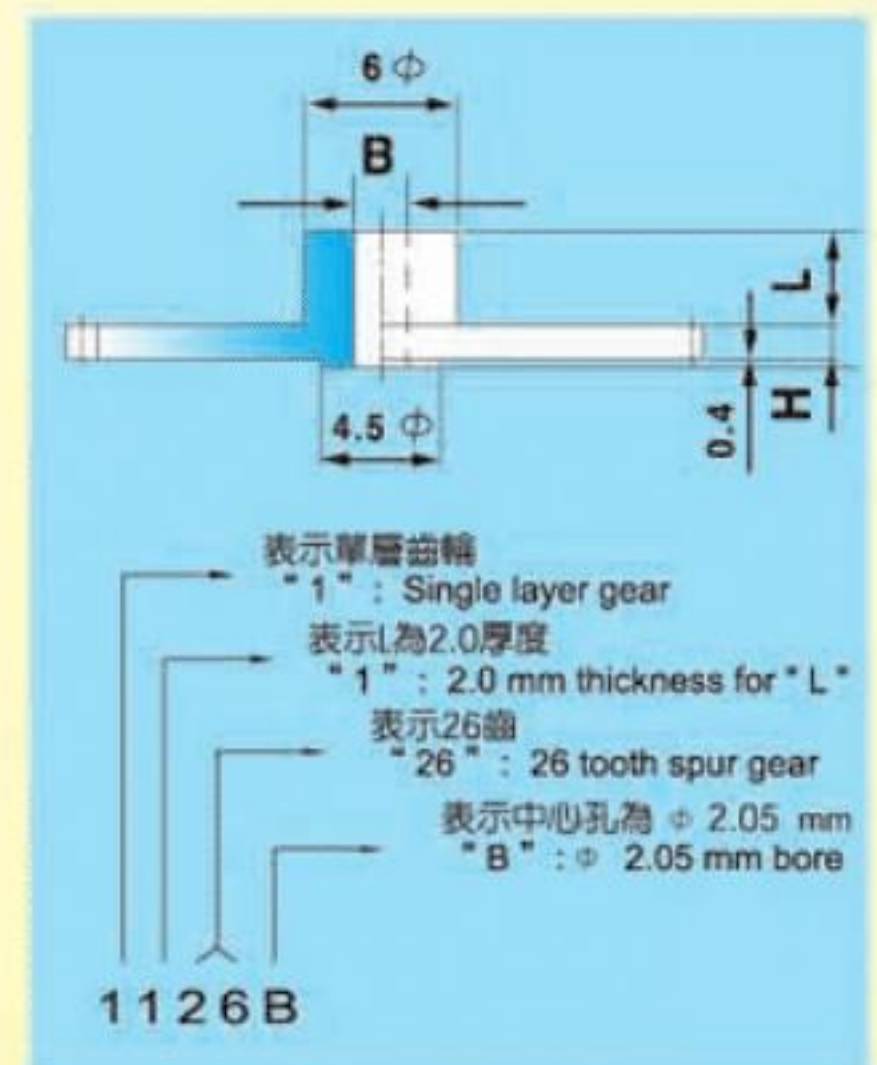
編號 Item No.	齒數 No. of Teeth	外徑 Outside Diameter	中心孔 Bore ϕ (Flexible)						厚度 Thickness	
			A 1.9 ϕ	B 2.05 ϕ	D 2.4 ϕ	E 2.55 ϕ	F 2.9 ϕ	G 3.05 ϕ	H	L
M0.6-6216	16T	10.7 ϕ	*	*	*	*	*	*	3.4	2.6
M0.6-6217	17T	11.7 ϕ	*	*	*	*	*	*	3.4	2.6
M0.6-6221	21T	14.1 ϕ	*	*	*	*	*	*	3.4	2.6



6 單層平齒輪 Spur Gear

Module: 0.5 Unit: mm Material: POM/PE

編號 Item No.	齒數 No. of Teeth	外徑 Outside Diameter	中心孔 Bore ϕ (Flexible)						厚度 Thickness	
			A 1.9 ϕ	B 2.05 ϕ	D 2.4 ϕ	E 2.55 ϕ	F 2.9 ϕ	G 3.05 ϕ	H	L
1120	20T	11.0 ϕ	*	*	*	*	*	*	1.5	2.0
1122	22T	12.0 ϕ	*	*	*	*	*	*	1.5	2.0
1124	24T	13.0 ϕ	*	*	*	*	*	*	1.5	2.0
1126	26T	14.0 ϕ	*	*	*	*	*	*	1.5	2.0
1128	28T	15.0 ϕ	*	*	*	*	*	*	1.5	2.0
1130	30T	16.0 ϕ	*	*	*	*	*	*	1.5	2.0
1132	32T	17.0 ϕ	*	*	*	*	*	*	1.5	2.0
1134	34T	18.0 ϕ	*	*	*	*	*	*	1.5	2.0
1136	36T	19.0 ϕ	*	*	*	*	*	*	1.5	2.0
1138	38T	20.0 ϕ	*	*	*	*	*	*	1.5	2.0
1140	40T	21.0 ϕ	*	*	*	*	*	*	1.5	2.0
1142	42T	22.0 ϕ	*	*	*	*	*	*	1.5	2.0
1144	44T	23.0 ϕ	*	*	*	*	*	*	1.5	2.0
1146	46T	24.0 ϕ	*	*	*	*	*	*	1.5	2.0
1148	48T	25.0 ϕ	*	*	*	*	*	*	1.5	2.0
1150	50T	26.0 ϕ	*	*	*	*	*	*	1.5	2.0
1152	52T	27.0 ϕ	*	*	*	*	*	*	1.5	2.0
1154	54T	28.0 ϕ	*	*	*	*	*	*	1.5	2.0
1156	56T	29.0 ϕ	*	*	*	*	*	*	1.5	2.0
1158	58T	30.0 ϕ	*	*	*	*	*	*	1.5	2.0
1160	60T	31.0 ϕ	*	*	*	*	*	*	1.5	2.0
1162	62T	32.0 ϕ	*	*	*	*	*	*	1.5	2.0
1164	64T	33.0 ϕ	*	*	*	*	*	*	1.5	2.0

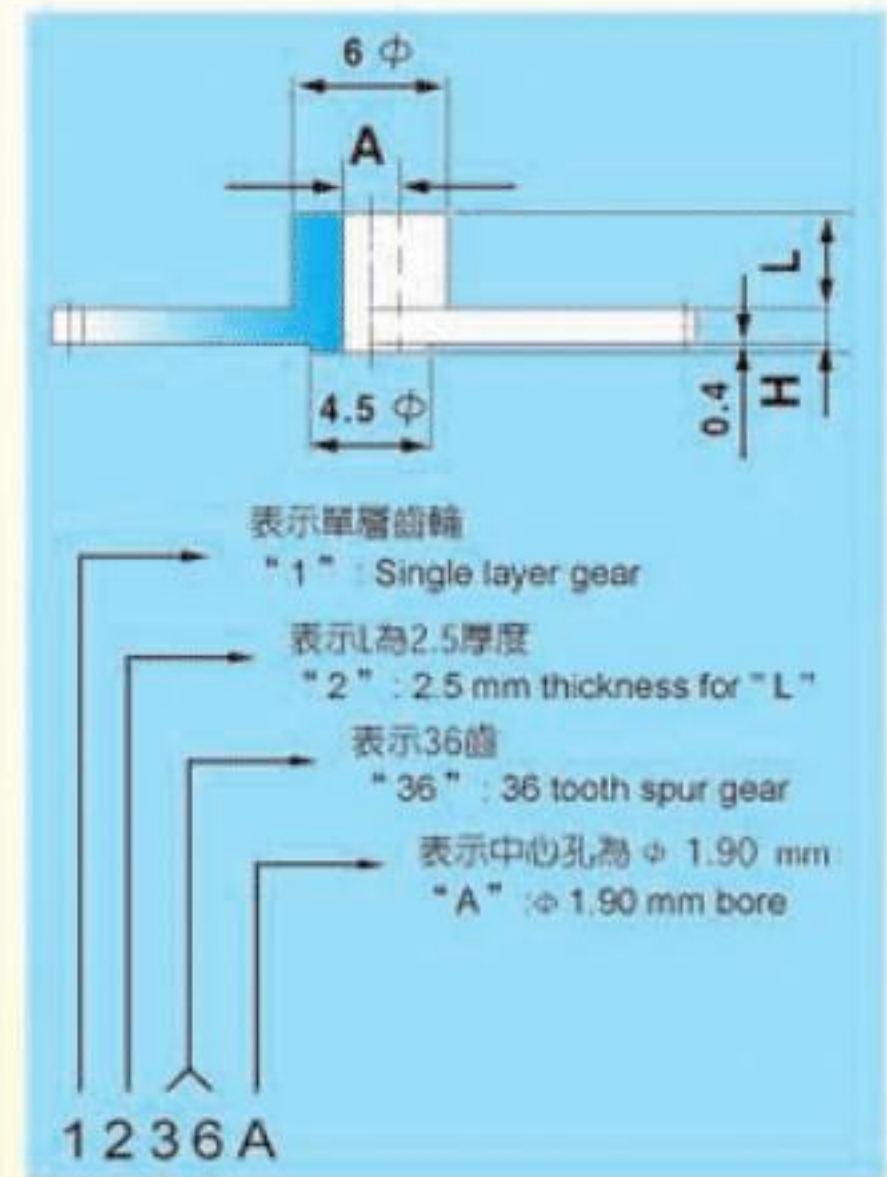




7 單層平齒輪 Spur Gear

Module: 0.5 Unit: mm Material: POM/PE

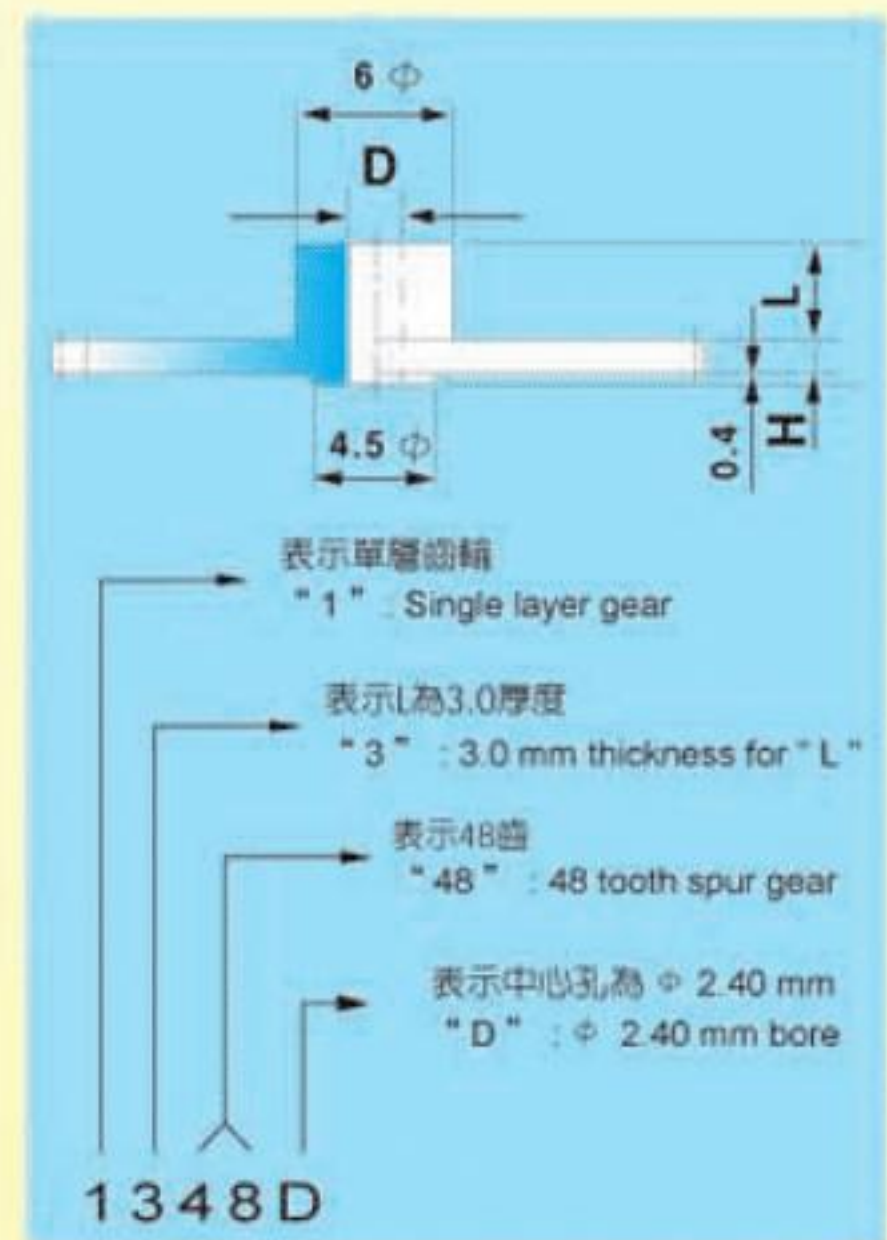
編號 Item No.	齒數 No. of Teeth	外徑 Outside Diameter	中心孔 Bore ϕ (Flexible)						厚度 Thickness	
			A 1.9 ϕ	B 2.05 ϕ	D 2.4 ϕ	E 2.55 ϕ	F 2.9 ϕ	G 3.05 ϕ	H	L
1220	20T	11.0 ϕ	*	*	*	*	*	*	1.5	2.5
1222	22T	12.0 ϕ	*	*	*	*	*	*	1.5	2.5
1224	24T	13.0 ϕ	*	*	*	*	*	*	1.5	2.5
1226	26T	14.0 ϕ	*	*	*	*	*	*	1.5	2.5
1228	28T	15.0 ϕ	*	*	*	*	*	*	1.5	2.5
1230	30T	16.0 ϕ	*	*	*	*	*	*	1.5	2.5
1232	32T	17.0 ϕ	*	*	*	*	*	*	1.5	2.5
1234	34T	18.0 ϕ	*	*	*	*	*	*	1.5	2.5
1236	36T	19.0 ϕ	*	*	*	*	*	*	1.5	2.5
1238	38T	20.0 ϕ	*	*	*	*	*	*	1.5	2.5
1240	40T	21.0 ϕ	*	*	*	*	*	*	1.5	2.5
1242	42T	22.0 ϕ	*	*	*	*	*	*	1.5	2.5
1244	44T	23.0 ϕ	*	*	*	*	*	*	1.5	2.5
1246	46T	24.0 ϕ	*	*	*	*	*	*	1.5	2.5
1248	48T	25.0 ϕ	*	*	*	*	*	*	1.5	2.5
1250	50T	26.0 ϕ	*	*	*	*	*	*	1.5	2.5
1252	52T	27.0 ϕ	*	*	*	*	*	*	1.5	2.5
1254	54T	28.0 ϕ	*	*	*	*	*	*	1.5	2.5
1256	56T	29.0 ϕ	*	*	*	*	*	*	1.5	2.5
1258	58T	30.0 ϕ	*	*	*	*	*	*	1.5	2.5
1260	60T	31.0 ϕ	*	*	*	*	*	*	1.5	2.5
1262	62T	32.0 ϕ	*	*	*	*	*	*	1.5	2.5
1264	64T	33.0 ϕ	*	*	*	*	*	*	1.5	2.5



8 單層平齒輪 Spur Gear

Module: 0.5 Unit: mm Material: POM/PE

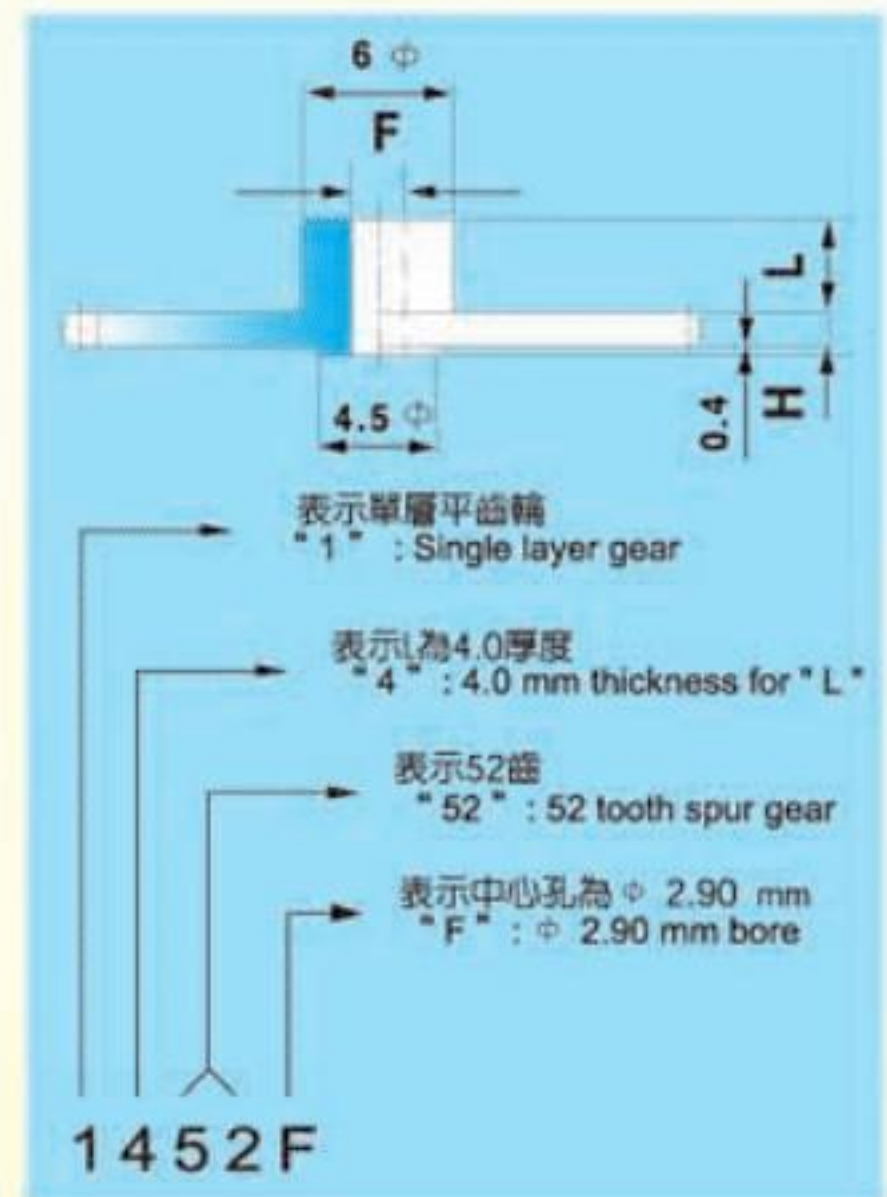
編號 Item No.	齒數 No. of Teeth	外徑 Outside Diameter	中心孔 Bore ϕ (Flexible)						厚度 Thickness	
			A 1.9 ϕ	B 2.05 ϕ	D 2.4 ϕ	E 2.55 ϕ	F 2.9 ϕ	G 3.05 ϕ	H	L
1320	20T	11.0 ϕ	*	*	*	*	*	*	1.5	3.0
1322	22T	12.0 ϕ	*	*	*	*	*	*	1.5	3.0
1324	24T	13.0 ϕ	*	*	*	*	*	*	1.5	3.0
1326	26T	14.0 ϕ	*	*	*	*	*	*	1.5	3.0
1328	28T	15.0 ϕ	*	*	*	*	*	*	1.5	3.0
1330	30T	16.0 ϕ	*	*	*	*	*	*	1.5	3.0
1332	32T	17.0 ϕ	*	*	*	*	*	*	1.5	3.0
1334	34T	18.0 ϕ	*	*	*	*	*	*	1.5	3.0
1336	36T	19.0 ϕ	*	*	*	*	*	*	1.5	3.0
1338	38T	20.0 ϕ	*	*	*	*	*	*	1.5	3.0
1340	40T	21.0 ϕ	*	*	*	*	*	*	1.5	3.0
1342	42T	22.0 ϕ	*	*	*	*	*	*	1.5	3.0
1344	44T	23.0 ϕ	*	*	*	*	*	*	1.5	3.0
1346	46T	24.0 ϕ	*	*	*	*	*	*	1.5	3.0
1348	48T	25.0 ϕ	*	*	*	*	*	*	1.5	3.0
1350	50T	26.0 ϕ	*	*	*	*	*	*	1.5	3.0
1352	52T	27.0 ϕ	*	*	*	*	*	*	1.5	3.0
1354	54T	28.0 ϕ	*	*	*	*	*	*	1.5	3.0
1356	56T	29.0 ϕ	*	*	*	*	*	*	1.5	3.0
1358	58T	30.0 ϕ	*	*	*	*	*	*	1.5	3.0
1360	60T	31.0 ϕ	*	*	*	*	*	*	1.5	3.0
1362	62T	32.0 ϕ	*	*	*	*	*	*	1.5	3.0
1364	64T	33.0 ϕ	*	*	*	*	*	*	1.5	3.0





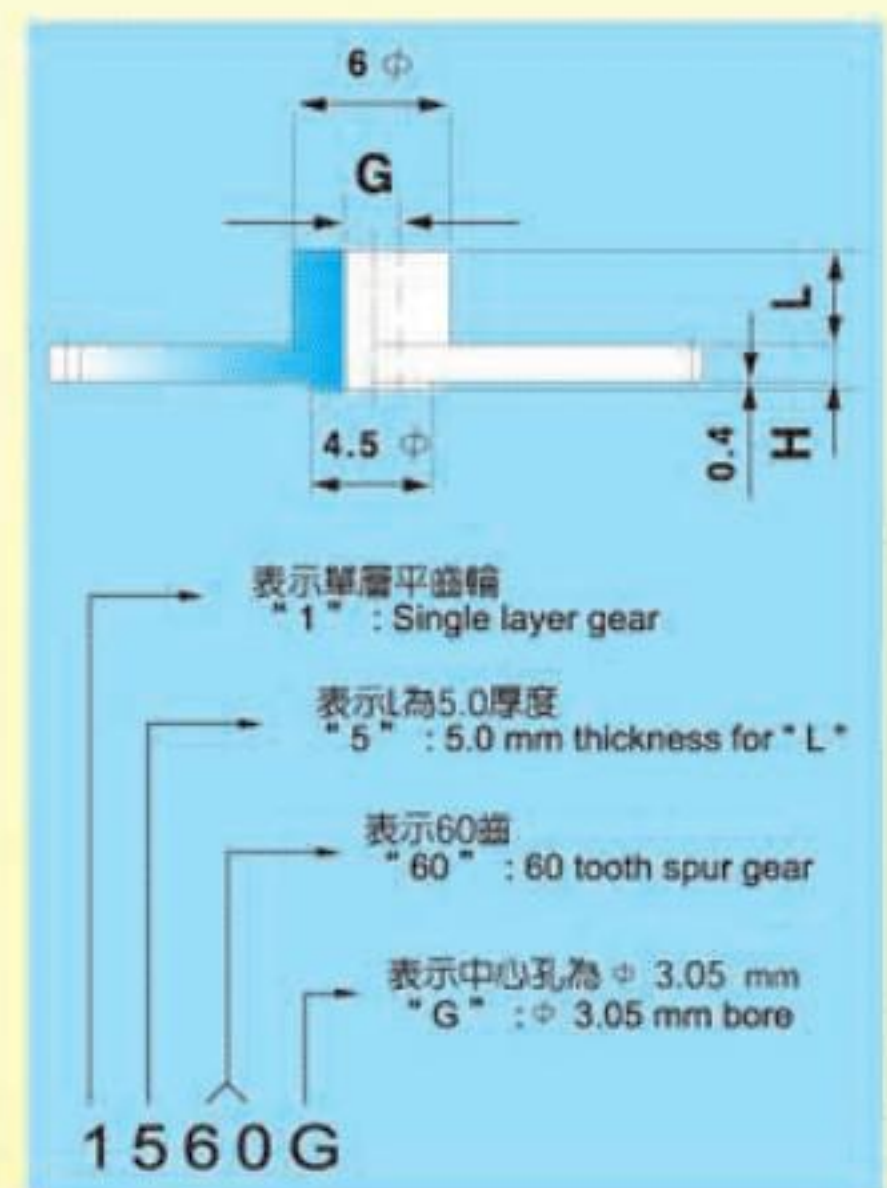
9 單層平齒輪 Spur Gear
Module: 0.5 Unit: mm Material: POM/PE

編號 Item No.	齒數 No. of Teeth	外徑 Outside Diameter	中心孔 Bore ϕ (Flexible)						厚度 Thickness	
			A 1.9 ϕ	B 2.05 ϕ	D 2.4 ϕ	E 2.55 ϕ	F 2.9 ϕ	G 3.05 ϕ	H	L
1420	20T	11.0 ϕ	*	*	*	*	*	*	1.5	4.0
1422	22T	12.0 ϕ	*	*	*	*	*	*	1.5	4.0
1424	24T	13.0 ϕ	*	*	*	*	*	*	1.5	4.0
1426	26T	14.0 ϕ	*	*	*	*	*	*	1.5	4.0
1428	28T	15.0 ϕ	*	*	*	*	*	*	1.5	4.0
1430	30T	16.0 ϕ	*	*	*	*	*	*	1.5	4.0
1432	32T	17.0 ϕ	*	*	*	*	*	*	1.5	4.0
1434	34T	18.0 ϕ	*	*	*	*	*	*	1.5	4.0
1436	36T	19.0 ϕ	*	*	*	*	*	*	1.5	4.0
1438	38T	20.0 ϕ	*	*	*	*	*	*	1.5	4.0
1440	40T	21.0 ϕ	*	*	*	*	*	*	1.5	4.0
1442	42T	22.0 ϕ	*	*	*	*	*	*	1.5	4.0
1444	44T	23.0 ϕ	*	*	*	*	*	*	1.5	4.0
1446	46T	24.0 ϕ	*	*	*	*	*	*	1.5	4.0
1448	48T	25.0 ϕ	*	*	*	*	*	*	1.5	4.0
1450	50T	26.0 ϕ	*	*	*	*	*	*	1.5	4.0
1452	52T	27.0 ϕ	*	*	*	*	*	*	1.5	4.0
1454	54T	28.0 ϕ	*	*	*	*	*	*	1.5	4.0
1456	56T	29.0 ϕ	*	*	*	*	*	*	1.5	4.0
1458	58T	30.0 ϕ	*	*	*	*	*	*	1.5	4.0
1460	60T	31.0 ϕ	*	*	*	*	*	*	1.5	4.0
1462	62T	32.0 ϕ	*	*	*	*	*	*	1.5	4.0
1464	64T	33.0 ϕ	*	*	*	*	*	*	1.5	4.0



10 單層平齒輪 Spur Gear
Module: 0.5 Unit: mm Material: POM/PE

編號 Item No.	齒數 No. of Teeth	外徑 Outside Diameter	中心孔 Bore ϕ (Flexible)						厚度 Thickness	
			A 1.9 ϕ	B 2.05 ϕ	D 2.4 ϕ	E 2.55 ϕ	F 2.9 ϕ	G 3.05 ϕ	H	L
1520	20T	11.0 ϕ	*	*	*	*	*	*	1.5	5.0
1522	22T	12.0 ϕ	*	*	*	*	*	*	1.5	5.0
1524	24T	13.0 ϕ	*	*	*	*	*	*	1.5	5.0
1526	26T	14.0 ϕ	*	*	*	*	*	*	1.5	5.0
1528	28T	15.0 ϕ	*	*	*	*	*	*	1.5	5.0
1530	30T	16.0 ϕ	*	*	*	*	*	*	1.5	5.0
1532	32T	17.0 ϕ	*	*	*	*	*	*	1.5	5.0
1534	34T	18.0 ϕ	*	*	*	*	*	*	1.5	5.0
1536	36T	19.0 ϕ	*	*	*	*	*	*	1.5	5.0
1538	38T	20.0 ϕ	*	*	*	*	*	*	1.5	5.0
1540	40T	21.0 ϕ	*	*	*	*	*	*	1.5	5.0
1542	42T	22.0 ϕ	*	*	*	*	*	*	1.5	5.0
1544	44T	23.0 ϕ	*	*	*	*	*	*	1.5	5.0
1546	46T	24.0 ϕ	*	*	*	*	*	*	1.5	5.0
1548	48T	25.0 ϕ	*	*	*	*	*	*	1.5	5.0
1550	50T	26.0 ϕ	*	*	*	*	*	*	1.5	5.0
1552	52T	27.0 ϕ	*	*	*	*	*	*	1.5	5.0
1554	54T	28.0 ϕ	*	*	*	*	*	*	1.5	5.0
1556	56T	29.0 ϕ	*	*	*	*	*	*	1.5	5.0
1558	58T	30.0 ϕ	*	*	*	*	*	*	1.5	5.0
1560	60T	31.0 ϕ	*	*	*	*	*	*	1.5	5.0
1562	62T	32.0 ϕ	*	*	*	*	*	*	1.5	5.0
1564	64T	33.0 ϕ	*	*	*	*	*	*	1.5	5.0

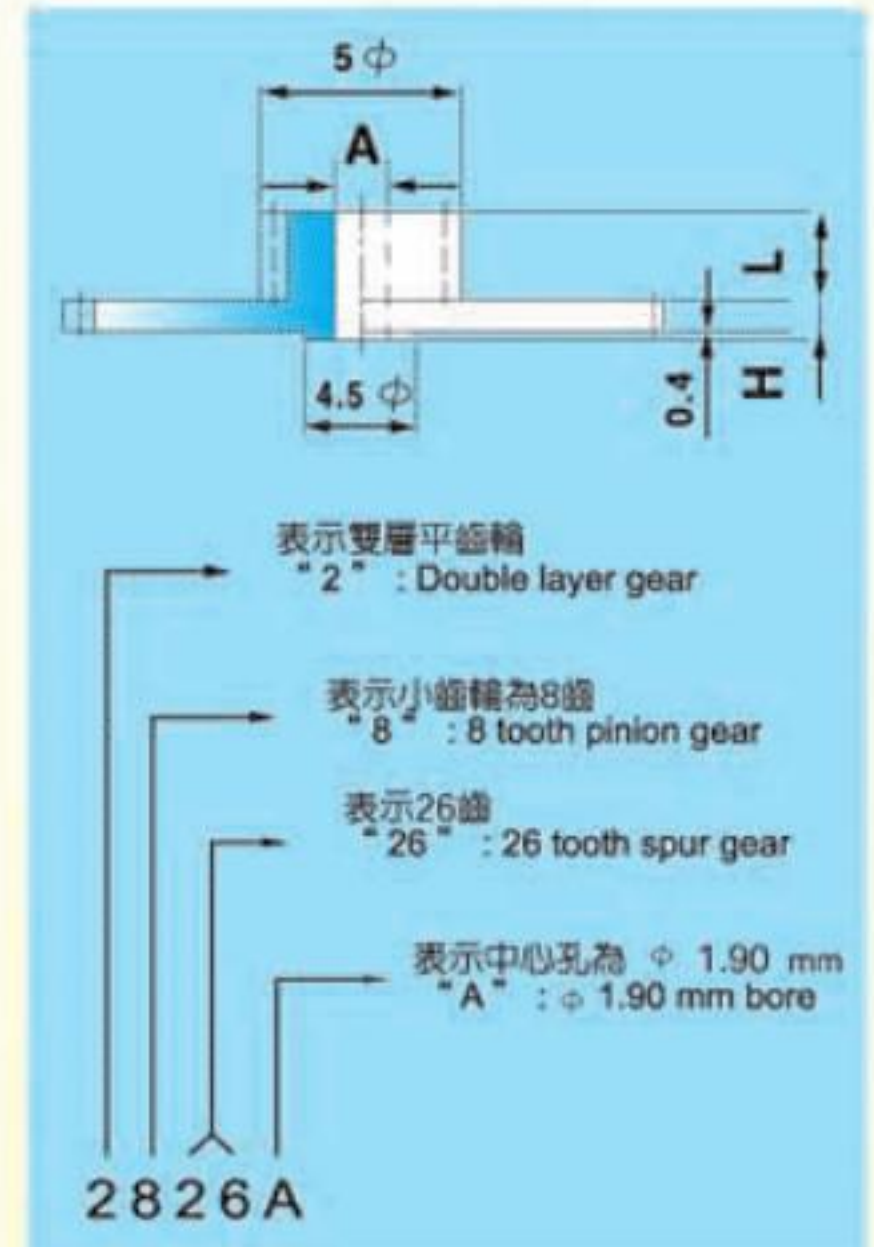




11 雙層平齒輪 Double Spur Gear

Module: 0.5 Unit: mm Material: POM/PE

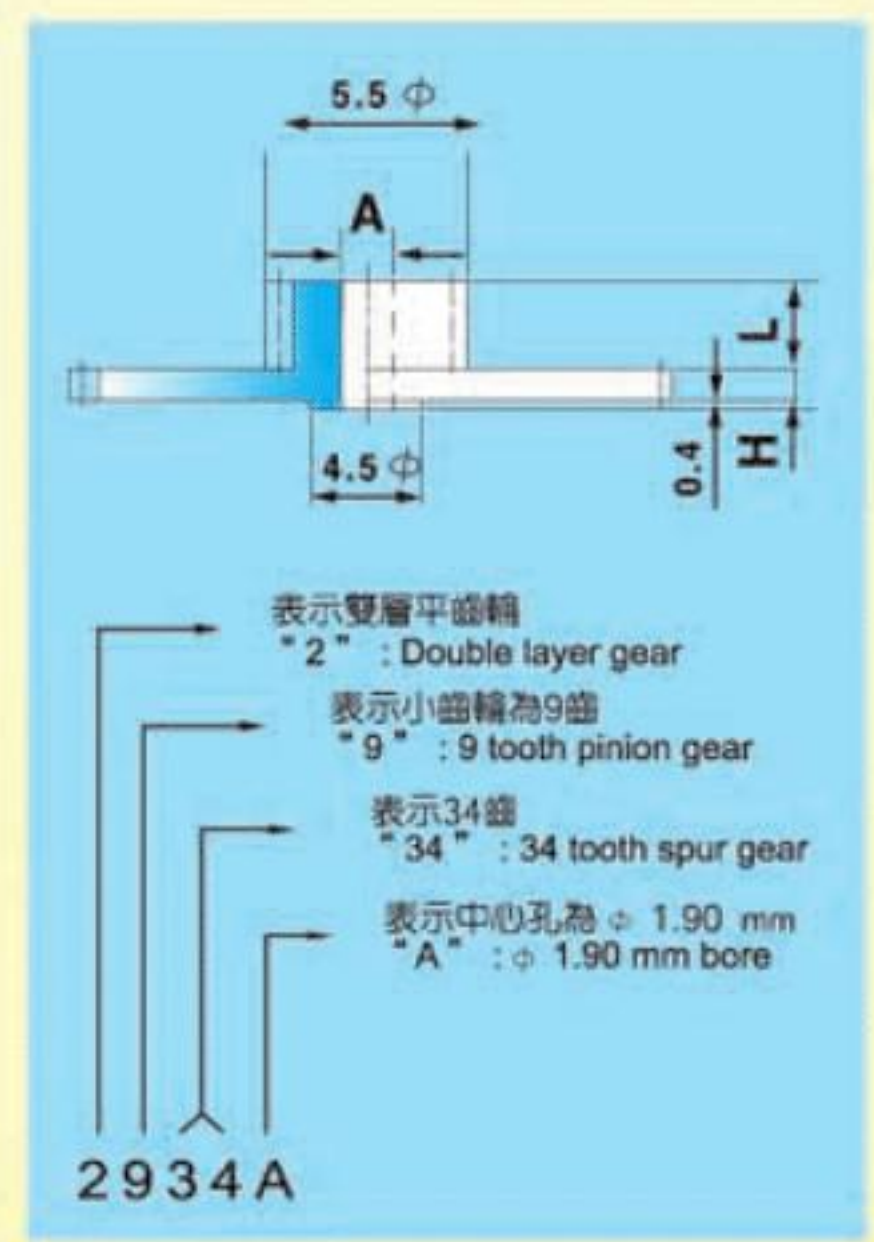
編號 Item No.	齒數 No. of Teeth	外徑 Outside Diameter	中心孔 Bore ϕ (Flexible)						厚度 Thickness	
			A 1.9 ϕ	B 2.05 ϕ	D 2.4 ϕ	E 2.55 ϕ	F 2.9 ϕ	G 3.05 ϕ	H	L
2820	20T+8T	11.0 ϕ + 5.0 ϕ	*	*					1.5	4.0
2822	22T+8T	12.0 ϕ + 5.0 ϕ	*	*					1.5	4.0
2824	24T+8T	13.0 ϕ + 5.0 ϕ	*	*					1.5	4.0
2826	26T+8T	14.0 ϕ + 5.0 ϕ	*	*					1.5	4.0
2828	28T+8T	15.0 ϕ + 5.0 ϕ	*	*					1.5	4.0
2830	30T+8T	16.0 ϕ + 5.0 ϕ	*	*					1.5	4.0
2832	32T+8T	17.0 ϕ + 5.0 ϕ	*	*					1.5	4.0
2834	34T+8T	18.0 ϕ + 5.0 ϕ	*	*					1.5	4.0
2836	36T+8T	19.0 ϕ + 5.0 ϕ	*	*					1.5	4.0
2838	38T+8T	20.0 ϕ + 5.0 ϕ	*	*					1.5	4.0
2840	40T+8T	21.0 ϕ + 5.0 ϕ	*	*					1.5	4.0
2842	42T+8T	22.0 ϕ + 5.0 ϕ	*	*					1.5	4.0
2844	44T+8T	23.0 ϕ + 5.0 ϕ	*	*					1.5	4.0
2846	46T+8T	24.0 ϕ + 5.0 ϕ	*	*					1.5	4.0
2848	48T+8T	25.0 ϕ + 5.0 ϕ	*	*					1.5	4.0
2850	50T+8T	26.0 ϕ + 5.0 ϕ	*	*					1.5	4.0
2852	52T+8T	27.0 ϕ + 5.0 ϕ	*	*					1.5	4.0
2854	54T+8T	28.0 ϕ + 5.0 ϕ	*	*					1.5	4.0
2856	56T+8T	29.0 ϕ + 5.0 ϕ	*	*					1.5	4.0
2858	58T+8T	30.0 ϕ + 5.0 ϕ	*	*					1.5	4.0
2860	60T+8T	31.0 ϕ + 5.0 ϕ	*	*					1.5	4.0
2862	62T+8T	32.0 ϕ + 5.0 ϕ	*	*					1.5	4.0
2864	64T+8T	33.0 ϕ + 5.0 ϕ	*	*					1.5	4.0



12 雙層平齒輪 Double Spur Gear

Module: 0.5 Unit: mm Material: POM/PE

編號 Item No.	齒數 No. of Teeth	外徑 Outside Diameter	中心孔 Bore ϕ (Flexible)						厚度 Thickness	
			A 1.9 ϕ	B 2.05 ϕ	D 2.4 ϕ	E 2.55 ϕ	F 2.9 ϕ	G 3.05 ϕ	H	L
2920	20T+9T	11.0 ϕ + 5.5 ϕ	*	*					1.5	4.0
2922	22T+9T	12.0 ϕ + 5.5 ϕ	*	*					1.5	4.0
2924	24T+9T	13.0 ϕ + 5.5 ϕ	*	*					1.5	4.0
2926	26T+9T	14.0 ϕ + 5.5 ϕ	*	*					1.5	4.0
2928	28T+9T	15.0 ϕ + 5.5 ϕ	*	*					1.5	4.0
2930	30T+9T	16.0 ϕ + 5.5 ϕ	*	*					1.5	4.0
2932	32T+9T	17.0 ϕ + 5.5 ϕ	*	*					1.5	4.0
2934	34T+9T	18.0 ϕ + 5.5 ϕ	*	*					1.5	4.0
2936	36T+9T	19.0 ϕ + 5.5 ϕ	*	*					1.5	4.0
2938	38T+9T	20.0 ϕ + 5.5 ϕ	*	*					1.5	4.0
2940	40T+9T	21.0 ϕ + 5.5 ϕ	*	*					1.5	4.0
2942	42T+9T	22.0 ϕ + 5.5 ϕ	*	*					1.5	4.0
2944	44T+9T	23.0 ϕ + 5.5 ϕ	*	*					1.5	4.0
2946	46T+9T	24.0 ϕ + 5.5 ϕ	*	*					1.5	4.0
2948	48T+9T	25.0 ϕ + 5.5 ϕ	*	*					1.5	4.0
2950	50T+9T	26.0 ϕ + 5.5 ϕ	*	*					1.5	4.0
2952	52T+9T	27.0 ϕ + 5.5 ϕ	*	*					1.5	4.0
2954	54T+9T	28.0 ϕ + 5.5 ϕ	*	*					1.5	4.0
2956	56T+9T	29.0 ϕ + 5.5 ϕ	*	*					1.5	4.0
2958	58T+9T	30.0 ϕ + 5.5 ϕ	*	*					1.5	4.0
2960	60T+9T	31.0 ϕ + 5.0 ϕ	*	*					1.5	4.0
2962	62T+9T	32.0 ϕ + 5.5 ϕ	*	*					1.5	4.0
2964	64T+9T	33.0 ϕ + 5.5 ϕ	*	*					1.5	4.0

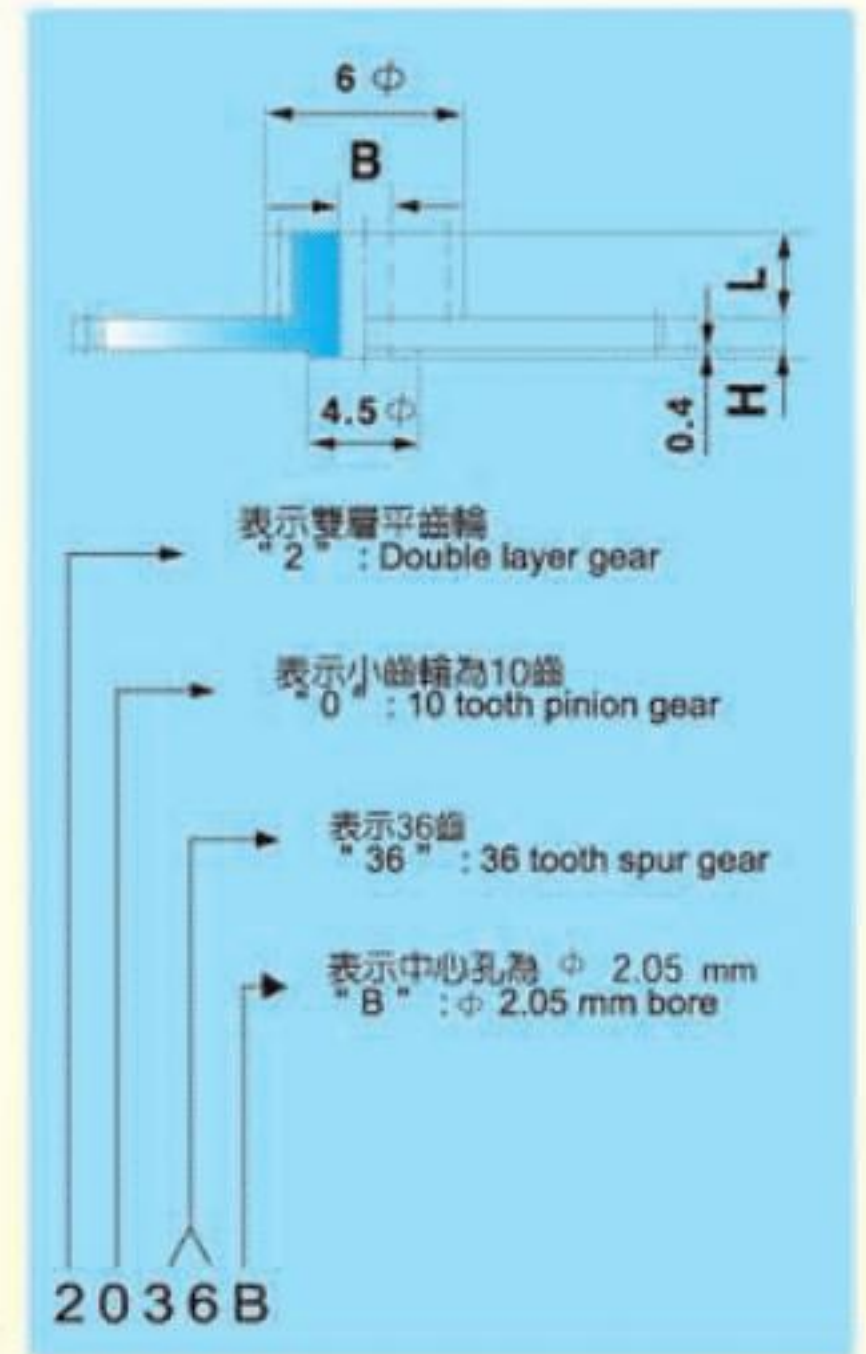




13 雙層平齒輪 Double Spur Gear

Module: 0.5 Unit: mm Material: POM/PE

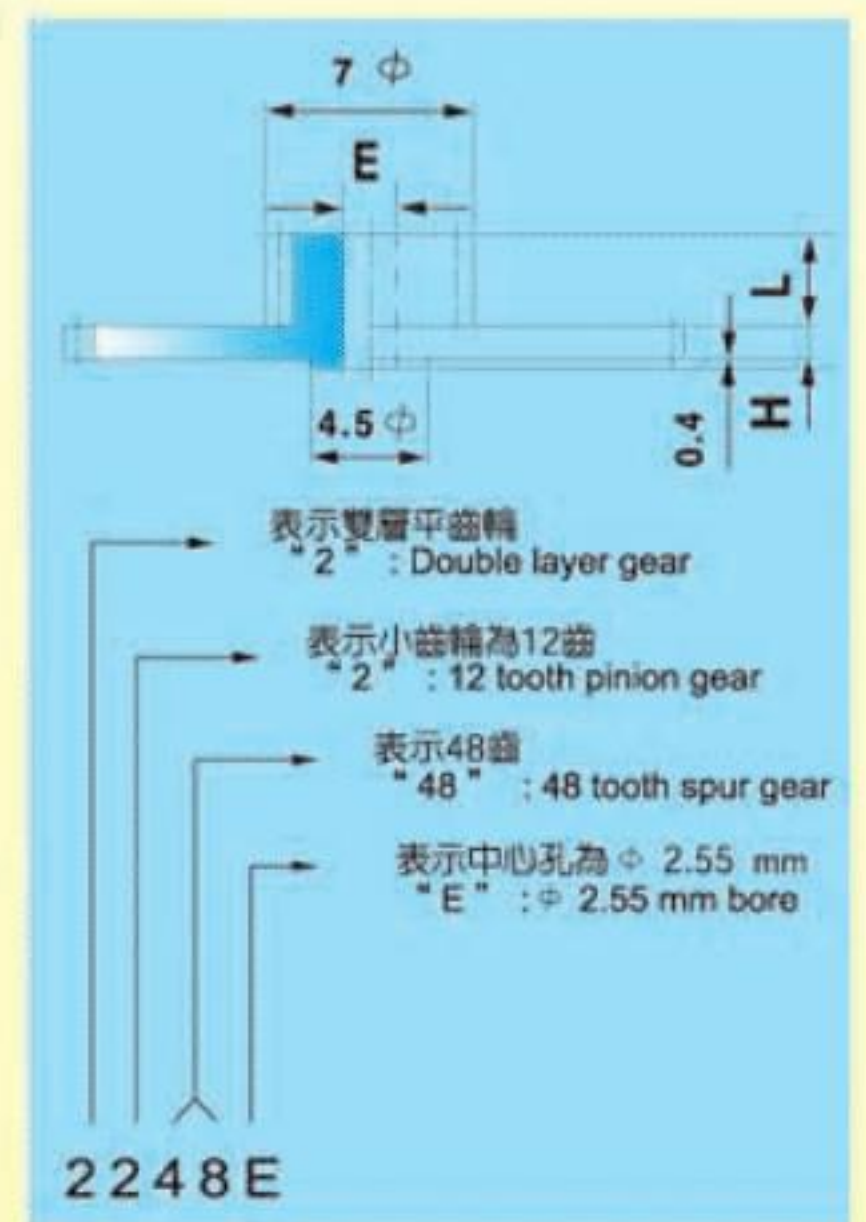
編號 Item No.	齒數 No. of Teeth	外徑 Outside Diameter	中心孔 Bore ϕ (Flexible)						厚度 Thickness	
			A 1.9 ϕ	B 2.05 ϕ	D 2.4 ϕ	E 2.55 ϕ	F 2.9 ϕ	G 3.05 ϕ	H	L
2020	20T+10T	11.0 ϕ + 6.0 ϕ	*	*	*	*	*	*	1.5	4.0
2022	22T+10T	12.0 ϕ + 6.0 ϕ	*	*	*	*	*	*	1.5	4.0
2024	24T+10T	13.0 ϕ + 6.0 ϕ	*	*	*	*	*	*	1.5	4.0
2026	26T+10T	14.0 ϕ + 6.0 ϕ	*	*	*	*	*	*	1.5	4.0
2028	28T+10T	15.0 ϕ + 6.0 ϕ	*	*	*	*	*	*	1.5	4.0
2030	30T+10T	16.0 ϕ + 6.0 ϕ	*	*	*	*	*	*	1.5	4.0
2032	32T+10T	17.0 ϕ + 6.0 ϕ	*	*	*	*	*	*	1.5	4.0
2034	34T+10T	18.0 ϕ + 6.0 ϕ	*	*	*	*	*	*	1.5	4.0
2036	36T+10T	19.0 ϕ + 6.0 ϕ	*	*	*	*	*	*	1.5	4.0
2038	38T+10T	20.0 ϕ + 6.0 ϕ	*	*	*	*	*	*	1.5	4.0
2040	40T+10T	21.0 ϕ + 6.0 ϕ	*	*	*	*	*	*	1.5	4.0
2042	42T+10T	22.0 ϕ + 6.0 ϕ	*	*	*	*	*	*	1.5	4.0
2044	44T+10T	23.0 ϕ + 6.0 ϕ	*	*	*	*	*	*	1.5	4.0
2046	46T+10T	24.0 ϕ + 6.0 ϕ	*	*	*	*	*	*	1.5	4.0
2048	48T+10T	25.0 ϕ + 6.0 ϕ	*	*	*	*	*	*	1.5	4.0
2050	50T+10T	26.0 ϕ + 6.0 ϕ	*	*	*	*	*	*	1.5	4.0
2052	52T+10T	27.0 ϕ + 6.0 ϕ	*	*	*	*	*	*	1.5	4.0
2054	54T+10T	28.0 ϕ + 6.0 ϕ	*	*	*	*	*	*	1.5	4.0
2056	56T+10T	29.0 ϕ + 6.0 ϕ	*	*	*	*	*	*	1.5	4.0
2058	58T+10T	30.0 ϕ + 6.0 ϕ	*	*	*	*	*	*	1.5	4.0
2060	60T+10T	31.0 ϕ + 6.0 ϕ	*	*	*	*	*	*	1.5	4.0
2062	62T+10T	32.0 ϕ + 6.0 ϕ	*	*	*	*	*	*	1.5	4.0
2064	64T+10T	33.0 ϕ + 6.0 ϕ	*	*	*	*	*	*	1.5	4.0



14 雙層平齒輪 Double Spur Gear

Module: 0.5 Unit: mm Material: POM/PE

編號 Item No.	齒數 No. of Teeth	外徑 Outside Diameter	中心孔 Bore ϕ (Flexible)						厚度 Thickness	
			A 1.9 ϕ	B 2.05 ϕ	D 2.4 ϕ	E 2.55 ϕ	F 2.9 ϕ	G 3.05 ϕ	H	L
2220	20T+12T	11.0 ϕ + 7.0 ϕ	*	*	*	*	*	*	1.5	4.0
2222	22T+12T	12.0 ϕ + 7.0 ϕ	*	*	*	*	*	*	1.5	4.0
2224	24T+12T	13.0 ϕ + 7.0 ϕ	*	*	*	*	*	*	1.5	4.0
2226	26T+12T	14.0 ϕ + 7.0 ϕ	*	*	*	*	*	*	1.5	4.0
2228	28T+12T	15.0 ϕ + 7.0 ϕ	*	*	*	*	*	*	1.5	4.0
2230	30T+12T	16.0 ϕ + 7.0 ϕ	*	*	*	*	*	*	1.5	4.0
2232	32T+12T	17.0 ϕ + 7.0 ϕ	*	*	*	*	*	*	1.5	4.0
2234	34T+12T	18.0 ϕ + 7.0 ϕ	*	*	*	*	*	*	1.5	4.0
2236	36T+12T	19.0 ϕ + 7.0 ϕ	*	*	*	*	*	*	1.5	4.0
2238	38T+12T	20.0 ϕ + 7.0 ϕ	*	*	*	*	*	*	1.5	4.0
2240	40T+12T	21.0 ϕ + 7.0 ϕ	*	*	*	*	*	*	1.5	4.0
2242	42T+12T	22.0 ϕ + 7.0 ϕ	*	*	*	*	*	*	1.5	4.0
2244	44T+12T	23.0 ϕ + 7.0 ϕ	*	*	*	*	*	*	1.5	4.0
2246	46T+12T	24.0 ϕ + 7.0 ϕ	*	*	*	*	*	*	1.5	4.0
2248	48T+12T	25.0 ϕ + 7.0 ϕ	*	*	*	*	*	*	1.5	4.0
2250	50T+12T	26.0 ϕ + 7.0 ϕ	*	*	*	*	*	*	1.5	4.0
2252	52T+12T	27.0 ϕ + 7.0 ϕ	*	*	*	*	*	*	1.5	4.0
2254	54T+12T	28.0 ϕ + 7.0 ϕ	*	*	*	*	*	*	1.5	4.0
2256	56T+12T	29.0 ϕ + 7.0 ϕ	*	*	*	*	*	*	1.5	4.0
2258	58T+12T	30.0 ϕ + 7.0 ϕ	*	*	*	*	*	*	1.5	4.0
2260	60T+12T	31.0 ϕ + 7.0 ϕ	*	*	*	*	*	*	1.5	4.0
2262	62T+12T	32.0 ϕ + 7.0 ϕ	*	*	*	*	*	*	1.5	4.0
2264	64T+12T	33.0 ϕ + 7.0 ϕ	*	*	*	*	*	*	1.5	4.0

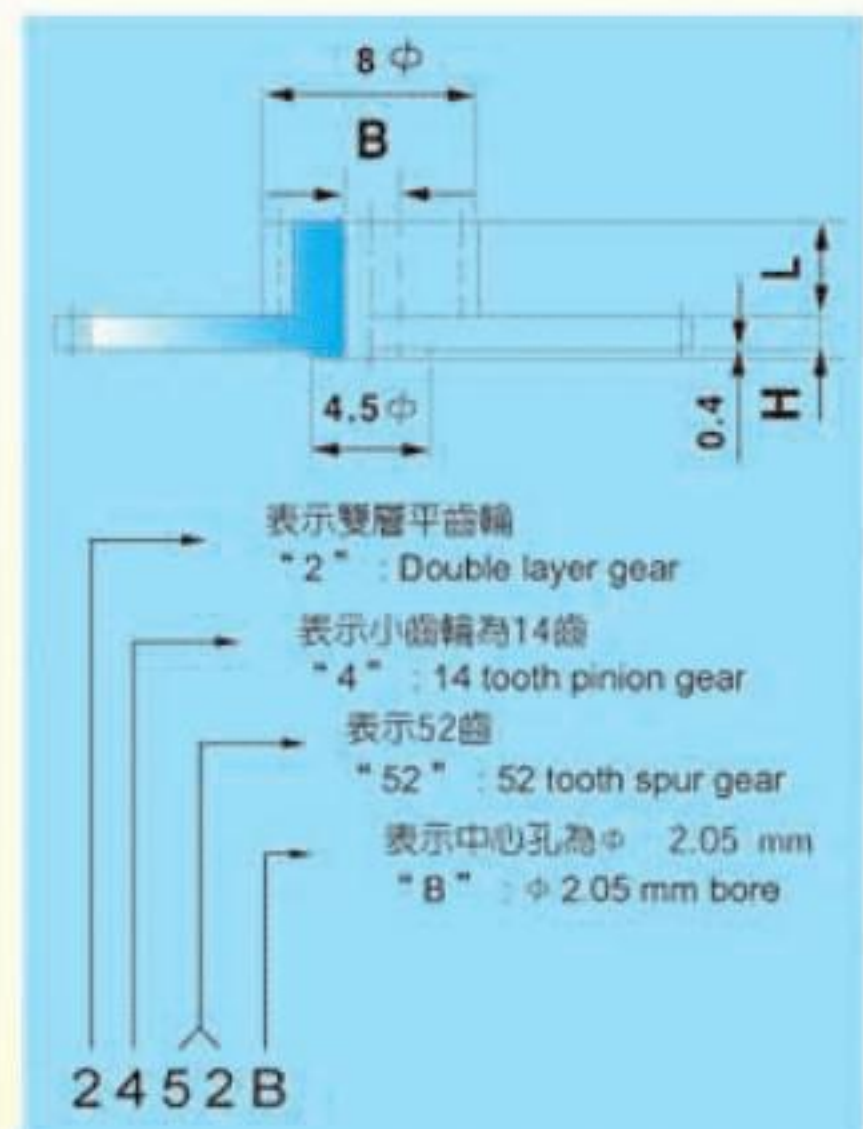




15 雙層平齒輪 Double Spur Gear

Module: 0.5 Unit: mm Material: POM/PE

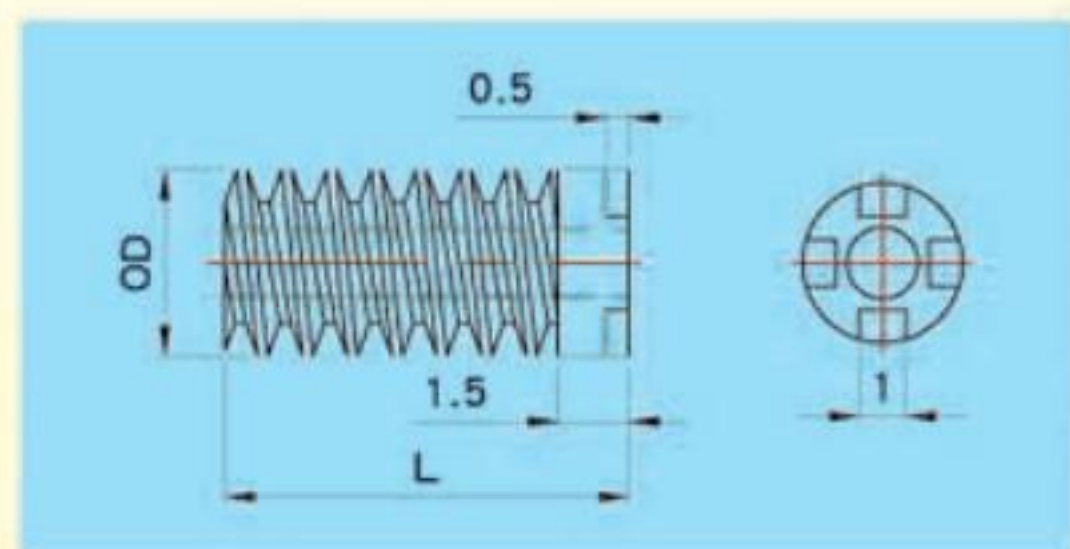
編號 Item No.	齒數 No. of Teeth	外徑 Outside Diameter	中心孔 Bore ϕ (Flexible)						厚度 Thickness	
			A 1.9 ϕ	B 2.05 ϕ	D 2.4 ϕ	E 2.55 ϕ	F 2.9 ϕ	G 3.05 ϕ	H	L
2420	20T+14T	11.0 ϕ + 8.0 ϕ	*	*	*	*	*	*	1.5	4.0
2422	22T+14T	12.0 ϕ + 8.0 ϕ	*	*	*	*	*	*	1.5	4.0
2424	24T+14T	13.0 ϕ + 8.0 ϕ	*	*	*	*	*	*	1.5	4.0
2426	26T+14T	14.0 ϕ + 8.0 ϕ	*	*	*	*	*	*	1.5	4.0
2428	28T+14T	15.0 ϕ + 8.0 ϕ	*	*	*	*	*	*	1.5	4.0
2430	30T+14T	16.0 ϕ + 8.0 ϕ	*	*	*	*	*	*	1.5	4.0
2432	32T+14T	17.0 ϕ + 8.0 ϕ	*	*	*	*	*	*	1.5	4.0
2434	34T+14T	18.0 ϕ + 8.0 ϕ	*	*	*	*	*	*	1.5	4.0
2436	36T+14T	19.0 ϕ + 8.0 ϕ	*	*	*	*	*	*	1.5	4.0
2438	38T+14T	20.0 ϕ + 8.0 ϕ	*	*	*	*	*	*	1.5	4.0
2440	40T+14T	21.0 ϕ + 8.0 ϕ	*	*	*	*	*	*	1.5	4.0
2442	42T+14T	22.0 ϕ + 8.0 ϕ	*	*	*	*	*	*	1.5	4.0
2444	44T+14T	23.0 ϕ + 8.0 ϕ	*	*	*	*	*	*	1.5	4.0
2446	46T+14T	24.0 ϕ + 8.0 ϕ	*	*	*	*	*	*	1.5	4.0
2448	48T+14T	25.0 ϕ + 8.0 ϕ	*	*	*	*	*	*	1.5	4.0
2450	50T+14T	26.0 ϕ + 8.0 ϕ	*	*	*	*	*	*	1.5	4.0
2452	52T+14T	27.0 ϕ + 8.0 ϕ	*	*	*	*	*	*	1.5	4.0
2454	54T+14T	28.0 ϕ + 8.0 ϕ	*	*	*	*	*	*	1.5	4.0
2456	56T+14T	29.0 ϕ + 8.0 ϕ	*	*	*	*	*	*	1.5	4.0
2458	58T+14T	30.0 ϕ + 8.0 ϕ	*	*	*	*	*	*	1.5	4.0
2460	60T+14T	31.0 ϕ + 8.0 ϕ	*	*	*	*	*	*	1.5	4.0
2462	62T+14T	32.0 ϕ + 8.0 ϕ	*	*	*	*	*	*	1.5	4.0
2464	64T+14T	33.0 ϕ + 8.0 ϕ	*	*	*	*	*	*	1.5	4.0



16 蝸桿 Worm

Module: 0.3 Unit: mm Material: POM/PE

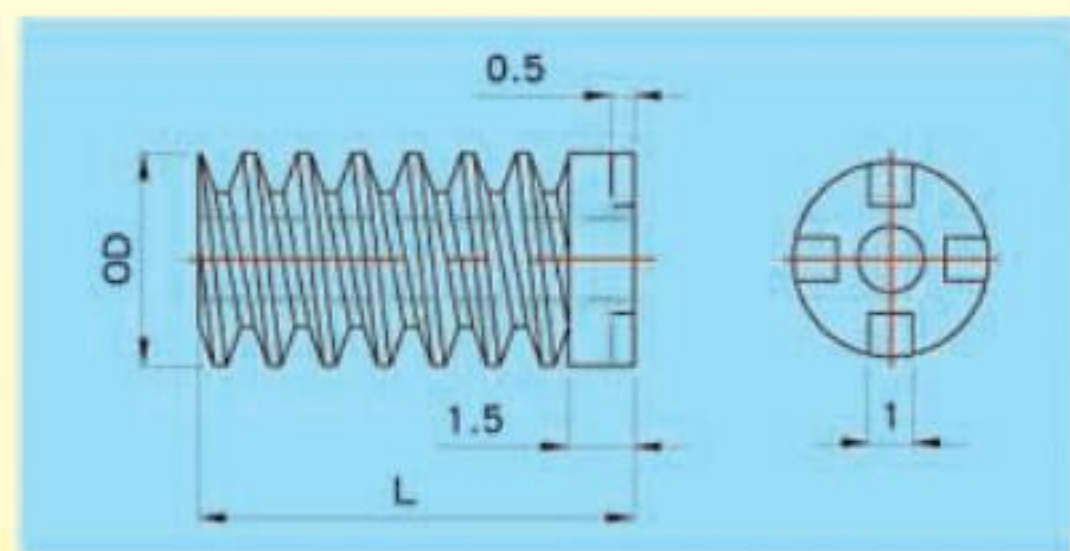

外徑 Outside Diameter	中心孔 Bore ϕ (Flexible)	長度 Length L
4.0 ϕ	0.9 ϕ 1.4 ϕ	8.5



17 蝸桿 Worm

Module: 0.4 Unit: mm Material: POM/PE

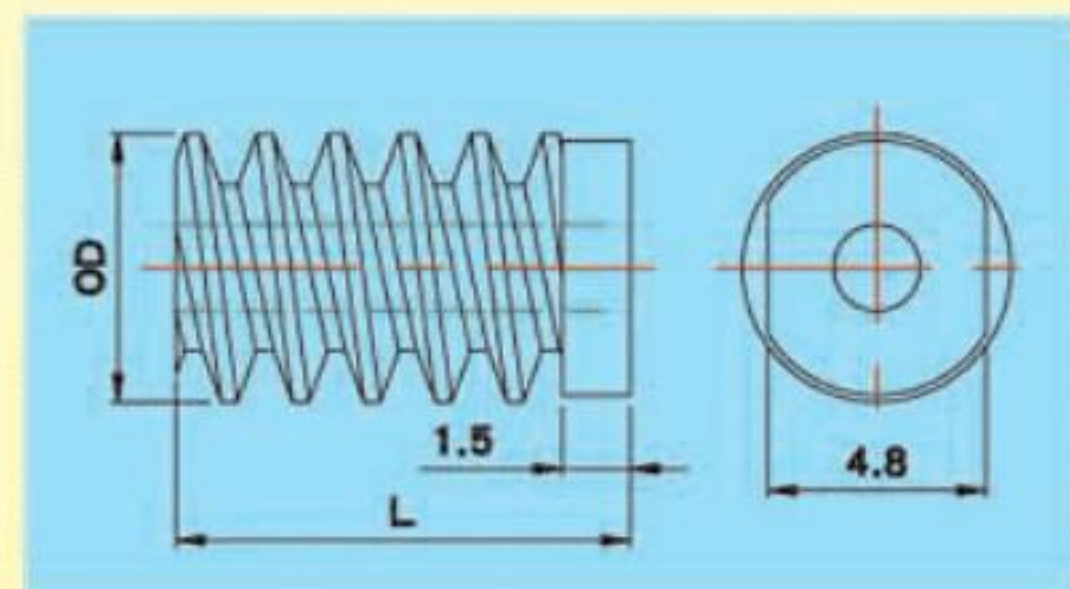
外徑 Outside Diameter	中心孔 Bore ϕ (Flexible)	長度 Length L
5.0 ϕ	1.4 ϕ	10.0



18 蝸桿 Worm

Module: 0.5 Unit: mm Material: POM/PE

外徑 Outside Diameter	中心孔 Bore ϕ (Flexible) A	長度 Length L
6.0 ϕ	1.9 ϕ	6.0
6.0 ϕ	*	10.0

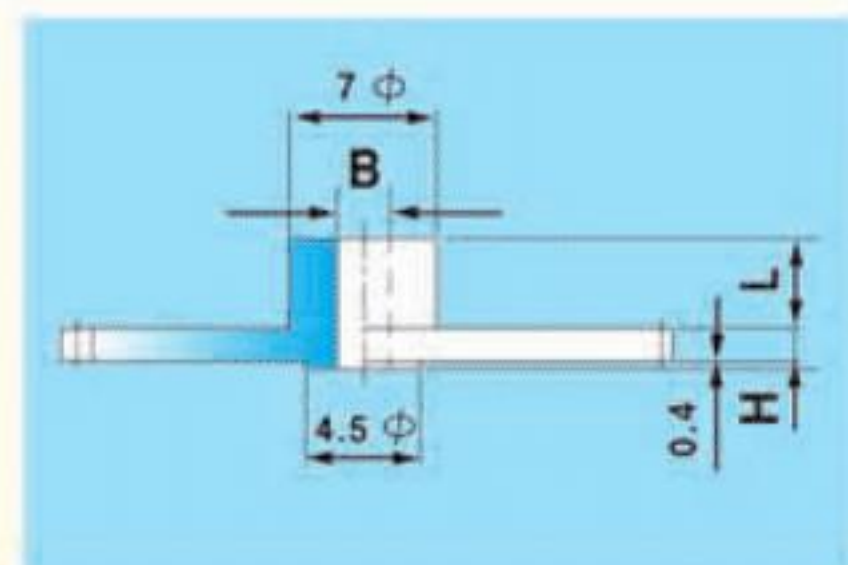




19 斜齒輪 + 軸齒輪 Helical Gear + Pinion Gear

Module: 0.5 Unit: mm Material: POM/PE

齒數 No. of Teeth	外徑 Outside Diameter	中心孔 Bore ϕ (Flexible)		H	L
		A	B		
32T + 12T	16.9 ϕ + 7.0 ϕ	1.9 ϕ	2.4 ϕ	1.5	4.0



20 滾輪(皮帶輪) Roll (Pulley)

Unit: mm Material: POM/PE

外徑: Outside Diameter	5.5 ϕ , 7 ϕ , 9 ϕ	孔徑 1.9 ϕ Bore 1.9 ϕ (Flexible)
外徑: Outside Diameter	15 ϕ , 16 ϕ , 18.5 ϕ , 19.5 ϕ , 25 ϕ	孔徑 1.9 ϕ , 2.05 ϕ Bore 1.9 ϕ , 2.05 ϕ (Flexible)



21 離合齒與安全齒 Clutch & Safty Gear

Unit: mm Material: POM/PE

離合齒組: Clutch Gear	12 ~ 46 齒
	12 ~ 46 Teeth
安全齒組: Safty Gear	10 ~ 38 齒
	10 ~ 52 Teeth

中心孔徑按客戶需要製造 Bore (Flexible)





22 銅軸齒輪 / 銅平齒輪 Brass Pinion Gear / Brass Spur Gear
(中心孔徑和厚度按客戶需要製造) (Bore and face width are customized.)

Module: 0.2 Unit: mm Material: Brass

編號 Item No.	齒數 No. of Teeth	外徑 Outside Diameter
F01-02009	9T	2.2

Module: 0.25 Unit: mm Material: Brass

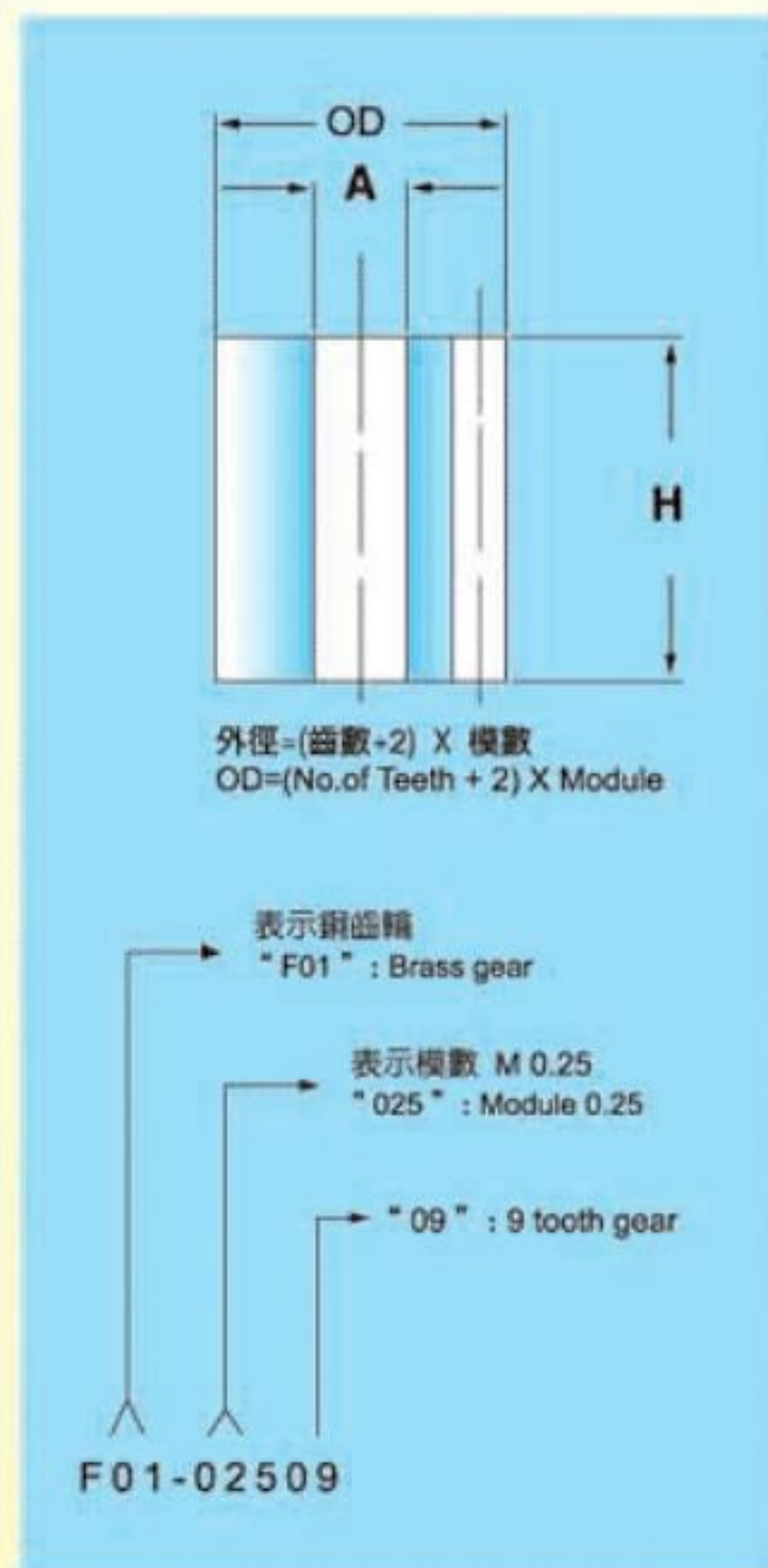
編號 Item No.	齒數 No. of Teeth	外徑 Outside Diameter
F01-02508	8T	2.5
F01-02010	10T	3.0
F01-02012	12T	3.5

Module: 0.3 Unit: mm Material: Brass

編號 Item No.	齒數 No. of Teeth	外徑 Outside Diameter
F01-03010	10T	3.6
F01-03012	12T	4.2
F01-03014	14T	4.8
F01-03030	30T	9.6
F01-03032	32T	10.2

Module: 0.4 Unit: mm Material: Brass

編號 Item No.	齒數 No. of Teeth	外徑 Outside Diameter
F01-04008	8T	4.0
F01-04010	10T	4.8
F01-04012	12T	5.6
F01-04014	14T	6.4
F01-04015	15T	6.8
F01-04016	16T	7.2
F01-04018	18T	8.0
F01-04020	20T	8.8
F01-04022	22T	9.6
F01-04024	24T	10.4





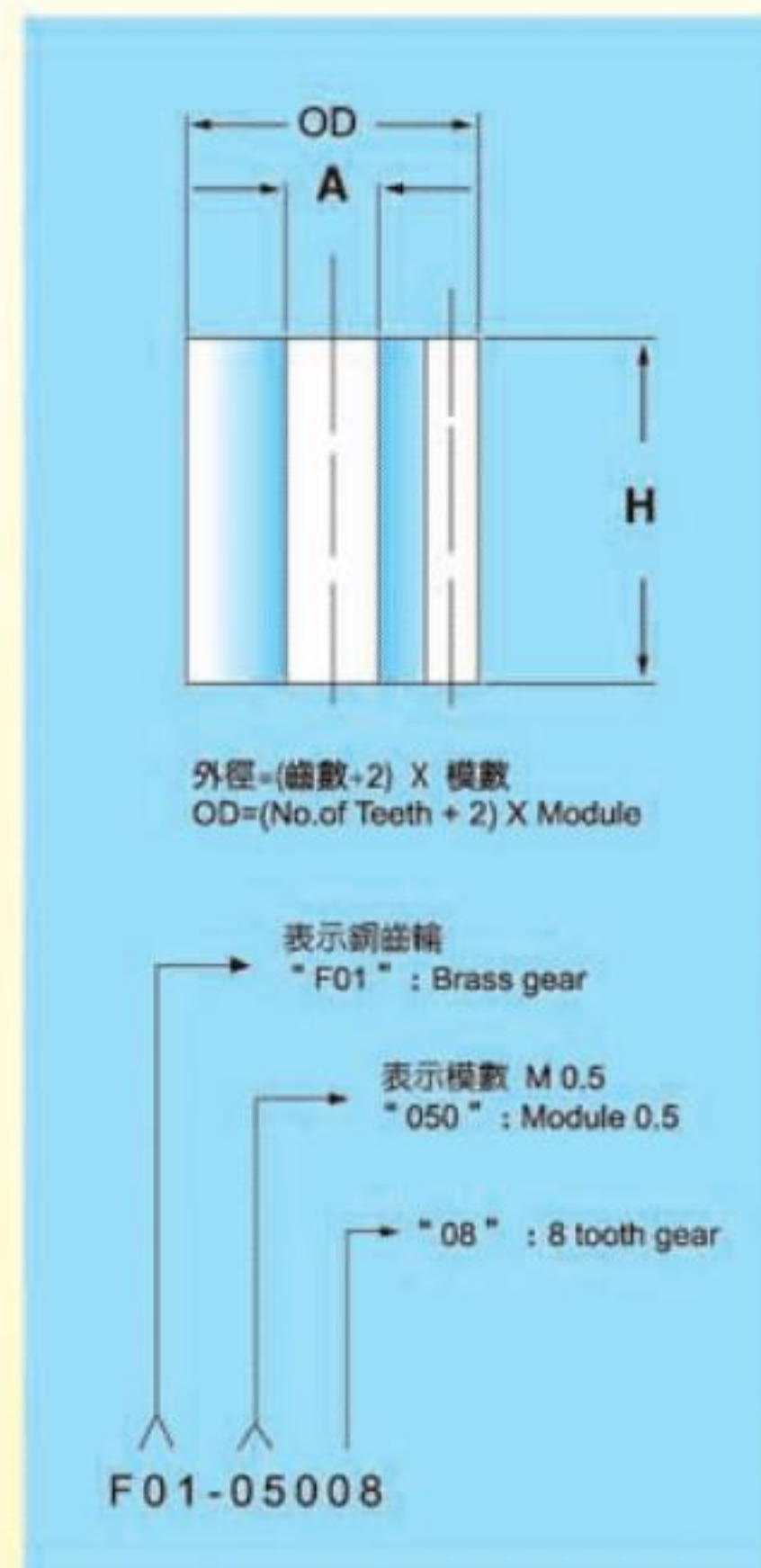
Module: 0.5 Unit: mm Material: Brass

編號 Item No.	齒數 No. of Teeth	外徑 Outside Diameter
F01-05008	8T	5.0
F01-05009	9T	5.5
F01-05010	10T	6.0
F01-05011	11T	6.5
F01-05012	12T	7.0
F01-05013	13T	7.5
F01-05014	14T	8.0
F01-05015	15T	8.5
F01-05016	16T	9.0
F01-05018	18T	10.0
F01-05020	20T	11.0
F01-05022	22T	12.0
F01-05024	24T	13.0



Module: 0.6 Unit: mm Material: Brass

編號 Item No.	齒數 No. of Teeth	外徑 Outside Diameter
F01-06008	8T	6.0
F01-06009	9T	6.6
F01-06010	10T	7.2
F01-06011	11T	7.8
F01-06012	12T	8.4
F01-06014	14T	9.6



Module: 0.7 Unit: mm Material: Brass

編號 Item No.	齒數 No. of Teeth	外徑 Outside Diameter
F01-07008	8T	7.0
F01-07010	10T	8.4
F01-07012	12T	9.8
F01-07014	14T	11.2
F01-07016	16T	12.6

Module: 0.8 Unit: mm Material: Brass

編號 Item No.	齒數 No. of Teeth	外徑 Outside Diameter
F01-08008	8T	8.0
F01-08010	10T	9.6
F01-08012	12T	11.2



	公制 Metric Unit	英制 Inch Unit	國際單位 SI Unit	單位換算 Unit Conversion
長度 Length	meter m	inch inch	meter m	1 inch = 25.4 mm 1 mm = 0.03937 inch 1 m = 3.2808 ft 1 ft = 0.3048 m
面積 Area	square centimeter cm ²	square inch inch ²	square meter m ²	1 inch ² = 6.4516 cm ² 1 cm ² = 0.03937 inch ² 1 m ² = 10.764 ft ² 1 ft ² = 0.0929 m ²
質量 Mass	kilogram mass kg	pound mass lb	kilogram mass kg	1 lb = 0.45359 kg 1 lb = 16 oz. 1 kg = 2.2046 lb 1 kg = 35.2746 oz.
力量 Force	kilogram force kgf (kgw)	pound force lbf	newton N	1 lbf = 0.45359 kgf 1 lbf = 4.44822 N 1 kgf = 2.2046 lbf 1 kgf = 9.80665 N 1 N = 0.10197 kgf 1 N = 0.22481 lbf
壓力 Pressure	kilogram force per square centimeter kgf/cm ²	pound force per square inch lbf/inch ²	pascal N/m ² (pa)	1 Mpa = 1,000,000 N / m ² 1 Mpa = 1 N / mm ² 1 psi = 6,894.757 pa 1 lbf/inch ² = 0.070307 kgf/cm ² 1 lbf/inch ² = 6.8947 x 10 x N/mm ² 1 kgf/cm ² = 14.2233 lbf/inch ² 1 N/mm ² = 10.1972 kgf/cm ²
扭力 Torque	kilogram force x meter kgf · m	pound force x inch 1bf · inch	newton x meter N · m	1 bf · inch = 1.1521 kgf · cm 1 bf · inch = 0.11298 N · m 1 kgf · cm = 0.86798 lbf · inch 1 kgf · m = 9.80665 N · m 1 N · m = 10.1971 kgf · cm 1 N · m = 8.85 lbf · inch 1 ozf · in = 72.0977 gf · cm 1 ozf · in = 7.06155 mN · m
功率 Power	kgf · m/s	lbf · ft/min	N · m/s (watt)	1 kw = 101.9716 kgf · m/s 1 kw = 1000 N · m/s 1 kw = 44,220 lbf · ft/min 1 kw = 1.34 hp 1 hp = 0.746 kw 1 hp = 76.07 kgf · m/s 1 hp = 33,000 lbf · ft/min