

CATÁLOGO

2020

Catalogue • Catálogo



IMPULSORES DE PARTIDA PINHÕES E PLANETÁRIAS

*Starter Drives, Pinions
and Planetary Gears*

*Impulsores de Arranque,
Piñones y Planetários*





Sediada em Brusque, Santa Catarina, a ZEN S.A., opera no setor automotivo desde 1960 e é uma importante indústria de peças originais e de reposição para o mercado global. Com exportações diretas para mais de 60 países, a empresa é uma das maiores fabricantes de impulsores do mundo. Dentre suas linhas de produtos também estão polias de alternador, tensores de correia, kits de distribuição, mancais, planetárias e outros conformados a frio e a morno.

Headquartered in Brusque, Santa Catarina, ZEN S.A. operates in the automotive sector since 1960 and is an important industry of original and aftermarket parts for the global market. With direct exports to more than 60 countries, the company is one of the largest manufacturers of starter drives in the world. Among its product lines are also alternator pulleys, belt tensioners, distribution kits, housings, planetary gears and other cold or warm forged products.

Con sede en Brusque, Santa Catarina, ZEN S.A., opera en el sector automovilístico desde 1960 y es una importante industria de piezas originales y de repuesto para el mercado global. Con exportaciones directas para más de 60 países, la empresa es una de las fabricantes más grandes de impulsores de arranque del mundo. Entre sus líneas de productos también están poleas de alternador, tensores de correa, kits de distribución, tapas, planetarias y otros conformados a frío y tibio.



MISSÃO MISSION / MISIÓN

Desenvolver, produzir e fornecer componentes e sistemas para veículos automotores, para os segmentos original e reposição, com geração de valor para o negócio, clientes e sociedade.

To develop, produce and supply components and systems for automotive vehicles in the original equipment and aftermarket segments, generating value for the business, customers and society.

Desarrollar, producir y suministrar componentes y sistemas para vehículos automotores, para los segmentos original y de reemplazo, con generación de valor para el negocio, los clientes y la sociedad.

VISÃO VISION / VISIÓN

Ser instrumento para o progresso sustentável que conquiste a preferência de nossos clientes e o orgulho da nossa equipe, através da inovação, qualidade e excelência operacional.

Being an Instrument for the sustainable progress in order to win our customers' preference and our team's pride, through innovation, quality and operational excellence.

Ser un instrumento para el progreso sostenible, con el objetivo de conquistar la preferéncia de nuestros clientes y el orgullo de nuestro equipo, a través de la innovación, la calidad y la exceléncia operacional.

VALORES VALUES / VALORES

COMPROMETIMENTO • SINCERIDADE • INTEGRIDADE
SENSE DE URGÊNCIA • ESPÍRITO EMPREENDEDOR

*Commitment • Candor • Integrity • Sense of Urgency • Entrepreneurship
Compromiso • Sinceridad • Integridad • Sentido de Urgencia • Espíritu emprendedor*

LINHA MECÂNICA ZEN

ZEN MECHANICAL LINE | LÍNEA MECÁNICA ZEN

Feita para sua oficina.

Made for your shop. | Hecha para su taller.

**A qualidade que você conhece, com os
melhores rolamentos e correias do mercado.**

The quality you know, with the best bearings and belts in the market.

La calidad que usted conoce, con los mejores rodamientos y correas del mercado.

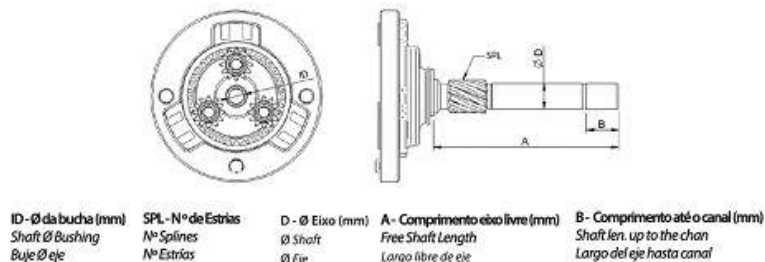
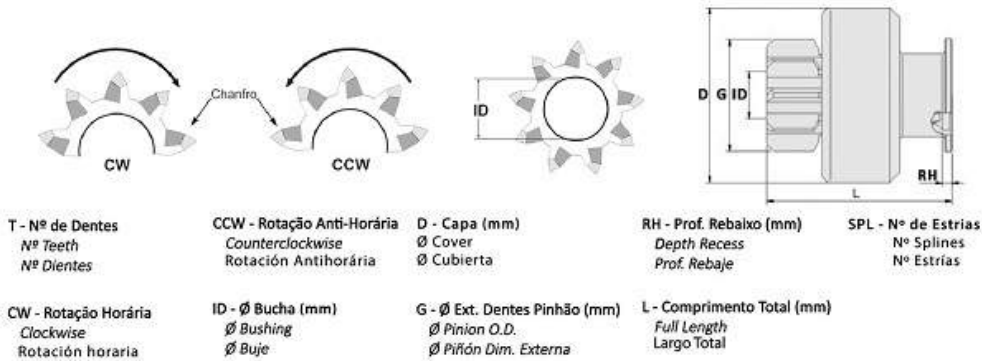




ÍNDICE GERAL

GENERAL INDEX/ ÍNDICE GENERAL

Pesquisa por Número ZEN	
Search by ZEN P/N# • Búsqueda por Número ZEN	05
.....	
Pesquisa por Aplicação em Veículo	
Search by Vehicle Application • Búsqueda por Aplicación del Vehículo	10
.....	
Conversão para o Número ZEN	
Conversion into ZEN number • Conversión para el Número ZEN	110
.....	
Pesquisa por Número do Motor para Número ZEN	
Convert Starter Number into ZEN P/N# • Búsqueda por Número del Motor para Número ZEN	136
.....	
Pesquisa por Família de Produtos	
Search Starter Drives Families • Búsqueda por Família de Productos	186
.....	
Produtos	
Products • Productos	217
.....	
Informações dos produtos	
Product Information • Informaciones sobre el Producto	287
.....	



Nº ZEN	ANTIGO OLD ANTIGUO	NOVO NEW NUEVO	Pg.
Impulsor de Partida			
Starter Drive			
Impulsor de Arranque			
1.01.0001.0	0001	217	
1.01.0005.0	0005	217	
1.01.0006.0	0006	217	
1.01.0010.0	0010	217	
1.01.0013.0	0013	217	
1.01.0015.0	0015	217	
1.01.0020.0	0020	217	
1.01.0022.0	0022	217	
1.01.0024.0	0024	217	
1.01.0025.0	0025	217	
1.01.0028.0	0028	217	
1.01.0034.0	0034	217	
1.01.0039.0	0039	217	
1.01.0041.0	0041	217	
1.01.0043.0	0043	217	
1.01.0044.0	0044	217	
1.01.0045.0	0045	218	
1.01.0046.0	0046	218	
1.01.0049.0	0049	218	
1.01.0050.0	0050	218	
1.01.0051.0	0051	218	
1.01.0052.0	0052	218	
1.01.0053.0	0053	218	
1.01.0054.0	0054	218	
1.01.0056.0	0056	218	
1.01.0059.0	0059	218	
1.01.0060.0	0060	218	
1.01.0061.0	0061	218	
1.01.0062.0	0062	218	
1.01.0064.0	0064	218	
1.01.0065.0	0065	218	
1.01.0067.0	0067	218	
1.01.0068.0	0068	219	
1.01.0070.0	0070	219	
1.01.0073.0	0073	219	
1.01.0077.0	0077	219	
1.01.0080.0	0080	219	
1.01.0082.0	0082	219	
1.01.0084.0	0084	219	
1.01.0085.0	0085	219	
1.01.0086.0	0086	219	
1.01.0092.0	0092	219	
1.01.0093.0	0093	219	
1.01.0096.0	0096	219	
1.01.0097.0	0097	219	
1.01.0101.0	0101	219	
1.01.0102.0	0102	219	
1.01.0104.0	0104	219	
1.01.0105.0	0105	220	
1.01.0108.0	0108	220	
1.01.0110.0	0110	220	
1.01.0111.0	0111	220	

Nº ZEN	ANTIGO OLD ANTIGUO	NOVO NEW NUEVO	Pg.
1.01.0112.0	0112	220	
1.01.0114.0	0114	220	
1.01.0115.0	0115	220	
1.01.0117.0	0117	220	
1.01.0118.0	0118	220	
1.01.0119.0	0119	220	
1.01.0120.0	0120	220	
1.01.0125.0	0125	220	
1.01.0126.0	0126	220	
1.01.0131.0	0131	220	
1.01.0133.0	0133	220	
1.01.0134.0	0134	220	
1.01.0135.0	0135	221	
1.01.0139.0	0139	221	
1.01.0140.0	0140	221	
1.01.0141.0	0141	221	
1.01.0144.0	0144	221	
1.01.0150.0	0150	221	
1.01.0153.0	0153	221	
1.01.0155.0	0155	221	
1.01.0158.0	0158	221	
1.01.0160.0	0160	221	
1.01.0161.0	0161	221	
1.01.0162.0	0162	221	
1.01.0163.0	0163	221	
1.01.0182.0	0182	221	
1.01.0183.0	0183	221	
1.01.0184.0	0184	221	
1.01.0186.0	0186	222	
1.01.0188.0	0188	222	
1.01.0189.0	0189	222	
1.01.0191.0	0191	222	
1.01.0192.0	0192	222	
1.01.0193.0	0193	222	
1.01.0198.0	0198	222	
1.01.0205.0	0205	222	
1.01.0213.0	0213	222	
1.01.0215.0	0215	222	
1.01.0216.0	0216	222	
1.01.0217.0	0217	222	
1.01.0220.0	0220	222	
1.01.0221.0	0221	222	
1.01.0222.0	0222	222	
1.01.0223.0	0223	222	
1.01.0224.0	0224	223	
1.01.0225.0	0225	223	
1.01.0226.0	0226	223	
1.01.0227.0	0227	223	
1.01.0228.0	0228	223	
1.01.0229.0	0229	223	
1.01.0238.0	0238	223	
1.01.0243.0	0243	223	
1.01.0244.0	0244	223	
1.01.0245.0	0245	223	
1.01.0248.0	0248	223	

Nº ZEN	ANTIGO OLD ANTIGUO	NOVO NEW NUEVO	Pg.
1.01.0285.0	0285	223	
1.01.0286.0	0286	223	
1.01.0287.0	0287	223	
1.01.0290.0	0290	223	
1.01.0291.0	0291	223	
1.01.0292.0	0292	224	
1.01.0293.0	0293	224	
1.01.0294.0	0294	224	
1.01.0297.0	0297	224	
1.01.0300.0	0300	224	
1.01.0301.0	0301	224	
1.01.0302.0	0302	224	
1.01.0303.0	0303	224	
1.01.0304.0	0304	224	
1.01.0307.0	0307	224	
1.01.0308.0	0308	224	
1.01.0310.0	0310	224	
1.01.0312.0	0312	224	
1.01.0313.0	0313	224	
1.01.0315.0	0315	224	
1.01.0316.0	0316	224	
1.01.0318.0	0318	225	
1.01.0319.0	0319	225	
1.01.0320.0	0320	225	
1.01.0322.0	0322	225	
1.01.0323.0	0323	225	
1.01.0325.0	0325	225	
1.01.0327.0	0327	225	
1.01.0328.0	0328	225	
1.01.0329.0	0329	225	
1.01.0339.0	0339	225	
1.01.0340.0	0340	225	
1.01.0341.0	0341	225	
1.01.0342.0	0342	225	
1.01.0343.0	0343	225	
1.01.0345.0	0345	225	
1.01.0348.0	0348	225	
1.01.0349.0	0349	226	
1.01.0351.0	0351	226	
1.01.0352.0	0352	226	
1.01.0353.0	0353	226	
1.01.0361.0	0361	226	
1.01.0362.0	0362	226	
1.01.0365.0	0365	226	
1.01.0366.0	0366	226	
1.01.0367.0	0367	226	
1.01.0376.0	0376	226	
1.01.0378.0	0378	226	
1.01.0381.0	0381	226	
1.01.0382.0	0382	226	
1.01.0389.0	0389	226	
1.01.0392.0	0392	226	
1.01.0394.0	0394	226	
1.01.0395.0	0395	227	
1.01.0397.0	0397	227	

Nº ZEN	ANTIGO OLD ANTIGUO	NOVO NEW NUEVO	Pg.
1.01.0398.0	0398	227	
1.01.0404.0	0404	227	
1.01.0406.0	0406	227	
1.01.0407.0	0407	227	
1.01.0408.0	0408	227	
1.01.0411.0	0411	227	
1.01.0412.0	0412	227	
1.01.0414.0	0414	227	
1.01.0417.0	0417	227	
1.01.0418.0	0418	227	
1.01.0419.0	0419	227	
1.01.0420.0	0420	227	
1.01.0426.0	0426	227	
1.01.0427.0	0427	227	
1.01.0428.0	0428	228	
1.01.0429.0	0429	228	
1.01.0433.0	0433	228	
1.01.0434.0	0434	228	
1.01.0438.0	0438	228	
1.01.0439.0	0439	228	
1.01.0440.0	0440	228	
1.01.0441.0	0441	228	
1.01.0442.0	0442	228	
1.01.0443.0	0443	228	
1.01.0445.0	0445	228	
1.01.0447.0	0447	228	
1.01.0448.0	0448	228	
1.01.0449.0	0449	228	
1.01.0450.0	0450	228	
1.01.0451.0	0451	228	
1.01.0453.0	0453	229	
1.01.0454.0	0454	229	
1.01.0455.0	0455	229	
1.01.0458.0	0458	229	
1.01.0459.0	0459	229	
1.01.0460.0	0460	229	
1.01.0461.0	0461	229	
1.01.0462.0	0462	229	
1.01.0463.0	0463	229	
1.01.0467.0	0467	229	
1.01.0468.0	0468	229	
1.01.0469.0	0469	229	
1.01.0474.0	0474	229	
1.01.0475.0	0475	229	
1.01.0480.0	0480	229	
1.01.0482.0	0482	229	
1.01.0485.0	0485	230	
1.01.0486.0	0486	230	
1.01.0492.0	0492	230	
1.01.0495.0	0495	230	
1.01.0496.0	0496	230	
1.01.0497.0	0497	230	
1.01.0498.0	0498	230	
1.01.0499.0	0499	230	
1.01.0502.0	0502	230	

Nº ZEN ANTIGO OLD ANTIGUO	NOVO NEW NUEVO	Pg.
1.01.0505.0	0505	230
1.01.0506.0	0506	230
1.01.0507.0	0507	230
1.01.0517.0	0517	230
1.01.0519.0	0519	230
1.01.0520.0	0520	230
1.01.0522.0	0522	230
1.01.0528.0	0528	231
1.01.0530.0	0530	231
1.01.0532.0	0532	231
1.01.0533.0	0533	231
1.01.0536.0	0536	231
1.01.0537.0	0537	231
1.01.0538.0	0538	231
1.01.0539.0	0539	231
1.01.0540.0	0540	231
1.01.0541.0	0541	231
1.01.0545.0	0545	231
1.01.0549.0	0549	231
1.01.0554.0	0554	231
1.01.0555.0	0555	231
1.01.0556.0	0556	231
1.01.0557.0	0557	231
1.01.0561.0	0561	232
1.01.0566.0	0566	232
1.01.0567.0	0567	232
1.01.0568.0	0568	232
1.01.0570.0	0570	232
1.01.0571.0	0571	232
1.01.0572.0	0572	232
1.01.0573.0	0573	232
1.01.0574.0	0574	232
1.01.0575.0	0575	232
1.01.0576.0	0576	232
1.01.0579.0	0579	232
1.01.0580.0	0580	232
1.01.0584.0	0584	232
1.01.0591.0	0591	232
1.01.0594.0	0594	232
1.01.0595.0	0595	233
1.01.0596.0	0596	233
1.01.0597.0	0597	233
1.01.0600.0	0600	233
1.01.0601.0	0601	233
1.01.0603.0	0603	233
1.01.0605.0	0605	233
1.01.0607.0	0607	233
1.01.0608.0	0608	233
1.01.0609.0	0609	233
1.01.0610.0	0610	233
1.01.0611.0	0611	233
1.01.0612.0	0612	233
1.01.0613.0	0613	233
1.01.0615.0	0615	233
1.01.0617.0	0617	233

Nº ZEN ANTIGO OLD ANTIGUO	NOVO NEW NUEVO	Pg.
1.01.0619.0	0619	234
1.01.0622.0	0622	234
1.01.0624.0	0624	234
1.01.0625.0	0625	234
1.01.0626.0	0626	234
1.01.0627.0	0627	234
1.01.0629.0	0629	234
1.01.0630.0	0630	234
1.01.0631.0	0631	234
1.01.0632.0	0632	234
1.01.0633.0	0633	234
1.01.0634.0	0634	234
1.01.0635.0	0635	234
1.01.0636.0	0636	234
1.01.0638.0	0638	234
1.01.0639.0	0639	234
1.01.0641.0	0641	235
1.01.0644.0	0644	235
1.01.0645.0	0645	235
1.01.0646.0	0646	235
1.01.0647.0	0647	235
1.01.0648.0	0648	235
1.01.0649.0	0649	235
1.01.0650.0	0650	235
1.01.0651.0	0651	235
1.01.0653.0	0653	235
1.01.0656.0	0656	235
1.01.0657.0	0657	235
1.01.0661.0	0661	235
1.01.0663.0	0663	235
1.01.0668.0	0668	235
1.01.0669.0	0669	235
1.01.0670.0	0670	236
1.01.0671.0	0671	236
1.01.0672.0	0672	236
1.01.0673.0	0673	236
1.01.0674.0	0674	236
1.01.0675.0	0675	236
1.01.0676.0	0676	236
1.01.0677.0	0677	236
1.01.0679.0	0679	236
1.01.0681.0	0681	236
1.01.0684.0	0684	236
1.01.0686.0	0686	236
1.01.0687.0	0687	236
1.01.0691.0	0691	236
1.01.0701.0	0701	236
1.01.0702.0	0702	236
1.01.0703.0	0703	237
1.01.0706.0	0706	237
1.01.0708.0	0708	237
1.01.0709.0	0709	237
1.01.0711.0	0711	237
1.01.0712.0	0712	237
1.01.0713.0	0713	237

Nº ZEN ANTIGO OLD ANTIGUO	NOVO NEW NUEVO	Pg.
1.01.0714.0	0714	237
1.01.0720.0	0720	237
1.01.0721.0	0721	237
1.01.0722.0	0722	237
1.01.0723.0	0723	237
1.01.0729.0	0729	237
1.01.0731.0	0731	237
1.01.0732.0	0732	237
1.01.0737.0	0737	237
1.01.0740.0	0740	238
1.01.0741.0	0741	238
1.01.0742.0	0742	238
1.01.0743.0	0743	238
1.01.0744.0	0744	238
1.01.0745.0	0745	238
1.01.0747.0	0747	238
1.01.0748.0	0748	238
1.01.0749.0	0749	238
1.01.0750.0	0750	238
1.01.0751.0	0751	238
1.01.0752.0	0752	238
1.01.0753.0	0753	238
1.01.0754.0	0754	238
1.01.0756.0	0756	238
1.01.0758.0	0758	238
1.01.0760.0	0760	239
1.01.0762.0	0762	239
1.01.0764.0	0764	239
1.01.0765.0	0765	239
1.01.0767.0	0767	239
1.01.0768.0	0768	239
1.01.0769.0	0769	239
1.01.0770.0	0770	239
1.01.0771.0	0771	239
1.01.0772.0	0772	239
1.01.0773.0	0773	239
1.01.0774.0	0774	239
1.01.0775.0	0775	239
1.01.0776.0	0776	239
1.01.0778.0	0778	239
1.01.0779.0	0779	239
1.01.0781.0	0781	240
1.01.0783.0	0783	240
1.01.0784.0	0784	240
1.01.0785.0	0785	240
1.01.0786.0	0786	240
1.01.0787.0	0787	240
1.01.0790.0	0790	240
1.01.0791.0	0791	240
1.01.0792.0	0792	240
1.01.0793.0	0793	240
1.01.0794.0	0794	240
1.01.0796.0	0796	240
1.01.0797.0	0797	240
1.01.0798.0	0798	240

Nº ZEN ANTIGO OLD ANTIGUO	NOVO NEW NUEVO	Pg.
1.01.0799.0	0799	240
1.01.0800.0	0800	240
1.01.0801.0	0801	241
1.01.0803.0	0803	241
1.01.0805.0	0805	241
1.01.0806.0	0806	241
1.01.0808.0	0808	241
1.01.0809.0	0809	241
1.01.0813.0	0813	241
1.01.0814.0	0814	241
1.01.0815.0	0815	241
1.01.0816.0	0816	241
1.01.0817.0	0817	241
1.01.0818.0	0818	241
1.01.0820.0	0820	241
1.01.0821.0	0821	241
1.01.0822.0	0822	241
1.01.0823.0	0823	241
1.01.0825.0	0825	242
1.01.0826.0	0826	242
1.01.0828.0	0828	242
1.01.0830.0	0830	242
1.01.0831.0	0831	242
1.01.0832.0	0832	242
1.01.0836.0	0836	242
1.01.0837.0	0837	242
1.01.0838.0	0838	242
1.01.0841.0	0841	242
1.01.0843.0	0843	242
1.01.0844.0	0844	242
1.01.0846.0	0846	242
1.01.0850.0	0850	242
1.01.0851.0	0851	242
1.01.0852.0	0852	242
1.01.0853.0	0853	243
1.01.0854.0	0854	243
1.01.0855.0	0855	243
1.01.0857.0	0857	243
1.01.0860.0	0860	243
1.01.0861.0	0861	243
1.01.0863.0	0863	243
1.01.0866.0	0866	243
1.01.0868.0	0868	243
1.01.0871.0	0871	243
1.01.0874.0	0874	243
1.01.0875.0	0875	243
1.01.0878.0	0878	243
1.01.0879.0	0879	243
1.01.0887.0	0887	243
1.01.0888.0	0888	243
1.01.0890.0	0890	244
1.01.0892.0	0892	244
1.01.0893.0	0893	244
1.01.0894.0	0894	244
1.01.0895.0	0895	244

Nº ZEN	ANTIGO OLD ANTIGUO	NOVO NEW NUEVO	Pg.
1.01.0898.0	0898	244	
1.01.0900.0	0900	244	
1.01.0901.0	0901	244	
1.01.0902.0	0902	244	
1.01.0905.0	0905	244	
1.01.0906.0	0906	244	
1.01.0907.0	0907	244	
1.01.0908.0	0908	244	
1.01.0910.0	0910	244	
1.01.0914.0	0914	244	
1.01.0915.0	0915	244	
1.01.0916.0	0916	245	
1.01.0917.0	0917	245	
1.01.0918.0	0918	245	
1.01.0919.0	0919	245	
1.01.0920.0	0920	245	
1.01.0921.0	0921	245	
1.01.0925.0	0925	245	
1.01.0926.0	0926	245	
1.01.0929.0	0929	245	
1.01.0930.0	0930	245	
1.01.0931.0	0931	245	
1.01.0932.0	0932	245	
1.01.0933.0	0933	245	
1.01.0935.0	0935	245	
1.01.0936.0	0936	245	
1.01.0937.0	0937	245	
1.01.0938.0	0938	246	
1.01.0940.0	0940	246	
1.01.0942.0	0942	246	
1.01.0943.0	0943	246	
1.01.0945.0	0945	246	
1.01.0946.0	0946	246	
1.01.0947.0	0947	246	
1.01.0948.0	0948	246	
1.01.0950.0	0950	246	
1.01.0951.0	0951	246	
1.01.0953.0	0953	246	
1.01.0954.0	0954	246	
1.01.0957.0	0957	246	
1.01.0958.0	0958	246	
1.01.0959.0	0959	246	
1.01.0960.0	0960	246	
1.01.0961.0	0961	247	
1.01.0962.0	0962	247	
1.01.0965.0	0965	247	
1.01.0969.0	0969	247	
1.01.0970.0	0970	247	
1.01.0972.0	0972	247	
1.01.0975.0	0975	247	
1.01.0976.0	0976	247	
1.01.0977.0	0977	247	
1.01.0978.0	0978	247	
1.01.0981.0	0981	247	
1.01.0983.0	0983	247	

Nº ZEN	ANTIGO OLD ANTIGUO	NOVO NEW NUEVO	Pg.
1.01.0985.0	0985	247	
1.01.0989.0	0989	247	
1.01.0990.0	0990	247	
1.01.0991.0	0991	247	
1.01.0996.0	0996	248	
1.01.0997.0	0997	248	
1.01.0998.0	0998	248	
1.01.0999.0	0999	248	
1.01.1001.0	1001	248	
1.01.1002.0	1002	248	
1.01.1003.0	1003	248	
1.01.1004.0	1004	248	
1.01.1005.0	1005	248	
1.01.1011.0	1011	248	
1.01.1013.0	1013	248	
1.01.1016.0	1016	248	
1.01.1017.0	1017	248	
1.01.1018.0	1018	248	
1.01.1019.0	1019	248	
1.01.1020.0	1020	248	
1.01.1021.0	1021	249	
1.01.1022.0	1022	249	
1.01.1023.0	1023	249	
1.01.1024.0	1024	249	
1.01.1025.0	1025	249	
1.01.1026.0	1026	249	
1.01.1027.0	1027	249	
1.01.1030.0	1030	249	
1.01.1031.0	1031	249	
1.01.1033.0	1033	249	
1.01.1036.0	1036	249	
1.01.1037.0	1037	249	
1.01.1038.0	1038	249	
1.01.1042.0	1042	249	
1.01.1043.0	1043	249	
1.01.1046.0	1046	249	
1.01.1047.0	1047	250	
1.01.1048.0	1048	250	
1.01.1054.0	1054	250	
1.01.1056.0	1056	250	
1.01.1057.0	1057	250	
1.01.1058.0	1058	250	
1.01.1059.0	1059	250	
1.01.1060.0	1060	250	
1.01.1062.0	1062	250	
1.01.1063.0	1063	250	
1.01.1064.0	1064	250	
1.01.1065.0	1065	250	
1.01.1067.0	1067	250	
1.01.1068.0	1068	250	
1.01.1069.0	1069	250	
1.01.1070.0	1070	250	
1.01.1071.0	1071	251	
1.01.1072.0	1072	251	
1.01.1073.0	1073	251	

Nº ZEN	ANTIGO OLD ANTIGUO	NOVO NEW NUEVO	Pg.
1.01.1074.0	1074	251	
1.01.1076.0	1076	251	
1.01.1081.0	1081	251	
1.01.1082.0	1082	251	
1.01.1088.0	1088	251	
1.01.1090.0	1090	251	
1.01.1091.0	1091	251	
1.01.1092.0	1092	251	
1.01.1097.0	1097	251	
1.01.1098.0	1098	251	
1.01.1104.0	1104	251	
1.01.1107.0	1107	251	
1.01.1108.0	1108	251	
1.01.1109.0	1109	252	
1.01.1112.0	1112	252	
1.01.1113.0	1113	252	
1.01.1117.0	1117	252	
1.01.1133.0	1133	252	
1.01.1134.0	1134	252	
1.01.1152.0	1152	252	
1.01.1153.0	1153	252	
1.01.1155.0	1155	252	
1.01.1156.0	1156	252	
1.01.1157.0	1157	252	
1.01.1158.0	1158	252	
1.01.1159.0	1159	252	
1.01.1160.0	1160	252	
1.01.1161.0	1161	252	
1.01.1162.0	1162	252	
1.01.1168.0	1168	253	
1.01.1169.0	1169	253	
1.01.1170.0	1170	253	
1.01.1171.0	1171	253	
1.01.1172.0	1172	253	
1.01.1173.0	1173	253	
1.01.1174.0	1174	253	
1.01.1175.0	1175	253	
1.01.1177.0	1177	253	
1.01.1178.0	1178	253	
1.01.1179.0	1179	253	
1.01.1180.0	1180	253	
1.01.0020.1	1184	253	
1.01.0287.1	1187	253	
1.01.0409.1	1188	253	
1.01.0433.1	1189	253	
1.01.0491.1	1190	254	
1.01.0536.1	1191	254	
1.01.0620.1	1192	254	
1.01.0623.1	1193	254	
1.01.0629.1	1194	254	
1.01.0649.1	1195	254	
1.01.0650.1	1196	254	
1.01.0651.1	1197	254	
1.01.0652.1	1198	254	
1.01.0662.1	1199	254	

Nº ZEN	ANTIGO OLD ANTIGUO	NOVO NEW NUEVO	Pg.
1.01.0737.1	1200	254	
1.01.0750.1	1201	254	
1.01.0778.1	1204	254	
1.01.0780.1	1205	254	
1.01.0786.1	1206	254	
1.01.0793.1	1207	254	
1.01.0824.1	1208	255	
1.01.0833.1	1209	255	
1.01.0870.1	1210	255	
1.01.0883.1	1211	255	
1.01.0884.1	1212	255	
1.01.0885.1	1213	255	
1.01.0921.1	1215	255	
1.01.0941.1	1217	255	
1.01.0974.1	1218	255	
1.01.1014.1	1221	255	
1.01.1078.1	1222	255	
1.01.1080.1	1223	255	
1.01.0620.2	1224	255	
1.01.0623.2	1225	255	
1.01.0662.2	1226	255	
1.01.0786.2	1227	255	
1.01.0824.2	1228	256	
1.01.0968.3	1351	256	
1.01.0024.4	1359	256	
1.01.0105.4	1364	256	
1.01.0748.4	1372	256	
1.01.1451.0	1451	256	
1.01.1453.0	1453	256	
1.01.1454.0	1454	256	
1.01.1455.0	1455	256	
1.01.1458.0	1458	256	
1.01.1467.0	1467	256	
1.01.1468.0	1468	256	
1.01.1469.0	1469	256	
1.01.1470.0	1470	256	
1.01.1471.0	1471	256	
1.01.1472.0	1472	256	
1.01.1473.0	1473	257	
1.01.1474.0	1474	257	
1.01.1475.0	1475	257	
1.01.1477.0	1477	257	
1.01.1478.0	1478	257	
1.01.1480.0	1480	257	
1.01.1482.0	1482	257	
1.01.1483.0	1483	257	
1.01.1484.0	1484	257	
1.01.1485.0	1485	257	
1.01.1486.0	1486	257	
1.01.1487.0	1487	257	
1.01.1496.0	1496	257	
1.01.1502.0	1502	257	
1.01.1504.0	1504	257	
1.01.1509.0	1509	257	
1.01.1516.0	1516	258	

ZEN PESQUISA POR NÚMERO ZEN

Search by ZEN P/N# - Búsqueda por Número ZEN

Nº ZEN	ANTIGO OLD ANTIGUO	NOVO NEW NUEVO	Pg.
1.01.1518.0	1518	258	
1.01.1521.0	1521	258	
1.01.1523.0	1523	258	
1.01.1526.0	1526	258	
1.01.1532.0	1532	258	
1.01.1533.0	1533	258	
1.01.1534.0	1534	258	
1.01.1538.0	1538	258	
1.01.1539.0	1539	258	
1.01.1545.0	1545	258	
1.01.1547.0	1547	258	
1.01.1548.0	1548	258	
1.01.1550.0	1550	258	
1.01.1552.0	1552	258	
1.01.1553.0	1553	258	
1.01.1555.0	1555	259	
1.01.1556.0	1556	259	
1.01.1557.0	1557	259	
1.01.1561.0	1561	259	
1.01.1562.0	1562	259	
1.01.1563.0	1563	259	
1.01.1566.0	1566	259	
1.01.1567.0	1567	259	
1.01.1570.0	1570	259	
1.01.1573.0	1573	259	
1.01.1574.0	1574	259	
1.01.1575.0	1575	259	
1.01.1576.0	1576	259	
1.01.1577.0	1577	259	
1.01.1585.0	1585	259	
1.01.1588.0	1588	259	
1.01.1592.0	1592	260	
1.01.1594.0	1594	260	
1.01.1595.0	1595	260	
1.01.1596.0	1596	260	
1.01.1597.0	1597	260	
1.01.1600.0	1600	260	
1.01.1601.0	1601	260	
1.01.1602.0	1602	260	
1.01.1603.0	1603	260	
1.01.1604.0	1604	260	
1.01.1605.0	1605	260	
1.01.1607.0	1607	260	
1.01.1608.0	1608	260	
1.01.1612.0	1612	260	
1.01.1613.0	1613	260	
1.01.1614.0	1614	260	
1.01.1615.0	1615	261	
1.01.1616.0	1616	261	
1.01.1617.0	1617	261	
1.01.1618.0	1618	261	
1.01.1619.0	1619	261	
1.01.1620.0	1620	261	
1.01.1621.0	1621	261	
1.01.1622.0	1622	261	

Nº ZEN	ANTIGO OLD ANTIGUO	NOVO NEW NUEVO	Pg.
1.01.1623.0	1623	261	
1.01.1624.0	1624	261	
1.01.1629.0	1629	261	
1.01.1630.0	1630	261	
1.01.1631.0	1631	261	
1.01.1632.0	1632	261	
1.01.1633.0	1633	261	
1.01.1635.0	1635	261	
1.01.1636.0	1636	262	
1.01.1637.0	1637	262	
1.01.1638.0	1638	262	
1.01.1641.0	1641	262	
1.01.1642.0	1642	262	
1.01.1643.0	1643	262	
1.01.1646.0	1646	262	
1.01.1647.0	1647	262	
1.01.1648.0	1648	262	
1.01.1650.0	1650	262	
1.01.1651.0	1651	262	
1.01.1655.0	1655	262	
1.01.1656.0	1656	262	
1.01.1658.0	1658	262	
1.01.1661.0	1661	262	
1.01.1666.0	1666	262	
1.01.1667.0	1667	263	
1.01.1668.0	1668	263	
1.01.1669.0	1669	263	
1.01.1670.0	1670	263	
1.01.1671.0	1671	263	
1.01.1672.0	1672	263	
1.01.1673.0	1673	263	
1.01.1674.0	1674	263	
1.01.1675.0	1675	263	
1.01.1676.0	1676	263	
1.01.1677.0	1677	263	
1.01.1678.0	1678	263	
1.01.1679.0	1679	263	
1.01.1680.0	1680	263	
1.01.1681.0	1681	263	
1.01.1682.0	1682	263	
1.01.1684.0	1684	264	
1.01.1685.0	1685	264	
1.01.1686.0	1686	264	
1.01.1687.0	1687	264	
1.01.1690.0	1690	264	
1.01.1691.0	1691	264	
1.01.1692.0	1692	264	
1.01.1693.0	1693	264	
1.01.1695.0	1695	264	
1.01.1696.0	1696	264	
1.01.1697.0	1697	264	
1.01.1698.0	1698	264	
1.01.1699.0	1699	264	
1.01.1700.0	1700	264	
1.01.1701.0	1701	264	

Nº ZEN	ANTIGO OLD ANTIGUO	NOVO NEW NUEVO	Pg.
1.01.1702.0	1702	264	
1.01.1704.0	1704	265	
1.01.1705.0	1705	265	
1.01.1706.0	1706	265	
1.01.1707.0	1707	265	
1.01.1708.0	1708	265	
1.01.1709.0	1709	265	
1.01.1711.0	1711	265	
1.01.1712.0	1712	265	
1.01.1713.0	1713	265	
1.01.1714.0	1714	265	
1.01.1715.0	1715	265	
1.01.1716.0	1716	265	
1.01.1717.0	1717	265	
1.01.1718.0	1718	265	
1.01.1719.0	1719	265	
1.01.1720.0	1720	265	
1.01.1722.0	1722	266	
1.01.1723.0	1723	266	
1.01.1725.0	1725	266	
1.01.1726.0	1726	266	
1.01.1727.0	1727	266	
1.01.1729.0	1729	266	
1.01.1731.0	1731	266	
1.01.1733.0	1733	266	
1.01.1734.0	1734	266	
1.01.1735.0	1735	266	
1.01.1736.0	1736	266	
1.01.1740.0	1740	266	
1.01.1741.0	1741	266	
1.01.1743.0	1743	266	
1.01.1744.0	1744	266	
1.01.1745.0	1745	266	
1.01.1751.0	1751	267	
1.01.1752.0	1752	267	
1.01.1753.0	1753	267	
1.01.1754.0	1754	267	
1.01.1755.0	1755	267	
1.01.1756.0	1756	267	
1.01.1757.0	1757	267	
1.01.1758.0	1758	267	
1.01.1759.0	1759	267	
1.01.1761.0	1761	267	
1.01.1762.0	1762	267	
1.01.1763.0	1763	267	
1.01.1764.0	1764	267	
1.01.1765.0	1765	267	
1.01.1766.0	1766	267	
1.01.1767.0	1767	267	
1.01.1768.0	1768	268	
1.01.1769.0	1769	268	
1.01.1770.0	1770	268	
1.01.1771.0	1771	268	
1.01.1772.0	1772	268	
1.01.1774.0	1774	268	

Nº ZEN	ANTIGO OLD ANTIGUO	NOVO NEW NUEVO	Pg.
1.01.1775.0	1775	268	
1.01.1776.0	1776	268	
1.01.1777.0	1777	268	
1.01.1778.0	1778	268	
1.01.1779.0	1779	268	
1.01.1780.0	1780	268	
1.01.1781.0	1781	268	
1.01.1784.0	1784	268	
1.01.1785.0	1785	268	
1.01.1786.0	1786	268	
1.01.1787.0	1787	269	
1.01.1788.0	1788	269	
1.01.1790.0	1790	269	
1.01.1791.0	1791	269	
1.01.1794.0	1794	269	
1.01.1796.0	1796	269	
1.01.1797.0	1797	269	
1.01.1799.0	1799	269	
1.01.1800.0	1800	269	
1.01.1801.0	1801	269	
1.01.1803.0	1803	269	
1.01.1805.0	1805	269	
1.01.1806.0	1806	269	
1.01.1807.0	1807	269	
1.01.1808.0	1808	269	
1.01.1809.0	1809	269	
1.01.1810.0	1810	270	
1.01.1811.0	1811	270	
1.01.1812.0	1812	270	
1.01.1813.0	1813	270	
10118140	1814	270	
1.01.1815.0	1815	270	
1.01.1816.0	1816	270	
1.01.1818.0	1818	270	
1.01.1819.0	1819	270	
1.01.01820.0	1820	270	
1.01.1822.0	1822	270	
1.01.1823.0	1823	270	
1.01.1824.0	1824	270	
1.01.1825.0	1825	270	
1.01.1826.0	1826	270	
1.01.1827.0	1827	270	
1.01.1828.0	1828	271	
1.01.1829.0	1829	271	
1.01.1830.0	1830	271	
1.01.1831.0	1831	271	
1.01.1837.0	1837	271	
1.01.1838.0	1838	271	
1.01.1839.0	1839	271	
1.01.1840.0	1840	271	
1.01.1841.0	1841	271	
1.01.1845.0	1845	271	
1.01.1846.0	1846	271	
1.01.1847.0	1847	271	
1.01.1848.0	1848	271	

Nº ZEN	ANTIGO OLD ANTIGUO	NOVO NEW NUEVO	Pg.
10118490	1849	271	
1.01.1853.0	1853	271	
1.01.1854.0	1854	271	
10118550	1855	272	
1.01.1856.0	1856	272	
1.01.1857.0	1857	272	
1.01.1858.0	1858	272	
1.01.1860.0	1860	272	
1.01.1861.0	1861	272	
1.01.1862.0	1862	272	
1.01.1863.0	1863	272	
1.01.1864.0	1864	272	
1.01.1865.0	1865	272	
1.01.1866.0	1866	272	
1.01.1871.0	1871	272	
1.01.1872.0	1872	272	
1.01.1873.0	1873	272	
1.01.1874.0	1874	272	
1.01.1875.0	1875	272	
1.01.1876.0	1876	273	
10118770	1877	273	
1.01.1878.0	1878	273	
1.01.1879.0	1879	273	
1.01.1880.0	1880	273	
1.01.1881.0	1881	273	
	1882	273	
	1883	273	
	1884	273	
	1885	273	
	1886	273	
	1887	273	
	1888	273	
	1890	273	
	1891	273	
	1893	273	
	1895	274	
	1898	274	
	1899	274	
	1902	274	
	1903	274	
	1904	274	
	1905	274	
	1906	274	
	1908	274	
	1909	274	
	1910	274	
	1911	274	
	1912	274	
	1913	274	
	1914	274	
	1915	274	
	1916	275	
	1918	275	
	1919	275	
	1920	275	

Nº ZEN	ANTIGO OLD ANTIGUO	NOVO NEW NUEVO	Pg.
		1921	275
		1922	275
		1923	275
		1924	275
		1925	275
		1926	275
		1927	275
		1928	275
		1929	275
		1930	275
		1932	275
		1933	275
		1934	276
		1935	276
		1937	276
		1938	276
		1939	276
		1940	276
		1941	276
		1942	276
		1943	276
		1944	276
		1945	276
		1946	276
		1947	276
		1948	276
		1949	276
		1950	276
		1951	277
		1952	277
		1957	277
		1958	277
		1959	277
		1963	277
1.01.0952.1	10003	277	
	Pinhão		
	Pinion		
	Piñon		
		0032	278
		0035	278
		0036	278
		0078	278
		0087	278
		0088	278
		0089	278
		0170	278
		0171	278
		0218	278
		0280	278
		0380	278
		1111	278
		1181	278
		1216	278
		9028	278
		9074	279

Nº ZEN	ANTIGO OLD ANTIGUO	NOVO NEW NUEVO	Pg.
		9186	279
		9260	279
		9301	279
		9302	279
		9307	279
		9349	279
		9350	279
		9402	279
		9403	279
		9426	279
		9459	279
		9488	279
		9492	279
		9495	279
		9502	279
		9504	280
		9506	280
		9525	280
		9526	280
		9527	280
		9528	280
		9542	280
		9566	280
		9597	280
		9632	280
		9678	280
		9702	280
		9705	280
		9781	280
		9791	280
		10048	280
		10049	281
		12609	281
		12656	281
		12657	281
		12658	281
		12659	281
		12660	281
		12812	281
		12839	281
		12913	281
		12954	281
		12955	281
		12956	281
		12957	281
		12961	281
		12967	281
		12972	282
		13017	282
		13018	282
		13021	282
		13104	282
		13105	282
		13106	282
		13117	282

Nº ZEN	ANTIGO OLD ANTIGUO	NOVO NEW NUEVO	Pg.
		13118	282
		13119	282
		13130	282
		13131	282
		13132	282
		13138	282
		13224	282
		13268	282
		13272	283
		13273	283
		13274	283
		13275	283
		13332	283
		13333	283
		13336	283
		13462	283
	Componente		
	Component		
	Componente		
1.01.0121.0	0121	284	
1.01.0122.0	0122	284	
1.01.0201.0	0201	284	
1.01.0204.0	0204	284	
	Planetária		
	Planetary Gear		
	Planetario		
		12675	285
		12681	285
		12682	285
		12683	285
		12684	285
		12685	285
		12686	285
		12687	285
		12688	285
		12689	285
		12690	285
		12692	285
		12693	285
		12694	286
		12695	286
		12717	285
		12718	286
		12719	286
		12720	285
		12721	286
		12722	286
		12786	286
		12841	285

ABG	Nº ZEN	Pg.
Alexander 126 F3L912 Deutz Diesel	0308	224
Alexander 126H F3L912 Deutz Diesel	0308	224
Alexander 128 F4L912 Deutz Diesel	0308	224
Alexander 128G F4L912 Deutz Diesel	0308	224
BV 590 F4L912 Deutz Diesel	0308	224
Jumbo 140	0087	278
MAW 172 F4L912 Deutz Diesel	0308	224
MAW 172S F4L912 Deutz Diesel	0308	224
MAW 173 F4L912 Deutz Diesel	0308	224
MAW 173S F4L912 Deutz Diesel	0308	224
Puma 168 F3L912 Deutz Diesel	0308	224
Puma 168A F3L912 Deutz Diesel	0308	224
Puma 177 F6L912 Deutz Diesel	0308	224
Puma 177V F6L912 Deutz Diesel	0308	224
Puma 177VS F6L912 Deutz Diesel	0308	224
Puma 178 F6L912 Deutz Diesel	0308	224
Titan 300 F6L912 Deutz Diesel	0308	224
VAS 512 F3L912 Deutz Diesel	0308	224
WZ 172 F4L912 Deutz Diesel	0308	224
WZ 172S F4L912 Deutz Diesel	0308	224

Acura	Nº ZEN	Pg.
CSX L4 2.0L 1998cc 122cid	1849	271
EL 1.7L	1548	258
Integra 1.8	1864	272
Integra 4 Cil 1.7L 1678cc	9542	280
Integra 4 Cil 1.8L 1834cc	9542	280
Integra	10049	281
Integra L4 1.7L 1678cc	1212	255
Integra L4 1.8L 1834cc	1212	255
Legend 3.2 C32A2	1863	272
Nippondenso Starter	9504	280
SLX 3.2 6VD1	1863	272
SLX 3.5 6VE1	1863	272
TSX L4 2.4L 2354cc	1849	271

Agco	Nº ZEN	Pg.
AGCO Trator MF 2360 Cummins	1205	254
Agco/M.F. M93R12V	1622	261
Agco/M.F./Perkins M93R12V	1602	260
L3 670 Diesel	0607	233
M3 670 Diesel	0607	233
N5 670 Diesel	0607	233
N6 670 Diesel	0607	233
R5 670 Diesel	0607	233
R6 670 Diesel	0607	233
Trator 6 cil.	12675	285
Trator 9170 6-584 Deutz Diesel	0888	243
Trator 9190 6-584 Deutz Diesel	0888	243
Trator 9630 6-374 Deutz diesel	0645	235
Trator 9650 6-374 Deutz diesel	0645	235
Trator 9670 6-584 Deutz Diesel	0888	243
Trator 9690 6-584 Deutz Diesel	0888	243

Agrale	Nº ZEN	Pg.
1600D	1364	256
1800D	1364	256
2229-4 Mueller Vibro RT 62 , 83 Com Motor MWM 229-4	1076	251

Agrale	Nº ZEN	Pg.
4100	0062	218
416	0062	218
420	0062	218
5000D	1073	251
5075 BX 150	1596	260
5085.4 BX 150	1596	260
6150	1073	251
7000D	1073	251
7500 TD	1073	251
Agrale Maquinário Agrícola 4230 M790 1.3 30HP	1944	276
BX100	1073	251
BX130	1073	251
BX4.100	1073	251
BX4.110	1073	251
BX4.130	1073	251
BX4.150	1073	251
BX4.90	1073	251
Caminhão 13000 Com Motor MWM 6.10 TCA	1679	263
Caminhão 13000 Com Motor MWM 6.10 TCA	1805	269
Caminhão 1600D	0105	220
Caminhão 1800D	0105	220
Caminhão 7000DX-TDX- 8000MA série 7.5T	0748	238
Caminhão TX1100 M790	0163	221
Caminhão TX1600	0408	227
Caminhão TX1600D	0105	220
CaminhãoTX 1600D-1800D com motor MWM 229.4	0496	230
Caminhões 10.000, 14.000 e 14.000 6X2 Com Motor MWM MaxxFörce 4.8H. EURO V	1679	263
Caminhões 10.000, 14.000 e 14.000 6X2 Com Motor MWM MaxxFörce 4.8H. EURO V	1805	269
Caminhões 6000, 8500 e 9200 Com Motores MWM 4.10 TCA e MWM 4.12 TCE	1679	263
Caminhões 6000, 8500 e 9200 Com Motores MWM 4.10 TCA e MWM 4.12 TCE	1805	269
Chassis MA 7.9, MA8.5, MA9.2, MA10.0, MA12.0, MA15.0 e MT12.0 Com Motores MWM4.10 TCA e MWM 4.12 TCE	1679	263
Chassis MA 7.9, MA8.5, MA9.2, MA10.0, MA12.0, MA15.0 e MT12.0 Com Motores MWM4.10 TCA e MWM 4.12 TCE	1805	269
Especial/Special	1065	250
Furgovan 8000 Com Motor MWM 4.10 TCA	1679	263
Furgovan 8000 Com Motor MWM 4.10 TCA	1805	269
M790	1796	269
M90ID	1796	269
M93	1796	269
M95W	1796	269
Micro Ônibus Volare	1063	250
Micro Ônibus Volare (Marcopolo) MWM 407 TCA	0991	247
Micro Ônibus Volare (Marcopolo) MWM 407 TCA	1022	249
Mini Pá Carregadeira	0125	220
Motor Estacionário M70	0062	218
Motor Estacionário M70	0163	221
Motor Estacionário M790	0062	218
Motor Estacionário M790	0125	220
Motor Estacionário M790	0163	221
Motor Estacionário M80	0062	218

Agrale	Nº ZEN	Pg.
Motor Estacionário M80	0163	221
Motor Estacionário M85	0062	218
Motor Estacionário M85	0163	221
Motor Estacionário M90	0062	218
Motor Estacionário M90	0163	221
Motor Estacionário M93	0062	218
Motor Estacionário M93ID	0163	221
Motor MWM	12684	285
MWM D 229-3, D 229-4, D 229-6, TBD 229-EC-6, TD 229-6	1076	251
Ônibus MA12.0, MA15.0, MT15.0 LE, MA10.0 e MA9.2 Com Motor MWM MaxxForce 4.8HEURO V	1679	263
Ônibus MA12.0, MA15.0, MT15.0 LE, MA10.0 e MA9.2 Com Motor MWM MaxxForce 4.8HEURO V	1805	269
Ônibus Volare	12682	285
Ônibus Volare W8, W9 e V8 Com Motores MWM 4.10 TCA	1679	263
Ônibus Volare W8, W9 e V8 Com Motores MWM 4.10 TCA	1805	269
Ônibus W8, W9 e V8 Com Motores MWM 4.12 TCE	1679	263
Ônibus W8, W9 e V8 Com Motores MWM 4.12 TCE	1805	269
Série 1800-D / TX 1600 Com Motor MWM 229-3	1076	251
Trator Motor M795W Bicilíndrico	1713	265
Trator 4100	0163	221
Trator 4100	1636	262
Trator 4100	1796	269
Trator 4100.4	1636	262
Trator 4100.4	1796	269
Trator 4118	1796	269
Trator 416	0163	221
Trator 420	0163	221
Trator 4230 CAT 3126 M790	1621	261
Trator 4230.4 CAT 3126 M790	1621	261
Trator M790	1796	269
Trator M90ID	1796	269
Trator T4200	0125	220
Trator T4300	0125	220
TX1600 MWM-D 229-3	0028	217
TX1600 MWM	0085	219
TX1600D	1364	256
Volare	1550	258
Agría	Nº ZEN	Pg.
4900	1005	248
Ahlmann	Nº ZEN	Pg.
Carregadeira AL 100 BF4L2011	1898	274
Aifo	Nº ZEN	Pg.
8361 05.500 160PS 8,1L	1059	250
8361 25.500 175PS 8,1L	1059	250
M32S	0087	278
M42S	0087	278
M52S	0087	278
Alfa Romeo	Nº ZEN	Pg.
145 1.4 16V	1169	253
145, 145 1.6ie	12683	285
146 1.4 16V	1169	253

Alfa Romeo	Nº ZEN	Pg.
147 1.6 16V - 1.8 16V - 2.0 16V	1927	275
156 1.9 JTD	1718	265
156 1.6 16V - 1.8 16V - 2.0 16V	1927	275
159 2.2 JTS	0756	238
159 1.8	1899	274
159 2.0	1899	274
2300	0077	219
2300B	0077	219
2600TT	0223	222
30	0291	223
30AR8	0310	224
30AR8	0407	227
30AR8	0601	233
32	0291	223
32AR8	0310	224
32AR8	0407	227
32AR8	0601	233
35	0291	223
35AR8	0310	224
35AR8	0407	227
35AR8	0601	233
40 AR8	0291	223
400	0036	278
40AR8	0310	224
40AR8	0407	227
40AR8	0601	233
450	0036	278
4C 1.7	1899	274
4C Spider 1.7	1899	274
Alfa 145	1033	249
Alfa 146 1.9 JTD	1033	249
Alfa 147 1.9 JTD	1033	249
Alfa 156 1.9 JTD	1033	249
Alfa 164 2.0	0482	229
Alfa 164 3.0	0482	229
Alfa 164TD	0706	237
Alfa 33 1.3, 1.5, 1.6	0482	229
Alfa 33TD	0706	237
Alfa 6 2.0, 2.5	0108	220
Alfa 6 2.5 TD	0366	226
Alfa 75 1.6, 1.8, 1.8 turbo, 2.5	0108	220
Alfa 75 2.0	0482	229
Alfa 75TD	0706	237
Alfa 90 1.8, 2.0, 2.5	0108	220
Alfa 90 2.0	0482	229
Alfa 90TD	0706	237
Alfa Romeo 14AR 6 Turbo	0875	243
Alfa Romeo 156	1630	261
Alfa Romeo 166 2.4 TD	1630	261
Alfasud 1.2 Super TI	0108	220
Alfasud 1.2, 1.5	0307	224
Alfetta 1.6,1.8, 2.0	0108	220
Alfetta 2.0 turbo diesel	0225	223
Alfetta 1.6, 1.8	0307	224
Alfetta 2.0 turbo diesel	0366	226
Alfetta TD.	0706	237
Arna 1.2 e 1.3	0108	220

Alfa Romeo	Nº ZEN	Pg.
Brera 2.2 JTS	0756	238
Brera 2.0	1899	274
Especial/Special	0189	222
Especial/Special	1117	252
F2	0108	220
Giulia Diesel	0447	228
Giulia Super 1.3, 1.6	0307	224
Giulietta 1.3, 1.8, 2.0	0108	220
Giulietta 1.8	1899	274
Giulietta 1.4 TB Start/Stop	1908	274
Giulietta TD.	0706	237
GT Junior	0307	224
GT Veloce 2000	0307	224
GTV2000 2.0 e 2.5	0108	220
JK2000	0015	217
JK2150	0015	217
Mito 0.9 Start/Stop	1908	274
Mito 1.3 JTDM Start/Stop	1908	274
Spider 2.2 JTS	0756	238
Spider 1.8	1899	274
Spider 2.0	1899	274

Allis Chalmers	Nº ZEN	Pg.
7030 6 426 Diesel	0607	233
7040 6 426 Diesel	0607	233
7045 6 426 Diesel	0607	233
7050 6 426 Diesel	0607	233
7060 6 426 Diesel	0607	233
7080 6 426 Diesel	0607	233
7580 6 426 Diesel	0607	233
8030 6 426 Diesel	0607	233
8050 6 426 Diesel	0607	233
8070 6 426 Diesel	0607	233
ACC 20 / 25 / 30 Continental F135	0567	232
ACC 20 / 25 / 30 Continental F163	0567	232
ACC 35 / 40 / 45 / 50 / 55 Continental F163	0567	232
ACC 60 / 70 / 80 / 100 / 120 Continental F245	0567	232
ACC 60C / 70C / 100C Continental F245	0567	232
ACP 110 Continental F245	0567	232
ACP 130 Continental F245	0567	232
ACP 150 Continental F245	0567	232
ACP 20 / 25 / 30 Continental F135	0567	232
ACP 20 / 25 / 30 Continental F163	0567	232
ACP 40 / 50 Continental F163	0567	232
ACP 60 / 70 / 80 Continental F245	0567	232
ACS 100 / 120 Continental F245	0567	232
ACS 70 Continental F163	0567	232
ED 40 4 Cil 138 Diesel	0411	227
L2 6 426 Diesel	0607	233
L3 6 426 Diesel	0607	233
M2 6 426 Diesel	0607	233
M3 6 426 Diesel	0607	233
N5 6 426 Diesel	0607	233
N6 6 426 Diesel	0607	233
Tractor Farm ED40 4 Cil 138 Diesel	0507	230
Tratores	1828	271

Alto	Nº ZEN	Pg.
VXI	1509	257

American	Nº ZEN	Pg.
Ambassador V8 4.8L 290cid	0135	221
Ambassador V8 5.0L 304cid	0135	221
Ambassador V8 5.0L 4982cc 304cid	0135	221
Ambassador V8 5.0L 4983cc 304cid	0135	221
Ambassador V8 5.6L 343cid	0135	221
Ambassador V8 5.6L 5585cc 343cid	0135	221
Ambassador V8 5.9L 360cid	0135	221
Ambassador V8 5.9L 5899cc 360cid	0135	221
Ambassador V8 5.9L 5900cc 360cid	0135	221
Ambassador V8 6.4L 390cid	0135	221
Ambassador V8 6.4L 6391cc 390cid	0135	221
Ambassador V8 6.6L 401cid	0135	221
Ambassador V8 6.6L 6571cc 401cid	0135	221
Ambassador V8 6.6L 6572cc 401cid	0135	221
American	0135	221
AMX 8 cil 5.0L 304cid	0135	221
AMX 8 cil 5.0L 4982cc 304cid	0135	221
AMX 8 cil 5.0L 4983cc 304cid	0135	221
AMX 8 cil 5.9L 5899cc 360cid	0135	221
AMX 8 cil 5.9L 5900cc 360cid	0135	221
AMX 8 cil 6.6L 6571cc 401cid	0135	221
AMX 8 cil 6.6L 6572cc 401cid	0135	221
AMX V8 4.8L 290cid	0135	221
AMX V8 5.6L 343cid	0135	221
AMX V8 5.6L 5585cc 343cid	0135	221
AMX V8 5.9L 360cid	0135	221
AMX V8 5.9L 5899cc 360cid	0135	221
AMX V8 5.9L 5900cc 360cid	0135	221
AMX V8 6.4L 390cid	0135	221
AMX V8 6.4L 6391cc 390cid	0135	221
Gremlin L6 3.8L 232cid	0135	221
Gremlin L6 3.8L 3802cc 232cid	0135	221
Gremlin L6 4.2L 258cid	0135	221
Gremlin L6 4.2L 4228cc 258cid	0135	221
Gremlin L6 4.2L 4229cc 258cid	0135	221
Gremlin V8 5.0L 304cid	0135	221
Gremlin V8 5.0L 4982cc 304cid	0135	221
Gremlin V8 5.0L 4983cc 304cid	0135	221
Hornet L6 3.8L 232cid	0135	221
Hornet L6 3.8L 3802cc 232cid	0135	221
Hornet L6 4.2L 258cid	0135	221

Ashok LeyLand	Nº ZEN	Pg.
Lay Land Hino J Ser	1731	266
Ônibus H Serie 6 Cil	1731	266

Asia Motors	Nº ZEN	Pg.
1135-1	0392	226
1135-15	0392	226
1135-50	0392	226
1135-55	0392	226
2135	0392	226
2135-50	0392	226
Compressor Deutz	0059	218
Compressor com motor Deutz 8 cil	0101	219

Asia Motors	Nº ZEN	Pg.
Compressor AX430	0088	278
Compressor AX430	0122	284
Compressor AX430	0133	220
PR425	0087	278
Towner	0519	230
Towner Daewoo	0854	243
Towner Com Motor Mando	0940	246

Astra	Nº ZEN	Pg.
BM 201 OM-8360.05.200 8.0L	1059	250
BM 201 OM-8360.05.300 8.0L	1059	250
BM 44D12R OM-8360.05.200 8.1L	1059	250

Atlas	Nº ZEN	Pg.
Carregadeira Ar 105, 105 E TCD 4,1 L4 105kW Tier 4i	1751	267
Carregadeira Ar 95 e Super TCD 4,1 L4 95kW Tier 4i	1751	267
Compressor XAHS 107 C2	1898	274
Compressor XAHS 37 DD	1898	274
Compressor XAS 137 C2	1898	274
Escavadeira 160W TCD2012 L06 2V 143HP Tier 3	1751	267
Escavadeira 190LC TCD2012 L06 2V 143HP Tier 4	1751	267
Escavadeira 340LC TCD2013 L06 2V 226PS Tier 4	1751	267
Manipuladora de Materiais 180MH, 200MH TCD2012 L06 2V 143HPTier 4	1751	267
Manipuladora de Materiais 350MH TCD2013 L06 2V 226PS Tier 4	1751	267
Manipuladora de Materiais 400MH TCD6,1 L6 238PS Tier 4i	1751	267
Manipuladora de Materiais 520MH TCD2013 L06 2V248PS	1751	267
Máquina Rolo AW 240	1898	274
Máquina Rolo AW 260	1898	274
Máquina Rolo AW 300	1898	274
Rolos Compactadores AW 1110, AW 1120 TCD2012 L04 96kW	1751	267
Rolos Compactadores AW 1130, AW 1140 TCD2012 L04 103kW	1751	267

Atlas Copco	Nº ZEN	Pg.
Caminhões	0378	226
Compressores XAHS 146 C3, XAS 186 C3, XATS 156 C3	1751	267
Deutz TCD 2012 4 Cil. 82kW		
Compressores XAHS 186 C3, XAVS 166C3 Deutz TCD 2013 4 Cil. 104kW	1751	267
Especial/Special	0226	223
Máquina Fresadora de Asfalto PL1000T TCD2012 L06 2V 6 Cil 150kW	1751	267
PR700	0290	223
Tratores com motor Deutz 8 cil	0101	219
Tratores	0378	226

Audi	Nº ZEN	Pg.
100	0080	219
100 1.8, 1.9, 2.0	0108	220
100	0482	229
100 5D turbo D 2.0	0228	223
1000	0015	217
100D	0631	234
100INJ	0482	229
100TD	0631	234

Audi	Nº ZEN	Pg.
200	0482	229
200 turbo	0108	220
200I	0108	220
4000 Diesel	0420	227
4000 Diesel turbo	0420	227
4000 TD	0474	229
60	0080	219
72	0080	219
80	0080	219
80	0108	220
80 1.6 D	0474	229
80 1.6 TD	0474	229
80 1.6, 1.8 e 1.9	0482	229
80 D 1.6L	1067	250
80 TD 1.9	1067	250
80D	0420	227
80D Turbo	0420	227
80D	0482	229
80INL	0482	229
80L	0108	220
80TD	0482	229
90	0080	219
90	0482	229
90 1.9 D	1067	250
90D	0482	229
911	1223	255
A1 2.0 TFSI quattro	1685	264
A1 1.6 TDI START/STOP	1824	270
A1 1.2 TFSI - 1.4 TFSI START/STOP	1826	270
A1 1.6 TDI - 2.0 TDI START/STOP	1826	270
A2 1.4 TDI	1926	275
A3 1.6, 1.8 e 2.0	0475	229
A3 1.6i, 1.6T	0932	245
A3 1.9 TDI	0937	245
A3	1017	248
A3 1.6, 1.8 e 1.8 Turbo	1069	250
A3 1.6 - 1.8 T	1108	251
A3 1.6 - 1.6 FSI	1632	261
A3 2.0 FSI	1632	261
A3 1.8 TFSI Sportback	1685	264
A3 1900 BLS BKC BXE	1814	270
A3 Convertible (8P7) Eng.BLS 1.9 TDI 77kw BLS	1814	270
A3 1.6 TDI START/STOP	1824	270
A3 1.9 TDI - 2.0 TDI - 3.2 V6 quattro	1856	272
A3 2.0 FSI - 1.9TDI - 2.0 TDI	1910	274
A3 1.6 S3 quattro	1926	275
A3 1.9 TDI quattro	1926	275
A3 1.8, 1.8T	12690	285
A3 1.2 TFSI - 1.4 TFSI START/STOP	1826	270
A3 1.6 TDI - 2.0 TDI START/STOP	1826	270
A3 1.9 TDI, 2.0 TDI, 3.2 V6 quattro	1823	270
A4 1.6i, 1.8i	0745	238
A4	0925	245
A4 2.5 TDI	1631	261
A4 1.9 TDI	1930	275
A4 - Avant - Quattro 1.9TDI	1067	250
A6 1.6, 1.8 e 2.0	0475	229

Audi	Nº ZEN	Pg.
A6	0925	245
A6 2.5 TDI	1631	261
A6	1930	275
A6 - Avant 1.9 TDI	1067	250
A8 2.5 TDI	1631	261
Boxter	1223	255
Carrera	1223	255
Cayman	1223	255
Coupe 1.6	0482	229
Fox 100 1.6, 1.8, 1.9	0068	219
Fox 4000 1.6, 1.7	0068	219
Fox 50 1.3, 1.5	0068	219
Fox 80 1.3, 1.5, 1.6	0068	219
Q7	1223	255
Quattro	0108	220
Quattro	0482	229
Quattro	1631	261
S 3 Quattro	1655	262
TT	1108	251
TT 1.8 T - 3.2 V6 quattro	1856	272
TT 8 T - Quattro	1910	274
TT 1.8T / 3.2L	1920	275
TT Coupe 1.8	1655	262

Audi	Nº ZEN	Pg.
A3 1.6 FSI 2.0 FSI	1890	273
A3 L4 2.0L 1984cc 121cid	1891	273
A3 L4 2.0L 1984cc 121cid GAS	1891	273
TT L4 2.0L 1984cc 121cid CCTA	1891	273
TT Quattro L4 2.0L 1984cc 121cid CCTA	1891	273

Austin	Nº ZEN	Pg.
1100	0170	278
1100	0171	278
Allegro	0170	278
Allegro	0171	278
Allegro	0380	278
Maestro 2.0	0822	241
Maxi	0170	278
Maxi	0171	278
Maxi	0380	278
Mini	0170	278
Mini	0171	278
Mini	0380	278
Morris 1100	0486	230

Autobianchi	Nº ZEN	Pg.
Especial/Special	1056	250

Bautz	Nº ZEN	Pg.
Especial/Special	1076	251

Bedford	Nº ZEN	Pg.
6C4	0067	218
6D4	0067	218
6RT	0067	218
CA 1.6,2.0	0412	227
Caminhão	0486	230
CF	0170	278

Bedford	Nº ZEN	Pg.
CF	0171	278
CF 1.6,2.0	0412	227
CF 1.8 e 2.3	1188	253
Chevanne	0170	278
Chevanne	0171	278
Ha Van	0170	278
Ha Van	0171	278
Ha Van	0380	278
MIDI	0686	236
MIDI	0765	239
Rascal	0686	236
TD	0067	218
TL 1000 330	1616	261
TL 1260 330	1616	261
TL 1630 330 Turbo (107 bhp)	1616	261
TL 860 330	1616	261

Benfra	Nº ZEN	Pg.
10 CH Motor Aifo-8361/000 8.1L	1059	250
10 CH Motor Aifo-8361/01 8.1L	1059	250
9.11 Motor Aifo-8361S/000 8.1L	1059	250
9.11 Motor Aifo-8361S/10.00 5.9L	1059	250
9.12 Motor Aifo-8361S/10.00 5.9L	1059	250
9.32 Motor Aifo-8361S/10.00 5.9L	1059	250

Berliet	Nº ZEN	Pg.
400	1159	252
450	1159	252
480	1159	252
500	1159	252
530	1159	252
550	1159	252
560	1159	252

Bluebird Bus	Nº ZEN	Pg.
Bluebird	9402	279

BMW	Nº ZEN	Pg.
116i	1927	275
118i	1927	275
120i	1927	275
125i 3.0L 2996cc	1765	267
135i 3.0L 2979cc	1765	267
1500	0223	222
1502	0223	222
1600	0223	222
1602	0223	222
1800	0223	222
1800TI	0223	222
1802	0223	222
2000	0223	222
2002	0223	222
2002 Turbo	0223	222
2500	0223	222
2500	0300	224
2600	0015	217
2600L	0015	217
2800	0223	222

BMW	Nº ZEN	Pg.
2800	0300	224
3000	0223	222
3000	0300	224
315	0361	226
316	0223	222
316	0361	226
316, 318, 325 série E36	0997	248
316i	0475	229
318	0223	222
318	0361	226
318 TDS	1487	257
318i	0475	229
318i	0969	247
318i	1927	275
320	0108	220
320	0223	222
320	0361	226
320	0395	227
3200	0015	217
3200CS	0015	217
320i	0223	222
320i	0395	227
320i	0475	229
321i	0395	227
323 i	0108	220
324	1033	249
324D	0573	232
324D	0969	247
324TD	0573	232
325	1033	249
325 2.5 TD	1477	257
325E	0482	229
325i	0475	229
325i	0482	229
3300	0223	222
3300	0300	224
5 Séries Active Hybrid 3.0L 2979cc	1765	267
503	0015	217
518	0223	222
518	0361	226
518i	0475	229
520	0108	220
520	0223	222
520	0361	226
520	0395	227
520i	0223	222
520i	0475	229
523 i	0108	220
523i	0475	229
523i 3.0L 2996cc	1765	267
524D	0969	247
524TD	0573	232
525	0223	222
525	0300	224
525	0361	226
525	0395	227
525	1033	249

BMW	Nº ZEN	Pg.
525 2.5 TD	1477	257
525E	0482	229
525i	0475	229
528	0108	220
528	0223	222
528	0300	224
528	0361	226
528	0395	227
528i	0223	222
528i	0475	229
528i 3.0L 2996cc	1765	267
528i	0068	219
530	0300	224
530Li 3.0L, N52B30AF, Non-Turbo	1765	267
628	0361	226
630	0300	224
635	0300	224
663	0300	224
725 2.5 TD	1477	257
725 TDS 12V	1033	249
728	0223	222
728	0300	224
728	0361	226
728 série E38	0997	248
728i	0475	229
728i	0068	219
730	0300	224
730i 3.0L 2996cc	1765	267
732	0300	224
733	0300	224
735	0300	224
740i 3.0L 2979cc	1765	267
745	0300	224
750i	0573	232
90	0482	229
900	0482	229
900 Turbo	0482	229
900 Turbo 16	0482	229
9000	0482	229
900iNJ	0482	229
BMW 320, Séries X3,X5	1718	265
BMW 325	1630	261
BMW 525	1630	261
BMW 725	1630	261
BMW série 5 e série E34 - E36 Todos os tipos exceto diesel	0997	248
D35 1.4	1001	248
D50 2.1	1001	248
M535i	0300	224
Motor MWM 4.10TCA AGRALÉ CAMINHAO 8500D	1679	263
Motor MWM 4.10TCA AGRALÉ CAMINHAO 8500D	1805	269
Motor MWM 4.12TCE Agrale MA 12 185CV	1679	263
Motor MWM 4.12TCE Agrale MA 12 185CV	1805	269
Motor MWM 4.12TCE ITEC MIDI BUS (América Latina)	1679	263
Motor MWM 4.12TCE ITEC MIDI BUS (América Latina)	1805	269
Pulverizadora Montana Parruda 2627M e 2627H Com Motor MWM 4.10L TCA	1679	263

BMW	Nº ZEN	Pg.
Pulverizadora Montana Parruda 2627M e 2627H Com Motor MWM 4.10L TCA	1805	269
R100	0325	225
R45	0325	225
R60	0325	225
R65	0325	225
R75	0325	225
R80	0325	225
Série 1	1720	265
Série 3	1720	265
Série 5	1720	265
Série 6	1720	265
Série 7	1720	265
Séries 5	1486	257
Séries 7	1486	257
Séries 8	1486	257
Séries X5	1486	257
X1	1720	265
X3 2.0 2.5 e 3.0	1720	265
X3 3.0L 2979cc	1765	267
X3 3.0L 2996cc	1765	267
X3 2.0i	1927	275
X5	1720	265
X6	1720	265
Z4 2.2 2.5 e 3.0	1720	265
Z4 2.5L 2497cc	1765	267
Z4 3.0L 2979cc	1765	267
Z4 3.0L 2996cc	1765	267
Z4 2.0i	1927	275

Bobcat	Nº ZEN	Pg.
1075 John Deere 4-276 Dsl	9459	279
1080 John Deere 4-276 Dsl	9459	279
1080B John Deere 4-276 Dsl	9459	279
1600 Kubota V1702 Diesel	0650	235
2400 Perkins 4-236 Dsl	0649	235
2410 Perkins 4-236 Dsl	0649	235
3023 Kubota V1702 Dsl	0649	235
641 Deutz F2L511 Dsl	0649	235
643 Kubota D1402BA Diesel	0650	235
741 Deutz F2L511D Dsl	0649	235
743 Kubota V1702BA Diesel	0650	235
743B Kubota V1702BA Diesel	0650	235
753 Kubota V2203B Diesel	0650	235
7753 Kubota V2203B Diesel	0650	235
843B Isuzu 4JB1PK-01 Dsl	0649	235
843HC Isuzu 4JB1PK-01 Dsl	0649	235
853	1831	271
853 Isuzu 4JB1PK-03 Dsl	0649	235
853C	1831	271
853H	1831	271
853H Isuzu 4JB1PK-03 Dsl	0649	235
853HC	1831	271
943 Perkins 4-236 Dsl	0649	235
974 Perkins 4-236 Dsl	0649	235
975 J. Deere 4-276 Dsl	9459	279
Carregador de Madeira	1754	267

Bobcat	Nº ZEN	Pg.
Especial/Special	0644	235
Especial/Special	1194	254
Especial/Special	1195	254
Melroe	1196	254
Mini Pá Carregadeira com motor Agrale	0125	220
Skid Steer L.TL360	1700	264
Trator 853 série 12816390	0721	237

Bomag	Nº ZEN	Pg.
BW 90	0638	234
BW 905 SH/SL	0417	227
Terraplanadora BM 500/15, BM 600/15	1751	267

Bonser	Nº ZEN	Pg.
50 D 60 D 70 D 90 D 100 D	0507	230
D20	0398	227
D200K	0398	227
D25	0398	227
D2500K	0398	227

Borgward	Nº ZEN	Pg.
Especial/Special	0462	229

Bosch	Nº ZEN	Pg.
Monta nos impulsores Bosch 6033AD5055 e 6033AD5078	12839	281

BRP	Nº ZEN	Pg.
Can Am Quadriciclo Outlander 450 cc	1941	276
GTX	0981	247
Sea Doo 947	0749	238

Buick	Nº ZEN	Pg.
Century 4 cil 2.2L	0783	240
Century 3.1 L (189) V6	10003	277
Century 3.1 L (189) V6	12720	285
Century V6 3.8L 3800cc 231cid	0433	228
Electra V6 3.8L 3800cc 231cid	0433	228
Enclave V6 3.6L 217cid	0806	241
Enclave V6 3.6L 3564cc 217cid	0806	241
Encore 1.4 L4 Gasolina	1922	275
LaCrosse V6 3.0L 182cid	0806	241
LaCrosse V6 3.6L 217cid	0806	241
LaCrosse V6 3.6L 3564cc 217cid	0806	241
LeSabre V6 3.0L 181cid	0433	228
Regal V6 3.1	0783	240
Regal L4 2.0L 1998cc 122cid	1935	276
Skylark V6 3.0L 181cid	0433	228
Somerset Regal V6 3.0L 181cid	0433	228
Somerset V6 3.0L 181cid	0433	228

Cadillac	Nº ZEN	Pg.
ATS L4 2.0L 1998cc 122cid	1935	276
ATS L4 2.5L 2457cc 150cid	1935	276
DeVille V8 4.6L 281cid Gasolina	0774	239
Eldorado V8 4.6L 281cid Gasolina	0774	239
Escalade 5.7	0756	238
Escalade V8 6.2L	1761	267
Escalade 5.3L (325) V8	10003	277
Escalade 5.3L (325) V8	12720	285

Cadillac	Nº ZEN	Pg.
Seville V8 4.6L 281cid	0774	239
Seville V8 4.6L 281cid Gasolina	0774	239
SRX V6 3.0L 182cid	0806	241
STS V6 3.6L 217cid	0806	241
Carraro	Nº ZEN	Pg.
Especial/Special	1076	251
Super Tigre 625	1005	248
Tigrone 625	0308	224
Carrier	Nº ZEN	Pg.
Isuzu C201	0792	240
Case	Nº ZEN	Pg.
1190 3 165 Diesel	0411	227
1290 4 Cil 195 Diesel	0411	227
1294 4 Cil 219 Diesel	0411	227
1390 4 Cil 219 Diesel	0411	227
1394 4 Cil 219 Diesel	0411	227
1490 4 Cil 219 Diesel	0411	227
1494 4 Cil 219 Diesel	0411	227
1820	1616	261
1835B	1829	271
1845	1829	271
1845B	1829	271
207D	1829	271
380CK	0411	227
450B	1829	271
480C	1829	271
580E/CK (Perkins) Perkins	0024	217
580F Construction King European	0411	227
7120	1831	271
770 3 146 Diesel	0411	227
780 Diesel Engines	0411	227
780 3 146 Diesel	0411	227
80 CR / 80 P	1073	251
850 3 154 Diesel	0411	227
995 Farm Tractor 4 Cil 219 Diesel	0411	227
ACCO1820	1616	261
Agricultural Loader 580F Construction King European Model (Std.)	0507	230
Agricultural Tractor 1394 4 Cil 219 Diesel	0507	230
Agricultural Tractor 1494 4 Cil 219 Diesel	0507	230
Case IH C9	1809	269
Cefeiras 6000 e 6500 W Motor NCE 4-390	0970	247
Colheitadeira	0784	240
Colheitadeira de Cana A7000 e A7700 com motor Cummins	1811	270
Colheitadeira de Cana A7000 e A7700 com motor Cummins	13131	282
Colheitadeira de Cana A7000 e A7700 - com motor Cummins	13117	282
Colheitadeira de cana A8000 e A8800 com Motor Case IH C9	1809	269
CS 105 PRO Sisu 4Cil 102 HP 4.4	1698	264
CS 110 Sisu 4 Cil Turbo 4.4	1701	264
CS 110 Sisu 4 cil Turbo 4.4	1600	260
CS 130	1698	264
CS 130 Sisu 6 cil Turbo 6.6	1600	260

Case	Nº ZEN	Pg.
CS 68 Sisu 3 Cil Turbo 3.3	1701	264
CS 68 Sisu 3 cil Turbo 3.3	1600	260
CS 75 Sisu 3 Cil Turbo 3.3	1701	264
CS 75 Sisu 3 cil Turbo 3.3	1600	260
CS 78 Sisi 4 Cil Turbo 4.4	1698	264
CS 78 Sisu 4 cil Turbo 4.4	1600	260
CS 85 PRO Sisu 4 Cil 85HP 4.4	1698	264
CS 94 Sisu 4 Cil Turbo 4.4	1698	264
CS 95 PRO Sisu 4 Cil 93HP 4.4	1698	264
CVX 140 Sisu 6 Cil 141 HP 6.6	1698	264
CVX 150 Sisu 6 Cil Turbo 150 HP 6.6	1698	264
CVX 160 Sisu 6 Cil 160 HP 6.6	1698	264
CVX 170 Sisu 6 Cil Turbo 170 HP 6.6	1698	264
CVX 190 Sisu 6 Cil 196 HP 6.6	1698	264
CX27B V8 3TNV82	1556	259
CX31B V8 3TNV88	1556	259
CX36B V8 3TNV88	1556	259
EHC	0948	246
Escavadeira 1088	0970	247
Escavadeira Hidráulica 80CP	0105	220
Escavadeira Hidráulica 80CP, 80CR.	1364	256
Escavadeira Hidráulica 80CR	0105	220
Especial/Special	0624	234
Grader 845 e 845.2	0722	237
Grader FG 140.2	0722	237
JX 60 NEF 4Cil 60HP 4.5	1700	264
JX 70 NEF 4Cil 72HP 4.5	1700	264
JX 80 NEF 4Cil 82HP 4.5	1700	264
Máquinas	1828	271
Motoniveladora 845, 845.2, FG 140.2	1679	263
Motoniveladora 845, 845.2, FG 140.2	1805	269
Motoniveladora 865, 865.2, 885 e 885.2	1811	270
Motoniveladora 865, 865.2, 885 e 885.2	13118	282
Motoniveladora RG140B e 845 com transmissão ZF	1679	263
Motoniveladora RG140B e 845 com transmissão ZF	1805	269
Pá Carregadeira	0051	218
Pá Carregadeira	0052	218
Pá Carregadeira com motor Scania	0087	278
Pá Carregadeira	0112	220
Pá Carregadeira	1928	275
Pá Carregadeira W18	0105	220
Pá Carregadeira W18	1364	256
Pá Carregadeira W20	0034	217
Pá Carregadeira W20	0105	220
Pá Carregadeira W20	0722	237
Pá Carregadeira W20	1364	256
Pá Carregadeira W20, 521D, 621D, W130	1679	263
Pá Carregadeira W20, 521D, 621D, W130	1805	269
Pá Carregadeira W20B	0105	220
Pá Carregadeira W20B	1364	256
Pá Carregadeira W36 com motor Cummins	0088	278
Pá Carregadeira W36 com motor Cummins e Scania	0133	220
Pá Carregadeira W36, W36B turbo com motor Cummins e Scania	0122	284
Pá Carregadeira W36B com motor Cummins e Scania	0133	220
Pá Carregadeira W36B turbo	0089	278
Pá Carregadeira W7 com motor Perkins 6 cil	0024	217

Case	Nº ZEN	Pg.
Pá Carregadeira W7 Perkins 6 cil	1359	256
Quantum 65C NEF 4Cil Tier III 60HP 3.2	1700	264
Quantum 75C NEF 4Cil Tier III 78HP 3.2	1700	264
Retroescavadeira 580H	0118	220
Retroescavadeira Cummins	0970	247
Retroescavadeira 580 Perkins 4 cil	0024	217
Retroescavadeira 580 Perkins 4 cil	1359	256
Retroescavadeira 580CK Perkins 4cil	0024	217
Retroescavadeira 580CK Perkins 4 cil	1359	256
Retroescavadeira 580E Perkins 4 cil	0024	217
Retroescavadeira 580E Perkins 4 cil	1359	256
Retroescavadeira 580H	0024	217
Retroescavadeira 580H	1359	256
Tractor Farm 1290 4 Cil 195 Diesel	0507	230
Tractor Farm 1294 4 Cil 219 Diesel	0507	230
Tractor Farm 1390 4 Cil 219 Diesel	0507	230
Tractor Farm 1490 4 Cil 219 Diesel	0507	230
Tractor Farm 995 4 Cil 219 Diesel	0507	230
Trator 42 MT	0117	220
Trator	0134	220
Trator 5100	0970	247
Trator 2470	0087	278
Trator 4490	0087	278
Trator 580H/SH/SH 4x4 Cummins 433.9	0497	230
Trator Agrícola 2470	0133	220
Trator Agrícola 2470 e 4490	0122	284
Trator Agrícola 4490	0133	220
Trator MX 135	0814	241
Trator W20 Cummins 6BT590	0748	238
Trator W36	0087	278
Tratores	9302	279
Tratores Magnum MX220, MX240 e MX270 com motor Cummins 8,3L	13130	282
TX36	1616	261
W18	0105	220
W18	1364	256
W20 (MBB-OM 352)	0105	220
W20 (MBB-OM 352)	1364	256
W20B (MBB-OM 352A)	0105	220
W20B (MBB-OM 352A)	1364	256
Windrower 6000 225 gasolina	0495	230
Windrower 6500 225 gasolina	0495	230

Case IH	Nº ZEN	Pg.
C9 8200242 38MT - 24V	13138	282
Colheitadeira de cana A8000 e A8800 com Motor Case IH C9	13138	282

Caterpillar	Nº ZEN	Pg.
2.5kW/12 Volt	9402	279
3114	1831	271
320B Mitsubishi 24V	0887	243
3508	0626	234
3512	0626	234
3516	0626	234
938H	1948	276
Blue Bird USA Cat 3126 7.2	1595	260
Blue Diamond USA	1837	271

Caterpillar	Nº ZEN	Pg.
Carregadeira 916	0776	239
Carregadeira 926	0776	239
Carregadeira 926E	0776	239
Cat 3216 7.2 F650	1837	271
Cat D300	0088	278
Caterpillar	0117	220
Caterpillar Facet 10061	0555	231
Caterpillar Facet	0556	231
Colheitadeira MT 875.	1205	254
Duty 3204 Motor Médio	0776	239
Engine 6 Cyl D 343	0556	231
Escavadeira 943 3204	0776	239
Escavadeira 215B	0776	239
Escavadeira 953 3204	0776	239
Grupo Gerador 3304T	0122	284
Grupo Gerador 3304T	0133	220
Grupo Gerador 3306T	0122	284
Grupo Gerador 3306T	0133	220
Máquinas com motor D330C	0097	219
Máquinas com motor D333C	0097	219
Máquinas com motor D334C	0097	219
Máquinas com motor D336C	0097	219
Máquinas com motor D344C	0097	219
Máquinas com motor D330C	9028	278
Máquinas com motor D333C	9028	278
Máquinas com motor D334C	9028	278
Máquinas com motor D336C	9028	278
Máquinas com motor D344C	9028	278
Máquinas	9426	279
Máquinas equipadas com motor D311	0110	220
Máquinas equipadas com motor D320	0110	220
Máquinas equipadas com motor D330	0110	220
Máquinas equipadas com motor D333	0110	220
Máquinas equipadas com motor D342	0110	220
Máquinas equipadas com motor D343	0110	220
Máquinas equipadas com motor D311	9074	279
Máquinas equipadas com motor D320	9074	279
Máquinas equipadas com motor D330	9074	279
Máquinas equipadas com motor D333	9074	279
Máquinas equipadas com motor D342	9074	279
Máquinas equipadas com motor D343	9074	279
Moto Scraper 631E	0088	278
Moto Scraper 631E	0122	284
Moto Scraper 631E	0133	220
Motoniveladora 120B	0089	278
Motoniveladora 120B	0122	284
Motoniveladora 120B 3306	0133	220
Motoniveladora 120H	1205	254
Motoniveladora 12E	0036	278
Motoniveladora 12E	0121	284
Motoniveladora 12E	0201	284
Motoniveladora 140B 3306	0122	284
Motoniveladora 140B 3306	0133	220
Motoniveladora 140B (3306)	0089	278
Motores geradores 3304T	0089	278
Motores geradores 3306T	0089	278
Pá Carregadeira 930	0089	278

Caterpillar	Nº ZEN	Pg.
Pá Carregadeira 930	0133	220
Pá Carregadeira 960	0122	284
Pá Carregadeira 966	0089	278
Pá Carregadeira 966	0122	284
Pá Carregadeira 966	0133	220
Pipelayers 583h D342 Diesel	0555	231
Pipelayers 583k D342 Diesel	0555	231
Pipelayers 594 D353 Diesel	0555	231
Pipelayers 594h D353 Diesel	0555	231
Track Tractors D7e	0555	231
Track Tractors D8k D342 Diesel	0555	231
Track Tractors D9g	0555	231
Track Tractors D9h D353 Diesel	0555	231
Tranportador de Ferramentas IT18B 3204	0776	239
Tranportador de Ferramentas IT28B 3204	0776	239
Trator de Esteiras 631E	0122	284
Trator de Esteiras 631E	0133	220
Trator de Esteiras D4D	0122	284
Trator de Esteiras D4D	0133	220
Trator de Esteiras D4E	0089	278
Trator de Esteiras D4E	0122	284
Trator de Esteiras D4E	0133	220
Trator de Esteiras D5B	0122	284
Trator de Esteiras D5B	0133	220
Trator de Esteiras D6C	0122	284
Trator de Esteiras D6C	0133	220
Trator de Esteiras D6D	0089	278
Trator de Esteiras D6D	0122	284
Trator de Esteiras D6D	0133	220
Trator de Esteiras D6E	0122	284
Trator de Esteiras D6E	0133	220
Trator de Esteiras D8L	0122	284
Trator de Esteiras D8L	0133	220
Trator de Esteiras D8L e 631E	0088	278
Trator Esteira D4H 3204	0776	239
V60E Perkins 4-236	10048	280
V80E Perkins 4-236	10048	280

CBT	Nº ZEN	Pg.
1000 Perkins 4, 6 cil	1359	256
1065	1364	256
1065 (MBB-OM 314)	1364	256
1090 Perkins 6 cil	0060	218
1090 Perkins 4, 6 cil	1359	256
1100 Perkins 4, 6 cil	1359	256
1105 (MBB-OM 352)	1364	256
2080 (MBB-OM 314)	1364	256
2105 (MBB-OM 352)	1364	256
2600	1364	256
8060 4x4 (MBB-OM 352)	1364	256
8240 Perkins 4236 álcool	1359	256
8240 4.248 JF 12v	1690	264
8440	1073	251
8440	1364	256
950	1364	256
Javali	0627	234
Oliver 1020	0034	217

CBT	Nº ZEN	Pg.
Oliver 1020	1364	256
Oliver 1065	0034	217
Oliver 1105	0034	217
Oliver 950	0034	217
Trator 1000 Perkins 4 e 6 cil	0024	217
Trator 1065 (MBB-OM 314)	0105	220
Trator 1090 Perkins 4 e 6 cil	0024	217
Trator 1100 Perkins 4 e 6 cil	0024	217
Trator 1105 (MBB-OM 352)	0105	220
Trator 2080 (MBB-OM 314)	0105	220
Trator 2105 (MBB-OM 352)	0105	220
Trator 2600	0105	220
Trator 8060 4x4 (MBB-OM 352)	0105	220
Trator 8240 Perkins 4236	0024	217
Trator 8240	0118	220
Trator 8260 4x4 com motor Perkins	0118	220
Trator 8440	0105	220
Trator Oliver 1020	0105	220
Trator Oliver 1065	0105	220
Trator Oliver 950	0105	220

Chrysler	Nº ZEN	Pg.
135	1359	256
155	1359	256
50	1359	256
60	1359	256
Avenger L4 2.4L 2360cc 144cid	1771	268
Breeze 2.0L (122) L4	1478	257
C-300	1359	256
C-500 Y110	1359	256
Caliber L4 1.8L 1798cc 110cid	1771	268
Caliber L4 2.0L 1998cc 122cid	1771	268
Caliber L4 2.0L 1998cc 122cid VIN A	1771	268
Caliber L4 2.4L 2360cc 144cid	1771	268
Caliber L4 2.4L 2360cc 144cid VIN A	1771	268
Caminhão Dodge com motor Perkins 4 cil	0102	219
Caminhão Dodge D300 com motor Perkins	0118	220
Caminhão Dodge D950 com motor MWM	0105	220
Caminhão Dodge P700 com motor MWM	0105	220
Caminhão Dodge P900 com motor MWM	0105	220
Caravan	0817	241
Chrysler Concorde 3.3L	9492	279
Concorde	0817	241
Crosfire 3.2L - 3199cc	1485	257
Daytona 3.0	0575	232
Daytona 3.0	0750	238
Dodge Álcool	0070	219
Dodge	0352	226
Dodge	0506	230
Dodge 2.2, 2.5 lts	0532	231
Dodge	0573	232
Dodge Série S	0661	235
Dodge 6cil e 8cil - Motor B	0675	236
Dodge 1500	0397	227
Dodge C17	0392	226
Dodge C20	0392	226
Dodge C2662	0392	226

Chrysler	Nº ZEN	Pg.
Dodge C2664	0392	226
Dodge D100	0049	218
Dodge D100 gasolina	0070	219
Dodge D14000 MWM 6 cil e partida Wapsa	0085	219
Dodge D400 Perkins 4 cil	0024	217
Dodge D400	0049	218
Dodge D400 Perkins 4 cil	1359	256
Dodge D500	0054	218
Dodge D700	0049	218
Dodge D750 MWM 6 cil	0085	219
Dodge D900 gasolina	0070	219
Dodge D950 MWM	0034	217
Dodge D950 MWM 6 cil	0085	219
Dodge D950 MWM	1364	256
Dodge Dakota 2.5 Diesel	0573	232
Dodge Eagle Vision Intrepid	0817	241
Dodge Fifth Avenue	0817	241
Dodge Horizon	0339	225
Dodge Neon	1545	258
Dodge P700 MWM	1364	256
Dodge P900 MWM	1364	256
Dodge Polara 1800	0077	219
Dodge RAM	1470	256
Dodge Ranger DKCF, DVC, WC	0486	230
Dodge Ranger KC, VC	0486	230
Dodge Ranger KCF, DKC	0486	230
Dodge T17	0392	226
Dynanty	0817	241
E Class 4 Cil 2.6L 2555cc 156cid	9307	279
Executive Limousine 4 Cil 2.6L 2555cc 156cid	9307	279
Executive Sedan 4 Cil 2.6L 2555cc 156cid	9307	279
Grand Caravan 3.0 i LE	0641	235
HY 40	1359	256
Imperial	0817	241
Jeep Cherokee	0801	241
Jeep Cherokee	0825	242
Jeep Cherokee Sport	0573	232
Journey L4 2.4L 2360cc 144cid	1771	268
LeBaron 4 Cil 2.6L 2555cc 156cid	9307	279
Liberty 2.4L	1538	258
Liberty 3.7L	1538	258
Neon	0852	242
Neon 2.0L (122) L4	1478	257
Neon 2.0L (122) L4 Plymouth	1478	257
Neon II 1.6 - 2.0 16V	1545	258
New Yorker	0817	241
New Yorker 4 Cil 2.6L 2555cc 156cid	9307	279
Omni	0339	225
PT Cruiser	0617	233
Saragata 3.0	0575	232
Saragata 3.0 3.0	0750	238
Sebring L4 2.4L 2360cc 144cid	1771	268
Shadow 2.5, 3.0 V6	0532	231
Spirit 2.5, 3.0 V6	0532	231
Spirit	0641	235
Stratus	0852	242
Stratus 2.0L (122) L4 Plymouth	1478	257

Chrysler	Nº ZEN	Pg.
Town	0817	241
Town E Country 4 Cil 2.6L 2555cc 156cid	9307	279
Voyager 2.5, 3.0 V6	0532	231
Voyager V6 3.0	0575	232
Voyager 2.5 e 3.0.	0641	235
Voyager 2.5 TD	0706	237
Voyager 3.3 V6	0750	238
Citroën	Nº ZEN	Pg.
AX	0482	229
Ax	0775	239
AX 1.4 diesel	0775	239
Ax	0976	247
Ax	1152	252
AX Sport	0775	239
Berlingo	0846	242
Berlingo	0976	247
Berlingo 1.8 D, 1.9 D e 2.0 HDi	1023	249
Berlingo 1.8, 1.8 d	1031	249
Berlingo 1.8, 1.8 d	1037	249
Berlingo 1.9 D	1576	259
Berlingo 2.0 HDi	1576	259
Berlingo	1752	267
Berlingo 1.6 HDi	1758	267
Berlingo 1.1, 1.4 e 1.6	1763	267
Berlingo 2.0	1774	268
Berlingo 1.6 HDi	1812	270
Berlingo	1822	270
Berlingo 1.1 - 1.6 HDi	1902	274
BX	0961	247
BX	1152	252
BX 14	0108	220
BX 16	1187	253
BX14	0482	229
BX14	0775	239
BX16	0482	229
BX16	0775	239
BX16	0926	245
BX17 Diesel	0800	240
BX19 Diesel	0800	240
C1 1.0	1545	258
C1 1.4 - 1.6 - 2.2 HDi	1902	274
C1 (PM, PN) Eng.1KRFE 1.0 50kw 1KRFE	1925	275
C1 1000, CFA, 1KRFE	1925	275
C1, C2, C3 1.4 Hdi e 1.6 Hdi	1812	270
C2	0458	229
C2 1.6 HDi	1758	267
C2 1.1, 1.4 e 1.6	1763	267
C2	1822	270
C2 1.4 - 1.6 - 2.2 HDi	1902	274
C22	0108	220
C25	0108	220
C25	1187	253
C3	0458	229
C3	0965	247
C3 1.1i, 1.4i, 1.6 16V	0976	247
C3	1752	267

Citroën	Nº ZEN	Pg.
C3	1755	267
C3 1.6 16V HDI	1758	267
C3 1.1, 1.4 e 1.6	1763	267
C3	1822	270
C3 1.4 - 1.6 - 2.2 HDi	1902	274
C4	1755	267
C4 1.6 HDI	1758	267
C4 1.6 16V Bio flex e 1.6 Hdi	1812	270
C4	1822	270
C4 1.4 - 1.6 - 2.2 HDi	1902	274
C4 Pallas	0806	241
C5 1.6 HDI	1758	267
C5 1.6 Hdi e 2.2 HDi	1812	270
C5	1822	270
C5 1.4 - 1.6 - 2.2 HDi	1902	274
Citroen BX 19 Diesel	0646	235
Congo	0846	242
CX 2.0	1187	253
CX Athena	0404	227
CX Reflex	0404	227
DS3	1822	270
Especial/Special	0189	222
Especial/Special	0574	232
Especial/Special	0647	235
Especial/Special	1056	250
Evasion 1.8, 2.0, 2.0 turbo	1031	249
Evasion 1.8, 2.0, 2.0 turbo	1037	249
Jumper 2.0	1031	249
Jumper 2.0	1037	249
Jumper 2.5 D-TD	1072	251
Jumper 1.9 D	1576	259
Jumper 2.0 HDi	1576	259
Jumper	1642	262
Jumper	1643	262
Jumper 2.8 HDi	1650	262
Jumper	1874	272
Jumper 2.5 TD TDi e 4X4	1903	274
Jumper 2.8 Hdi 4X4	1840	271
Jumpy 1.6 HDi	1902	274
LNA 11	0482	229
LNA II	0108	220
MOT	0775	239
Nemo 1.4 HDi	1902	274
Picasso 1.8 16V	1031	249
Picasso 1.8 16V, ZX 1.6, 1.8 16V, 1.9, 2.0i	1037	249
Picasso 1.6 16V Bio Flex e 1.6 Hdi	1812	270
Relay 2.8 HDi	1650	262
Saxo 1.0 / 1.4	0787	240
Saxo 1.0, 1.4	0976	247
Saxo 1.0, 1.1, 1.4 e 1.6	1763	267
Visa	0108	220
Visa 10	0482	229
Visa 11	0482	229
Visa 14 ZX 1.9i, 2.0i	0482	229
Visa 17 Diesel	0800	240
Visa II	0108	220
Xantia 1.6 / 1.8i / 2.0i 16V	0787	240

Citroën	Nº ZEN	Pg.
Xantia	0846	242
Xantia	0961	247
Xantia 1.6, 1.8 8V /16V, 2.0 8V/16V, 2.0 CT turbo, 2.0 HDI	1031	249
Xantia 1.6, 1.8 8V /16V, 2.0 8V/16V, 2.0 CT turbo, 2.0 HDI	1037	249
XM 2.0i	0787	240
XM	0961	247
XM 2.5 TD	1024	249
XM 2.1 diesel	1030	249
XM 2.1 turbo diesel	1030	249
XM 2.0 CT Turbo, 2.0,i	1031	249
XM 2.0 CT Turbo, 2.0,i	1037	249
XM 2.0i	0775	239
Xsara 1.8 / 2.0 16V	0787	240
Xsara 1.4i	0976	247
Xsara 1.8, 1.8 16V, 2.0 16V, 2.0 16V VTS	1031	249
Xsara 1.8, 1.8 16V, 2.0 16V, 2.0 16V VTS	1037	249
Xsara 1.4 e 1.6	1763	267
XSara	1822	270
Xsara 1.4 - 1.6 HDi	1902	274
Xsara Picasso 2.0 16V.	0976	247
Xsara Picasso	1752	267
Xsara Picasso 1.6 HDI	1758	267
Xsara Picasso 1.6	1763	267
Xsara Picasso 1.6 HDI	1812	270
Xsara Zx D	1074	251
XU10	0775	239
ZX 1.0 / 1.4 / 1.6 / 1.8 / 2.0 16V	0787	240
ZX	0961	247
ZX 1.0, 1.4	0976	247
ZX 1.6, 1.8 16V, 1.9, 2.0i	1031	249

Claas	Nº ZEN	Pg.
Consul Deutz F4L912	0308	224
Consul 3.8	1073	251
Corsar Deutz F4L912	0308	224
Cosmos Deutz F4L912	0308	224
Dominator 5.7	1073	251
Europa Deutz F4L912	0308	224
Máquina Scorpion 7030 Deutz TCD 2012 L04 2V 102HP	1751	267
Máquina Scorpion 7040 Deutz TCD 2012 L04 120HP	1751	267
Máquina Scorpion 7045 Deutz TCD 2012 L04 140HP	1751	267
Máquina Scorpion 7055 TCD 4,1 L4 115kW Tier 4i	1751	267
Máquina Scorpion 9040 Deutz TCD 2012 L04 140HP	1751	267
Máquina Scorpion 9055 TCD 4,1 L4	1751	267
Máquina Scorpion 6030 TD2011 L04 75kW	1751	267
Mercator Deutz F4L912	0308	224
Mercator 5.7	1073	251
Mercator 50 Deutz F4L912	0308	224
Mercator 60 Deutz F6L912	0308	224
Mercator 70 Deutz F6L912	0308	224
Mercator 75R Deutz F6L912	0308	224
Mercur Deutz F4L912	0308	224
Senator Deutz F6L912	0308	224

Clark	Nº ZEN	Pg.
1075 John Deere 4276	9459	279

Clark	Nº ZEN	Pg.
1080 J. Deere 4276	9459	279
2000 Perkins 2.5L	0649	235
641 Deutz F2L511	0649	235
741 Deutz F2L511	0649	235
843 Perkins 2.5L	0649	235
843B Isuzu Engines	0649	235
853 / 853H Isuzu Engines	0649	235
943 Perkins 4-236	0649	235
974 Perkins 4-236	0649	235
975 J. Deere 4276	9459	279
C20 Séries Continental Y112 Engine	0567	232
C25 Séries Continental Y112 Engine	0567	232
C30 Séries Continental F162 Engine	0567	232
C40 Séries Continental F162 Engine	0567	232
C50 Séries Continental F162 Engine	0567	232
C60 Séries Continental F209 Engine	0567	232
CF20 Séries Continental Y112 Engine	0567	232
CF25 Séries Continental Y112 Engine	0567	232
CF30 Séries Continental F162 Engine	0567	232
CF40 Séries Continental F162 Engine	0567	232
CF50 Séries Continental F162 Engine	0567	232
CFY60 Séries Continental F244 Engine	0567	232
CHY100 GM 6 cil	0073	219
CHY120 GM 6 cil	0073	219
CHY140 GM 6 cil	0073	219
CHY60 GM 6 cil	0073	219
CHY70 GM 6 cil	0073	219
CHY80 GM 6 cil	0073	219
CT20 Séries Continental F162 Engine	0567	232
CT30 Séries Continental F162 Engine	0567	232
CT40 Séries Continental F162 Engine	0567	232
CT50 Séries Continental F162 Engine	0567	232
CY20 Séries Continental F162 Engine	0567	232
CY30 Séries Continental F162 Engine	0567	232
CY40 Séries Continental F162 Engine	0567	232
CY60 Séries Continental F244 Engine	0567	232
Empilhadeira com motor Detroit D478	0093	219
Empilhadeira	0198	222
Empilhadeira	0906	244
Empilhadeira	1883	273
Empilhadeira 135	0024	217
Empilhadeira 155	0024	217
Empilhadeira 50	0024	217
Empilhadeira 60	0024	217
Empilhadeira C-300	0024	217
Empilhadeira C-500	0024	217
Empilhadeira CFY 40	0086	219
Empilhadeira CFY40 Willys 6 cil	0022	217
Empilhadeira CFY50 Willys 6 cil	0022	217
Empilhadeira CFY50	0086	219
Empilhadeira CG P 25 Com Arranque Adaptado	0893	244
Empilhadeira Clark CGP25	0596	233
Empilhadeira HY 40	0024	217
Empilhadeira Y110	0024	217
Empilhadeiras	9426	279
Especial/Special	0721	237
Especial/Special	1195	254

Clark	Nº ZEN	Pg.
Especial/Special	1196	254
Mini Carregadeira	1754	267
Mini Pá Carregadeira	0125	220
Motor PK4236 Pick Up	1359	256
Pá Carregadeira	0117	220
Pá Carregadeira Michigam 55A	0034	217
Pá Carregadeira Michigam 65R	0034	217
Pá Carregadeira Michigam 75III	0034	217
Pá Carregadeira Michigan 45C	0105	220
Pá Carregadeira Michigan 45C	1364	256
Pá Carregadeira Michigan 55A	0105	220
Pá Carregadeira Michigan 55A	1364	256
Pá Carregadeira Michigan 55C	0105	220
Pá Carregadeira Michigan 55C	1364	256
Pá Carregadeira Michigan 65R	0105	220
Pá Carregadeira Michigan 65R	1364	256
Pá Carregadeira Michigan 75A	0024	217
Pá Carregadeira Michigan 75A	1359	256
Pá Carregadeira Michigan 75II	0024	217
Pá Carregadeira Michigan 75II	1359	256
Pá Carregadeira Michigan 75III	0024	217
Pá Carregadeira Michigan 75III	0105	220
Pá Carregadeira Michigan 75III	1359	256
Pá Carregadeira Michigan 75III	1364	256
PK4236 Pick Up	0024	217
CNH	Nº ZEN	Pg.
F5C8 4Cil 3.2	1700	264
Cockshutt	Nº ZEN	Pg.
5542 Chrysler 8...383	0495	230
555 Chrysler 383 Engine	0495	230
Crysler	Nº ZEN	Pg.
300 V8 7.2L 440cid	0495	230
300 V8 7.2L 7211cc 440cid	0495	230
300 V8 7.2L 7212cc 440cid	0495	230
Cordoba L6 3.7L 3687cc 225cid	0495	230
Cordoba V8 5.2L 318cid	0495	230
Cordoba V8 5.9L 360cid	0495	230
Cordoba V8 6.6L 400cid	0495	230
Daytona 3.0	1201	254
Dodge Chrysler	0050	218
Fifth Avenue L6 3.7L 3687cc 225cid	0495	230
Fifth Avenue V8 5.2L 318cid	0495	230
Fifty Avenue Lebaron	1201	254
Imperial V8 5.2L 318cid	0495	230
Imperial V8 7.2L 440cid	0495	230
Imperial V8 7.2L 7211cc 440cid	0495	230
Imperial V8 7.2L 7212cc 440cid	0495	230
LeBaron L6 3.7L 3687cc 225cid	0495	230
LeBaron V8 5.2L 318cid	0495	230
LeBaron V8 5.9L 360cid	0495	230
New Yorker L6 3.7L 3687cc 225cid	0495	230
New Yorker V8 5.2L 318cid	0495	230
New Yorker V8 5.9L 360cid	0495	230
New Yorker V8 6.6L 400cid	0495	230
New Yorker V8 6.6L 6555cc 400cid	0495	230

Crysler	Nº ZEN	Pg.
New Yorker V8 7.2L 440cid	0495	230
New Yorker V8 7.2L 7211cc 440cid	0495	230
New Yorker V8 7.2L 7212cc 440cid	0495	230
Newport L6 3.7L 3687cc 225cid	0495	230
Newport V8 5.2L 318cid	0495	230
Newport V8 5.9L 360cid	0495	230
Newport V8 5.9L 5899cc 360cid	0495	230
Newport V8 5.9L 5900cc 360cid	0495	230
Newport V8 6.3L 383cid	0495	230
Newport V8 6.3L 6286cc 383cid	0495	230
Newport V8 6.6L 400cid	0495	230
Newport V8 6.6L 6555cc 400cid	0495	230
Newport V8 7.2L 440cid	0495	230
Newport V8 7.2L 7211cc 440cid	0495	230
Newport V8 7.2L 7212cc 440cid	0495	230
Saragata 3.0	1201	254
Town Country L6 3.7L 3687cc 225cid	0495	230
Town Country V8 5.9L 360cid	0495	230
Town Country V8 6.3L 383cid	0495	230
Town Country V8 6.3L 6286cc 383cid	0495	230
Town Country V8 6.6L 400cid	0495	230
Town Country V8 6.6L 6555cc 400cid	0495	230
Town Country V8 6.6L 6556cc 400cid	0495	230
Town Country V8 7.2L 440cid	0495	230
Town Country V8 7.2L 7211cc 440cid	0495	230
Town Country V8 7.2L 7212cc 440cid	0495	230
Voyager 3.0 V6	1201	254

Crystal Tractor	Nº ZEN	Pg.
Orion 16 Sisu Diesel	1698	264

Cub Cadet	Nº ZEN	Pg.
KH 2509809S	1880	273

Cummins	Nº ZEN	Pg.
4 BT / 6BT vehicles	0591	232
B6	12682	285
BT5. 9L	12682	285
C 6ct 83	1603	260
C 6cta 83	1603	260
Chassi p/ ônibus UC210	0133	220
Chassi p/ ônibus RC210	0089	278
Chassi p/ ônibus RC210	0122	284
Chassi p/ ônibus RC210	0133	220
Chassi p/ ônibus UC210	0089	278
Chassi p/ ônibus UC210	0122	284
Empilhadeira Case 42MT 12/24V	0117	220
Especial/Special 10D	0497	230
Especial/Special	0722	237
Especial/Special	1194	254
Especial/Special	1785	268
Especial/Special	9302	279
Geradores Cummins C350 D6, C400 D6 com motor Cummins NTA855	1811	270
Geradores Cummins C350 D6, C400 D6 com motor Cummins NTA855	13117	282
Motor 8.3	1648	262
Motor 6C	0122	284

Cummins	Nº ZEN	Pg.
Motor 250 Super	0088	278
Motor 250 Super	0122	284
Motor 250 Super	0133	220
Motor 6C 8.3 Its	0089	278
Motor 6C	0133	220
Motor 6CT 8.3 Its	0089	278
Motor 6CT	0122	284
Motor 6CT	0133	220
Motor 6CTA 8.3 Its	0089	278
Motor 6CTA	0122	284
Motor 6CTA	0133	220
Motor Cummins 42 MT 12/14V	0110	220
Motor Cummins 42 MT 12/14V	9074	279
Motor N	0088	278
Motor N855	0088	278
Motor N855	0122	284
Motor N855	0133	220
Motor NT	0088	278
Motor NTA	0088	278
Motor NTA855	0088	278
Motor Serie C	0622	234
Motor Serie C	1190	254
Motores	0970	247
Motores	1828	271
Motores	12684	285
Motores B / 4BT / 6BT / 6BTAA	12688	285
Motores C e ISC de 8,3 litros	1809	269
Motores C e ISC de 8,3 litros	13130	282
Motores Cummins Série B	12686	285
Motores N	0122	284
Motores NT	0122	284
Motores NTA	0122	284
Motores NTA855	0122	284
Motores Séries 6BT (Dianteiro)	12682	285

Dacia	Nº ZEN	Pg.
ARO	0244	223
Duster 1.5	1774	268
Logan 1.4 - 1.6 - 16V	1064	250
Logan	1756	267
Logan 1.5	1774	268
Logan 1.4, 1.6, 16V	1801	269
Logan Express	1756	267
Logan MCV	1756	267
Logan Pick Up	1756	267
Sandero 1.5	1774	268
Sandero 1.4, 1.6	1801	269

Daewoo	Nº ZEN	Pg.
Cielo	0770	239
Damas	1620	261
Empilhadeira	0906	244
Espero GM	0770	239
Espero CD	0770	239
Lanos 1.3 - 1.5	0752	238
Le Mans 1.5 - 1.6	0752	238
Matiz	1704	265
Musso 2.3	1619	261

Daewoo	Nº ZEN	Pg.
Nexia 1.5 -1.6	0752	238
Racer	0752	238
Racer	0770	239
Tico	1048	250

Daf	Nº ZEN	Pg.
95310	0087	278
95330	0087	278
95350	0087	278
95360	0087	278
95380	0087	278
95400	0087	278
95430	0087	278
F2800	1181	278
F3200	1181	278

Daihatsu	Nº ZEN	Pg.
Charade 1000	1895	274
Charade L3 1.0L 993cc 61cid	1895	274
Charmant	0140	221
Charmant 1.3, 1.4, 1.6	0184	221
Charmant 1300	0809	241
Delta	0140	221
Delta	0184	221
Delta 1.5, 2.0	0327	225
Domino 850	1895	274
Especial/Special	0341	225
Feroza 4x4	0830	242
Light Trucks 2.5L DSL	1827	270
Light Trucks 2.8L DSL 6T - 6.9T	1827	270
Move 847	1895	274
Rocky 1.6	0327	225
Rocky F80	0947	246
Rocky F80	1722	266
Taft 1.6	0327	225
Terios	0808	241
Wildcat 1.6	0327	225

Daimler	Nº ZEN	Pg.
Limousine	0412	227
Sovereign	0412	227

Datsun	Nº ZEN	Pg.
280 ZX	0340	225
Especial/Special Diesel	0448	228
Especial/Special	0831	242

David Brown	Nº ZEN	Pg.
120 4 Cil 219 Diesel	0411	227
1200 4 Cil 219 Diesel	0411	227
1210 4 Cil 219 Diesel	0411	227
1212 4 Cil 219 Diesel	0411	227
12121 4 Cil 219 Diesel	0411	227
580 770 880 990 1190 1212	0507	230
770 3 146 Diesel	0411	227
780 Diesel Engines	0411	227
780 3 146 Diesel	0411	227
781 3 146 Diesel	0411	227
880 3 Cil 154 Diesel	0411	227

David Brown	Nº ZEN	Pg.
885 3 Cil 164 Diesel	0411	227
990 4 Cil 186 Diesel	0411	227
991 4 Cil 186 Diesel	0411	227
995 4 Cil 219 Diesel	0411	227
996 4 Cil 219 Diesel	0411	227
Tractor Farm 120 4 Cil 219 Diesel	0507	230
Tractor Farm 1200 4 Cil 219 Diesel	0507	230
Tractor Farm 121 4 Cil 219 Diesel	0507	230
Tractor Farm 1210 4 Cil 219 Diesel	0507	230
Tractor Farm 1212 4 Cil 219 Diesel	0507	230
Tractor Farm 990 4 Cil 186 Diesel	0507	230
Tractor Farm 991 4 Cil 186 Diesel	0507	230
Tractor Farm 995 4 Cil 219 Diesel	0507	230
Tractor Farm 996 4 Cil 219 Diesel	0507	230

Denso	Nº ZEN	Pg.
Motores P8 PLGR 24V 13T	1948	276

Detroit	Nº ZEN	Pg.
Caminhão GM com Motor 4.53	0051	218
Caminhão GM com motor 4.53	0114	220
Caminhão GM com Motor 4.53	0566	232
Estacionários	0721	237
Pá Carregadeira Case com Motor 4.53	0051	218
Pá Carregadeira Case com Motor 4.53	0566	232

Deutz	Nº ZEN	Pg.
Allis	0651	235
Allis 12/24V	1195	254
Atlas Copco compressor	0059	218
Caminhões	0378	226
Engine Marine Various Models F2L511 1.7L 1650cc	0417	227
Especial/Special	0438	228
Especial/Special	0440	228
F1L210 (.7L - 673cc)	0638	234
F3L911 2.5L 2460cc	0308	224
F4L911 3.3L 3280cc	0308	224
F4L912 3.8L 3770cc	0308	224
F4L913	0603	233
F5L913	0603	233
F6913	0603	233
L3 670 Diesel	0607	233
M3 670 Diesel	0607	233
Motores 8 cil	0101	219
R5	0607	233
R6	0607	233
Trator 100S	0105	220
Trator 120S	0105	220
Trator 4.190	0105	220
Trator 80S	0105	220
Trator 9170 6-584 Diesel	0888	243
Trator 9190 6-584 Diesel	0888	243
Trator AX 4.100	0105	220
Trator Demisa DM55	0059	218
Trator Demisa DM65	0059	218
Tratores	0378	226
Tratores	1828	271
Tratores K410, K420, K430, K610 Deutz TCD2012 L04	1751	267

Deutz	Nº ZEN	Pg.
Tratores M600, M610, M620 Deutz 2012 L06 2V	1751	267
Tratores M640, M650 Deutz 2012 L06 4V	1751	267
Dímex	Nº ZEN	Pg.
Ônibus	12686	285
Dodge	Nº ZEN	Pg.
1500	0609	233
330 V8 4.5L 4473cc 273cid	0495	230
330 V8 5.2L 5212cc 318cid	0495	230
400 4 Cil 2.6L 2555cc 156cid	9307	279
440 V8 4.5L 4473cc 273cid	0495	230
440 V8 5.2L 5212cc 318cid	0495	230
600 4 Cil 2.6L 2555cc 156cid	9307	279
880 V8 4.5L 4473cc 273cid	0495	230
880 V8 5.2L 5212cc 318cid	0495	230
950	0480	229
Aries 4 Cil 2.6L 2555cc 156cid	9307	279
Aspen L6 3.7L 3687cc 225cid	0495	230
Aspen V8 5.2L 318cid	0495	230
B150 V6 3.9L 3906cc 239cid	0816	241
B150 V8 5.2L 5211cc 318cid	0816	241
B1500 V6 3.9L 3906cc 239cid	0816	241
B1500 V8 5.2L 5211cc 318cid	0816	241
B250 V6 3.9L 3906cc 239cid	0816	241
B250 V8 5.2L 5211cc 318cid	0816	241
B250 V8 5.9L 360cid	0816	241
B2500 V6 3.9L 3906cc 239cid	0816	241
B2500 V8 5.2L 5211cc 318cid	0816	241
B2500 V8 5.9L 360cid	0816	241
B350 V8 5.2L 5211cc 318cid	0816	241
B350 V8 5.9L 360cid	0816	241
B3500 V8 5.2L 5211cc 318cid	0816	241
B3500 V8 5.9L 360cid	0816	241
Caminhão	0486	230
Caravan 4 Cil 2.6L 2555cc 156cid	9307	279
Challenger L6 3.7L 225cid	0495	230
Challenger L6 3.7L 3687cc 225cid	0495	230
Challenger V8 5.2L 318cid	0495	230
Challenger V8 5.2L 5212cc 318cid	0495	230
Charger L6 3.7L 225cid	0495	230
Charger L6 3.7L 3687cc 225cid	0495	230
Charger V8 5.2L 318cid	0495	230
Charger V8 5.2L 5212cc 318cid	0495	230
Coronado	0050	218
Coronet L6 3.7L 225cid	0495	230
Coronet L6 3.7L 3687cc 225cid	0495	230
Coronet V8 5.2L 318cid	0495	230
Coronet V8 5.2L 5212cc 318cid	0495	230
Custom V8 4.5L 4473cc 273cid	0495	230
Custom V8 5.2L 5212cc 318cid	0495	230
D100 V8 5.9L 360cid	0495	230
D100 V8 6.6L 400cid	0495	230
D100 V8 7.2L 440cid	0495	230
D100 Pick Up V8 5.9L 360cid	0495	230
D100 Pick Up V8 5.9L 5899cc 360cid	0495	230
D100 Pick Up V8 5.9L 5900cc 360cid	0495	230
D100 Pick Up V8 6.3L 383cid	0495	230

Dodge	Nº ZEN	Pg.
D100 Pick Up V8 6.3L 6286cc 383cid	0495	230
D100 Pick Up V8 6.6L 400cid	0495	230
D100 Pick Up V8 6.6L 6555cc 400cid	0495	230
D100 Pick Up V8 6.6L 6556cc 400cid	0495	230
D100 Pick Up V8 7.2L 440cid	0495	230
D100 Pick Up V8 7.2L 7211cc 440cid	0495	230
D100 Pick Up V8 7.2L 7212cc 440cid	0495	230
D100 Séries V8 6.3L 6286cc 383cid	0495	230
D150 V8 5.9L 360cid	0495	230
D150 V8 6.6L 400cid	0495	230
D150 V8 7.2L 440cid	0495	230
D150 V6 3.9L 3906cc 239cid	0816	241
D150 V8 5.2L 5211cc 318cid	0816	241
D150 V8 5.9L 360cid	0816	241
D200 V8 5.9L 360cid	0495	230
D200 V8 6.6L 400cid	0495	230
D200 V8 7.2L 440cid	0495	230
D200 Pick Up V8 5.9L 360cid	0495	230
D200 Pick Up V8 5.9L 5899cc 360cid	0495	230
D200 Pick Up V8 5.9L 5900cc 360cid	0495	230
D200 Pick Up V8 6.3L 383cid	0495	230
D200 Pick Up V8 6.3L 6286cc 383cid	0495	230
D200 Pick Up V8 6.6L 400cid	0495	230
D200 Pick Up V8 6.6L 6555cc 400cid	0495	230
D200 Pick Up V8 6.6L 6556cc 400cid	0495	230
D200 Pick Up V8 7.2L 440cid	0495	230
D200 Pick Up V8 7.2L 7211cc 440cid	0495	230
D200 Pick Up V8 7.2L 7212cc 440cid	0495	230
D200 Séries V8 6.3L 6286cc 383cid	0495	230
D250 V8 5.9L 360cid	0495	230
D250 V6 3.9L 3906cc 239cid	0816	241
D250 V8 5.2L 5211cc 318cid	0816	241
D250 V8 5.9L 360cid	0816	241
D300 V8 5.9L 360cid	0495	230
D300 V8 6.6L 400cid	0495	230
D300 V8 7.2L 440cid	0495	230
D300 Pick Up V8 5.9L 360cid	0495	230
D300 Pick Up V8 5.9L 5899cc 360cid	0495	230
D300 Pick Up V8 5.9L 5900cc 360cid	0495	230
D300 Pick Up V8 6.3L 383cid	0495	230
D300 Pick Up V8 6.3L 6286cc 383cid	0495	230
D300 Pick Up V8 6.6L 400cid	0495	230
D300 Pick Up V8 6.6L 6555cc 400cid	0495	230
D300 Pick Up V8 6.6L 6556cc 400cid	0495	230
D300 Pick Up V8 7.2L 440cid	0495	230
D300 Pick Up V8 7.2L 7211cc 440cid	0495	230
D300 Pick Up V8 7.2L 7212cc 440cid	0495	230
D300 Séries V8 6.3L 6286cc 383cid	0495	230
D350 V8 5.9L 360cid	0495	230
D350 V8 5.9L 360cid	0816	241
D400 V8 5.9L 360cid	0495	230
D400 V8 7.2L 440cid	0495	230
D450 V8 5.9L 360cid	0495	230
D450 V8 7.2L 440cid	0495	230
Dakota V6 3.9L 3906cc 239cid	0816	241
Dakota V8 5.2L 5211cc 318cid	0816	241
Dart L6 3.2L 198cid	0495	230

Dodge	Nº ZEN	Pg.
Dart L6 3.2L 3254cc 198cid	0495	230
Dart L6 3.7L 3687cc 225cid	0495	230
Dart V8 4.5L 273cid	0495	230
Dart V8 4.5L 4473cc 273cid	0495	230
Dart V8 5.2L 318cid	0495	230
Dart V8 5.2L 5212cc 318cid	0495	230
Dart V8 5.6L 340cid	0495	230
Dart V8 5.6L 5572cc 340cid	0495	230
Diplomat L6 3.7L 3687cc 225cid	0495	230
Diplomat V8 5.2L 318cid	0495	230
Diplomat V8 5.2L 5211cc 318cid	0495	230
Dodge 1500	0463	229
Dodge 1500 1.8	0714	237
Especial/Special	9302	279
GTX	0050	218
Intrepid 3.3L	9492	279
Journey 2.0	1899	274
Magnum V8 5.2L 318cid	0495	230
Mini Ram 4 Cil 2.6L 2555cc 156cid VIN G	9307	279
Mirada L6 3.7L 3687cc 225cid	0495	230
Mirada V8 5.2L 318cid	0495	230
Monaco L6 3.7L 3687cc 225cid	0495	230
Monaco V8 5.2L 318cid	0495	230
Monaco V8 5.2L 5212cc 318cid	0495	230
P200 L6 3.7L 3687cc 225cid	0495	230
P300 L6 3.7L 3687cc 225cid	0495	230
P300 V8 5.9L 360cid	0495	230
Pick Up Durango 4x4	0714	237
Polara	0050	218
Polara L6 3.7L 225cid	0495	230
Polara L6 3.7L 3687cc 225cid	0495	230
Polara V8 4.5L 4473cc 273cid	0495	230
Polara V8 5.2L 318cid	0495	230
Polara V8 5.2L 5212cc 318cid	0495	230
Ram 1500 V6 3.9L 3906cc 239cid	0816	241
Ram 1500 V8 5.2L 5211cc 318cid	0816	241
Ram 1500 V8 5.9L 360cid	0816	241
Ram 2500 V8 5.2L 5211cc 318cid	0816	241
Ram 2500 V8 5.9L 360cid	0816	241
Ram 2500 V10 8.0L 7990cc 488cid	1212	255
Ram 2500 10 Cil 8.0L 7990cc 488cid	9632	280
Ram 3500 V8 5.9L 360cid	0816	241
Ram 3500 V10 8.0L 7990cc 488cid	1212	255
Ram 3500 10 Cil 8.0L 7990cc 488cid	9632	280
Ram 4000 8 cil. 5.9L 360cid	0816	241
Ramcharger V8 5.9L 360cid	0495	230
Ramcharger V8 5.9L 5899cc 360cid	0495	230
Ramcharger V8 6.6L 400cid	0495	230
Ramcharger V8 6.6L 6555cc 400cid	0495	230
Ramcharger V8 6.6L 6556cc 400cid	0495	230
Ramcharger V8 7.2L 440cid	0495	230
Ramcharger V8 7.2L 7211cc 440cid	0495	230
Ramcharger V8 7.2L 7212cc 440cid	0495	230
Ramcharger V8 5.2L 5211cc 318cid	0816	241
Ramcharger V8 5.9L 360cid	0816	241
Royal Mini Ram 4 Cil 2.6L 2555cc 156cid	9307	279
Royal Monaco V8 5.2L 318cid	0495	230

Dodge	Nº ZEN	Pg.
St. Regis L6 3.7L 3687cc 225cid	0495	230
St. Regis V8 5.2L 318cid	0495	230
Todos os modelos Chrysler 5.9L(360) V8	0495	230
Todos os modelos Chrysler 6.3L(383) V8	0495	230
Todos os modelos Chrysler 6.6L(400) V8	0495	230
Todos os modelos Chrysler 6.8L(413) V8	0495	230
Todos os modelos Chrysler 7.2L(440) V8	0495	230
Trucks S Séries	0419	227
Van A100 V8 5.2L 5212cc 318cid	0495	230
Van B100 L6 3.7L 3687cc 225cid	0495	230
Van B100 V8 5.2L 5211cc 318cid	0495	230
Van B100 Van L6 3.2L 198cid	0495	230
Van B100 Van L6 3.2L 3254cc 198cid	0495	230
Van B100 Van L6 3.7L 225cid	0495	230
Van B100 Van L6 3.7L 3687cc 225cid	0495	230
Van B100 Van V8 5.2L 318cid	0495	230
Van B100 Van V8 5.2L 5212cc 318cid	0495	230
Van B150 L6 3.7L 3687cc 225cid	0495	230
Van B150 V8 5.2L 5211cc 318cid	0495	230
Van B200 L6 3.7L 225cid	0495	230
Van B200 L6 3.7L 3687cc 225cid	0495	230
Van B200 V8 5.2L 5211cc 318cid	0495	230
Van B200 Van L6 3.2L 198cid	0495	230
Van B200 Van L6 3.2L 3254cc 198cid	0495	230
Van B200 Van L6 3.7L 225cid	0495	230
Van B200 Van L6 3.7L 3687cc 225cid	0495	230
Van B200 Van V8 5.2L 318cid	0495	230
Van B200 Van V8 5.2L 5212cc 318cid	0495	230
Van B250 L6 3.7L 3687cc 225cid	0495	230
Van B250 V8 5.2L 5211cc 318cid	0495	230
Van B300 L6 3.7L 225cid	0495	230
Van B300 L6 3.7L 3687cc 225cid	0495	230
Van B300 V8 5.2L 5211cc 318cid	0495	230
Van B300 Van L6 3.7L 225cid	0495	230
Van B300 Van L6 3.7L 3687cc 225cid	0495	230
Van B300 Van V8 5.2L 318cid	0495	230
Van B300 Van V8 5.2L 5212cc 318cid	0495	230
Van B350 V8 5.2L 5211cc 318cid	0495	230
W100 V8 5.9L 360cid	0495	230
W150 V6 3.9L 3906cc 239cid	0816	241
W150 V8 5.2L 5211cc 318cid	0816	241
W150 V8 5.9L 360cid	0816	241
W250 V8 5.2L 5211cc 318cid	0816	241
W250 V8 5.9L 360cid	0816	241
W350 V8 5.9L 360cid	0816	241

Dodge Truck	Nº ZEN	Pg.
A100 Truck V8 5.2L 318cid	0495	230
CB300 V8 5.9L 360cid VIN K	0495	230
CB300 V8 5.9L 360cid VIN T	0495	230
Compass L4 2.0L 1998cc 122cid	1771	268
Compass L4 2.0L 1998cc 122cid VIN A	1771	268
Compass L4 2.4L 2360cc 144cid	1771	268
D100 L6 3.7L 3687cc 225cid	0495	230
D100 V8 5.2L 5211cc 318cid	0495	230
D100 Pick Up L6 3.7L 3687cc 225cid	0495	230
D100 Pick Up V8 5.2L 318cid	0495	230

Dodge Truck	Nº ZEN	Pg.
D100 Pick Up V8 5.2L 5212cc 318cid	0495	230
D150 L6 3.7L 3687cc 225cid	0495	230
D150 V8 5.2L 5211cc 318cid	0495	230
D200 L6 3.7L 3687cc 225cid	0495	230
D200 V8 5.2L 5211cc 318cid	0495	230
D200 Pick Up L6 3.7L 3687cc 225cid	0495	230
D200 Pick Up V8 5.2L 318cid	0495	230
D200 Pick Up V8 5.2L 5212cc 318cid	0495	230
D250 L6 3.7L 3687cc 225cid	0495	230
D250 V8 5.2L 5211cc 318cid	0495	230
D300 L6 3.7L 3687cc 225cid	0495	230
D300 V8 5.2L 5211cc 318cid	0495	230
D300 Pick Up L6 3.7L 3687cc 225cid	0495	230
D300 Pick Up V8 5.2L 318cid	0495	230
D300 Pick Up V8 5.2L 5212cc 318cid	0495	230
D350 V8 5.2L 5211cc 318cid	0495	230
Dakota V6 3.9L 3906cc 239cid	0495	230
Journey L4 2.4L 2360cc 144cid VIN B	1771	268
Ramcharger L6 3.7L 3687cc 225cid	0495	230
Ramcharger V8 5.2L 318cid	0495	230
Ramcharger V8 5.2L 5211cc 318cid	0495	230
Ramcharger V8 5.2L 5212cc 318cid	0495	230
W100 L6 3.7L 3687cc 225cid	0495	230
W100 V8 5.2L 5211cc 318cid	0495	230
W100 Pick Up L6 3.7L 3687cc 225cid	0495	230
W100 Pick Up V8 5.2L 318cid	0495	230
W100 Pick Up V8 5.2L 5212cc 318cid	0495	230
W150 L6 3.7L 3687cc 225cid	0495	230
W150 V8 5.2L 5211cc 318cid	0495	230
W200 L6 3.7L 3687cc 225cid	0495	230
W200 V8 5.2L 318cid	0495	230
W200 V8 5.2L 5211cc 318cid	0495	230
W200 Pick Up L6 3.7L 3687cc 225cid	0495	230
W200 Pick Up V8 5.2L 318cid	0495	230
W200 Pick Up V8 5.2L 5212cc 318cid	0495	230
W250 V8 5.2L 5211cc 318cid	0495	230
W300 L6 3.7L 3687cc 225cid	0495	230
W300 V8 5.2L 5211cc 318cid	0495	230
W300 Pick Up L6 3.7L 3687cc 225cid	0495	230
W300 Pick Up V8 5.2L 318cid	0495	230
W300 Pick Up V8 5.2L 5212cc 318cid	0495	230
W350 V8 5.2L 5211cc 318cid	0495	230
DongFeng	Nº ZEN	Pg.
Caminhões	1819	270
Eagle	Nº ZEN	Pg.
Vision 3.3L	9492	279
Effa Motors	Nº ZEN	Pg.
Hafei	0686	236
Towner Junior	0686	236
Eicher	Nº ZEN	Pg.
Especial/Special	1076	251
Escort Tractor	Nº ZEN	Pg.
Especial/Special	1502	257

Especial/Special	Nº ZEN	Pg.
Cooplantio	1733	266
Especial	1574	259
Especial/Special	1570	259
Estate	1518	258
Jeep (Company MM) MDI 3000	1615	261
Jumps Auto	1772	268
Jumps Auto	1786	268
Maruti	1797	269
Motocicletas	0818	241
Motocicletas	0947	246
Motocicletas	1722	266
Motor de Popa	1656	262
Motor de Popa	1673	263
Motores ZM	1729	266
Retroescavadeira Chinesa	1711	265
Safari	1518	258
T 206	1518	258
Esttem	Nº ZEN	Pg.
MPF	1509	257
Falr	Nº ZEN	Pg.
742 9D - 130	1827	270
M1620H	0087	278
Farymann	Nº ZEN	Pg.
D 40 - E 40	0638	234
Marine 36A 0.6L Diesel	0781	240
Marine 36E 0.6L Diesel	0781	240
Marine 41A 0.7L Diesel	0781	240
Marine 41E 0.7L Diesel	0781	240
Fendt	Nº ZEN	Pg.
Especial/Special	1076	251
Fiat	Nº ZEN	Pg.
1.9 JTD MJ	1752	267
110 NC OM-8360.04.200 6.9L	1059	250
1100D 217D	0533	231
1100T	0713	237
1100TD	0120	220
1100TN	0953	246
124	0120	220
124 Special	0120	220
124 Special 1.4 e 0.6	0213	222
125	0713	237
125 Polonês	0533	231
125 Special	0213	222
127 1.3D	0060	218
127 0.9, 1.05, 1.3	0120	220
127 0.9	0408	227
127 1.05	0408	227
127	1024	249
127 Brasile Diesel	0394	226
127 Sport 1.3	0408	227
128	0120	220
128 com motor 1100 e 1300	0183	221
128 1.1 e 1.3	0325	225
128 Super Europa	0743	238

Fiat	Nº ZEN	Pg.
129.16 8360.05.B 8.1L	1059	250
13.304F	0087	278
130	0213	222
130 CP3 7.4L	1059	250
130 NC OM-8360.04.300 6.9L	1059	250
130 NC,NR,NT20 8220.02 9.6L	1059	250
130 NC14, NT14 OM-8360.04.200 6.9L	1059	250
130 Super	0389	226
1300	0533	231
1300	0713	237
1300S	0367	226
130NC	0367	226
130NR	0367	226
130NT	0367	226
131 1.3	0120	220
131 1.6 e 1.8	0213	222
131 2.0	0394	226
131	0407	227
131 2.0, 2.5 diesel	0601	233
131 Mirafiori 1.3	0325	225
131D 2.0 e 2.5	0291	223
132 1.6, 1.8 e 0.2	0213	222
132 2.0	0394	226
132	0407	227
132 2.0, 2.5 diesel	0601	233
132D 2.0 e 2.5	0291	223
133	0769	239
133L	0769	239
141	0120	220
147	0060	218
147	0111	220
147	0743	238
147 1.1 e 1.3	0965	247
147 Brio, SPR, SPT	0743	238
150 NC,NT20 8220.02 9.6L	1059	250
150 NC17 OM-8360.03 8.1L	1059	250
1500	0533	231
1500	0713	237
1500L	0533	231
150NC	0367	226
150NR	0367	226
150NT	0367	226
159	0087	278
159 17 OM-8360.05.254 8.1L	1059	250
159NC	0367	226
159NR	0367	226
159NT	0367	226
160 26 8210.02.020 13,8L	1059	250
1600S	0533	231
180	0078	278
1800	0533	231
1800	0713	237
1800B	0533	231
190 F20-190 (Unic V 85 S)	0087	278
190PAC20	0087	278
210	0078	278
217N	0953	246

Fiat	Nº ZEN	Pg.
2300	0533	231
2300	0713	237
238	0120	220
238 1.8	0407	227
241T	0120	220
241TN	0291	223
241TN	0310	224
260	0087	278
260 (Unic V 85 S)	0087	278
26304DFS	0087	278
30.304DFSA	0087	278
332	0953	246
352	0953	246
40NC	0291	223
440	1624	261
450	0310	224
450	1624	261
450DT	0310	224
455	1624	261
465C	0291	223
466DT	0291	223
480DT	0291	223
50	1624	261
50 F10 OM-8340.04.250 4,6L	1059	250
500	0291	223
500	0310	224
500	0806	241
500	1752	267
500 1.4 Fire	1755	267
500 0.9 Start/Stop	1908	274
500 1.3 D Multijet Start/Stop	1908	274
500 C 0.9 Start/Stop	1908	274
500 C 1.3 D Multijet Start/Stop	1908	274
500 L 0.9 Natural Power Start/Stop	1908	274
500 (Cinquecento) 704, 903	0786	240
500DT	0291	223
500DT	0310	224
500DT	0768	239
500F	0768	239
500I	0768	239
500R	0768	239
505	0291	223
505C	0291	223
505S	0291	223
50F8	0291	223
50NC	0291	223
540	0291	223
540	0310	224
540 DT 8035.02.302 2,6L	1059	250
540DT	0291	223
540DT	0310	224
55 F9 8340.04. 4,6L	1059	250
55F8	0291	223
55NC	0291	223
565C	0291	223
566DT	0291	223
570	0291	223

Fiat	Nº ZEN	Pg.
570DT	0291	223
580	0291	223
580DT	0291	223
60	1624	261
60 F10 OM-8340.04.250 4,6L	1059	250
600	0453	229
600	0744	238
600	0769	239
60F8	0291	223
615N e 615N1	0953	246
616	0953	246
616N3	0310	224
616N3 4	0291	223
616N3,4	0310	224
625N3	0310	224
625N3P	0291	223
65	1624	261
65 F10 OM-8340.04.200 4,6L	1059	250
65NC10	0367	226
70	1624	261
70 F10 8340.04.250 4,6L	1059	250
70NC10	0367	226
75 F10 8340.04 4,6L	1059	250
75NC10	0367	226
79 F10 OM-8340.04.200, 250 4,6L	1059	250
80	1624	261
85	1624	261
850	0367	226
880	0367	226
880DT	0367	226
Abarth Rally	0213	222
Allis	0561	232
Argenta 2.0	0111	220
Argenta 2.5	0291	223
Argenta 1.6	0389	226
Argenta 2.5	0407	227
Argenta 2.5 diesel	0601	233
Argenta 2.5	0875	243
Argo 1.0 e 1.3 Start/Stop	1938	276
Argo 1.8 Start/Stop	1939	276
Barchetta 1.8 16V	1927	275
BI20 25 30 C	0291	223
BIM20 25	0291	223
Brava	0213	222
Brava 1.8 HGT	0998	248
Brava 1.9 JTD	1033	249
Brava 1.6	1169	253
Brava 1.6 16V	1561	259
Brava 1.9 TD	1630	261
Brava 131	0389	226
Bravo 1.6	1169	253
Bravo 1.9 TD	1630	261
Bravo E-Torq 1.6 e 1.8 16v	1685	264
Bravo 1.6 Multijet	1899	274
Bravo 2.0 Multijet	1899	274
Bravo II 1.4	1779	268
Caminhão 190	0133	220

Fiat	Nº ZEN	Pg.
Caminhão 190T	0133	220
Caminhão 210	0133	220
Caminhão 640	0648	235
Caminhão 1180	0648	235
Caminhão 1280	0648	235
Caminhão 130	0092	219
Caminhão 130NC	0087	278
Caminhão 1380	0648	235
Caminhão 150NC	0087	278
Caminhão 1580	0648	235
Caminhão 160	0092	219
Caminhão 180	0122	284
Caminhão 180	0133	220
Caminhão 1880	0648	235
Caminhão 190	0087	278
Caminhão 190	0122	284
Caminhão 190T	0122	284
Caminhão 210	0122	284
Caminhão 570	0648	235
Caminhão 580	0648	235
Caminhão 605	0648	235
Caminhão 666	0648	235
Caminhão 670	0648	235
Caminhão 680	0648	235
Caminhão 70	0092	219
Caminhão 765	0648	235
Caminhão 766	0648	235
Caminhão 780	0648	235
Caminhão 855	0648	235
Caminhão 880.15	0648	235
Caminhão 955	0648	235
Caminhão 980	0648	235
Caminhão FNM D11000	0121	284
Caminhão FNM D11000	0201	284
Caminhão FNM D9500	0036	278
Caminhão FNM D9500	0121	284
Caminhão FNM D9500	0201	284
Campagnola diesel	0291	223
Campagnola	0407	227
Campagnola 1107 A	0213	222
Campagnola AD	0213	222
Campagnola JD	0213	222
Campagnolo Diesel	0953	246
CHT Turbo 2.0	0394	226
Coupe	0713	237
Croma 1.6	0389	226
Croma 2.2 16V	0756	238
Croma 2.5 Turbo	0875	243
Croma 2000	0394	226
Croma D e TD	1104	251
DI12 15	0291	223
Dino	0213	222
Doblo	0837	242
Doblo 1.6 16V	0976	247
Doblo 1.9	1033	249
Doblo	1666	262
Doblo E-Torq 1.6 e 1.8 16v	1685	264

Fiat	Nº ZEN	Pg.
Doblo 1.3	1752	267
Doblo 1.3 Fire	1755	267
Doblo 1.4 Fire	1755	267
Doblo 1.4	1779	268
Doblo	1877	273
Doblo	1882	273
Doblo 1.6 Multijet	1899	274
Doblo 2.0 Multijet	1899	274
Doblo 1.3 Multijet Start/Stop	1908	274
Doblo 1.8 16V	10003	277
Doblo 1.8 8V	10003	277
Doblo FLEX	10003	277
Doblo 1.8 8V/1.8 16V/FLEX	12720	285
DT450	0291	223
Ducato	0631	234
Ducato	1022	249
Ducato	1070	250
Ducato 2.5 TD	1072	251
Ducato	1159	252
Ducato	1642	262
Ducato 2.3 e 2.8 JTD	1650	262
Ducato 2.3 Multijet Diesel	1790	269
Ducato 115 Multijet	1899	274
Ducato 110	1790	269
Ducato 120	1790	269
Ducato 130	1790	269
Ducato 150	1790	269
Ducato 2.3 - 2.8 JTD Multijet	1840	271
Ducato 2.8 JTD Power 4x4	1840	271
Ducato 3.0	1840	271
Ducato D	1117	252
Duna	0389	226
Duna	0394	226
Duna	0575	232
Duna 1.7 D	0630	234
Duna 1.3 e 1.5.	0743	238
Duna	0990	247
Duna	1134	252
Duna 60	0111	220
Duna 60 / 70	0060	218
Duna 60, 70 e Weekend	0965	247
Duna 70	0111	220
Duna SD	0740	238
Elba 1.3 e 1.5, CS/ S	0111	220
Elba 1.0, 1.3, 1.5 SOHC	0965	247
Escavadeira FH400 8215 Hitachi 13.8L Diesel	0778	239
Especial/Special	1056	250
Europa	0389	226
F150	0603	233
F160	0603	233
Familiar	0713	237
Fiorino	0060	218
Fiorino 1.1	0111	220
Fiorino	0389	226
Fiorino Diesel	0394	226
Fiorino 1.4 e 1.6.	0743	238
Fiorino	0779	239

Fiat	Nº ZEN	Pg.
Fiorino 1.0, 1.3, 1.5	0965	247
Fiorino 1.7 Diesel	1134	252
Fiorino	1752	267
Fiorino 1.3 Fire	1755	267
Fiorino 1.4 Fire Fly	1755	267
Fiorino 1.3 D Multijet Start/Stop	1908	274
Fiorino TT 0.9	0408	227
Freemont	1771	268
Grand Punto 1.4	1779	268
Grand Siena 1.6 16v	1685	264
Grand Siena 1.4 Fire	1755	267
Grand Siena 1.4	1779	268
Grand Siena	1877	273
Grande Punto	1752	267
Grande Punto 1.3 D Multijet Start/Stop	1908	274
Hitachi Excavator FH400 8215 13.8L Diesel	1204	254
Idea	1666	262
Idea	1752	267
Idea 1.4 Fire	1755	267
Idea 1.2	1779	268
Idea	1879	273
Idea 1.8 16V	10003	277
Idea 1.8 8V	10003	277
Idea FLEX	10003	277
Idea 1.8 8V/1.8 16V/FLEX	12720	285
Idea Adventure 1.8 16 V	1685	264
Linea 1.3 D Multijet	1752	267
Linea 1.6 Multijet	1899	274
Magirus Iveco 50NC	0366	226
Marea 1.8 MPI 16V	0998	248
Marea 2.0 20v	0998	248
Marea 2.0 MPI 20v Turbo	0998	248
Marea 2.4 20v	0998	248
Marea 1.9	1033	249
Marea 2.4 20v	1113	252
Marea 1.6	1169	253
Marea	1561	259
Marea 1.9	1630	261
Marea 2.4 TD	1630	261
Marea	1666	262
Marea ELX 1.9 JTD	0482	229
Marea Turbo	0998	248
Marea Weekend 1.8 MPI 16V	0998	248
Marea Weekend 2.0 MPI 20V Turbo	0998	248
Marea Weekend ELX 1.9 JTD	0482	229
Marengo D 2.5	0291	223
Marengo	0631	234
Mobi 1.0 Fire	1755	267
Mobi	1877	273
Mobi 1.0 e 1.3 Start/Stop	1938	276
Mobi Fire	1879	273
Motor 1.3 JTD 16V	1641	262
Multicarga	0713	237
Multipla	1033	249
Multipla	1169	253
Multipla 1.9 JTD	1718	265
NC20-170	0087	278

Fiat	Nº ZEN	Pg.
Novo Uno	1666	262
NR	0087	278
NT20	0087	278
Nuova Argenta	0389	226
Nuova Argenta	0407	227
Nuova Argenta Diesel	0601	233
Nuova Ritmo Diesel	0395	227
Oggi 1.1, 1.3	0965	247
Ônibus 100	0092	219
Ônibus 130	0092	219
Ônibus 140	0315	224
Ônibus 70	0092	219
Ônibus 80	0315	224
Palio 1.0	0779	239
Palio 1.5	0786	240
Palio 1.0 8V e 16V	0837	242
Palio 1.3 MPI 16V	0837	242
Palio 1.0 MPI 8V	0846	242
Palio 1.6 16 V	0855	243
Palio	0925	245
Palio 1.0 8V e 16V, 1.3 16V, 1.5 EL Mpi e ELX Mpi, 1.8	0965	247
Palio 1.6	0999	248
Palio 1.7 Turbo Diesel	1134	252
Palio	1169	253
Palio 1.6 16v	1561	259
Palio	1666	262
Palio E-Torq 1.6 e 1.8 16v	1685	264
Palio 1.4 Fire	1755	267
Palio 1.4	1779	268
Palio	1877	273
Palio	1882	273
Palio 1.8 16V	10003	277
Palio 1.8 8V	10003	277
Palio FLEX	10003	277
Palio 1.5	12683	285
Palio 1.6 16v	12689	285
Palio 1.8 8V/1.8 16V/FLEX	12720	285
Palio Argentino 1.6	0846	242
Palio EX/ ELX Turbo Diesel	0482	229
Palio Fire	0837	242
Palio Fire	0976	247
Palio Fire	1879	273
Palio SX 1.7 Turbo Diesel	0482	229
Palio Weekend 1.5	0779	239
Palio Weekend 1.0 8V e 16V	0837	242
Palio Weekend 1.3 MPI 16V	0837	242
Palio Weekend 1.0	0846	242
Palio Weekend 1.5	0846	242
Palio Weekend 1.6 16V	0855	243
Palio Weekend 1.6 16V Fire	0976	247
Palio Weekend	0999	248
Palio Weekend 1.6 16V	1561	259
Palio Weekend 1.4 Fire	1755	267
Palio Weekend	1877	273
Palio Weekend 1.5	12683	285
Palio Weekend 1.6 16V	12689	285
Palio Weekend Adventur 1.6 16V Fire	0976	247

Fiat	Nº ZEN	Pg.
Palio Weekend ELX Turbo Diesel	0482	229
Panda Diesel	0394	226
Panda 1.1, 1.2, 1.4	1779	268
Panda 0.9 4x4 Natural Power Start/Stop	1908	274
Panda 1.3 D Multijet 4x4 Start/Stop	1908	274
Panda 1000	0482	229
Panda 30	0408	227
Panda 30 - 45	1024	249
Panda 34	0408	227
Panda 45 4X4	0120	220
Panda 45	0408	227
Panda 45 4X4	0408	227
Panda 750	0482	229
Panda 750	1227	255
Panda Fire 750 1.0	0786	240
Panorama	0111	220
Pick Up	0389	226
Prêmio 1.2,1.3,1.5	0111	220
Prêmio	0389	226
Prêmio CS	0111	220
Prêmio CSL	0111	220
Prêmio S	0111	220
Punto	1033	249
Punto E-Torq 1.6 e 1.8 16v	1685	264
Punto 1.4	1779	268
Punto	1877	273
Punto	1882	273
Punto 0.9 Twinair Turbo Start/Stop	1908	274
Punto EVO 1.3 D Multijet Start/Stop	1908	274
Punto HCT 1.8 16V	1927	275
Punto 1.8 16V	10003	277
Punto 1.8 8V	10003	277
Punto FLEX	10003	277
Punto 1.8 8V/1.8 16V/FLEX	12720	285
Qubo 1.3 D Multijet	1752	267
Qubo 1.3 Multijet Start/Stop	1908	274
R450	0291	223
Racing	0213	222
Regata 1.1, 1.3	0120	220
Regata 1.3, 1.5, 1.6	0389	226
Regata Diesel	0395	227
Regata TD	0631	234
Regata 1.7 diesel	0857	243
Regata 70	0111	220
Regata 70	0120	220
Regata 75	0111	220
Regata 85	0111	220
Regata 90 IE	0111	220
Regatta 2000	0740	238
Regatta 85SC	0743	238
Restyling 132	0389	226
Ritmo Diesel	0395	227
Ritmo TD	0631	234
Ritmo Diesel	0857	243
Ritmo 105 CT	0389	226
Ritmo 125 TC	0389	226
Ritmo 60	0120	220

Fiat	Nº ZEN	Pg.
Ritmo 60	1024	249
Ritmo 60L141	0408	227
Ritmo 65	0120	220
Ritmo 75	0111	220
Ritmo 75	0120	220
Ritmo 75	0389	226
Ritmo 85	0120	220
Ritmo 85	0389	226
Ritmo Super	0120	220
Ritmo Super 85 1.5	0108	220
Romania	0561	232
Scudo 1.6 D Multijet	1902	274
Scudo TD	1023	249
Selecta TD	0630	234
Siena	0779	239
Siena 1.0 MPI 16V	0837	242
Siena 1.3 MPI 16V	0837	242
Siena 1.0	0846	242
Siena 1.5	0846	242
Siena	0855	243
Siena Diesel	0925	245
Siena 1.6 MPI 16V	0976	247
Siena 16V 1.6	0999	248
Siena	1169	253
Siena 1.6 16V	1561	259
Siena	1877	273
Siena EX / ELX Turbo Diesel	0482	229
Spazio	0111	220
Spazio	0389	226
Spazio	0394	226
Spazio Diesel	0502	230
Spazio D	0740	238
Spazio	0111	220
Spazio	0743	238
Special 1.6	0213	222
Sport Coupe	0213	222
Sport Spider	0213	222
Spyder 124	0394	226
Stilo 1.9 JTD	0482	229
Stilo	1033	249
Stilo	1113	252
Stilo 1.8 16V	1927	275
Stilo 1.8 16V	10003	277
Stilo 1.8 8V	10003	277
Stilo FLEX	10003	277
Stilo 1.8 8V/1.8 16V/FLEX	12720	285
Stilo JTD 1.9	0846	242
Strada 1.7 Turbo Diesel	0482	229
Strada	0779	239
Strada	0786	240
Strada 1.0 8V	0837	242
Strada 1.3 16V	0837	242
Strada 1.5	0846	242
Strada 1.7 TDS	0925	245
Strada	0976	247
Strada	0999	248
Strada	1169	253

Fiat	Nº ZEN	Pg.
Strada 1.6 16V	1561	259
Strada	1666	262
Strada E-Torq 1.6 e 1.8 16v	1685	264
Strada	1779	268
Strada	1877	273
Strada	1879	273
Strada	1882	273
Strada 1.8 16V	10003	277
Strada 1.8 8V	10003	277
Strada FLEX	10003	277
Strada 1.8 8V/1.8 16V/FLEX	12720	285
Super 85	0111	220
Super Brava	0213	222
Super Mirafiori Biald 1.3, 1.6, 1.8	0213	222
Tempra 16V	0111	220
Tempra 2.0 MPI 16V	0111	220
Tempra 2.0 SPI 8V	0111	220
Tempra 2.0 Turbo	0111	220
Tempra	0786	240
Tempra 2.0 8V	0855	243
Tempra 2.0 MPI 16V	0855	243
Tempra 2.0 SPI 8V	0855	243
Tempra 2.0 Turbo MPI 8V	0855	243
Tempra 2.0 MPI, 2.0 SPI, 2.0 8V, 2.0 16V, 2.0 Turbo	12689	285
Tempra 2.0 ie SW	12690	285
Tempra SW	0878	243
Tempra Turbo 2.0 MPI 8V	12689	285
Tipo 1.6i.e	0111	220
Tipo 1.4 1400 DGT	0389	226
Tipo 1.7 D	0630	234
Tipo TD	0631	234
Tipo 1.4 e 1.6	0743	238
Tipo 1.6	0779	239
Tipo 1.1, 1.4, 1.6, 2.0	0786	240
Tipo 1.8 i.e.	0799	240
Tipo 2.0 i.e.	0799	240
Tipo 2.0 i.e. 16V	0799	240
Tipo 2.0	0878	243
Tipo 1.4 e 1.6	1206	254
Tipo 1.1 Fire	1227	255
Tipo 1.6 Multijet	1899	274
Tipo 1.6 ie, 1.8 ie, 2.0 ie, 2.0 16v	12690	285
Toro 2.0	1899	274
Toro 2.0 4X4	1899	274
Toro 1.8 Start/Stop	1939	276
Trator	0594	232
Turbo	0438	228
Ulisse 2.2	1774	268
Ulysse 1.8/2.0	1031	249
Uno	0060	218
Uno 1.4i e 1.6i (argentina)	0111	220
Uno 1.5	0111	220
Uno 1.6	0111	220
Uno 0.9, 1.1 e 1.3	0120	220
Uno	0389	226
Uno Turbo 147	0389	226
Uno Diesel	0394	226

Fiat	Nº ZEN	Pg.
Uno 0.9	0408	227
Uno Diesel	0502	230
Uno Diesel	0575	232
Uno	0630	234
Uno 1.4 e 1.6	0743	238
Uno	0779	239
Uno	0855	243
Uno 1.7 Diesel	1134	252
Uno 1.4 Fire	1755	267
Uno	1877	273
Uno 1.0 e 1.3 Start/Stop	1938	276
Uno 45	0482	229
Uno 45	1024	249
Uno 45 Fire	1227	255
Uno 75 IE	0111	220
Uno CS	0111	220
Uno D	0740	238
Uno Fire	1879	273
Uno Fire 45	0786	240
Uno Mille	0111	220
Uno Mille Eletronic	0846	242
Uno Mille Fire	0837	242
Uno R	0111	220
Uno S	0111	220
Uno SX	0111	220
Uno SX	0846	242
Vivace	0743	238
Weekend	0389	226
X1/9	0120	220
X1/9 1.3	0325	225
Young	0408	227

Fiat Allis	Nº ZEN	Pg.
1300	0308	224
1300 DT	0308	224
350	0608	233
350 DT	0608	233
355	0608	233
4 Apripista FE14, FE16, FL4C	0601	233
4 Apripista FL4D, FR20, FR7, FR9	0601	233
4 Apripista, 645, FE12, FE2R	0601	233
450	0608	233
455 C	0608	233
480	0608	233
645 B 8361.05.500 8.1L	1059	250
673 MWM Diesel	0035	278
805C MWM	0035	278
850	0308	224
850 T	0308	224
AD4	0608	233
Caminhão 545B	0648	235
Caminhão 645B	0648	235
Carregadeira FL-14D 8205 Diesel Diesel	0778	239
Carregadeira FL-20 8215 Diesel Diesel	0778	239
Carregadeira FR-20 8215 Diesel Diesel	0778	239
Carregadeira FR-20B 8215 Diesel Diesel	0778	239
Com embreagem banhada a óleo Cummins 6BT5.9	0722	237

Fiat Allis	Nº ZEN	Pg.
Crawlers 14C 8205 Diesel	1204	254
Crawlers 14CL 8205 Diesel	1204	254
Crawlers FD-14 8205 Diesel	1204	254
Crawlers FD-20 8215 Diesel	1204	254
Escavadeira Hidráulica FE105	0105	220
Escavadeira Hidráulica FE105	1364	256
Escavadora FH-400 8215 Diesel Diesel	0778	239
Escavadora FE-45 8215 Diesel Diesel	0778	239
Excavator FE-45 8215 Diesel	1204	254
Excavator FH-400 8215 Diesel	1204	254
FB 80	1073	251
FD 170 - cremalheira a banho de óleo	0722	237
FG70	1364	256
FG85	1364	256
FL4	0608	233
Grader PG140 e PG160 Ford 7.5L GMA	0721	237
Loader FL-14D 8205 Diesel	1204	254
Motoniveladora FG 170, FG 170.2, FG 200 e FG 200.2	1810	270
Motoniveladora - FG 170, FG 170.2, FG 200 e FG 200.2	1811	270
Motoniveladora - FG 170, FG 170.2, FG 200 e FG 200.2	13118	282
Motoniveladora FG70	0105	220
Motoniveladora FG85	0105	220
Pá Carregadeira FR128	0985	247
Pá Carregadeira FR128 - Substitui 10479654	1679	263
Pá Carregadeira FR128 - Substitui 10479654	1805	269
S11	0367	226
S9	0367	226
SL11	0367	226
SL9	0367	226
SR9	0367	226
Tractor - Agricultural FA-200 8215 Diesel	1204	254
Trator 14CL 8205 Diesel	0778	239
Trator 14C 8205 Diesel	0778	239
Trator de Esteira 7D	0985	247
Trator de Esteira 7D - Substitui 10479654	1679	263
Trator de Esteira 7D - Substitui 10479654	1805	269
Trator de Esteira FD170	1811	270
Trator de Esteira FD170	13118	282
Trator de Esteiras AD14 com motor Scania	0087	278
Trator de Esteiras AD14 com motor Scania	0122	284
Trator de Esteiras AD14 com motor Scania	0133	220
Trator de Esteiras ADB	0092	219
Trator FA-200 8215 Diesel Diesel	0778	239
Trator FD-14 8205 Diesel	0778	239
Trator FD-20 8215 Diesel	0778	239
Wheel Loader FR-20 8215 Diesel	1204	254
Wheel Loader FR-20B 8215 Diesel	1204	254
Wheel LoaderFL-20 8215 Diesel	1204	254

Fiat Iveco	Nº ZEN	Pg.
129.14	0398	227
130.14	0398	227
130.20	0087	278
150.20	0087	278
159.20	0087	278
170.20	0087	278
190.20	0087	278

Fiat Iveco	Nº ZEN	Pg.
30.8	0301	224
35.8	0301	224
40.8	0301	224
Caminhão	0122	284
Caminhão	0133	220
Caminhão 70.12	0601	233
Caminhão 80.13	0601	233
Caminhão 90.13	0601	233
Caminhão 100	0601	233
Caminhão 100.13	0601	233
Caminhão 110	0601	233
Caminhão 110.13	0367	226
Caminhão 110.16	0367	226
Caminhão 120.13	0367	226
Caminhão 13.80	0367	226
Caminhão 130.13	0367	226
Caminhão 130.16	0367	226
Caminhão 150.17	0601	233
Caminhão 150.20	0601	233
Caminhão 159.17	0601	233
Caminhão 159.20	0601	233
Caminhão 16	0367	226
Caminhão 314.3	0601	233
Caminhão 315.23	0601	233
Caminhão 315.8	0601	233
Caminhão 50.10	0601	233
Caminhão 50.8	0601	233
Caminhão 50.9	0601	233
Caminhão 55.8	0601	233
Caminhão 55.9	0601	233
Caminhão 60.10	0601	233
Caminhão 60.8	0601	233
Caminhão 60.9	0367	226
Caminhão 65.10	0601	233
Caminhão 70.10	0601	233
Caminhão 75.10	0601	233
Caminhão 79.10	0601	233
Caminhão 79.13	0601	233
Caminhão 80	0367	226
Caminhão 80	0601	233
Caminhão 90	0601	233
Caminhão 90.13	0367	226
Caminhões 1000	0315	224
Caminhões 120E	0315	224
Caminhões 150	0315	224
Caminhões 150T	0315	224
Caminhões 160E	0315	224
Caminhões 160T	0315	224
Caminhões 605C	0315	224
Caminhões 640	0315	224
Caminhões 680	0315	224
Caminhões 780	0315	224
Caminhões 805	0315	224
Daily	0310	224
Daily Turbo 09.09 Diesel	0875	243
Daily Turbo 35.10 Diesel	0875	243
Daily Turbo 49.10 Diesel	0875	243

Fiat Iveco	Nº ZEN	Pg.
Daily 28.8	0301	224
Daily 28.8	0407	227
Daily 28.8	0601	233
Daily 30.8	0301	224
Daily 30.8	0407	227
Daily 30.8	0601	233
Daily 32.8	0407	227
Daily 32.8	0601	233
Daily 35.8	0301	224
Daily 35.8	0407	227
Daily 35.8	0601	233
Daily 40.8	0301	224
Daily 40.8	0407	227
Daily 40.8	0601	233
Daily II	1158	252
Daily III 2.4 e 2.8	1650	262
Daily N100	0301	224
Daily N110	0301	224
Daily N40	0301	224
Daily N40.35	0301	224
Daily N50	0301	224
Daily N55	0301	224
Daily N60	0301	224
Daily N65	0301	224
Ducato	0407	227
Ducato 2.0 e 2.5 Diesel	0601	233
Ducato 14	0875	243
Ducato 14 4X4	0875	243
Ducato 18	0875	243
Ducato 18 Maxi	0875	243
Ducato 10 2.5D	0291	223
Ducato 13 2.5D	0291	223
Ducato 719 2.8	1025	249
Ducato 720 2.8	1025	249
Ducato 721 2.8	1025	249
Ducato 722 2.8	1025	249
Ducato 723 2.8	1025	249
Ducato 724 2.8	1025	249
Ducato 725 2.8	1025	249
Ducato 726 2.8	1025	249
Ducato 729 2.8	1025	249
Ducato Argentino	0838	242
Engines BF4L1011 2.71L - 2732cc	1043	249
Engines F2L1011 1.4L - 1366cc	1043	249
Engines F3L1011 2.0L - 2049cc	1043	249
Engines F4L1011 2.7L - 2732cc	1043	249
Especial/Special	0630	234
Eurocargo	1157	252
Furgão Daily	0291	223
Iveco BF4L1011 2.71L - 2732cc	1483	257
Iveco BF4L1011 2.7L - 2732cc	1483	257
Iveco F2L1011 1.4L - 1366cc	1483	257
Iveco F3L1011 2.0L - 2049cc	1483	257
Iveco F4L1011 2.7L - 2732cc	1483	257
Microônibus City Plus	1650	262

Ford	Nº ZEN	Pg.
100 1.5	0293	224
1000 2-77 Shibaura Diesel	0684	236
12 M	0015	217
15 M	0015	217
1500 2cyl Shibaura Diesel	0684	236
1600 2-77 Shibaura Diesel	0684	236
17 M	0015	217
1700 2-78 Shibaura Diesel	0684	236
2000	0322	225
3,6 Kw	1676	263
3000	0322	225
3010S	1624	261
3600 Tractor	0677	236
3830	1624	261
4000	0322	225
4010S	1624	261
4030	1624	261
4600	0024	217
4600	1359	256
5000	0322	225
5010S	1624	261
5600	0024	217
5600	1359	256
6600 4 cil	0024	217
6600 4 cil	1359	256
7000	0322	225
A, D Series	0398	227
A0406	0313	224
A0506	0313	224
Bedford	0134	220
Belina com motor CHT	0293	224
Belina I	0044	217
Belina II com motor CHT 1.6	0108	220
Bronco 4.9 lts	1192	254
Bronco 5.0 lts	1192	254
Bronco 5.8 lts	1192	254
Bronco 4.9 lts	1224	255
Bronco 5.0 lts	1224	255
Bronco 5.8 lts	1224	255
C Max 1.6L 1596cc	1933	275
C-Max 2000	1714	265
Caminhão	0041	217
Caminhão 1519 Ford 7.8 lts	1190	254
Caminhão 1521 Ford 7.8 lts	1190	254
Caminhão 1621 Ford 7.8 lts	1190	254
Caminhão 2318 Ford 7.8 lts	1190	254
Caminhão 2321 Ford 7.8 lts	1190	254
Caminhão 3021 Ford 7.8 lts	1190	254
Caminhão 3323 Ford 7.8 lts	1190	254
Caminhão Cargo 1317	0087	278
Caminhão Cargo 1320	0087	278
Caminhão Cargo 1517	0087	278
Caminhão Cargo 1520	0087	278
Caminhão Cargo 1617	0087	278
Caminhão Cargo 1620	0087	278
Caminhão Cargo 2220	0087	278
Caminhão Cargo 2420	0087	278

Ford	Nº ZEN	Pg.
Caminhão Cargo 2817	0087	278
Caminhão Cargo 3020	0087	278
Caminhão Cargo 3220	0087	278
Caminhão Cargo CF 7000.	1190	254
Caminhão F100 com motor 4 cil	0104	219
Caminhão F4000	1845	271
Caminhão F75 com motor 4 cil	0104	219
Caminhões	12686	285
Caminhões C1722e (4x2), C2422e(6x2), C2622e (6x4), C2428e (6x2), C2628e (6x4) Com Motor Cummins Eletrônico ISB (4 e 6 Cilindros)	1679	263
Caminhões C1722e (4x2), C2422e(6x2), C2622e (6x4), C2428e (6x2), C2628e (6x4) Com Motor Cummins Eletrônico ISB (4 e 6 Cilindros)	1805	269
Caminhões C815e (4x2), C1317e (4x2), C1517e (4x2), C1717e (4x2) Com Motor Cummins Eletrônico ISB (4 e 6 Cilindros)	1679	263
Caminhões C815e (4x2), C1317e (4x2), C1517e (4x2), C1717e (4x2) Com Motor Cummins Eletrônico ISB (4 e 6 Cilindros)	1805	269
Caminhões com Motores Cummins	12688	285
Campana C/R	0032	278
Capri 2.8	0068	219
Capri	0080	219
Capri 1.3 e 1.6	0220	222
Capri 1.3, 1.6, 2.0	0222	222
Capri 1.3 e 1.6	0280	278
Capri 1.3, 1.5 e 2.0	0307	224
Capri 1.3, 1.6, 2.0, 2000GT	0362	226
Capri	0412	227
Capri 2.3	0482	229
Capri 1.6, 2.0	0520	230
Capri II 2.3, 2.8	0108	220
Cargo com motor Cummins	0497	230
Cargo 7.8 lts	0625	234
Cargo Cummins ISBe 6 cil	1623	261
Cargo	1743	266
Cargo	1785	268
Cargo 1113	0085	219
Cargo 1114	0505	230
Cargo 1117	0505	230
Cargo 1217	1523	258
Cargo 1218	0505	230
Cargo 1313	0085	219
Cargo 1314	0505	230
Cargo 1317	0505	230
Cargo 1416, 1722, 1716	12682	285
Cargo 1417	1523	258
Cargo 1418	0505	230
Cargo 1421 Cummins	1523	258
Cargo 1514	0505	230
Cargo 1517	0505	230
Cargo 1615	0505	230
Cargo 1618	0505	230
Cargo 1618	0748	238
Cargo 1618	1372	256
Cargo 1619	0505	230
Cargo 1622 Cummins 6CTAA 8.3	1648	262

Ford	Nº ZEN	Pg.
Cargo 1622 1630, 2422, 2425, 2622, 2626, 2630, 2631, 3222, 4030 com motor Cummins 6CTAA 8,3 litros	13130	282
Cargo 1622, 1630, 2422, 2425, 2622, 2626, 2630, 2631, 3222, 4030 6CTAA 8,3 litr com motor Cummins	1809	269
Cargo 2215	0505	230
Cargo 2218	0505	230
Cargo 2218 T	0505	230
Cargo 2319	0505	230
Cargo 2422 Cummins 6CTAA 8.3	1648	262
Cargo 2425 Cummins 6CTAA 8.3	1648	262
Cargo 2425 Mixer Cummins 6CTAA 8.3	1648	262
Cargo 2630 Cummins 6CTAA 8.3	1648	262
Cargo C 1215	0105	220
Cargo C 1215	1364	256
Cargo C 1216	0105	220
Cargo C 1216	1364	256
Cargo C 1216 6BT	1691	264
Cargo C 1217	0105	220
Cargo C 1217	1364	256
Cargo C 1317 E	1697	264
Cargo C 1412 6BTA	1691	264
Cargo C 1415	0105	220
Cargo C 1415	1364	256
Cargo C 1416	0105	220
Cargo C 1416	1364	256
Cargo C 1416 6BT	1691	264
Cargo C 1417	0105	220
Cargo C 1417	1364	256
Cargo C 1421	0105	220
Cargo C 1421	1364	256
Cargo C 1517 E	1697	264
Cargo C 1617	0105	220
Cargo C 1617	1364	256
Cargo C 1617 6BTAA	1691	264
Cargo C 1621	0105	220
Cargo C 1621	1364	256
Cargo C 1621 6BTAA	1691	264
Cargo C 1717 E	1697	264
Cargo C 1722 E	1697	264
Cargo C 2422 E	1697	264
Cargo C 2428 E	1697	264
Cargo C 2622 E	1697	264
Cargo C 2628 E	1697	264
Cargo C 814	0105	220
Cargo C 814	1364	256
Cargo C 815	0105	220
Cargo C 815	1364	256
Cargo C 815 E	1697	264
Cargo Eletrônico - 1932, 2632, 2932, 4532 e 5032 com motor Cummins ISL 8.3L	1809	269
Cargo Eletrônico - 2632, 2932, 4532 e 5032(Substituído por 38MT 8200486)	1809	269
Cargo Eletrônico 2632, 2932, 4532 e 5032	13130	282
Cargo Série D, K	0480	229
Cargo Séries	0419	227
Club 8 Cil 4.3L 4261cc 260cid	0053	218
Club 8 Cil 4.7L 4727cc 289cid	0053	218
Club Wagon 8 Cil 4.3L 4261cc 260cid	0053	218

Ford	Nº ZEN	Pg.
Club Wagon 8 Cil 4.7L 4727cc 289cid	0053	218
Consul 2.3	0108	220
Consul 1.7	0307	224
Consul 2.0	0362	226
Consul	0412	227
Contour	1208	255
Corcel I	0044	217
Corcel II 1.6	0108	220
Corcel II com motor CHT	0293	224
Cougar	0653	235
Country Sedan 6 Cil 3.9L 240cid	0053	218
Country Sedan 6 Cil 3.9L 3933cc 240cid	0053	218
Country Sedan 8 Cil 4.3L 4261cc 260cid	0053	218
Country Sedan 8 Cil 4.7L 4727cc 289cid	0053	218
Country Sedan 8 Cil 5.0L 302cid	0053	218
Country Sedan 8 Cil 5.0L 4949cc 302cid	0053	218
Country Sedan 8 Cil 5.8L 351cid	0053	218
Country Sedan 8 Cil 5.8L 5752cc 351cid	0053	218
Country Sedan 8 Cil 5.8L 5753cc 351cid	0053	218
Country Squire 6 Cil 3.9L 3933cc 240cid	0053	218
Country Squire 8 Cil 4.3L 4261cc 260cid	0053	218
Country Squire 8 Cil 4.7L 4727cc 289cid	0053	218
Country Squire 8 Cil 5.0L 302cid	0053	218
Country Squire 8 Cil 5.0L 4949cc 302cid	0053	218
Country Squire 8 Cil 5.8L 351cid	0053	218
Country Squire 8 Cil 5.8L 5752cc 351cid	0053	218
Country Squire 8 Cil 5.8L 5753cc 351cid	0053	218
Courier	0342	225
Courier com motor Zetec	0520	230
Courier	0545	231
Courier	0890	244
Courier	0908	244
Courier 1.4i 16v	0938	246
Courier Zetec (nacional) 1.6 16V	0938	246
Courier 1.8 diesel	0962	247
Courier 1.0L / 1.6L Zetec Rocam	0965	247
Courier 1.6	1208	255
Courier 1.0L Zetec Rocam	1533	258
Courier 1.6L Zetec Rocam	1533	258
Courier	1686	264
Crown Victoria LX V8 4.6 Gas.	1199	254
Crown Victoria LX V8 4.6 Gas.	1226	255
Crown Victoria Police Interceptor V8 4.6 Gas.	1199	254
Crown Victoria Police Interceptor V8 4.6 Gas.	1226	255
Crown Victoria Touring Sedan V8 4.6 Gas.	1199	254
Crown Victoria S V8 4.6 Gas.	1199	254
Crown Victoria S V8 4.6 Gas.	1226	255
Crown Victoria Touring Sedan V8 4.6 Gas.	1226	255
Custom 6 Cil 3.9L 3933cc 240cid	0053	218
Custom 8 Cil 4.3L 4261cc 260cid	0053	218
Custom 8 Cil 4.7L 4727cc 289cid	0053	218
Custom 8 Cil 5.0L 4949cc 302cid	0053	218
Custom 8 Cil 5.8L 5752cc 351cid	0053	218
Custom 8 Cil 5.8L 5753cc 351cid	0053	218
Custom 500 6 Cil 3.9L 240cid	0053	218
Custom 500 6 Cil 3.9L 3933cc 240cid	0053	218
Custom 500 8 Cil 4.3L 260cid	0053	218

Ford	Nº ZEN	Pg.
Custom 500 8 Cil 4.7L 289cid	0053	218
Custom 500 8 Cil 5.0L 302cid	0053	218
Custom 500 8 Cil 5.0L 4949cc 302cid	0053	218
Custom 500 8 Cil 5.8L 351cid	0053	218
Custom 500 8 Cil 5.8L 351cid Windsor Eng	0053	218
Custom 500 8 Cil 5.8L 5752cc 351cid	0053	218
Custom 500 8 Cil 5.8L 5753cc 351cid	0053	218
D0707	0661	235
D0810	0661	235
D0910	0661	235
D1010	0661	235
D1111	0661	235
D1211	0661	235
D1314	0661	235
Del Rey 1.6	0108	220
Del Rey Scala com motor CHT	0293	224
E150 V8 5.4L 330cid	1942	276
E250 V8 5.4L 330cid	1942	276
E350 Super Duty V10 6.8L 415cid	1942	276
E350 Super Duty V8 5.4L 330cid	1942	276
E450 Super Duty V10 6.8L 415cid	1942	276
E450 Super Duty V8 5.4L 330cid	1942	276
E450 Econoline Super Duty V10 6.8L 415cid	9705	280
EcoSport 1.0L / 1.6L Zetec Rocam	0965	247
EcoSport 1.0L Supercharger	0965	247
EcoSport 2.0l - 16V	1482	257
Ecosport 1.0L Supercharger	1533	258
Ecosport 1.0L Zetec Rocam	1533	258
Ecosport 1.6L Zetec Rocam	1533	258
Ecosport 2.0	1585	259
Ecosport 2.0 Duratec Manual	1787	269
Ecosport 2.0 Duratec Automático	1788	269
EcoSport	1871	272
Edge V6 3.5L 3496cc 213cid	1677	263
Edge V6 3.7L 3726cc 227cid	1677	263
Edge	1871	272
Escape 6 cil	1192	254
Escape 4 cil	1208	255
Escape 4 cil	1228	256
Escape 2.3L (140) L4	1585	259
Escape 4 cil	1585	259
Escort 1.3, 1.6 CHT	0108	220
Escort 1.1 e 1.3	0220	222
Escort 1.1, 1.3, 1.6	0222	222
Escort RS 1600	0222	222
Escort RS 2000	0222	222
Escort 1.3, 1.6 com motor CHT	0293	224
Escort 1.1, 1.3, 1.6, 1.6 D	0520	230
Escort 1.6 D	0633	234
Escort 1.6 e 2.0	0729	237
Escort	0741	238
Escort Audi	0753	238
Escort Audi 827 c/ MQ	0762	239
Escort Audi	0798	240
Escort Diesel	0820	241
Escort 1.6 diesel	0962	247
Escort 1.6L Zetec Rocam	0965	247

Ford	Nº ZEN	Pg.
Escort 1.8 EFI	0975	247
Escort 1.8	1193	254
Escort	1208	255
Escort	1225	255
Escort 1.6L Zetec Rocam	1533	258
Escort 1.6i, 1.8i, 2.0i	12685	285
Escort	12717	285
Escort Ghia	0323	225
Escort GL L4 1.9 gasolina	0455	229
Escort GL	0467	229
Escort GT L4 1.9 gasolina	0455	229
Escort Guaruja	0467	229
Escort Hobby 1.6	0108	220
Escort Hobby	0729	237
Escort L L4 1.9 gasolina	0455	229
Escort L Zetec	0990	247
Escort L4 2.0L 1989cc 122cid Diesel	0681	236
Escort LX L4 1.9 gasolina	0455	229
Escort Pony L4 1.9 gasolina	0455	229
Escort RS 2000	0362	226
Escort SEE: 120-330 1.8L Diesel	1171	253
Escort Van	0380	278
Escort XR3	0639	234
Escort XR3	0729	237
Especial/Special	0440	228
Especial/Special	0674	236
Especial/Special Cummins	1684	264
Especial/Special Com Motores Cummins e Cummins 4BT	12684	285
Excursion V10 6.8L 415cid	9705	280
Excursion V8 5.4L 330cid	9705	280
Expedition 4.6, 5.4 V8	0959	246
Expedition V8 5.4L 330cid	1942	276
Expedition V8 4.6L 281cid	9705	280
Expedition V8 5.4L 330cid	9705	280
Expedition V8 5.4L 5409cc 330cid	9705	280
Explorer V6 3.5L 3490cc 213cid	1677	263
Explorer V6 3.5L 3496cc 213cid	1677	263
F 4000 4BT	1691	264
F Séries Pick Up 5.0 Its	1192	254
F Séries Pick Up 5.8 Its	1192	254
F Séries Pick Up 5.0 Its	1224	255
F Séries Pick Up 5.8 Its	1224	255
F100	0001	217
F100	0025	217
F100 Gasolina	0056	218
F100	0160	221
F100	0162	221
F100	0861	243
F100 MWM SÉRIE X - 10 E 229	1596	260
F100	12682	285
F100	12684	285
F1000	0025	217
F1000 Georgia	0082	219
F1000 MWM	0085	219
F1000 gasolina 6 cil	0162	221
F1000 Maxion HSD	0657	235

Ford	Nº ZEN	Pg.
F1000 4.9L Gasolina	0794	240
F1000 Maxion TN1 HSD Diesel	0861	243
F1000 Maxion HSD	0916	245
F1000 4.9L 6 cil a gasolina	1192	254
F1000 Diesel	1217	255
F1000 4.9L 6 cil a gasolina	1224	255
F1000 MWM	1372	256
F1000 MWM SÉRIE X - 10 E 229	1596	260
F1000 Maxion HS 4 cil 2.5	1635	261
F1000	12682	285
F11000 Perkins 6 cil	0024	217
F11000 MWM	0085	219
F11000 Perkins 6 cil	1359	256
F12000 Perkins 6 cil Diesel	0024	217
F12000 MWM	0085	219
F12000	0629	234
F12000 MWM	0748	238
F12000	1194	254
F12000 Perkins 6 cil	1359	256
F12000 Cummins B Aftercooler 5.9	1623	261
F13000 Perkins 6 cil Diesel	0024	217
F13000 MWM	0085	219
F13000 Perkins 6 cil	1359	256
F14000 MWM	0085	219
F14000	0629	234
F14000 MWM	0748	238
F14000	1194	254
F14000 MWM SÉRIE X - 10 E 229	1596	260
F14000 Cummins B Aftercooler 5.9	1623	261
F14000 Com Motor MWM	12682	285
F150	0025	217
F150	0162	221
F150	0861	243
F150	1192	254
F150	1224	255
F150	1552	258
F150 MWM SÉRIE X - 10 E 229	1596	260
F150 V8 5.0L 4951cc 302cid	1942	276
F150 V8 6.2L 6210cc 379cid	1942	276
F150 V8 4.6L 281cid	9705	280
F150 V8 5.4L 330cid	9705	280
F150 Heritage V8 4.6L 281cid	9705	280
F150 Heritage V8 5.4L 330cid	9705	280
F16000 Cummins B Aftercooler 5.9	1623	261
F19000 MWM	0085	219
F2000 Ford 4 cil	0024	217
F2000 MWM	0085	219
F2000 Ford 4 cil	1359	256
F21000 MWM	0085	219
F22000 MWM	0085	219
F250	0162	221
F250 MWM	0991	247
F250 MWM	1022	249
F250 Cummins	1027	249
F250 Cummins ISBe4	1090	251
F250 V6 a gasolina	1192	254
F250	1552	258

Ford	Nº ZEN	Pg.
F250 MWM SÉRIE X - 10 E 229	1596	260
F250	1675	263
F250	1684	264
F250	1845	271
F250 Super Duty V8 6.2L 6210cc 379cid	1942	276
F250 V8 4.6L 281cid	9705	280
F250 V8 5.4L 330cid	9705	280
F250 Super Duty V10 6.8L 415cid	9705	280
F250 Super Duty V8 5.4L 330cid	9705	280
F350	0001	217
F350 Gasolina	0056	218
F350	0162	221
F350	1022	249
F350 Cummins	1026	249
F350 Cummins B Aftercooler 3.9	1090	251
F350	1675	263
F350	1845	271
F350 Super Duty V8 6.2L 6210cc 379cid	1942	276
F350 Heavy Duty	1082	251
F350 Super Duty V10 6.8L 415cid	9705	280
F350 Super Duty V8 5.4L 330cid	9705	280
F3500 MWM SÉRIE X - 10 E 229	1596	260
F400 MWM	0085	219
F400	0162	221
F4000 Ford 4 cil	0024	217
F4000 MWM	0085	219
F4000	0105	220
F4000	0497	230
F4000 MWM	0748	238
F4000 Cummins	1027	249
F4000 Cummins B Aftercooler 3.9	1090	251
F4000 Ford 4 cil	1359	256
F4000	1364	256
F4000 MWM	1372	256
F4000 MWM Série X - 10 E 229	1596	260
F4000 Cummins	1675	263
F450 Super Duty V10 6.8L 415cid	1942	276
F450 Heavy Duty	1082	251
F450 Super Duty V10 6.8L 415cid	9705	280
F53 V10 6.8L 415cid	1942	276
F53 V10 6.8L 415cid	9705	280
F550 Super Duty V10 6.8L 415cid	1942	276
F550 Super Duty V10 6.8L 415cid	9705	280
F59 V10 6.8L 415cid	1942	276
F600	0001	217
F600 Gasolina	0032	278
F600 Gasolina	0056	218
F600	0162	221
F700 Diesel	0629	234
F700	1194	254
F7000 MWM	0085	219
F7000 MWM SÉRIE X - 10 E 229	1596	260
F75 Georgia	0082	219
F800	0625	234
F9000	0624	234
Fairlane 6 Cil 4.1L 250cid	0053	218
Fairlane 6 Cil 4.1L 4097cc 250cid	0053	218

Ford	Nº ZEN	Pg.
Fairlane 6 Cil 4.1L 4098cc 250cid	0053	218
Fairlane 8 Cil 3.6L 221cid	0053	218
Fairlane 8 Cil 3.6L 3622cc 221cid	0053	218
Fairlane 8 Cil 4.3L 260cid	0053	218
Fairlane 8 Cil 4.3L 4261cc 260cid	0053	218
Fairlane 8 Cil 4.7L 289cid	0053	218
Fairlane 8 Cil 4.7L 4727cc 289cid	0053	218
Fairlane 8 Cil 5.0L 302cid	0053	218
Fairlane 8 Cil 5.0L 4949cc 302cid	0053	218
Fairlane 8 Cil 5.8L 351cid	0053	218
Fairlane 8 Cil 5.8L 5752cc 351cid	0053	218
Fairlane 8 Cil 5.8L 5753cc 351cid	0053	218
Fairlane 77	0160	221
Fairlane	0162	221
Fairmont	0653	235
Falcon 6 Cil 3.3L 200cid	0053	218
Falcon 6 Cil 3.3L 3277cc 200cid	0053	218
Falcon 6 Cil 3.3L 3278cc 200cid	0053	218
Falcon 6 Cil 4.1L 250cid 1	0053	218
Falcon 6 Cil 4.1L 4097cc 250cid	0053	218
Falcon 6 Cil 4.1L 4098cc 250cid	0053	218
Falcon 8 Cil 4.3L 260cid	0053	218
Falcon 8 Cil 4.3L 4261cc 260cid	0053	218
Falcon 8 Cil 4.7L 289cid	0053	218
Falcon 8 Cil 4.7L 4727cc 289cid	0053	218
Falcon 8 Cil 5.0L 302cid	0053	218
Falcon 8 Cil 5.0L 4949cc 302cid	0053	218
Falcon 8 Cil 5.8L 351cid	0053	218
Falcon 8 Cil 5.8L 5752cc 351cid	0053	218
Falcon 8 Cil 5.8L 5753cc 351cid	0053	218
Falcon	0160	221
Falcon	0161	221
Falcon	0162	221
Falcon	0205	222
Festiva	0636	234
Fiesta 1.1, 1.3, 1.6	0222	222
Fiesta XR2	0222	222
Fiesta 1.0, 1.1	0280	278
Fiesta 1.0, 1.1, 1.3, 1.4, 1.6 D	0520	230
Fiesta 1.6 D	0633	234
Fiesta	0890	244
Fiesta Zetec (nacional) 1.4 16V	0938	246
Fiesta 1.6 diesel	0962	247
Fiesta 1.0L / 1.6L / Zetec Rocam	0965	247
Fiesta 0.9 e 1.0	0975	247
Fiesta	1208	255
Fiesta 1.0L Zetec Rocam	1533	258
Fiesta 1.6L Zetec Rocam	1533	258
Fiesta 1.2, 1.4, 1.6 16V	1597	260
Fiesta	1686	264
Fiesta	1871	272
Fiesta L4 1.6L 1596cc 97cid	1933	275
Fiesta L4 1.6L 1596cc 97cid VIN	1933	275
Fiesta L4 1.6L 1598cc 98cid	1933	275
Fiesta	12717	285
Fiesta SEE: 120-330 1.8L Diesel	1171	253
Fiesta Van	0380	278

Ford	Nº ZEN	Pg.
Flex V6 3.5L 3496cc 213cid	1677	263
Focus	0990	247
Focus 2.0I - 16V	1482	257
Focus 1.0L Zetec Rocam	1533	258
Focus 2.3L (140) L4	1585	259
Focus 1.4, 1.6 16V	1597	260
Focus	1756	267
Focus 2.0 Duratec Manual	1787	269
Focus 2.0 Duratec Automático	1788	269
Focus	1871	272
Focus II 1.4L 1388cc	1933	275
Focus II 1.6L 1596cc	1933	275
Focus C Max 1.6L 1596cc	1933	275
Focus C Max 2000	1714	265
Focus I 1400 Zetec S	1820	270
Focus I 1600 Zetec S	1820	270
Focus II 2000	1714	265
Focus I4 Automático/Manual	1617	261
Ford 300 8 Cil 4.3L 4261cc 260cid	0053	218
Ford 300 8 Cil 4.7L 4727cc 289cid	0053	218
Ford F series diesel	1676	263
Ford PMGR Noseless Starters	9781	280
Ford Truck Cummins	1194	254
FT 100	0108	220
FT 125	0108	220
FT 130	0108	220
FT 150	0108	220
FT 175	0108	220
FT 190	0108	220
FT 60	0108	220
FT 75	0108	220
FT 900	0108	220
FT100	0293	224
FT100	0313	224
FT100	0528	231
FT120	0313	224
FT120	0528	231
FT125	0293	224
FT130	0293	224
FT130	0313	224
FT130	0528	231
FT150	0293	224
FT160	0313	224
FT160	0528	231
FT175	0293	224
FT190 1.7	0293	224
FT190	0313	224
FT190	0528	231
FT75	0293	224
FT80	0528	231
Fusion	1871	272
Fusion L4 2.3L 140cid	1764	267
Fusion L4 2.5L 2488cc 152cid	1764	267
Galaxie	0001	217
Galaxie 6 Cil 3.9L 3933cc 240cid	0053	218
Galaxie 8 Cil 4.3L 4261cc 260cid	0053	218
Galaxie 8 Cil 4.7L 4727cc 289cid	0053	218

Ford	Nº ZEN	Pg.
Galaxie	0056	218
Galaxie	0126	220
Galaxie 500 6 Cil 3.9L 240cid	0053	218
Galaxie 500 6 Cil 3.9L 3933cc 240cid	0053	218
Galaxie 500 8 Cil 4.3L 260cid	0053	218
Galaxy	0068	219
Galaxy	0108	220
Galaxy 2.8	0900	244
Galaxy 2.0	0937	245
Galaxy 2.3 16V e 1.9 TDI	1926	275
Galaxy 2000	1714	265
Galaxy 2200	1714	265
Ghia 1.6 e 1.8	0467	229
Granada 2.8	0068	219
Granada	0080	219
Granada 1.7, 2.0, 2.3, 2.6, 2.8	0108	220
Granada	0222	222
Granada 1.7 e 2.0 V6	0307	224
Granada 2.0	0362	226
Granada 1.9, 2.0 diesel	0365	226
Granada 2.5 Diesel	0406	227
Granada	0412	227
Granada 2.0, 2.3, 2.4, 2.8, 2.9	0482	229
Granada 2.0	0520	230
Granada 2.5 D	0632	234
Granada	0961	247
Guarujá	0323	225
Heavy Duty F250 / F350 Series	1081	251
Ka	0890	244
Ka 1.0L / 1.6L Zetec Rocam	0965	247
Ka 1.3	1156	252
Ka	1208	255
Ka 1.0L Zetec Rocam	1533	258
Ka 1.6L Zetec Rocam	1533	258
Ka	1686	264
Ka	1825	270
Ka	12717	285
Ka +	1825	270
Ka II 1.3	1156	252
Ka III 1.3	1156	252
Kuga 2000	1714	265
Landau	0001	217
Landau	0126	220
Landau e LTD	0056	218
Laser	0144	221
Laser	0340	225
Laser	0475	229
Lincoln MKS V6 3.5L 3490cc 213cid	1677	263
Lincoln MKS V6 3.5L 3496cc 213cid	1677	263
Lincoln MKS V6 3.7L 3726cc 227cid	1677	263
Lincoln MKT V6 3.5L 3496cc 213cid	1677	263
Lincoln MKT V6 3.7L 3726cc 227cid	1677	263
Lincoln MKX V6 3.5L 3496cc 213cid	1677	263
Lincoln MKX V6 3.7L 3726cc 227cid	1677	263
Lincoln MKZ V6 3.7L 3726cc 227cid	1677	263
Lincoln Navigator 5.4 V8	0959	246
LN9000	0624	234

Ford	Nº ZEN	Pg.
LT Trucks E-Series Vans 7.3 L - Diesel	1081	251
LT Trucks Excursion 7.3 L - Diesel	1081	251
LTD	0126	220
Maverick 6 Cil	0015	217
Maverick Georgia 4 cil	0082	219
Maverick 4 cil	0115	220
Maverick com motor 302 CID 8 cil	0126	220
Maverick 2.7 D	1070	250
Maverick 2700	1947	276
Maverick 2400	0712	237
MED. HD. TRK	0556	231
Mercury	1225	255
Mercury Mystique 2.0 L 4 cil	1208	255
Mercury Sable V6 3.5L 3496cc 213cid	1677	263
Meteor	0475	229
Mondeo 1.8i e 2.0i	0520	230
Mondeo	0821	241
Mondeo 1.8 Turbo Diesel	0962	247
Mondeo 1.8 e 2.0	0990	247
Mondeo 2.4	1539	258
Mondeo 95 CLX 16 V	0823	241
Mondeo CLX	1208	255
Mondeo Mk4 2000	1714	265
Mustang	1199	254
Mustang V8 4.6L 281cid	9705	280
Mustang GT V8 4.6 Gas.	1226	255
Mustang Cobra V8 4.6 Gas.	1199	254
Mustang Cobra V8 4.6 Gas.	1226	255
Mustang GT V8 4.6 Gas.	1199	254
Mustang II L4 2.0L 1989cc 122cid	0205	222
Mustang II L4 2.0L 1993cc 122cid	0205	222
Mustang II L4 2.3L 140cid	0205	222
Mustang II L4 2.3L 2295cc 140cid	0205	222
Mustang II L4 2.3L 2302cc 140cid	0205	222
N0708	0661	235
N0710	0661	235
N0808	0661	235
N0810	0661	235
N0812	0661	235
N0814	0661	235
N0910	0661	235
N0914	0661	235
N1114	0661	235
N1414	0661	235
NA1814	0661	235
NA2214	0661	235
New Fiesta	1791	269
Nova Ecosport	1791	269
Novo Fiesta 1.0L / 1.6L Zetec Rocam	0965	247
Novo Fiesta 1.0L Supercharger	0965	247
Novo Fiesta 1.0L Supercharger	1533	258
Novo Fiesta 1.0L Zetec Rocam	1533	258
Novo Fiesta 1.6L Zetec Rocam	1533	258
Orion 1.6 D	0520	230
Orion 1.6 D	0633	234
Orion 1.6 diesel	0962	247
Orion SEE: 120-330 1.8L Diesel	1171	253

Ford	Nº ZEN	Pg.
Pampa 1.6	0068	219
Pampa 1.6	0108	220
Pampa todos com motor CHT	0293	224
Pick Up	0056	218
Pick Up	0115	220
Pick Up (USA) 4.9 / 5.8	1134	252
Pick Up 7.3 D Turbo	0887	243
Pick Up F100 MWM	0772	239
Pick Up F100	12686	285
Pick Up F1000 MWM	0772	239
Pick Up F150 MWM	0772	239
Pick Up F4000 MWM	0772	239
Pick Up Lobo V6	1614	260
Pick Up série F 4.2 (V6), 4.6 e 5.4 (V8), 6.8 (V10)	0959	246
Pinto L4 1.6L 1598cc 98cid	0205	222
Pinto L4 1.6L 1599cc 98cid	0205	222
Pinto L4 2.0L 1989cc 122cid	0205	222
Pinto L4 2.0L 1993cc 122cid	0205	222
Pinto L4 2.3L 140cid	0205	222
Pinto L4 2.3L 2295cc 140cid	0205	222
Pinto L4 2.3L 2302cc 140cid	0205	222
PMGR Starters	1225	255
Police Interceptor Sedan V6 3.5L 3496cc 213cid	1677	263
Police Interceptor Sedan V6 3.7L 3726cc 227cid	1677	263
Power Stroke	12675	285
Ranchero	0162	221
Ranger 2.5 D	0818	241
Ranger	0861	243
Ranger 2.5 TD	1024	249
Ranger	1192	254
Ranger Diesel	1217	255
Ranger	1224	255
Ranger	1552	258
Ranger 2.3L (140) L4	1585	259
Ranger 1.8	1612	260
Ranger 1.6	1613	260
Ranger Maxion HS 4 cil 2.5	1635	261
Ranger	12682	285
Ranger 2.2 e 3.2	1807	269
Ranger Duratec HE 2.3	1617	261
Ranger International 3.0 Diesel	0916	245
Ranger International Maxion HS 4 cil. 2.5 e 2.8 Diesel	0916	245
Ranger V6	1553	258
Retroescavadeira	0064	218
Royale com transmissão automática e EFI	0108	220
S Max 2000	1714	265
S Max 2200	1714	265
Scala 1.6 CHT	0108	220
Scorpio 2.4, 2.8, 2.8 INJ, 2.9, 2.9 4X4	0482	229
Scorpio 1.8, 2.0 e 2.0 I	0520	230
Scorpio 2.5 D	0632	234
Sierra 1.6, 2.0, 2.3	0108	220
Sierra 2.3	0238	223
Sierra 2.0, 2.3, 2.3 INJ, 2.8, 2.8 4X4, 2.9	0482	229
Sierra 1.3, 1.6, 1.8, 2.0, 2.0 I, 2.3	0520	230
Sierra 2.3 D	0632	234
Sierra 1.6	0742	238

Ford	Nº ZEN	Pg.
Sierra	0961	247
Sierra D 2.3	0406	227
Sierra Ghia 1.6	0469	229
Sierra L 1.6	0469	229
Sporpio	0961	247
Taurus 2.0, 2.3	0080	219
Taurus 2.0, 2.3	0108	220
Taurus 1.3 e 1.6	0220	222
Taurus 1.3, 1.6, 2.0	0222	222
Taurus 2.0 e 2.3	0238	223
Taurus 2.0 V6	0307	224
Taurus V6 3.5L 3496cc 213cid	1677	263
Taurus	1871	272
Taurus V6 3.0	13268	282
Taurus X V6 3.5L 3496cc 213cid	1677	263
Tempo L4 2.0L 1989cc 122cid Diesel	0681	236
Thunderbird LX V8 4.6 Gas.	1199	254
Thunderbird LX V8 4.6 Gas.	1226	255
Tiger Tug (USA) - Cummins	1134	252
TN55	1624	261
TN55D	1624	261
TN55S	1624	261
TN65	1624	261
TN65 Turf	1624	261
TN65D	1624	261
TN65S	1624	261
TN65V	1624	261
TN70	1624	261
TN70D	1624	261
TN70S	1624	261
TN75	1624	261
TN75D	1624	261
TN75S	1624	261
TN75V	1624	261
Topaz	0672	236
Transit 1.0 1250cc	0015	217
Transit	0064	218
Transit Diesel	0398	227
Transit	0412	227
Transit 1.6, 2.0	0475	229
Transit	0528	231
Transit	0861	243
Transit	0907	244
Transit 2.4	1539	258
Transit	1642	262
Transit	1874	272
Transit 100	0223	222
Transit 1000	0015	217
Transit 1250	0223	222
Transit 1500	0223	222
Transit 800	0223	222
Transit D	0541	231
Trator	0669	235
Trator 2000	0155	221
Trator 3000	0155	221
Trator 8000 73	0155	221
Tratores	1837	271

Ford	Nº ZEN	Pg.
Tratores	1957	277
Tratores	9426	279
Truck Diesel	0670	236
Van	0280	278
Van 7.3 D Turbo	0887	243
Verona	0729	237
Verona	0762	239
Verona 1.8i, 2.0i	12685	285
Verona GLX	0323	225
Verona LX 1.6	0108	220
Versailles 1.8, 2.0 e 2.0i	0108	220
VL com odore	0475	229
XR2	0520	230
XR3	0323	225
XR3 com motor Zetec 1.8	0520	230

Fordson	Nº ZEN	Pg.
Tratores	0096	219

Foton	Nº ZEN	Pg.
Pá Carregadeira FL 917	1711	265

Freightliner	Nº ZEN	Pg.
Caminhões M2 Com Motor MB906/904	1679	263
Caminhões M2 Com Motor MB906/904	1805	269
Cascadia com motor Cummins ISX	1811	270
Cascadia com motor Detroit S60	1811	270
Cascadia com motor MBE4000	1811	270
Cascadia com motor MBE4000	13132	282
Cascadia com motor Cummins ISX	1810	270
Cascadia com motor Cummins ISX	13117	282
Cascadia com motor DD13, DD15, DD16	1810	270
Cascadia com motor DD13, DD15, DD16	13119	282
Cascadia com motor Detroit S60	1810	270
Cascadia com motor Detroit S60	13117	282
Cascadia com motor MBE4000	1810	270
Cascadia com motor MBE4000	13119	282
Century com motor CAT C15, Detroit S60	1811	270
Century com motor MBE4000	1811	270
Century com motor MBE4000	13119	282
Century com motor MBE4000	13132	282
Century com motor CAT C15, Detroit S60	1810	270
Century com motor CAT C15, Detroit S60	13117	282
Century com motor MBE4000	1810	270
Coronado com motor Cummins ISX	1811	270
Coronado com motor DD15, DD16, DD13	13119	282
Coronado com motor Cummins ISX	1810	270
Coronado com motor Cummins ISX	13117	282
Coronado com motor DD15, DD16, DD13	1810	270
M2 106 com motor Cummins ISB	1809	269
M2 106 com motor Cummins ISC	1811	270
M2 106 com motor Cummins ISC	1810	270
M2 106 com motor Cummins ISC	13118	282
M2 112 com motor DD13	1810	270
Motor Cat C10/C12/C15, C11/C13/C15 Acert Cummins ISX, ISM, N14 e DDC 60 Series	1810	270
Motor Cat C10/C12/C15, C11/C13/C15 Acert, Cummins ISX, ISM, N14 e DDC 60 Series	1811	270

Freightliner	Nº ZEN	Pg.
Motor MBE 4000	1810	270
Motor MBE 4000	1811	270
Motor MBE 4000	13132	282
Prestolite MS2-510, MS2-511, MS2-514	1811	270
Severe Duty com motor Cummins ISX	1811	270
Severe Duty com motor Cummins ISX	1810	270
Severe Duty com motor Cummins ISX	13117	282
Severe Duty com motor DD13	1810	270
Substitui Mitsubishi FL0379, MIB970379. Denso 428000-4451	1811	270
Substitui Mitsubishi MK0077, 009T70077, 8MJ4298AM e VV0977. Denso 428000-4420, 4	1811	270

General Motors/Chevrolet	Nº ZEN	Pg.
400	0020	217
400	1184	253
4006MT	0118	220
6500 Kodiak GM 7.0L(427) V8 Gasolina	0774	239
7000 FWD Control 6 Cil.	1827	270
8000MT	0118	220
8500 FWD Control 6 Cil.	1827	270
Acadia V6 3.6L 217cid	0806	241
Acadia V6 3.6L 3564cc 217cid	0806	241
Agile 1.4	1745	266
Ascona	0243	223
Astra 1.8i	0745	238
Astra 2.0i 16v	0745	238
Astra 1.8	0770	239
Astra 1.8 / 2.0 / 2.0 16V	1209	255
Astra 1.8 e 2.0	10003	277
Astra 1.8i, 2.0i, 2.0 MPFI, 2.0i 16V	12683	285
Astra	12720	285
Astra 1.8 e 2.0	12720	285
Astra 2.0 MPFI	0745	238
Astra Sedan 1.8i	0745	238
Astra Sedan 2.0i	0745	238
Astra Sedan 2.0i 16v	0745	238
Astra Sedan 1.8i, 2.0i, 2.0 MPFI, 2.0i 16V	12683	285
Avalanche 5.3L(325) V8	10003	277
Avalanche 5.3L(325) V8	12720	285
Aveo 1.2 LPG Start/Stop	1908	274
Aveo 1.4 D Start/Stop	1908	274
B7 V8 7.0L 7011cc 427cid	0774	239
Blazer	0292	224
Blazer 4.3 V6	0756	238
Blazer V6	0770	239
Blazer 2.5 Diesel	0861	243
Blazer	0916	245
Blazer 4.3 V6	0958	246
Blazer Diesel	1168	253
Blazer Maxion HS 4 cil 2.5	1635	261
Blazer 2.2 e 2.4	10003	277
Blazer 2.2 EFI	12683	285
Blazer	12720	285
Blazer 2.2 e 2.4	12720	285
Blazer 2.2 EFI	0745	238
Blazer DLX	12682	285
Blazer V6 USA	0610	233

General Motors/Chevrolet	Nº ZEN	Pg.
Blitz	0243	223
Buick	0020	217
C Séries C1500 6.5	1198	254
C Séries C1500 6.5 Turbo	1198	254
C Séries C1500 6.5 Turbo Suburban	1198	254
C Séries C2500 6.2	1198	254
C Séries C2500 6.5	1198	254
C Séries C2500 6.5 Turbo	1198	254
C Séries C2500 6.5 Turbo Suburban	1198	254
C Séries C3500 6.5 Turbo	1198	254
C10	0045	218
C10 V8 5.0L 305cid	1189	253
C10 Suburban V8 5.0L 305cid	1189	253
C20	0013	217
C20	0020	217
C20 V8 5.0L 305cid	1189	253
C20 Suburban V8 5.0L 305cid	1189	253
C2500 V6 4.3L 262cid	1189	253
C4500 Kodiak V8 8.1L 496cid	0774	239
C5500 Kodiak V8 8.1L 496cid	0774	239
C5500 Kodiak GM 6.0L(366) V8 Gasolina	0774	239
C5500 Kodiak GM 7.0L(427) V8 Gasolina	0774	239
C5500 Kodiak GM 7.4L(454) V8 Gasolina	0774	239
C5500 Kodiak GM 8.1L(496) V8 Gasolina	0774	239
C60 GM 6.0L(366) V8 Gasolina	0774	239
C60 GM 7.0L(427) V8 Gasolina	0774	239
C60 GM 7.4L(454) V8 Gasolina	0774	239
C60 GM 8.1L(496) V8 Gasolina	0774	239
C60 Kodiak V8 6.0L 366cid	0774	239
C60 Kodiak V8 7.0L 7011cc 427cid	0774	239
C6500 Kodiak V8 6.0L 366cid	0774	239
C6500 Kodiak V8 7.0L 7011cc 427cid	0774	239
C6500 Kodiak V8 7.4L 454cid	0774	239
C6500 Kodiak V8 8.1L 496cid	0774	239
C70 GM 6.0L(366) V8 Gasolina	0774	239
C70 GM 7.0L(427) V8 Gasolina	0774	239
C70 GM 7.4L(454) V8 Gasolina	0774	239
C70 GM 8.1L(496) V8 Gasolina	0774	239
C70 Kodiak V8 6.0L 366cid	0774	239
C70 Kodiak V8 7.0L 7011cc 427cid	0774	239
C75	0045	218
C7500 Kodiak 8 Cil 7.0L 7011cc 427cid	0774	239
C7500 Kodiak V8 6.0L 366cid GM 6.0L(366) V8 Gasolina	0774	239
C7500 Kodiak V8 7.0L 7011cc 427cid	0774	239
C7500 Kodiak V8 7.4L 454cid	0774	239
C7500 Kodiak V8 8.1L 496cid	0774	239
C7500 Kodiak GM 6.0L(366) V8 Gasolina	0774	239
C7C7500 Kodiak V8 6.0L 366cid	0774	239
C80 GM 6.0L(366) V8 Gasolina	0774	239
C80 GM 7.0L(427) V8 Gasolina	0774	239
C80 GM 7.4L(454) V8 Gasolina	0774	239
C80 GM 8.1L(496) V8 Gasolina	0774	239
Calibra 2.0 / 2.0i / 2.0i 16V	1209	255
Camaro	0522	230
Camaro V6 2.8L 173cid	1189	253
Camaro V6 3.1L 189cid	1189	253
Caminhão com motor 4.53	0114	220

General Motors/Chevrolet	Nº ZEN	Pg.
Caminhão com motor Perkins	0121	284
Caminhão com motor Perkins	0201	284
Caminhão Perkins 6 cil	1359	256
Caminhão 14190	0625	234
Caminhão D478	0093	219
Caminhão D478	0568	232
Caminhões de linha pesada 6V	0626	234
Caprice Modelo Antigo	0522	230
Captiva 3.6	0806	241
Caravan	0045	218
Cavalier 2.4	0756	238
Cavalier 4 cil	0783	240
Celebrity	0653	235
Celta	0837	242
Celta 1.0	0843	242
Celta 1.0	1064	250
Celta 1.0	1745	266
Celta	10003	277
Celta	12720	285
Chevette 1.4 gasolina	0080	219
Chevette 1.4 e 1.6	0108	220
Chevette Junior álcool e gasolina	0108	220
Chevrolet 8 cilindros	0676	236
Chevrolet V6 Citation	0653	235
Chevy Diesel	0737	237
Chevy 500	0108	220
Chevy Lux	0141	221
Chevy Lux	0351	226
Classic 1.0	1745	266
Cobalt 1.4 e 1.8	1745	266
Cobalt	1911	274
Cobalt	10003	277
Colorado L4 2.5L 2457cc 153cid	1935	276
Colorado L4 2.8L 171cid	1946	276
Corsa 1.0, 1.4	0482	229
Corsa 1.0 e 1.4	0747	238
Corsa 1.0, 1.4, 1.6 EFI.	0837	242
Corsa	0843	242
Corsa	0945	246
Corsa	1209	255
Corsa	1557	259
Corsa 1.8	10003	277
Corsa 1.8	12720	285
Cruze 1.8	1745	266
Cruze 1.4 Start/Stop	1908	274
Cruze	1911	274
Cruze 1.4 turbo 4 Cilindros Gasolina	1922	275
D20	0024	217
D20 Maxion	0826	242
D20	0978	247
D40	0118	220
D6000 com motor Maxion	0118	220
D6000	0978	247
Envoy 5.3L/5.3L XL (325) V8	10003	277
Envoy 5.3L/5.3L XL (325) V8	12720	285
Equinox V6 3.0L 182cid	0806	241
Equinox V6 3.6L 217cid	0806	241

General Motors/Chevrolet	Nº ZEN	Pg.
Especial/Special com motor Perkins 6 cil	0024	217
Especial/Special	0624	234
Express Vans 4.8L(291) V8	10003	277
Express Vans 5.3L(325) V8	10003	277
Express Vans 4.8L(291) V8	12720	285
Express Vans 5.3L(325) V8	12720	285
GMC	0610	233
GMC	0611	233
GMC 6100 Maxion 4 Cil.	0978	247
GMC Sonoma 2.2 lts	0612	233
Grand Blazer 4.1	0915	244
Impala Modelo Antigo	0522	230
Impala 3.4L(207) V6	10003	277
Impala 3.4L(207) V6	12720	285
Ipanema 1.8	0108	220
Ipanema 2.0 MPFI	0745	238
Ipanema 2.0 MPFI	12683	285
K10 V8 5.0L 305cid	1189	253
K10 Suburban V8 5.0L 305cid	1189	253
K1500 V6 4.3L 262cid	1189	253
K20 V8 5.0L 305cid	1189	253
K20 Suburban V8 5.0L 305cid	1189	253
K2500 V6 4.3L 262cid	1189	253
K5 Blazer V8 5.0L 305cid	1189	253
Kadett 1.8	0108	220
Kadett	0243	223
Kadett 2.0 MPFI	0745	238
Kadett 2.0 MPFI	12683	285
Kodiak	1608	260
Kodiak C8500 GM 6.0L(366) V8 Gasolina	0774	239
Kodiak C8500 GM 7.0L(427) V8 Gasolina	0774	239
Kodiak C8500 GM 7.4L(454) V8 Gasolina	0774	239
Kodiak C8500 GM 8.1L(496) V8 Gasolina	0774	239
Lanos	0770	239
Lumina V6 3.1 lts e 4.0 lts	0783	240
Lumina (Sedan) 3.1L(189) V6	10003	277
Lumina(Sedan) 3.1L(189) V6	12720	285
Malibu	0522	230
Malibu 2.4	0756	238
Malibu V6 3.6L 217cid	0806	241
Malibu V6 3.6L 3564cc 217cid	0806	241
Malibu 1.5 4 Cilindros	1922	275
Malibu L4 2.0L 1998cc 122cid	1935	276
Malibu 3.1L(189) V6	10003	277
Malibu 3.1L(189) V6	12720	285
Manta	0243	223
Marajó 1.4 álcool e gasolina	0080	219
Marajó 1.4 e 1.6	0108	220
Meriva 1.8	10003	277
Meriva 1.8	12720	285
Minivan 3.4 lts	0783	240
Montana 1.4	1745	266
Montana	10003	277
Montana	12720	285
Monte Carlo	0522	230
Monte Carlo V6 3.1 lts	0783	240
Monte Carlo 3.4L(207) V6	10003	277

General Motors/Chevrolet	Nº ZEN	Pg.
Monte Carlo 3.4L(207) V6	12720	285
Monza	0108	220
Motor	0611	233
Motor 1.8 8V SOCH e 1.8 16V DOCH (Flex)	12720	285
Motor para Empilhadeira Hyster	0610	233
Motor para Empilhadeira Hyster XM50	0612	233
MPV V6 3.4 lts	0783	240
N107	1873	272
N108	1873	272
N109	1873	272
N200	1873	272
N300	1873	272
N300P	1873	272
Nova	0522	230
Novo Corsa	1064	250
Novo Prisma LT e LTZ Com Motor 1.0L e 1.4L SPE/4 (SOCH)	1745	266
Nubira	0770	239
Omega 2.0	0243	223
Omega 3.0, 4.1	0482	229
Omega 2.0i	0745	238
Omega 2.2i	0745	238
Omega 3.0i	0745	238
Omega 2.0i, 2.2i, 3.0i	12683	285
Omega Australiano 3.8 V6	0919	245
Omega CD 4.1	1680	263
Omega Suprema 2.2, 3.0	0482	229
Omega Suprema 2.0i, 2.2i, 3.0i	12683	285
Onix Com Motor 1.0 e 1.4 SPE/4 (SOCH)	1745	266
Onix	1911	274
Opala 4 e 6 cil	0020	217
Opala	0045	218
Opala	0046	218
Orlando 1.4 Start/Stop	1908	274
Pick Up Perkins 4 cil	0024	217
Pick Up Modelo Antigo	0522	230
Pick Up Perkins 4 cil Diesel	1359	256
Pick Up 400	0161	221
Pick Up Apache	0013	217
Pick Up C10	0010	217
Pick Up C10	0045	218
Pick Up C10	0161	221
Pick Up C14	0010	217
Pick Up C15	0010	217
Pick Up C15	0045	218
Pick Up D20 com motor Maxion	0118	220
Pick Up D20	12682	285
Pick Up S10 Importada 2.2 modelo LS /com motor 4cil	0612	233
Pick Up S10 com Motor Maxion HS	12682	285
Pick Up Silverado Sierra Importado DIE	1194	254
Pick Up Sonoma 2.2 lts. Importada	0612	233
Prisma	0837	242
Prisma	1911	274
Prisma	10003	277
Prisma	12720	285
S10 Importada	0351	226
S10 2.5 Diesel Maxion	0657	235

General Motors/Chevrolet	Nº ZEN	Pg.
S10 2.2 Gasolina	0745	238
S10 4.3 V6	0756	238
S10	0770	239
S10 Diesel	0861	243
S10 Maxion HSD	0916	245
S10 MWM Diesel	1063	250
S10 Maxion HS 4 cil 2.5	1635	261
S10 2.8 Diesel	1776	268
S10 Cab. Dupla (nova) 2L03-43 (LCV, N8D)	1935	276
S10 Cab. Simples (nova) 2L03-43 (LCV, N8D)	1935	276
S10 LS DD4	1946	276
S10 2.2 e 2.4	10003	277
S10	12720	285
S10 2.2 e 2.4	12720	285
S10 Blazer V6 2.8L 173cid	1189	253
S10 Blazer V6 4.3L 262cid	1189	253
S10 Pick Up V6 2.8L 173cid	1189	253
S10, EFI, MPFI	12683	285
Safari XT 4.3 V6	0756	238
Sail	1848	271
Saturno 91	0752	238
Savana Vans 4.8L (291) V8	10003	277
Savana Vans 5.3L/5.3L XL (325) V8	10003	277
Savana Vans 4.8L (291) V8	12720	285
Savana Vans 5.3L/5.3L XL (325) V8	12720	285
Série D - d20 Plus Maxion S4T JF 12V	1690	264
Sierra 6.6L Diesel	1608	260
Sierra Pick Up 4.8L (291) V8	10003	277
Sierra Pick Up 5.3L/5.3L XL (325) V8	10003	277
Sierra Pick Up 4.8L (291) V8	12720	285
Sierra Pick Up 5.3L/5.3L XL (325) V8	12720	285
Silverado gasolina	0020	217
Silverado	0454	229
Silverado 4.1	0482	229
Silverado 6.0 - 8.1	0756	238
Silverado 6 cil a gasolina 12V	0915	244
Silverado Maxion S4 Diesel	0978	247
Silverado MWM Diesel	0991	247
Silverado MWM	1022	249
Silverado	1608	260
Silverado 1500 V6 4.3L	1761	267
Silverado 1500 V8 5.3L	1761	267
Silverado 1500 V8 6.2L	1761	267
Silverado com Motor MWM	12682	285
Silverado Pick Up 4.8L(291) V8	10003	277
Silverado Pick Up 5.3L(325) V8	10003	277
Silverado Pick Up 4.8L(291) V8	12720	285
Silverado Pick Up 5.3L(325) V8	12720	285
Spark	1048	250
Spectrum L4 1.5L 1471cc 92cid	0498	230
Spectrum L4 1.5L 1471cc 92cid w/Turbo	0498	230
Spectrum L4 1.5L 1471cc 92cid wo/Turbo	0498	230
Spin 1.8	1745	266
Spin	10003	277
SSR Sport Truck 5.3L (325) V8	10003	277
SSR Sport Truck 5.3L (325) V8	12720	285
Suburban 5.7 - 7.4 - 8.1	0756	238

General Motors/Chevrolet	Nº ZEN	Pg.
Suburban V8 5.3L	1761	267
Suburban 5.3L(325) V8	10003	277
Suburban 5.3L(325) V8	12720	285
Suprema 2.0, 2.0i, 3.0i.	0745	238
Suprema 2.0 / 2.2 / 3.0	1209	255
T5500 GM 6.0L(366) V8 Gasolina	0774	239
T6500 V8 6.0L 366cid	0774	239
T7500 V8 6.0L 366cid	0774	239
Tahoe V8 5.3L	1761	267
Tahoe 4.8L(291) V8	10003	277
Tahoe 5.3L(325) V8	10003	277
Tahoe 4.8L(291) V8	12720	285
Terrain V6 3.0L 182cid	0806	241
Tigra	0837	242
Topkick Trucks 6.6L Diesel	1608	260
Tracker	0595	233
Tracker 1.4 Turbo 4 Cilindros Gasolina	1922	275
TrailBlazer 2.8 Diesel	1776	268
Trailblazer 5.3L(325) V8	10003	277
Trailblazer 5.3L(325) V8	12720	285
Traverse V6 3.6L 217cid	0806	241
Trax 1.4 AWDS Start/Stop	1908	274
Truck	0625	234
Truck 350	0522	230
Truck Big 10 Modelo Antigo	0522	230
Truck C60/C70	0522	230
Vectra 2.0	0243	223
Vectra 2.0 16v	0745	238
Vectra 2.0 GSI MPFI / 2.0 GLS MPFI	1209	255
Vectra 2.2	10003	277
Vectra 2.2	12720	285
Vectra CD	0770	239
Vectra GLS 2.0	0745	238
Vectra GSI 2.0i 16v	0745	238
Vectra II (SOHC) 1.8/2.0/2.2 - 8V	12720	285
Venture 3.4L(207) V6	10003	277
Venture 3.4L(207) V6	12720	285
Yukon 4.8L (291) V8	10003	277
Yukon 5.3L/5.3L XL (325) V8	10003	277
Yukon 4.8L (291) V8	12720	285
Yukon 5.3L/5.3L XL (325) V8	12720	285
Zafira 2.0 MPFI	0745	238
Zafira 2.0 SFI 16v	0745	238
Zafira	0770	239
Zafira 2.0	10003	277
Zafira 2.0 MPFI	12683	285
Zafira 2.0	12720	285

Geo	Nº ZEN	Pg.
Spectrum L4 1.5L 1471cc 92cid wo/Turbo	0498	230

GMC	Nº ZEN	Pg.
B7 V8 6.0L 366cid	0774	239
B7 V8 7.0L 7011cc 427cid	0774	239
C1500 V6 4.3L 262cid	1189	253
C1500 V8 5.0L 305cid	1189	253
C1500 Suburban V8 5.0L 305cid	1189	253
C2500 V6 4.3L 262cid	1189	253

GMC	Nº ZEN	Pg.
C2500 V8 5.0L 305cid	1189	253
C2500 Suburban V8 5.0L 305cid	1189	253
C4500 Topkick V8 8.1L 496cid	0774	239
C5500 Topkick 8 Cil 8.1L 496cid GM 8.1L(496) V8 Gasolina	0774	239
C5500 Topkick V8 8.1L 496cid	0774	239
C5500 Topkick GM 7.0L(427) V8 Gasolina	0774	239
C5500 Topkick GM 7.4L(454) V8 Gasolina	0774	239
C5500 Topkick GM 8.1L(496) V8 Gasolina	0774	239
C5C5500 Topkick GM 6.0L(366) V8 Gasolina	0774	239
C6000 GM 6.0L(366) V8 Gasolina	0774	239
C6000 GM 7.0L(427) V8 Gasolina	0774	239
C6000 GM 7.4L(454) V8 Gasolina	0774	239
C6000 GM 8.1L(496) V8 Gasolina	0774	239
C6000 Topkick V8 7.0L 7011cc 427cid	0774	239
C6500 Topkick V8 7.0L 7011cc 427cid	0774	239
C6500 Topkick V8 8.1L 496cid	0774	239
C6500 Topkick GM 7.0L(427) V8 Gasolina	0774	239
C7000 GM 7.0L(427) V8 Gasolina	0774	239
C7000 GM 8.1L(496) V8 Gasolina	0774	239
C7000 Topkick V8 7.0L 7011cc 427cid	0774	239
C7500 Topkick V8 6.0L 366cid	0774	239
C7500 Topkick V8 7.0L 7011cc 427cid	0774	239
C7500 Topkick V8 7.4L 454cid	0774	239
C7500 Topkick V8 8.1L 496cid	0774	239
C7500 Topkick GM 6.0L(366) V8 Gasolina	0774	239
C80 GM 6.0L(366) V8 Gasolina	0774	239
C80 GM 7.0L(427) V8 Gasolina	0774	239
C80 GM 7.4L(454) V8 Gasolina	0774	239
C80 GM 8.1L(496) V8 Gasolina	0774	239
Canyon L4 2.5L 2457cc 153cid	1935	276
Canyon L4 2.8L 171cid	1946	276
Jimmy V8 5.0L 305cid	1189	253
K1500 V6 4.3L 262cid	1189	253
K1500 V8 5.0L 305cid	1189	253
K1500 Suburban V8 5.0L 305cid	1189	253
K2500 V6 4.3L 262cid	1189	253
S15 Jimmy V6 2.8L 173cid	1189	253
S15 Jimmy V6 4.3L 262cid	1189	253
S15 Pick Up 6 Cil 2.8L 173cid	1189	253
S15 Pick Up 6 Cil 4.3L 262cid	1189	253
Sierra 1500 V6 4.3L	1761	267
Sierra 1500 V8 5.3L	1761	267
Sierra 1500 V8 6.2L	1761	267
Sonoma V6 2.8L 173cid	1189	253
T5500 GM 6.0L(366) V8 Gasolina	0774	239
T6500 V8 6.0L 366cid	0774	239
T7500 V8 6.0L 366cid	0774	239
Topkick C8500 GM 6.0L(366) V8 Gasolina	0774	239
Topkick C8500 GM 7.0L(427) V8 Gasolina	0774	239
Topkick C8500 GM 7.4L(454) V8 Gasolina	0774	239
Topkick C8500 GM 8.1L(496) V8 Gasolina	0774	239
Yukon V8 5.3L	1761	267
Yukon V8 6.2L	1761	267
Yukon XL V8 5.3L	1761	267
Yukon XL V8 6.2L	1761	267

Goldoni	Nº ZEN	Pg.
Transcar 23	1065	250
Gradall	Nº ZEN	Pg.
Motor MWM	12684	285
Gurgel	Nº ZEN	Pg.
BR 800	0323	225
Carajas com motor VW AP 1.8	0108	220
Tocantins L	0323	225
TR 1.6	0323	225
Hanomag	Nº ZEN	Pg.
20	0419	227
22C	0419	227
30	0419	227
33C	0419	227
400D	0419	227
Harley Davidson	Nº ZEN	Pg.
Disc Glide - FXDG	0898	244
Disc Glide - FXRDG	0898	244
Electra Glide - FLH	0898	244
Electra Glide - FLH 1200	0898	244
Electra Glide - FLH-80	0898	244
Electra Glide - FLHS	0898	244
Electra Glide - FLHT	0898	244
Electra Glide Classic - FLHC	0898	244
Electra Glide Classic - FLHTC	0898	244
Electra Glide Special - FLHX	0898	244
Electra Glide Sport - FLHS	0898	244
Electra Glide Super Sport - FLHFB	0898	244
Fat Bob - FXEF	0898	244
Fat Bob - FXEF 1200	0898	244
Fat Bob - FXEF-80	0898	244
Glide Heritage - FLH	0898	244
Harley Davidson FL	0898	244
Harley Davidson FLH	0898	244
Harley Davidson FS	0898	244
Heritage Softail - FLST	0898	244
Heritage Softail Classic - FLSTC	0898	244
Low Glide - FXRS	0898	244
Low Glide Custom - FXRC	0898	244
Moto	1566	259
MY91 - 06 BT except MY06 Dyna	1201	254
MY91 - 06 BT except MY06 Dyna	1566	259
Harvester	Nº ZEN	Pg.
D 430	0224	223
D 432	0224	223
D 439	0224	223
Hatz	Nº ZEN	Pg.
1D60	0931	245
1D80	0931	245
E 80 FG - E 80 G - E 85 FG - E 89	0638	234
Motor	1451	256
Hillman	Nº ZEN	Pg.
Avenger	0170	278

Hillman	Nº ZEN	Pg.
Avenger	0171	278
Hunter	0170	278
Hunter	0171	278
Hino	Nº ZEN	Pg.
Caminhões FB/FF basculante	1098	251
IW	1827	270
W04D	1827	270
Hitachi	Nº ZEN	Pg.
Escavadeira EX100M-2 Isuzu 4BD1	0850	242
Escavadeira EX100-2 Isuzu 4BD1	0850	242
Maxima	1016	248
Motores Estacionários	1725	266
Osgr 2.2KW 12v	1608	260
OSGR 2.2KW 12v	1608	260
S108 116, S108 61 A, B, C, D, E, F, G	0536	231
Tsuru Altima	1016	248
Honda	Nº ZEN	Pg.
Accord 1.6	0327	225
Accord 1.8 - 2.0	0815	241
Accord	0818	241
Accord V 2.0 TDI	1958	277
Accord	9350	279
Accord 1600, 1599cc	0349	226
Accord L4 2.4L 2354cc	1849	271
Accord L4 2.4L 2354cc 144cid	1849	271
Aerodeck	0815	241
Amaze	1887	273
Ballade 1500	0353	226
City	1759	267
Civic	0809	241
Civic	0818	241
Civic 1.7L	1548	258
Civic	1734	266
Civic L4 2.0L 1998cc 122cid	1849	271
Civic 2.0 Diesel	1958	277
Civic VI 2.0 Aerodeck TDi C	1958	277
Civic VI Aerodeck 2.0 iD	1958	277
Civic 1.3 - 1.4 - 1.5 - 1.6	9186	279
Civic	9350	279
Civic 1300 16V	0353	226
Civic 1300, 1343cc D13B1	0353	226
Civic 1200	0349	226
Civic 1250	0349	226
Civic 1300 12V, 1335cc EW2/3	0353	226
Civic 1300 L4 1.3 Gas.	0832	242
Civic 1300 STD L4 1.3 Gas.	0832	242
Civic 1400	0353	226
Civic 1500 D15B2	0353	226
Civic 1500 D15Z	0353	226
Civic DX L4 1.3 Gas.	0832	242
Civic L4 1.3L 1342cc 82cid	0353	226
Civic L4 1.5L 1487cc	0353	226
Civic L4 1.5L 1491cc 91cid	0353	226
Civic L4 1.5L 1493cc	0353	226
Civic L4 1.6L 1590cc 97cid	0353	226

Honda	Nº ZEN	Pg.
Concerto 1.3 - 1.4 - 1.5 (16v)	9186	279
CRV	1734	266
CRX 1300 L4 1.3 Gas.	0832	242
CRX 1500 HF L4 1.5 Gas.	0832	242
CRX 1500 L4 1.5 Gas.	0832	242
CRX 1500 SI L4 1.5 Gas.	0832	242
CRX DX L4 1.5 Gas.	0832	242
CRX HF L4 1.5 Gas.	0832	242
CRX L4 1.5L 1493cc	0353	226
Element L4 2.4L 2354cc	1849	271
Fit	1759	267
Fit (Jazz)	12913	281
New Civic	1943	276
Nippondenso Starter	9504	280
Odyssey 2.3L NonTurbo Gas (F23Z4)	1849	271
Odyssey 2.4L NonTurbo Gas (K24A6)	1849	271
Prelude 2.0	0815	241
Prelude	9350	279
Shuttle 1.5 - 1.6	9186	279
Wagovan L4 1.5L 1487cc	0353	226
Hummer	Nº ZEN	Pg.
H1	0767	239
Hurlimann	Nº ZEN	Pg.
Tratores 345 - 355 - 360 - 470 - 480 - 490 - 5110 6130 - 6160 - 358 - 476 - 488T - 496 - 6135 - 6136 - 6160 - 6190	1951	277
Hyster	Nº ZEN	Pg.
Empilhadeira com motor Perkins 4203	0186	222
Empilhadeira com motor Perkins 4236	0186	222
Empilhadeira com motor Perkins GM2500 4C	0186	222
Empilhadeira com motor Perkins GM4100 6 cil	0186	222
Empilhadeira com motor 60XM	0450	228
Empilhadeira com motor H45	0450	228
Empilhadeira	0595	233
Empilhadeira	1195	254
Empilhadeira	1196	254
Empilhadeira Cummins	1205	254
Empilhadeira	1846	271
Empilhadeira H55XM GM 2.2	0783	240
Empilhadeira H80XM	0958	246
Empilhadeira Hyster	0610	233
Empilhadeira Hyster XM50	0612	233
Guindaste KF	0056	218
H-150-275H Perkins 6-354	0649	235
H350A Perkins 6-354	0649	235
H80XM	0756	238
Lift TK 4.3L	1473	257
XL 80	1473	257
Hyundai	Nº ZEN	Pg.
Accent L4 1.6 1591cc 97cid	1778	268
Accent	1923	275
Accent GLS	0450	228
Azera	1800	269
Creta 1.6 Start/Stop	1932	275
Elantra	0595	233

Hyundai	Nº ZEN	Pg.
Elantra	1788	269
Elantra	1923	275
Elantra L4 2.0L 1975cc	1775	268
Entourage GLS Mini Passenger Van 4-Door	1800	269
Excel	0450	228
Genesis Coupe	1800	269
Genesis Sedan 4-Door 3.8	1800	269
H 100	1577	259
H-1 2.5 TD - 2.5 TD 4WD	1607	260
H100	1607	260
H100 2.5 Diesel	1794	269
HB20 1.6	1777	268
HB20 1.0	1778	268
HB20 1.0	1912	274
HB20 1.6	1913	274
HR	1024	249
HR	1607	260
HR 2.5 Diesel	1794	269
HR 2.5 TCI	1940	276
I10 1.1	1509	257
i10 1.2, 57kW, 78HP, 1248cc	1950	276
i10 1.2, 63kW, 86HP, 1248cc	1950	276
I20 1.4	1706	265
i20 1.4 Gasolina Start/Stop	1932	275
i20 1.2, 57kW, 78HP, 1248cc	1950	276
i20 1.2, 63kW, 86HP, 1248cc	1950	276
i30	0595	233
I30 1.4/1.6	1706	265
I30 2.0	1775	268
i30 1.4 Gasolina Start/Stop	1932	275
i30 1.6 Gasolina Start/Stop	1932	275
IX20 1.4/1.6	1706	265
IX35 1.4/1.6	1706	265
IX35	1770	268
ix55 3.8 V6	1923	275
Mighty	12656	281
Mighty Truck 2.5 ton.	1577	259
Pony	0134	220
Pony	0450	228
Pony	0595	233
Porter 2.5 TD	1607	260
Porter	1794	269
Santa Fé	0595	233
Santa Fé	1800	269
Santa Fé L4 2.0L 1998cc 122cid	1770	268
Sonata 2.4 e 3.0	0450	228
Sonata 2.4, 3.0	0595	233
Sonata GLS Sedan 4-Door	1800	269
Sonata L4 2.0L 1998cc 122cid VIN B	1770	268
Starex	1794	269
Stellar	0450	228
Stellar	0595	233
Tiburon L4 2.0L 1975cc	1775	268
Tucson	0595	233
Tucson	1847	271
Tucson L4 2.0L 1975cc VIN B	1770	268
Tucson L4 2.4L 2359cc VIN C	1770	268

Hyundai	Nº ZEN	Pg.
Veloster L4 1.6 1591cc 97cid	1778	268
Veracruz	1800	269
Veracruz 3.5	1923	275
Hyundai Truck	Nº ZEN	Pg.
Magentis V6 2.7L 2656cc	1771	268
Optima V6 2.7L 2656cc	1771	268
Rondo V6 2.7L 2656cc	1771	268
Santa Fé V6 2.7L 2656cc	1771	268
Tucson L4 2.0L 1975cc	1775	268
Infiniti	Nº ZEN	Pg.
I30 3.0	1017	248
QX4 V6 3.3L 3275cc	0712	237
Innocenti	Nº ZEN	Pg.
Mini	0170	278
Mini	0171	278
MINI 3 Cil	0765	239
Regent	0170	278
Regent	0171	278
Inter	Nº ZEN	Pg.
Especial/Special	0677	236
International	Nº ZEN	Pg.
Caminhões Paystar com motor Cummins	13117	282
Caminhões Prostar com motor Cummins	13117	282
Caminhões Transtar com motor Cummins	13117	282
Jacto Perkins 1006/ T	1622	261
Matra Maxion HS 4 cil 2.5	1635	261
Maxion S4	1622	261
Motor MWM	12684	285
Navistar DT360 5.9	1648	262
Navistar DT446 - I6 7.6	1648	262
Navistar DT 444E V8 7.3	1595	260
Perkins 1006/ T	1622	261
Retroescavadeira Maxion S 4	1622	261
Retroescavadeira Maxion HS 4 cil 2.5	1635	261
Ishikawajima	Nº ZEN	Pg.
Especial/Special	9426	279
Isuzu	Nº ZEN	Pg.
Amigo L4 2.3L 2254CC	1957	277
Amigo L4 2.6L 2559CC	1957	277
Ascender 5.3L (325) V8	10003	277
Ascender 5.3L (325) V8	12720	285
C190M	0684	236
Campo 2.5 Diesel	1861	272
Cherry	0382	226
Datsun	0351	226
Engines Industrial Misc. Equipment 3AE1	0785	240
Especial/Special	0448	228
Especial/Special	0663	235
Especial/Special Diesel	0737	237
Especial/Special	0917	245
Especial/Special	1200	254
Especial/Special	1509	257

Isuzu	Nº ZEN	Pg.
I Mark L4 1.8L 1817cc gasolina Eng	0349	226
I-Mark L4 1.5L 1471cc	0498	230
I-Mark L4 1.5L 1471cc w/Turbo	0498	230
I-Mark L4 1.5L 1471cc wo/Turbo	0498	230
Impulse L4 2.0L 1994CC	1957	277
Impulse L4 2.3L 2254CC	1957	277
Industrial	1861	272
KB10 Thermo King estacionário diesel	0376	226
KB20	0141	221
KBD 20 Diesel	0376	226
KBD 25 2.0 Diesel	0376	226
KBD 27, 41, 47	0946	246
KBD 30 diesel	0376	226
Marinha	1861	272
Misc. Industrial Equipment 2AB1	0684	236
Misc. Industrial Equipment 3AB1	0684	236
Misc. Industrial Equipment C-190	0684	236
Motores Modelo 4ZE1	1957	277
Nippondenso Starter	9504	280
NKR	1858	272
NKR66	1865	272
NPR	1858	272
Pick Up L4 1.8L 1817cc	0349	226
Pickup L4 2.3L 2254CC	1957	277
Pickup L4 2.6L 2559CC	1957	277
Rodeo V6 3.1L 3137cc	1189	253
Trooper Diesel 2.2	0946	246
Trooper 2.8 Diesel	1861	272
Trooper 3.2 LS, LTD, RS	1863	272
Trooper 3.5	1863	272
Trooper L4 2.3L 2254CC	1957	277
Trooper L4 2.6L 2559CC	1957	277
Vanette	0382	226
Vehicross 3.5	1863	272

Iveco	Nº ZEN	Pg.
320-31	0290	223
Daily	1815	270
Daily II 29 - 35 - 40 - 45 2.3, 2.8 e 3.0 D.	1840	271
Daily II 50 - 60 - 65 2.3, 2.8 e 3.0 D.	1840	271
Daily III 29 - 35 - 40 - 45 - 2.3 e 3.0 D.	1840	271
Daily III 50 - 60 - 65 2.3 e 3.0 D.	1840	271

Jac	Nº ZEN	Pg.
Caminhão 1035	1818	270
J3	1781	268
J3 Turin	1781	268

Jacobsen	Nº ZEN	Pg.
T422D Kubota D950 Diesel	0353	226

Jaguar	Nº ZEN	Pg.
420 E Type	0412	227
Daimler	0475	229
HJ 12 6.0	0818	241
S-Type 3.0L	1585	259
Sovereign 2.9 - 3.6	0475	229
XJ6	0412	227

Jaguar	Nº ZEN	Pg.
XJS 5.3 V12	0818	241
XJS 6.0	0818	241

JCB	Nº ZEN	Pg.
420 / 430	1616	261
4CX Turbocharged/Intercooled	1616	261
807C	1616	261
811	1616	261
812	1616	261
814	1616	261
817	1616	261
818	1616	261
820	1616	261
Escavadeira	0947	246
Escavadeira	1722	266
Fastrac (635) 125	1616	261
Fastrac (635) 145	1616	261
Fastrac 8280 Sisu 6 Cil Tier 4 279 HP 8.4	1698	264
Fastrac 8310 Sisu 6 Cil Tier 4 306 HP 8.4	1698	264
JCB Fastrac (636) 125	1616	261
JCB Fastrac (636) 135	1616	261
JCB Fastrac (636) 155	1616	261
JCB Fastrac (636) 187	1616	261

Jeep	Nº ZEN	Pg.
Cherokee	0573	232
Cherokee	0783	240
Cherokee	0905	244
Cherokee V6 2.8L 173cid	1189	253
Cherokee 2.4 L4	1538	258
Cherokee 3.7 V6	1538	258
Comanche V6 2.8L 173cid	1189	253
Eagle 1.6, 1.8, 2.0 T	0595	233
Grand Cherokee	0573	232
Grand Cherokee	0597	233
Jeep Cherokee	0597	233
Jeep Cherokee 4.0	0597	233
Jeep Wrangler 4.0, 4.2	0597	233
Renegade	0376	226
Renegade	0946	246
Renegade	1877	273
Renegade 1.8 Start/Stop	1939	276
Wagoneer V6 2.8L 173cid	1189	253

Jeep Truck	Nº ZEN	Pg.
Cherokee L6 4.2L 258cid	0135	221
Cherokee L6 4.2L 4228cc 258cid	0135	221
Cherokee L6 4.2L 4229cc 258cid	0135	221
Cherokee V8 5.9L 360cid	0135	221
Compass L4 2.4L 2360cc 144cid VIN B	1771	268
Patriot L4 2.0L 1998cc 122cid	1771	268
Patriot L4 2.4L 2360cc 144cid	1771	268

Jinma	Nº ZEN	Pg.
Trator 25HP	1733	266
Trator 45HP	1733	266

John Deere	Nº ZEN	Pg.
1020	0497	230

John Deere	Nº ZEN	Pg.
1020U	0304	224
1030	0497	230
1040	0497	230
1065	0497	230
1075	0497	230
1085	0497	230
1120	0497	230
1130	0497	230
1140	0497	230
1420 3 e 4 cil	1647	262
1530	0497	230
1550/608 1H 6 Cil	1595	260
1630	0497	230
1640	0497	230
1830	0497	230
1840	0497	230
2030OU	0304	224
2040	0497	230
2140	0497	230
2140 6359 / 4239D	1647	262
2150	0497	230
2240	0497	230
2330 3 e 4 cil	1647	262
2350	0497	230
2420 3 e 4 cil	1647	262
2530 3 e 4 cil	1647	262
2550	0497	230
2730 3 e 4 cil	1647	262
2750	0497	230
2850 6359 / 4239D	1647	262
2940	0497	230
2950	0497	230
3140 6359 / 4239D	1647	262
316 Motor B43E	0943	246
318 Motor B43E	0943	246
3350 6359 / 4239D	1647	262
3420	1647	262
3530	1647	262
3540 6359 / 4239D	1647	262
3550 6359 / 4239D	1647	262
4039DFM 4cil, 239ci, 3.9L	9459	279
4045DFM50 4cil, 276ci, 4.5L	9459	279
4045DFM70 4 cil, 276ci, 4.5L	9459	279
4045TFM 4cil, 276ci, 4.5L	9459	279
4045TFM50 4cil, 276ci, 4.5L	9459	279
4045TFM75 4cil, 276ci, 4.5L	9459	279
420 2 Cil. 0.78L 771cc 47cid - B48G	0943	246
4420	1647	262
4530 6 cil	1647	262
503 4239 John Deere	9459	279
5045D 3.029 PowerTech, 3cyl. 179 CI Turbo Dsl	1937	276
5200	1709	265
5300	1709	265
5303	1709	265
5310	1709	265
5320N 3029T 3 cil 2.9	1647	262
5400	1709	265

John Deere	Nº ZEN	Pg.
5410 4.5 4 CIL	1647	262
5410	1709	265
5500	1709	265
5510	1709	265
5520N 4045T 4 cil 4.5	1647	262
5600	1090	251
5600 4039 D 3.9	1647	262
5649	1647	262
5700 4039T 4 cil 3.9	1647	262
570B 6059D John Deere Dsl	0813	241
6059 Diesel	0813	241
6068 Diesel	0813	241
627	1647	262
6300 4039T 4 cil 3.9	1647	262
6329D Diesel	0813	241
6414D / T Diesel	0813	241
655 Utility Tractor Various Dsl	0813	241
655B 6068T John Deere Dsl	0813	241
6600 6059T 6 cil 5.9	1647	262
670B 6068H John Deere Dsl	0813	241
672A Various Dsl	0813	241
672B 6068T John Deere Dsl	0813	241
690CR Diesel	0813	241
690D 6414T John Deere Dsl	0813	241
693C 6414T John Deere Dsl	0813	241
693D 6068 Diesel	0813	241
727 6 cil	1647	262
750 Various Dsl	0813	241
750B 6068 Diesel	0813	241
755 6068T John Deere Dsl	0813	241
755 Utility Tractor Various Dsl	0813	241
755A Various Dsl	0813	241
755B Various Dsl	0813	241
770B Various Dsl	0813	241
772B Various Dsl	0813	241
7820/608 1H 6 Cil	1595	260
790 Utility Tractor 6466A John Deere Dsl	0813	241
792 6466A John Deere Dsl	0813	241
793D 6466A John Deere Dsl	0813	241
820	0497	230
830	0497	230
840	0497	230
850B 619 Diesel	0813	241
850B 6466A John Deere Dsl	0813	241
920	0497	230
968	0497	230
969	0497	230
970	0497	230
975	0497	230
9930 359 Diesel	9459	279
AM132702	1880	273
Bulldozer 570	1647	262
Bulldozer 570A	1647	262
Carregadeira 824J, 824K JD 13.5L 29HP Diesel	1948	276
Carregadeira 844K JD 13.5L 330HP Diesel	1948	276
Carregadeiras	0427	227
Cefeiro Front F911 Kawasaki 22HP	0950	246

John Deere	Nº ZEN	Pg.
Colheitadeira	1837	271
Colheitadeira 1165	1637	262
Colheitadeira 1175	1637	262
Colheitadeira 1450	1637	262
Colheitadeira 6610 6076 7.6L Diesel	1952	277
Colheitadeira 6810 Cummins NTA-855 14.0L Turbo Diesel	1952	277
Colheitadeira 6910 6068HT 6.8L Turbo Diesel	1952	277
Colheitadeira 6910 Cummins NTA-855 14.0L Turbo Diesel	1952	277
Colheitadeira de Algodão	1754	267
Escavadeira 450C LC	1948	276
Especial/Special	0624	234
Especial/Special	0948	246
JD300	0304	224
JD300	0497	230
JD310	0304	224
JD310	0497	230
JD310	0635	234
JD350	0304	224
JD350	0497	230
JD350	0635	234
JD400	0304	224
JD400	0635	234
JD410	0635	234
JD450	0304	224
JD450	0635	234
JD670 Diesel	0813	241
JD670 6466A John Deere Dsl	0813	241
JD762A 619 John Deere Dsl	0813	241
JD762A 6466A John Deere Dsl	0813	241
JD762B	0813	241
John Deere 42 MT	0110	220
John Deere 42 MT	0117	220
John Deere	1194	254
John Deere 42 MT	9074	279
John Deere Excavator	9260	279
Kawasaki motores pequenos FD620Dv - Vários Modelos	0950	246
Lawn 400 Lawn Tractor Kohler 19.9HP	1656	262
Máquinas Agrícolas	1885	273
MD1020	0304	224
MD1040	0635	234
MD1065	0635	234
MD1075	0635	234
MD1085	0635	234
MD1120	0304	224
MD1140	0635	234
MD1530	0304	224
MD1630	0304	224
MD1640	0635	234
MD1830	0304	224
MD1840	0635	234
MD2030	0304	224
MD20401	0635	234
MD2130	0304	224
MD2140	0635	234
MD290	0304	224
MD3040	0635	234
MD3130	0304	224

John Deere	Nº ZEN	Pg.
MD3140	0635	234
MD330	0304	224
MD330	0497	230
MD630	0118	220
MD820	0304	224
MD820VU	0304	224
MD830	0304	224
MD840	0635	234
MD925	0304	224
MD930	0304	224
MD932	0635	234
MD935	0304	224
MD940	0304	224
MD940	0635	234
MD941	0635	234
MD942	0304	224
MD945	0304	224
MD950	0304	224
MD952	0304	224
MD952	0635	234
MD955	0304	224
MD955	0635	234
MD958	0635	234
MD960	0304	224
MD965	0304	224
MD965	0635	234
MD968	0304	224
MD969	0304	224
MD970	0304	224
MD975	0304	224
MIA11257	1880	273
MIA11473	1880	273
MND730	0118	220
Motores Marine	1948	276
RE526375	1878	273
RE527400	1878	273
Tractor	0112	220
Trator	0434	228
Trator	1754	267
Trator 4045 4 cil 4.5 Gradall	1595	260
Trator 6300	0492	230
Trator 6505 6068D 6.8L Diesel	1952	277
Trator 6510 4045T 4.5L Turbo Diesel	1952	277
Trator 6510L 4045T 4.5L Turbo Diesel	1952	277
Trator 6510S 4045T 4.5L Turbo Diesel	1952	277
Trator 6520 4045T 4.5L Turbo Diesel	1952	277
Trator 6520 Premium 6068 6.8L Diesel	1952	277
Trator 6520L 4045T 4.5L Turbo Diesel	1952	277
Trator 6520L 6068HT 6.8L Turbo Diesel	1952	277
Trator 6520SE 4045T 4.5L Turbo Diesel	1952	277
Trator 6520SE 6068HT 6.8L Turbo Diesel	1952	277
Trator 6600	0102	219
Trator 6600	1837	271
Trator 6605 6 cil	1637	262
Trator 6605	1837	271
Trator 6610 6076 7.6L Diesel	1952	277
Trator 6610SE 6068T 6.8L Turbo Diesel	1952	277

John Deere	Nº ZEN	Pg.
Trator 6620 6068T 6.8L Turbo Diesel	1952	277
Trator 6715 6068T 6.8L Turbo Diesel	1952	277
Trator 6820 6068H 6.8L Turbo Diesel	1952	277
Trator 6910 6068HT 6.8L Turbo Diesel	1952	277
Trator 6910 Cummins NTA-855 14.0L Turbo Diesel	1952	277
Trator 6910S 6068T 6.8L Turbo Diesel	1952	277
Trator 6920S 6068 6.8L Diesel	1952	277
Trator 7000 com motor MWM TD 229.6	0496	230
Trator 7200 com motor MWM TD 229.6	0496	230
Trator 7220 6068H 6.8L Turbo Diesel	1952	277
Trator 7320 6068H 6.8L Turbo Diesel	1952	277
Trator 7420 6.8LL	1952	277
Trator 7500	0102	219
Trator 7500	1637	262
Trator 7505 6 cil	1637	262
Trator 7505	1837	271
Trator 7520 6531T 8.7L Turbo Diesel	1952	277
Trator 8870 6068T 6.8L Turbo Diesel	1952	277
Trator Série 7000 com motor MMB	0105	220
Trator Série 7200 turbo com motor MMB	0105	220
Trator Série 7700 com motor MMB	0105	220
Trator Série 7700 turbo com motor MMB	0105	220
Trator Triunfo	0039	217
Tratores com motor Perkins 3 cil	0102	219
Tratores	0427	227
Tratores	1928	275
Tratores	12682	285
Tratores Cub Cadet Compact 3205 Kawasaki 20HP Gas	0950	246
Tratores de Grama 445 Kawasaki 22HP Gas	0950	246
Turf Vehicle Kawasaki 18HP	0950	246
Utility Vehicle (UTV) 1800 Golf Kawasaki 18HP	0950	246
Utility Vehicle (UTV) Gator HPX Kawasaki 20HP	0950	246
VU. 1630	0304	224
White Wing 4276 John Deere Diesel	9459	279
Johnson Evinrude	Nº ZEN	Pg.
50 / 70HP	1656	262
OMC 50 / 70HP em 3 partes	1668	263
OMC V-6 150 / 235HP	1669	263
OMC V4 / V6 60°	1670	263
OMC V4 em 3 partes	1671	263
JPX	Nº ZEN	Pg.
Jeep	0806	241
Jeep	0935	245
Jeep	1023	249
Jeep XUD9A	0787	240
Jungheinrich	Nº ZEN	Pg.
DFG 30	9791	280
Kaeble	Nº ZEN	Pg.
Especial/Special	1111	278
Kalmar	Nº ZEN	Pg.
Caminhões Cummins Diesel	13462	283
Kassbohrer	Nº ZEN	Pg.
S100	0316	224

Kassbohrer	Nº ZEN	Pg.
S80	0316	224
Kawasaki	Nº ZEN	Pg.
1100 - STX, ZXI E Ultra 150	0749	238
21163 3003 F, G, YR	0536	231
21163 3710	0536	231
21163 3711	0536	231
21163 5031	0536	231
211637021	1880	273
33	0223	222
34	0223	222
440	1191	254
550 CC Jet Ski	1191	254
650 - SC, X2	0749	238
750 - SS, ST, STS, STX, SX, SXI, TS, XI, ZXI	0749	238
900 - STX, ZXI	0749	238
ATV 300 4x4	0751	238
D10006	0392	226
D130006	0392	226
D4006	0392	226
D5006	0392	226
D6006	0392	226
D6206	0392	226
D6806	0392	226
D7006	0392	226
D7206	0392	226
D8006	0392	226
DX100	0392	226
DX85	0392	226
DX90	0392	226
F1300D	0418	227
F1300DT	0118	220
F1400D	0418	227
F1400DT	0118	220
F1500D	0418	227
F1500DT	0118	220
F1600D	0418	227
F1600DT	0118	220
F1800D	0418	227
F1800DT	0118	220
F1902DT	0118	220
F2100	0760	239
F2103	0760	239
F2105	0760	239
F2105D	0118	220
F2105DF	0418	227
F2300	0760	239
F2303	0760	239
F2305	0760	239
Intrac	0392	226
Magnum 2x4	0751	238
Magnum 4x4	0751	238
SB2500DH	0760	239
Sportsman 4x4	0751	238
SX440	0536	231
SX550	0536	231

Kenworth	Nº ZEN	Pg.
C500	0556	231
MED. HD. TRK	0556	231
Motor Cat C10/C12, Cummins ISM, CatC9/C11/C13/C15 Acert e Cummins ISX	1811	270
Prestolite MS2-500, MS2-501, MS2-502, MS2-503, MS2-504, MS2-507, MS2-510, MS2-51	1811	270
Substitui/Reemplaza Mitsubishi KW0779, M970979, M009T70979, PC0779, PC0979, PC13	1811	270
Substitui/Reemplaza Mitsubishi PC1479, PC1579, PC1779, PC1879, PB0979. Denso 428	1811	270
W900	0556	231

KHD	Nº ZEN	Pg.
290D	0290	223
310D	0290	223
340D	0290	223
411D	0318	225
411W	0318	225
715 F2 L 1011	0764	239
716 F3 L 1011	0764	239
717 F4 L 1011	0764	239
721 BF4 L 1011	0764	239
Autocarri	1921	275
BF4L 1011	0929	245
BF4L 1011 2.7	1002	248
BF8L513C	0290	223
D10006	0367	226
D130006	0367	226
D25	0223	222
D2505	0223	222
D2506	0318	225
D2506	0366	226
D30	0223	222
D30 S	0223	222
D3005	0223	222
D3006	0318	225
D3006	0366	226
D4005	0226	223
D4006	0367	226
D4505	0226	223
D4506	0367	226
D5005	0226	223
D5006	0367	226
D5505	0226	223
D6006	0367	226
D6206	0367	226
D6806	0367	226
D7006	0367	226
D7206	0367	226
D7506	0367	226
D8005	0036	278
D8006	0367	226
DL1300	0087	278
DP210	0290	223
DX100	0367	226
DX50V	0366	226
DX85	0367	226
DX90	0367	226

KHD	Nº ZEN	Pg.
Engines F1L210 (.7L - 673cc)	0638	234
Engines F2L511 1.7L 1650cc	0417	227
F10L312	0290	223
F10L413	0290	223
F12L413	0290	223
F1L410	0225	223
F1L410	0318	225
F2L 1011	0929	245
F2L 1011 1.4	1002	248
F2L410	0225	223
F2L411	0225	223
F2L712	0223	222
F2L812	0223	222
F2L912	0312	224
F3L 1011	0929	245
F3L 1011 2.0	1002	248
F3L812	0226	223
F3L911	0366	226
F3L912	0225	223
F3L912	0312	224
F3L912	0366	226
F4L 1011	0929	245
F4L 1011 2.7	1002	248
F4L812	0226	223
F6L413	0087	278
F8L413	0087	278
F8L413	0290	223
F8M716	0290	223
FHL912	0225	223
Intrac	0367	226
L	0087	278
M150E10	0087	278
M150L10	0087	278
M170D	0087	278
M200L	0087	278
M232D	0087	278
M270D	0290	223
M90D7FL	0036	278
M90D7L	0036	278
Motor Náutico BFM1012	1751	267
Motores BF6L913, BF6L913C 6 Cil	1751	267
Motores F3L912, F3L913 3 Cil	1751	267
Motores F4L912, F4L913 4 Cil	1751	267
Motores F6L912, F6L913 6 Cil	1751	267
Motors engines BF4L1011 2.7 L - 2732cc	1472	256
Motors engines F2L1011 1.4 - 1366cc	1472	256
R	0087	278
S	0087	278
SH	0087	278
TL	0087	278
TR	0087	278

Kia	Nº ZEN	Pg.
Amanti	1800	269
Besta 1000cc	0786	240
Besta 2.5 - 2.7	1601	260
Besta 2.7	1667	263

Kia	Nº ZEN	Pg.
Besta 2.7 arranque Mando	13021	282
Bongo	1607	260
Bongo	1667	263
Bongo	1794	269
Bongo	1872	272
Bongo K2500 2.5 TCI	1940	276
Borrego	1800	269
Carens 1.6 Gasolina Start/Stop	1932	275
Carens II CWT 1.6	1706	265
Carnival	1923	275
Ceed 1.4/1.6	1706	265
Ceed 1.4 Gasolina Start/Stop	1932	275
Ceed Diesel	1695	264
Cerato 1.6	1778	268
Cerato Diesel	1695	264
Forte 1.6, 2.0 e 2.4	1778	268
Forte Koup	1800	269
Forte Koup L4 2.0L 1998cc 122cid	1770	268
Forte Koup L4 2.4L 2359cc	1770	268
Forte L4 2.0L 1998cc 122cid	1770	268
Forte L4 2.4L 2359cc	1770	268
Forte5 L4 2.0L 1998cc 122cid	1770	268
Forte5 L4 2.4L 2359cc	1770	268
K2500 2.5D	1607	260
Magentis	1800	269
New Pride	1847	271
Optima	1800	269
Optima L4 2.0L 1998cc 122cid	1770	268
Picanto FLEX	0450	228
Picanto	1949	276
Picanto	1950	276
Picanto Diesel	1695	264
Pop Pride	1605	260
Pregio 2.5 TCID	1607	260
Pregio ND 2.2KW	1905	274
Pride	0584	232
Pride	0636	234
Pride	1054	250
Pro Ceed 1.4 Gasolina Start/Stop	1932	275
ProCeed 1.4/1.6	1706	265
Rio	1048	250
Rio 1.6	1777	268
Rio L4 1.6 1591cc	1778	268
Rio	1847	271
Rio	1923	275
Rio 1.4 Gasolina Start/Stop	1932	275
Rio Diesel	1695	264
Rondo	1800	269
Sedona 3.5	1923	275
Sephia GTX 1.5 16V	0450	228
Sephia SLX 1.6 8V	0450	228
Sorento	1794	269
Sorento	1800	269
Sorento 4.3 V6	1923	275
Soul	1775	268
Soul L4 1.6 1591cc	1778	268
Soul 1.6 Gasolina G4FDGDi Start/Stop	1932	275

Kia	Nº ZEN	Pg.
Soul CWT 1.6	1706	265
Soul Diesel	1695	264
Spectra 1.6	1048	250
Spectra 5 L4 2.0L 1975cc	1775	268
Spectra L4 2.0L 1975cc	1775	268
Sportage com motor OHC 16V a gasolina	0450	228
Sportage	0946	246
Sportage 1.6	1706	265
Sportage L4 2.0L 1998cc 122cid	1770	268
Sportage L4 2.4L 2359cc	1770	268
Sportage L4 2.0L 1975cc	1775	268
Venga 1.4/1.6	1706	265

Kohler	Nº ZEN	Pg.
2509808	1880	273
2509808S	1880	273
2509809	1880	273
2509809S	1880	273
2509811	1880	273
2509811S	1880	273
Small Engine Air Cooled K482 0000	1656	262
Small Engine Air Cooled K532 0000	1656	262
Small Engine Air Cooled K582 0000	1656	262

Komatsu	Nº ZEN	Pg.
364	1364	256
Escavadeira PC200 Cummins 4B3.9	0722	237
Escavadeira PC200 Cummins 4BT3.9	0722	237
Escavadeira PC200 Cummins 6B5.9	0722	237
Escavadeira PC200 Cummins 6BT5.9	0722	237
Escavadeira PC200 Cummins 6BTAA Mack	0722	237
Esteira D60F com motor Cummins N855C	0089	278
Esteira D65E com motor Cummins N855C	0089	278
Esteira D73E com motor Cummins N855C	0089	278
Esteiras D60E com motor Cummins N855C	0089	278
Motoniveladora GD523 com motor Cummins série C	0622	234
Motoniveladora GD623 com motor Cummins série C	0622	234
P160	0118	220
P170	0118	220
P170T	0118	220
P190	0118	220
P200	0118	220
P260	0118	220
P270	0118	220
Pá Carregadeira com motor Cummins série C	0622	234
PC75U Motor 4D95	0895	244
PC80 Motor 4D95	0895	244
PC90 Motor 4D95	0895	244
Retroescavadeira PC150 mod. 5, (Hidráulica)	0118	220
Retroescavadeira PC150 modelo 3 com motor Cummins 6BT 5.9	0497	230
Trator de Esteiras D30E MBB OM 352, 352A	0105	220
Trator de Esteiras D50A MBB OM 352, 352A	0105	220
Trator de Esteiras D50P MBB OM 352, 352A	0105	220
Trator de Esteiras D60A com motor Cummins N855	0088	278
Trator de Esteiras D60A com motor Cummins N855	0122	284
Trator de Esteiras D60A com motor Cummins N855	0133	220
Trator de Esteiras D60E com motor Cummins N855	0088	278

Komatsu	Nº ZEN	Pg.
Trator de Esteiras D60E com motor Cummins N855	0122	284
Trator de Esteiras D60E com motor Cummins N855	0133	220
Trator de Esteiras D60F com motor Cummins N855	0088	278
Trator de Esteiras D60F com motor Cummins N855	0122	284
Trator de Esteiras D60F com motor Cummins N855	0133	220
Trator de Esteiras D65 com motor Cummins N855	0088	278
Trator de Esteiras D65A com motor Cummins N855	0088	278
Trator de Esteiras D65A com motor Cummins N855	0122	284
Trator de Esteiras D65A com motor Cummins N855	0133	220
Trator de Esteiras D65E com motor Cummins N855	0122	284
Trator de Esteiras D65E com motor Cummins N855	0133	220
Trator WA 180 Cummins 6BT 5.9	0089	278
Varios fork lift	0376	226

Kramer	Nº ZEN	Pg.
Carregadeira 8085	1898	274
Carregadeira 8085T	1898	274
Carregadeira 8095	1898	274
Carregadeira 8095T	1898	274
Carregadeira 8105	1898	274

Kubota	Nº ZEN	Pg.
E719463010	1880	273
E719463012	1880	273
Hauler KC5 ZH600B Dsl. Engine	0353	226
Micro trator Tobatta M140N	0348	225
Mower Front F2100E D950 FM 21HP Dsl	0353	226
Mower Front F2000 D950 FM 20HP Dsl	0353	226
Mower Front F2100 D950 FM 21HP Dsl	0353	226
Tractor Compact B1550D D850 5B 17HP Dsl	0353	226
Tractor Compact B1550DT D850 5B 17HP Dsl	0353	226
Tractor Compact B1550DTEX D850 5B 17HP Dsl	0353	226
Tractor Compact B1550E D850 5B 17HP Dsl	0353	226
Tractor Compact B1550HSD D850 5B 17HP Dsl	0353	226
Tractor Compact B1550HSDT D850 5B 17HP Dsl	0353	226
Tractor Compact B1550HSE D850 5B 17HP Dsl	0353	226
Tractor Compact B1750DT D950 5B 20HP Dsl	0353	226
Tractor Compact B1750E D950 5B 20HP Dsl	0353	226
Tractor Compact B1750HSD D950 5B 20HP Dsl	0353	226
Tractor Compact B1750HSDT Kubota D950 5B 20HP Dsl	0353	226
Tractor Compact B1750HSE D950 5B 20HP Dsl	0353	226
Tractor Compact B20 D950AT 20HP Dsl	0353	226
Tractor Compact B20TL D950AT 20HP Dsl	0353	226
Tractor Compact B6000DT ZL600 14.5HP Dsl	0353	226
Tractor Compact B6000DTC ZL600 14.5HP Dsl	0353	226
Tractor Compact B6000E ZL600 14.5HP Dsl	0353	226
Tractor Compact B6100D D650 B 14HP Dsl	0353	226
Tractor Compact B6100DT D650 B 14HP Dsl	0353	226
Tractor Compact B6100E D650 B 14HP Dsl	0353	226
Tractor Compact B6100HSD D650 B 14HP Dsl	0353	226
Tractor Compact B6100HSE D650 B 14HP Dsl	0353	226
Tractor Compact B6100HST D650 B 14HP Dsl	0353	226
Tractor Compact B6100HSTE D650 B 14HP Dsl	0353	226
Tractor Compact B6100T D650 B 14HP Dsl	0353	226
Tractor Garden 2L600 2L600	0353	226
Tractor Garden G6200H D640 16HP Dsl	0353	226
Trator	0339	225
Trator	0343	225

Kubota	Nº ZEN	Pg.
Trator	0584	232
Trator L2250	1957	277
Trator L275	1957	277
Trator L2550	1957	277
Trator L285	1957	277
Trator L295	1957	277
Trator L3100	1957	277
Trator L3450	1957	277
Trator L3650	1957	277
Tratores	9186	279
Tratores	9403	279

Lada	Nº ZEN	Pg.
2104	0111	220
2104	0213	222
2108	0540	231
2110	0892	244
Especial/Special	1068	250
Lada 1200	0213	222
Lada 1500	0213	222
Laika 1.5 e 1.6	0111	220
Laika	0213	222
Niva 1.5 e 1.6	0111	220
Niva	0213	222
Niva 4x4	0540	231
Niva Vaz 2121	0213	222
Samara	0540	231
Samara	0805	241
Samara 1.1-1.3 e 1.5	1088	251

Lamborghini	Nº ZEN	Pg.
1356	0367	226
1566	0367	226
221	0318	225
226	0028	217
230	0028	217
230	0318	225
321	0318	225
340	0028	217
340	0318	225
350	0318	225
431	0318	225
452	0028	217
452	0318	225
503DT	0225	223
523	0318	225
603DT	0225	223
624	0318	225
653	0367	226
654	0367	226
684	0367	226
754	0367	226
784DT	0447	228
7R	0226	223
7R DT	0226	223
854	0367	226
90-2	0028	217
90-4	0028	217

Lamborghini	Nº ZEN	Pg.
904DT	0392	226
955	0367	226
9LD 625	0475	229
C352	0447	228
C362	0447	228
C453	0447	228
C503	0447	228
C533	0447	228
C603	0378	226
C603	0392	226
C653	0447	228
Diablo 5.7	1004	248
DT235	0447	228
DT503-603	0366	226
DT653	0447	228
DT704	0378	226
DT704	0392	226
DT804	0367	226
DT904	0367	226
Espada	0318	225
Especial/Special	1073	251
Especial/Special	1076	251
Islero 400GTS	0318	225
L503	0447	228
L603	0378	226
L603	0392	226
LDA 78/4	0028	217
LL503	0447	228
Miura P400	0318	225
R1056DT	0367	226
R1056DT	0392	226
R1156	0367	226
R1256DT	0367	226
R235	0447	228
R240DT	0312	224
R350DT	0312	224
R355 DT	0226	223
R483	0447	228
R503	0225	223
R503-603	0366	226
R603	0225	223
R653	0447	228
R704	0378	226
R704	0392	226
R804	0367	226
R804	0392	226
R904	0367	226
S235	0447	228
S503	0447	228
S503-603	0366	226
Tratores 115 - 135 - 1356 - 1556 - 165 - 190 - 345 - 573 - 574 - 654 - 674 - 684 - 754 - 774 - 775 - 874 - R613DT - R653F - R714F	1951	277
Tratores R3 85, 100 Evo Deutz 2012 EURO II	1751	267
Lancer	Nº ZEN	Pg.
300 Series	0398	227
Especial/Special	1509	257

Lancer	Nº ZEN	Pg.
PD III A	0398	227
Lancia	Nº ZEN	Pg.
Beta 1.3, 1.4, 1.6, 1.8, 2.0	0111	220
Beta	0213	222
Beta 1.3, 1.6	0389	226
Beta Z50	0035	278
Dedra TD	0631	234
Dedra 1.6 i.e	1206	254
Dedra I.E 1.6	0786	240
Delta 1.5, 1.6	0111	220
Delta 1.3	0120	220
Delta 1.5	0389	226
Delta HF4WD	0394	226
Delta TD	0631	234
Delta 1.6 Multijet	1899	274
Delta 1.9 Multijet	1899	274
Delta 2.0 Multijet	1899	274
Delta 1.5	0108	220
Esadelta	0036	278
Esadelta B	0035	278
Esagamma	0035	278
Esaro 3RO	0036	278
Esatu	0035	278
Esatu	0036	278
Especial/Special	1056	250
Especial/Special	1117	252
Flavia	0119	220
Fulvia	0119	220
Gamma 2.0, 2.5	0108	220
HPE	0213	222
K 2.4 TD	1477	257
K 2.4 TD	1630	261
Lybra	1033	249
Lybra 1.8 16V e 2.0 20V	1927	275
Motor 1.3 JTD 16V	1641	262
Musa 1.3 - 1.9 JTD MJ	1752	267
Musa 1.4	1779	268
Nuova Delta	1169	253
Prisma 1.5	0108	220
Prisma 1.5, 1.6	0111	220
Prisma 1.3	0120	220
Prisma 1.5	0389	226
Prisma 1.6 4WD	0394	226
Prisma TD	0631	234
Thema Turbo Diesel	0875	243
Thema 2000IE Turbo	0394	226
Thema 8.32	0482	229
Thema D e TD	1104	251
Trevi 1.6, 2.0	0111	220
Trevi	0213	222
Trevi 1.6	0389	226
Ypsilon	1752	267
Ypsilon 1.4	1779	268
Z (Zeta) 2.0 16V, 2.0ie, Turbo	1031	249
Land Rover	Nº ZEN	Pg.
100	1496	257

Land Rover	Nº ZEN	Pg.
200	1496	257
25	1496	257
400	1496	257
45	1496	257
90, 110 Diesel	0449	228
Cabriolet	1496	257
Coupe	1496	257
Defender 2.5	0475	229
Defender 2.5D - TD	0875	243
Defender Gemini III 4 cil 2.5	1635	261
Defender 2.4 TD4	1642	262
Defender	1874	272
Defender 110 3.9L - 3947cc	1474	257
Defender 110 3.9L - 3947cc	1475	257
Defender 90 3.9L - 3947cc	1474	257
Defender 90 3.9L - 3947cc	1475	257
Discovery OMO14A	0657	235
Discovery 2.5 TDI	0875	243
Discovery 3.9L - 3947cc	1474	257
Discovery Gemini III 4 cil 2.5	1635	261
Freelander 2.0 TD4	0818	241
Freelander 2.0 Diesel	1958	277
Land Rover 2.25 D	0615	233
Land Rover Defender 2.5 Diesel Gemini TCI D.I. 23L	0861	243
Land Rover Defender 2.5 Turbo	0861	243
Land Rover Diesel Maxion H54TCC	0861	243
Land Rover Discovery 2.5 TDi 12L, 21L	0861	243
Land Rover Discovery 2.5 Tdi 16L	0861	243
Range Rover 2.5 TDI	0875	243
Range Rover 4.0L - 3950cc	1474	257
Range Rover 4.2L - 4275cc	1474	257
Range Rover 3.5L 3532cc	1475	257
Range Rover 3.9L 3947cc	1475	257
Range Rover I 2.5 TDi Classic 14L	0861	243
Range Rover I 2.5 TDi Classic 300 Tdi	0861	243

Landini	Nº ZEN	Pg.
10000S A6.354.4	1616	261
12500 A6.354.4	1616	261
13000 A6.354.4	1616	261
14500 AT6.354.4	1616	261
65 A4.236	1616	261
6560 F/L/V A4.236	1616	261
6860 A4.236	1616	261
6880 A4.236	1616	261
75 A4.236	1616	261
7560 F/L A4.236	1616	261
7860 A4.236	1616	261
7880 A4.236	1616	261
85 A4.248	1616	261
8560 F/L A4.248	1616	261
8860 A4.248	1616	261
8880 A4.248	1616	261
9080 T4.236	1616	261
95 T4.236	1616	261
9880 T4.236	1616	261
Atlantis 100	1700	264

Landini	Nº ZEN	Pg.
Atlas 70 - 80 - 85 - 90 - 100	1700	264
Atlas 75 Perkins 1004 4	1600	260
C 75 A4.236	1616	261
C 85 A4.248	1616	261
C 95 T4.236	1616	261
CF 6830 A4.236	1616	261
CF 75 A4.236	1616	261
CF 85 A4.248	1616	261
Frutteto	1700	264
Ghibli 80 - 85 - 90 - 95 - 100 - 105	1700	264
Globalfarms 95 - 105	1700	264
Globus 65 - 75 - 80	1700	264
Mythos 90 - 100	1700	264
Powerfarm 75 - 80 - 85 - 90 - 95 - 100 - 105	1700	264
Rex 70 - 75 - 80 - 85 - 90 - 95 - 100 - 105	1700	264
Vigneto	1700	264
Vision 85 - 95 - 100 - 105	1700	264

Lexus	Nº ZEN	Pg.
ES250 6 cil 2.5L 2508cc	1555	259
ES250 6 cil 2.5L 2508cc	9502	279
ES250 6 cil 2.5L 2508cc	9506	280
ES300 V6 3.0L 2959cc	12609	281
IS II 220d	1884	273
LS 400	0818	241
LX450 L6 4.5L 4477cc	0816	241

Liebherr	Nº ZEN	Pg.
Escavadora A309 Litronic TCD2012 L04 2V 4Cil 65kW	1751	267
Escavadora A311 Litronic TCD2011 L04W 4Cil 68kW	1751	267
Escavadora R313 Litronic TCD2012 L04 2V 4Cil 75kW	1751	267
Escavadora R317 TCD2013 L04V III-A 90kW	1751	267

Lincoln	Nº ZEN	Pg.
Blackwood V8 5.4L 330cid	9705	280
Continental V8 4.6	13268	282
Continental L6 2.4L 146cid Diesel	0681	236
Especial/Special	0645	235
LS 3.0L (182) V6	1585	259
Mark LT V8 5.4L 330cid	9705	280
Mark VII L6 2.4L 146cid Diesel	0681	236
Mark VIII LSC V8 4.6 Gas.	1199	254
Mark VIII LSC V8 4.6 Gas.	1226	255
Navigator V8 5.4L 330cid	9705	280
Navigator 2013-2014 V8 5.4L 330cid	1942	276
Town Car Cartier V8 4.6 Gas.	1199	254
Town Car Cartier V8 4.6 Gas.	1226	255
Town Car Executive V8 4.6 Gas.	1199	254
Town Car Executive V8 4.6 Gas.	1226	255
Town Car Jack Nicklaus V8 4.6 Gas.	1199	254
Town Car Jack Nicklaus V8 4.6 Gas.	1226	255
Town Car Signature V8 4.6 Gas.	1199	254
Town Car Signature V8 4.6 Gas.	1226	255
Town Car Spinmaker Edition V8 4.6 Gas.	1199	254
Town Car Spinmaker Edition V8 4.6 Gas.	1226	255
Town Car Tournament Edition V8 4.6 Gas.	1199	254
Town Car Tournament Edition V8 4.6 Gas.	1226	255
Various Perkins	0649	235

Linde	Nº ZEN	Pg.
Empilhadeira	1655	262
H20	0419	227
H25	0419	227
H30	0419	227
Lister	Nº ZEN	Pg.
Petter	0723	237
PH Séries 1/ 2 / 3 Cil Diesel	0411	227
SR4 Séries 4 Cil Diesel	0411	227
ST1 Séries 1/ 2 / 3 Cil Diesel	0411	227
ST2 Séries 1/ 2 / 3 Cil Diesel	0411	227
ST3 Séries 1/ 2 / 3 Cil Diesel	0411	227
Lister Petter Tractor	Nº ZEN	Pg.
PH Séries 1/ 2 / 3 Cil Diesel	0507	230
SR4 Séries 4 Cil Diesel	0507	230
ST1 Séries 1/ 2 / 3 Cil Diesel	0507	230
ST2 Séries 1/ 2 / 3 Cil Diesel	0507	230
ST3 Séries 1/ 2 / 3 Cil Diesel	0507	230
TX2 / TX3	0649	235
Liugong	Nº ZEN	Pg.
Carregadeira 835 Maxxor XCMG ZL30H SLDG 938	1881	273
Lombardini	Nº ZEN	Pg.
10 LD 400.2	1065	250
Especial/Special	1076	251
Motor	1451	256
Lotus	Nº ZEN	Pg.
Eclat	0412	227
Elise	0960	246
Elite	0412	227
Esprit	0412	227
Seven	0380	278
Lucas Indiel	Nº ZEN	Pg.
M101R	1784	268
M101R	1785	268
M95R	1784	268
Motores Indiel M100R	1719	265
Macdon	Nº ZEN	Pg.
Macdon 7000 Perkins Diesel	0649	235
Mack	Nº ZEN	Pg.
Caminhões Granite com motor Mack MP10	1811	270
Caminhões Granite com motor Mack MP7	1811	270
Caminhões Granite com motor Mack MP8	1811	270
Caminhões Granite com motor Mack E7	13117	282
Caminhões Granite com motor Mack MP8	1810	270
Caminhões Granite com motor Mack MP8	1810	270
Caminhões Granite com motor Mack MP8	13118	282
Caminhões Mack com motor E-7	1811	270
Caminhões Mack com motor Mack MP7	1811	270
Caminhões Mack com motor Mack MP8	1811	270
Caminhões Mack com motor E-7	13117	282
Caminhões Mack com motor Mack MP8	13118	282
Caminhões Pinnacle com motor Mack E7	1811	270
Caminhões Pinnacle com motor Mack MP10	1811	270

Mack	Nº ZEN	Pg.
Caminhões Pinnacle com motor Mack MP7	1811	270
Caminhões Pinnacle com motor Mack MP8	1811	270
Caminhões Pinnacle com motor Mack E7	13117	282
Caminhões Pinnacle com motor Mack MP8	1810	270
Caminhões Pinnacle com motor Mack MP8	13118	282
Caminhões TerraPro com motor Mack E7	1811	270
Caminhões TerraPro com motor Mack MP10	1811	270
Caminhões TerraPro com motor Mack MP7	1811	270
Caminhões TerraPro com motor Mack MP8	1811	270
Caminhões TerraPro com motor Mack E7	13117	282
Caminhões TerraPro com motor Mack MP8	1810	270
Caminhões TerraPro com motor Mack MP8	13118	282
CS Séries (Midliner) Mack Engines	0649	235
CS Séries (Midliner) Renault 5.8L	0649	235
CS Séries (Midliner) Renault 6.2L	0649	235
CS Séries (Midliner) Renault 8.8L	0649	235
MS Séries (Midliner) Mack E3	0649	235
MS Séries (Midliner) Mack E5 / EC5	0649	235
MS Séries (Midliner) Renault 5.8L	0649	235
MS Séries (Midliner) Renault 6.2L	0649	235
Substitui Mitsubishi MK0077, M009T0077, 8MJ4298AM. Denso 428000-4430, 428000-444	1811	270
Substitui Mitsubishi MK1075, MK1078	1811	270
Substitui Mitsubishi MK2078	1811	270
Maferesa	Nº ZEN	Pg.
Trator M série M 210 Cummins 6CTA 8.3	0089	278
Trator M série M 210 com motor Cummins 6CTA 8.3	0122	284
Trator M série M 210 com motor Cummins 6CTA 8.3	0133	220
Trator M série M 240 Cummins 6CTA 8.3	0088	278
Trator M série M 240 com motor Cummins 6CTA 8.3	0122	284
Trator M série M 240 com motor Cummins 6CTA 8.3	0133	220
Magirus Deutz	Nº ZEN	Pg.
320M	0290	223
M270D	0290	223
M310D	0290	223
M340D	0290	223
Trator	0929	245
Magneti Marelli	Nº ZEN	Pg.
Viejo	0671	236
Mahindra	Nº ZEN	Pg.
Bolero 2.5	1855	272
Bolero SLE e SLX Mdi 3.2 Lts Diesel	1716	265
CL 500 2.5	1855	272
Commander 2.5	1855	272
DI 32000 2.5	1855	272
Especial/Special	1616	261
Jeep Scorpio	1716	265
Major 2.5	1855	272
Marshal 2.5	1855	272
Maxx 2.5	1855	272
Pick Up	0925	245
Savari 2.5	1855	272
Scorpio	1717	265
Tourister 2.5	1855	272

Mahindra	Nº ZEN	Pg.
Xylo	1799	269
Man	Nº ZEN	Pg.
11.136 H - HK - HAK - HS - U	1159	252
13.136 U	1159	252
Caminhão	1111	278
Caminhão Bussing	0538	231
Europe Bus	1178	253
Lions City D0836 6.9L Dsl	1178	253
Lions Classic D0836 6.9L Dsl	1178	253
Marine Electric	Nº ZEN	Pg.
Especial/Special	1042	249
Jet Ski	1455	256
Maruti	Nº ZEN	Pg.
Dzire	1752	267
Gypsy	1509	257
Swift	1752	267
SX4	1752	267
Massey Ferguson	Nº ZEN	Pg.
210-4	0376	226
265	0978	247
44	0078	278
450B	0308	224
450C	0308	224
55	0078	278
55C	0078	278
600	0078	278
66	0078	278
66C	0078	278
700C	0078	278
77C	0078	278
AA 550 Perkins / MWM 6 cil	1600	260
AA 660 Perkins / MWM 6 cil	1600	260
C44	0078	278
Colheitadeira MF3640 PER-A 6358	0118	220
Colheitadeira MF5650 turbo PER-AT 6354-4	0118	220
Colheitadeira 3640	1602	260
Colheitadeira 5650	1602	260
Colheitadeira MF	0182	221
Colheitadeira MF102	0118	220
Colheitadeira MF1630	0118	220
Colheitadeira MF1630 PER-A 4248	0118	220
Colheitadeira MF210S	0118	220
Colheitadeira MF220	0118	220
Colheitadeira MF310	0118	220
Colheitadeira MF3640	0118	220
Colheitadeira MF5650	0118	220
Colheitadeira MF5650 PER-A 6354-4	0118	220
D66	0078	278
E7C	0302	224
Especial/Special	0067	218
Especial/Special	0150	221
Especial/Special	0737	237
Especial/Special	1772	268
Massey Ferguson	0110	220

Massey Ferguson	Nº ZEN	Pg.
Massey Ferguson	0134	220
Massey Ferguson	9074	279
Maxion 3000 Perkins 4000 4.1	1622	261
Maxion 9110	1195	254
Maxion 9130	1195	254
Maxion 9150	1195	254
Maxion 9170	1195	254
MF 102 Perkins-A6.372	1616	261
MF 102 Perkins-AT6.354	1616	261
MF 105	1616	261
MF 1080 Perkins A4.318	1616	261
MF 1080 S-4RM Perkins A4.318	1616	261
MF 1085 A4.318	1616	261
MF 11	1616	261
MF 1100 Perkins A6.354	1616	261
MF 1104	1616	261
MF 1114 Perkins A6.354	1616	261
MF 1250 Séries Perkins A6.354.4	1616	261
MF 130 Perkins 4 107 Diesel	0411	227
MF 1630 A 6.354-4 e 1630 A 4284 JF 12V	1690	264
MF 178 Perkins A4.248	1616	261
MF 186	1616	261
MF 200 Perkins / MWM 4, 6 cil	1600	260
MF 200	1700	264
MF 201	1616	261
MF 205	1616	261
MF 206	1616	261
MF 207	1616	261
MF 2600 Perkins / MWM 4, 6cil	1600	260
MF 265 Perkins A4.236 3.9	1622	261
MF 275 Perkins P4000 4.1	1622	261
MF 283 Perkins P4000 4.1	1622	261
MF 290 Perkins P4000 4.1	1622	261
MF 290	1700	264
MF 292 Perkins P4000 4.1	1622	261
MF 30 D	1616	261
MF 3060 Perkins A4.248	1600	260
MF 3060 / 3065	1616	261
MF 3065 Perkins AT4.236	1600	260
MF 307	1616	261
MF 3070 Perkins AT4.236	1616	261
MF 32 Sisu 620DS 6 Cil	1698	264
MF 33B	0308	224
MF 34 Sisu 634DSA 6 Cil	1698	264
MF 34 yl Perkins / MWM 6c	1600	260
MF 3625 V/S/F/GE Sisl Diesel 33 DTA 3.3	1701	264
MF 3635 V/S/F/GE Sisl Diesel 33 DTA 3.3	1701	264
MF 3640 A 6.358 A JF 12V	1690	264
MF 3640 Perkins 1006-6 JF 12V	1690	264
MF 3640 V/S/F/GE Sisl Diesel 33 CTA 3 Cil 82HP 3.3	1701	264
MF 3645 Sisl Diesel 33 DTA 3.3	1701	264
MF 3650 S/F/GE Sisl Diesel 33 CTA 3 Cil 92 HP 3.3	1701	264
MF 3655 Sisl Diesel 33 DTA 3.3	1701	264
MF 3680	1700	264
MF 374 S,V,F Perkins A4.236	1616	261
MF 38 Perkins/MWM 6 cil	1600	260
MF 383 Perkins - A4.236	1600	260

Massey Ferguson	Nº ZEN	Pg.
MF 394 S,F Perkins A4.248	1616	261
MF 400 Perkins / MWM 4, 6 cil	1600	260
MF 400X Perkins / MWM 4, 6 cil	1600	260
MF 4200 Perkins / MWM 4, 6 cil	1600	260
MF 4200	1700	264
MF 4290	1700	264
MF 4292	1678	263
MF 4292 (cab) (Brasil) Sisu 420DS 4 Cil	1698	264
MF 4292 (plat) Sisu 420DS 4 Cil	1698	264
MF 4297 Sisu 420DS 4 Cil	1698	264
MF 4297 (cab) (Brasil) Sisu 420DS 4 Cil	1698	264
MF 4297 (plat) Sisu 420DS 4 Cil	1698	264
MF 4299 Sisu 420DSA 4 Cil	1698	264
MF 4299 (plat) Sisu 420DSA 4 Cil	1698	264
MF 4299 (plat) (Brasil) Sisu 420DSA 4 Cil	1698	264
MF 4435 Sisu Diesel 33 DTA 3 Cil 74 HP 3.3	1701	264
MF 4445 Sisu Diesel 44DTA 4 Cil 101HP 4.4	1698	264
MF 4445 Sisu Diesel 44DTA 4 Cil 88HP 4.4	1698	264
MF 460 XTRA (cab) (Brasil) Sisu 44DTA 4 Cil	1698	264
MF 460 XTRA (plat) Sisu 44DTA 4 Cil	1698	264
MF 470 XTRA (cab) (Brasil) Sisu 44DTA 4 Cil	1698	264
MF 470 XTRA (plat) Sisu 44DTA 4 Cil	1698	264
MF 480 XTRA (cab) (Brasil) Sisu 44DTA 4 Cil	1698	264
MF 480 XTRA (plat) Sisu 44DTA 4 Cil	1698	264
MF 487	1616	261
MF 50 10TD Perkins A4.236/A4.318	1616	261
MF 50 10TD/9TD Perkins A4.236/A4.212	1616	261
MF 50 9TD / EX Perkins A4.236	1616	261
MF 500 Perkins / MWM 4, 6 cil	1600	260
MF 506	1616	261
MF 510	1616	261
MF 520 / 525 Perkins A6.354	1616	261
MF 5200 Perkins / MWM 4, 6 cil	1600	260
MF 5200	1700	264
MF 5275 Perkins Série 4.41 4.1	1622	261
MF 5285 Perkins Série 4.41 4.1	1622	261
MF 52902 Perkins Série 4.41 4.1	1622	261
MF 5300 Perkins / MWM 4, 6 cil	1600	260
MF 5300 Perkins 1004 4T 4.0	1622	261
MF 5300	1700	264
MF 5310 Perkins 1004 4T 4.0	1622	261
MF 5465 Sisu Diesel 66CTA 6 Cil	1698	264
MF 5470 Sisu Diesel 44CTA 4 Cil 4.4	1698	264
MF 5480 Sisu Diesel 49CTA 4 Cil 4.9	1698	264
MF 5650 (Brasil) Sisu 620DS 6 Cil	1698	264
MF 5650 A 6.354.4 JF 12V	1690	264
MF 5650 Perkins 1006-6T JF 12V	1690	264
MF 5650 Turbo AT 6.354.4 JF 12V	1690	264
MF 592 / 595 Perkins A4.318	1616	261
MF 6150 1004-4THR	1616	261
MF 6160 1006-6	1616	261
MF 620 / 625 Perkins A6.372	1616	261
MF 6270	1700	264
MF 6280	1700	264
MF 6350 Sisu 620DS 6 Cil	1698	264
MF 6360 Sisu 634DSA 6 Cil	1698	264
MF 6460 Sisu 44CTA 4.4	1698	264

Massey Ferguson	Nº ZEN	Pg.
MF 6470 Sisu 44CTA 4.4	1698	264
MF 6485 Sisu Diesel 66CTA 130kW 6.6	1698	264
MF 6490 Sisu Diesel 66CTA 6.6	1698	264
MF 6495 Sisu Diesel 66CTA 6.6	1698	264
MF 6497 Sisu Diesel 74CTA 7.4	1698	264
MF 6499 Sisu Diesel 74CTA 7.4	1698	264
MF 675 9TD/10TD Perkins A4.236	1616	261
MF 6845 Perkins 1006-6T JF 12V	1690	264
MF 685	1616	261
MF 6855 Perkins 1006-6TW JF 12V	1690	264
MF 6865 Perkins 1006-6T JF 12V	1690	264
MF 690 9TD/10TD Perkins A4.248	1616	261
MF 7140 Sisu 620DS 6 Cil	1698	264
MF 7145 Sisu 634DSA 6 Cil	1698	264
MF 7150 Sisu 620DS 6 Cil	1698	264
MF 7170 Sisu 620DS 6 Cil	1698	264
MF 7180 Sisu 620DS 6 Cil	1698	264
MF 7330 Sisu 620DS 6 Cil	1698	264
MF 7350 Sisu 620DS 6 Cil	1698	264
MF 7370 Sisu 620DS 6 Cil	1698	264
MF 7390 Sisu 620DS 6 Cil	1698	264
MF 7415 Sisu 634DSA 6 Cil	1698	264
MF 7485 Sisu Diesel 66CTA 6 Cil 6.6	1698	264
MF 7490 Sisu Diesel 66CTA 6.6	1698	264
MF 7495 Sisu Diesel 66CTA 6.6	1698	264
MF 7497 Sisu Diesel 74CTA 7.4	1698	264
MF 7499 Sisu Diesel 74.392CTA-4V 165kW 7.4	1698	264
MF 8140 620DE	1600	260
MF 8150 620DS	1600	260
MF 8160 634DS	1600	260
MF 8160 634DS	1698	264
MF 8250 634DWE 7.4	1698	264
MF 8250 634DWE 7.4	1600	260
MF 8280 645.142DSBIE 8.4	1600	260
MF 8450 Sisu Diesel 6 Cil 7.4	1698	264
MF 8460 Sisu Diesel 6 Cil Tier III 7.4	1698	264
MF 8470 Sisu Diesel 6 Cil 8.4	1698	264
MF 86HS Perkins 4.236 4.0	1622	261
MF 9500 Séries Perkins A6.354	1616	261
MF 96 Perkins 4000 4.1	1622	261
MF-1205	9260	279
MF-1220 Isekinouki 3-69 Diesel	9260	279
MF-1230	9260	279
MF-1235	9260	279
MF-60E Perkins Diesel Engines	0649	235
MF155	0302	224
MF155	0661	235
MF158	0302	224
MF158	0661	235
MF168	0302	224
MF168	0661	235
MF186	0302	224
MF186	0661	235
MF187	0302	224
MF187	0661	235
MF188	0302	224
MF188	0661	235

Massey Ferguson	Nº ZEN	Pg.
MF1956	0041	217
MF220	0024	217
MF220	1359	256
MF235	0024	217
MF235	0043	217
MF235	0668	235
MF235	1359	256
MF235 PER-A 3152	0043	217
MF250	0024	217
MF250	1359	256
MF265	0668	235
MF265	1195	254
MF270	1195	254
MF275	0024	217
MF275	1195	254
MF275	1359	256
MF285	0024	217
MF285	1195	254
MF285	1359	256
MF290	0024	217
MF290	1195	254
MF290	1359	256
MF290 RA Perkins 4236	0024	217
MF290 RA Perkins 4236 diesel	1359	256
MF292	1195	254
MF295	1195	254
MF296	0024	217
MF296	1195	254
MF296	1359	256
MF3366	0024	217
MF3366	1359	256
MF400	0024	217
MF400	1195	254
MF400	1359	256
MF487	0302	224
MF487	0661	235
MF507	0302	224
MF507	0661	235
MF50X	0024	217
MF50X	1195	254
MF50X	1359	256
MF510	0302	224
MF510	0661	235
MF520	0302	224
MF520	0661	235
MF525	0302	224
MF525	0661	235
MF55X	0024	217
MF55X	1195	254
MF55X	1359	256
MF65R	0024	217
MF65R	1195	254
MF65R	1359	256
MF65X	0024	217
MF65X	1195	254
MF65X	1359	256
MF85	0034	217

Massey Ferguson	Nº ZEN	Pg.
MF85X	0024	217
MF85X	1195	254
MF85X	1359	256
MF86	1195	254
MF87	0302	224
MF87	0661	235
MF95	1195	254
MF95I	0024	217
MF95I	1195	254
MF95I	1359	256
MF95X	0024	217
MF95X	1359	256
MX 720	1698	264
MX 750	1698	264
Pick Up	0118	220
SC50	0302	224
SM6A	0302	224
SM6B	0302	224
SM6C	0302	224
SM7	0302	224
SM8	0302	224
SM8TU	0302	224
Sprayer Sisu 620DS 6 Cil	1698	264
Trator	0085	219
Trator	0480	229
Trator Com Motor 4 cil.	12682	285
Trator 6270	1693	264
Trator 6280	1693	264
Trator 6290	1693	264
Trator com Motor Perkins	1693	264
Trator Maxion 9150	0118	220
Trator Maxion 9110	0118	220
Trator Maxion 9130	0118	220
Trator Maxion 9170	0118	220
Trator MF	0182	221
Trator MF265	0118	220
Trator MF270	0118	220
Trator MF275	0118	220
Trator MF275/4	0118	220
Trator MF285	0118	220
Trator MF290	0118	220
Trator MF292	0118	220
Trator MF295	0118	220
Trator MF295/4	0118	220
Trator MF296	0118	220
Trator MF296/4	0118	220
Trator MF3366	0121	284
Trator MF400	0118	220
Trator MF4780 (SSB-DN11)	0087	278
Trator MF4780 com motor Scania DN11	0087	278
Trator MF4780 com motor Scania DN11	0122	284
Trator MF4780 com motor Scania DN11	0133	220
Trator MF50X	0118	220
Trator MF55X	0118	220
Trator MF65R	0118	220
Trator MF65X	0118	220
Trator MF85X	0118	220

Massey Ferguson	Nº ZEN	Pg.
Trator MF86	0118	220
Trator MF95	0118	220
Trator MF95i	0118	220
TX 45	1616	261

Maxion	Nº ZEN	Pg.
Ideal 9075 Perkins 1006-6 JF 12V	1690	264
Ideal 9090 Perkins 1006-6T JF 12V	1690	264
Ideal 9090 Perkins 1006-6TW JF 12V	1690	264
Motor S4	12684	285
Motores	12682	285

Mazda	Nº ZEN	Pg.
2 1.3 e 1.3 VTi	1916	275
2 1.5 I	1916	275
2200 Pick-Up	9791	280
3 L4 2.5 L	1876	273
3 3 1.6 MZR	1916	275
3 L4 2.0L 1998cc 122cid VIN F	1764	267
3 L4 2.0L 1998cc 122cid VIN G	1764	267
3 L4 2.0L 1999cc 122cid	1764	267
3 L4 2.0L 1999cc 122cid VIN F	1764	267
3 L4 2.0L 1999cc 122cid VIN G	1764	267
3 L4 2.0L 2000cc 122cid	1764	267
3 L4 2.0L 2000cc 122cid VIN F	1764	267
3 L4 2.3L 2260cc	1764	267
3 L4 2.3L 2260cc 138cid	1764	267
323 1.3 e 1.5	0450	228
323 1.3 - 1.5 626/EGi	0475	229
323 1.3 e 1.5 8T	0871	243
323	0874	243
323	0908	244
5 L4 2.3L 2260cc	1764	267
5 L4 2.3L 2260cc 138cid	1764	267
6 L4 2.5 L	1876	273
6 2.3L Non-Turbo, Gas (L3)	1764	267
6 L4 2.3L 2260cc	1764	267
6 L4 2.3L 2260cc 138cid	1764	267
6 L4 2.3L 2260cc 138cid w/Turbo	1764	267
6 L4 2.3L 2260cc w/Turbo	1764	267
6 L4 2.5L 2488cc 152cid	1764	267
626	0671	236
626SL	0908	244
B Séries Pick Up 2.3L	1585	259
B1600	0874	243
B2200	0874	243
B2200	0947	246
B2200	1722	266
B2500D	1024	249
Capella	0144	221
CX-7 L4 2.3L 2260cc	1764	267
CX5 L4 2.5 L	1876	273
Especial/Special	0352	226
Especial/Special	0426	227
Especial/Special	0957	246
Especial/Special	12658	281
Especial/Special	12659	281
Familia	0144	221

Mazda	Nº ZEN	Pg.
Luce	0144	221
Mazda B-2000	1646	262
MX 5 (Miata) 1.6 e 1.8	0450	228
Pick Up 1000 1.2	0144	221
Proceed	0144	221
SLX	0908	244
Swaraj Mazda T3500	1526	258
Tribute 2.3L	1585	259

MCCormick	Nº ZEN	Pg.
80	1700	264
Tele-Trac Sisu 44-CWA-2V 4.4	1698	264

Mercedes Benz	Nº ZEN	Pg.
0302-0352 Otobus	0417	227
10 T 1013	1073	251
1000	1073	251
1013A	1073	251
1013S	1073	251
1017	1073	251
1017AF	0367	226
1017F	0367	226
108B	0015	217
11 T L1113B	1073	251
1100	1073	251
1111 (OM321)	0034	217
1113	0034	217
1113B	0367	226
12 T 1213	1073	251
1215	1888	273
1215 C	1038	249
1217	1073	251
1217AF	0367	226
124	1071	251
1250	1073	251
1300 Turbo	1073	251
1313	0034	217
1316	0034	217
1319	0218	278
1320	0218	278
1350	1073	251
13T 1313	1073	251
14 T 1413	1073	251
1400 Turbo	1073	251
1417	1073	251
1417	1888	273
1418	0218	278
1418 R Com motores OM 364 e OM 366 em 12V	1112	252
1418R OM 364 e OM 366 em 12V. 29MT	12957	281
1418R OM 364 e OM 366 em 12V. 29MT	12961	281
1419	0218	278
1420	0218	278
1425	0218	278
1425 S	0218	278
1450	1073	251
1500	1073	251
1513	0034	217
1516	0034	217

Mercedes Benz	Nº ZEN	Pg.
1517	0218	278
1518	0218	278
1519	0218	278
1520	0218	278
1524	0218	278
1525	0218	278
1550	1073	251
15T 1513	1073	251
16 T 1613	1073	251
1600 Turbo	1073	251
1617	1073	251
1622	0218	278
1625	0624	234
1625	1888	273
1628	1888	273
1630	0624	234
1632	1888	273
1632L	1205	254
1632LS	1205	254
1634LS	1205	254
1650	1073	251
170 SD y 180 SD Arr. Bosch Caz. Grande	0709	237
1700	1073	251
1720 Com motores OM 364 e OM 366 em 12V	1112	252
1720 OM 364 e OM 366 em 12V. 29MT	12957	281
1720 OM 364 e OM 366 em 12V. 29MT	12961	281
1720 K Com motores OM 364 e OM 366 em 12V	1112	252
1720K OM 364 e OM 366 em 12V. 29MT	12957	281
1720K OM 364 e OM 366 em 12V. 29MT	12961	281
1725	1888	273
1750	1073	251
18 T 1819	1073	251
180D 2.5	0228	223
180D	12682	285
180D Furgão / Pick Up	0796	240
180DB	0028	217
1825	0624	234
1831	0920	245
1831 AK	0920	245
1831L	0920	245
1835	0920	245
1835 AK	0920	245
1835L	0920	245
1840	0920	245
1840 AK	0920	245
1840L	0920	245
1843	0920	245
1843 AK	0920	245
1843L	0920	245
1848	0920	245
1848 AK	0920	245
1848L	0920	245
1853	0920	245
1853L	0920	245
1857L	0920	245
190	0482	229
190	0857	243

Mercedes Benz	Nº ZEN	Pg.
190 1.8	1619	261
190 2.0	1619	261
190 2.0 E	1619	261
190 2.3 E	1619	261
190 2.5 16V	1619	261
190 (W201)	1886	273
190B	0015	217
190C	0080	219
190D 2.2, 2.5	0572	232
190DB	0028	217
190E	0482	229
190E	0492	230
190E	0857	243
1922	0920	245
1924	0218	278
1928	0920	245
1928L	0920	245
1929	0218	278
1932	0218	278
1933	0218	278
1933	0920	245
1933L	0920	245
1934	0218	278
1935	0624	234
1936	0920	245
1938	0920	245
1938L	1205	254
1938LS	1205	254
1938S	1205	254
1941	0624	234
1944L	1205	254
200	0080	219
200	0108	220
200	0139	221
200	0482	229
200	0492	230
200	0857	243
200D	0228	223
200D	0319	225
200D	0366	226
200D DT	0572	232
2013	0034	217
2015	0034	217
2019	0218	278
2025 S	0218	278
2028 LS	0218	278
2031	0920	245
2031A	0920	245
2033LS	0920	245
2035A	0920	245
2036LS	0920	245
2040	0920	245
2040A	0920	245
2053	0920	245
207D	0228	223
208	0108	220
208D	0572	232

Mercedes Benz	Nº ZEN	Pg.
209D	0228	223
2100	1073	251
210D	0572	232
2150	1073	251
220	0080	219
220	0108	220
220	0139	221
220 L4 2.2L 2197cc 134cid gasolina	0221	222
220 L4 2.2L 2197cc gasolina	0221	222
220	0307	224
220B	0227	223
220D L4 2.2L 2197cc 134cid gasolina	0221	222
220D L4 2.2L 2197cc gasolina	0221	222
220D	0228	223
220D	0319	225
220SB	0227	223
220SEB	0227	223
2213 (OM352)	0034	217
2216 (OM352A)	0034	217
2219	0218	278
2220	0218	278
2222	0218	278
2225B	0218	278
2228	0218	278
2233	0218	278
2236	0218	278
2238	0218	278
230	0080	219
230	0139	221
230 L4 2.3L 2307cc gasolina	0221	222
230 L6 2.3L 2306cc 141cid gasolina	0221	222
230	0307	224
230	0482	229
230	0492	230
230	0857	243
230S L6 2.3L 2306cc 141cid gasolina	0221	222
230SL L6 2.3L 2306cc 141cid gasolina	0221	222
2325	0624	234
240D	0228	223
240D 3.0	0228	223
240D	0319	225
240D 3.0	0319	225
240GD	0228	223
240TD	0228	223
240TD	0319	225
2423	1888	273
250	0080	219
250	0139	221
250 L6 2.5L 2496cc 152cid gasolina	0221	222
250 L6 2.8L 2778cc 169cid gasolina	0221	222
250 L6 2.8L 2778cc gasolina	0221	222
250	0857	243
250C L6 2.8L 2778cc 169cid gasolina	0221	222
250C L6 2.8L 2778cc gasolina	0221	222
250D DT	0572	232
250S L6 2.5L 2496cc 152cid gasolina	0221	222
250SE L6 2.5L 2496cc 152cid gasolina	0221	222

Mercedes Benz	Nº ZEN	Pg.
250SEC L6 2.5L 2496cc 152cid gasolina	0221	222
250SL L6 2.5L 2496cc 152cid gasolina	0221	222
2531	0920	245
2531L	0920	245
2535L	0920	245
2536A	0920	245
2540	0920	245
2540L	0920	245
2543	0920	245
2543L	0920	245
2548	0920	245
2548L	0920	245
2553	0920	245
2553L	0920	245
2557L	0920	245
2624A	0218	278
2628	0218	278
2628A	0218	278
2628B	0218	278
2631	0920	245
2631L	0920	245
2633	0218	278
2635	0920	245
2635L	0920	245
2636	0218	278
2636A	0920	245
2638	0218	278
2638	1205	254
2638LK	1205	254
2638LS	1205	254
2638S	0920	245
2640	0920	245
2640L	0920	245
2643	0920	245
2643L	0920	245
2648	0920	245
2648L	0920	245
2653	0920	245
2653L	0920	245
2657	0920	245
2657L	0920	245
280	0080	219
280	0108	220
280	0139	221
280 L6 2.8L 2746cc gasolina	0221	222
280	0307	224
280	0857	243
280C L6 2.8L 2746cc gasolina	0221	222
280CE L6 2.8L 2746cc gasolina	0221	222
280CE L6 2.8L 2778cc gasolina	0221	222
280E L6 2.8L 2746cc gasolina	0221	222
280E L6 2.8L 2778cc gasolina	0221	222
280E	1031	249
280S L6 2.8L 2746cc gasolina	0221	222
280S L6 2.8L 2778cc gasolina	0221	222
280S	0367	226
280SE L6 2.8L 2746cc gasolina	0221	222

Mercedes Benz	Nº ZEN	Pg.
280SE L6 2.8L 2778cc gasolina	0221	222
280SE V8 3.5L 3504cc gasolina	0221	222
280SE V8 4.5L 4520cc gasolina	0221	222
280SEC L6 2.8L 2778cc 169cid gasolina	0221	222
280SEL L6 2.8L 2778cc 169cid gasolina	0221	222
280SEL L6 2.8L 2778cc gasolina	0221	222
280SEL V8 4.5L 4520cc 276cid gasolina	0221	222
280SEL V8 4.5L 4520cc gasolina	0221	222
280SL L6 2.8L 2778cc 169cid gasolina	0221	222
280SL L6 2.8L 2778cc gasolina	0221	222
300	0080	219
300 turbo	0319	225
300CD	0228	223
300CD	0319	225
300D	0228	223
300D	0319	225
300D DT	0572	232
300GD	0228	223
300SD	0228	223
300SD	0319	225
300SEL L6 2.8L 2778cc gasolina	0221	222
300SEL L6 3.0L 183cid gasolina	0221	222
300SEL L6 3.0L 2996cc 183cid gasolina	0221	222
300SEL V8 3.5L 3504cc gasolina	0221	222
300SEL V8 4.5L 4520cc gasolina	0221	222
300TD	0228	223
300TD	0319	225
3025 B	0218	278
3028 K	0218	278
302Y.M.303	0308	224
307D	0228	223
308	0108	220
308D	0572	232
309D	0228	223
310D	0572	232
320E	1031	249
3231	0920	245
3235	0920	245
3240	0920	245
3243	0920	245
3250A	0218	278
3328	0218	278
3328B	0218	278
3331	0920	245
3331A	0920	245
3333	0218	278
3335	0920	245
3336	0218	278
3336A	0218	278
3340	0920	245
3340A	0920	245
3343	0920	245
3343A	0920	245
3348	0920	245
3348A	0920	245
3353	0920	245
3357	0920	245

Mercedes Benz	Nº ZEN	Pg.
350	0108	220
350SL V8 4.5L 4520cc 276cid gasolina	0221	222
350SL V8 4.5L 4520cc gasolina	0221	222
380	0108	220
380SE V8 3.8L 3839cc gasolina	0221	222
380SEC V8 3.8L 3839cc gasolina	0221	222
380SEL V8 3.8L 3839cc gasolina	0221	222
380SL V8 3.8L 3839cc gasolina	0221	222
380SLC V8 3.8L 3839cc gasolina	0221	222
3850A	0218	278
406 1.6/1.8 16V/2.0 16V/2.0 Turbo	1037	249
407D	0228	223
408D	0572	232
409D	0228	223
4140	0920	245
4140A	0920	245
4143	0920	245
4143A	0920	245
4148	0920	245
420SEL V8 4.2L 4196cc gasolina	0221	222
450	0108	220
450SE V8 4.5L 4520cc gasolina	0221	222
450SEL V8 4.5L 4520cc gasolina	0221	222
450SL V8 4.5L 4520cc gasolina	0221	222
450SLC V8 4.5L 4520cc gasolina	0221	222
500	0108	220
500SEC V8 5.0L 4973cc gasolina	0221	222
500SEL V8 5.0L 4973cc gasolina	0221	222
508DG	0367	226
54403	1073	251
560SEC V8 5.6L 5547cc gasolina	0221	222
560SEL V8 5.6L 5547cc gasolina	0221	222
560SL V8 5.6L 5547cc gasolina	0221	222
6 T 608	1073	251
608DG	0367	226
613D	0367	226
66403	1073	251
7 T 709	1073	251
710 Com motores OM 364 e OM 366 em 12V	1112	252
710 OM 364 e OM 366 em 12V. 29MT	12954	281
710 OM 364 e OM 366 em 12V. 29MT	12955	281
710 OM 364 e OM 366 em 12V. 29MT	12956	281
710 OM 364 e OM 366 em 12V. 29MT	12957	281
710 OM 364 e OM 366 em 12V. 29MT	12961	281
712	1888	273
712 C	1038	249
72403	1073	251
8 T 808	1073	251
80406	1073	251
809	1073	251
813	1073	251
817-1517	1038	249
9 T 911	1073	251
90416	1073	251
911B	0367	226
912	1888	273
913	1073	251

Mercedes Benz	Nº ZEN	Pg.
914	1038	249
914	1888	273
915	1038	249
915 c Accelo	0985	247
95424	1073	251
A170 CDI	1563	259
Actros	12967	281
Actros 1831	0920	245
Actros 1832, 1836, 1841, 1844	1808	269
Actros 1835	0920	245
Actros 1840	0920	245
Actros 1843	0920	245
Actros 1846, 1850, 1851, 1854, 1858	1808	269
Actros 1848	0920	245
Actros 2031	0920	245
Actros 2035	0920	245
Actros 2040	0920	245
Actros 2043	0920	245
Actros 2048	0920	245
Actros 2531	0920	245
Actros 2535	0920	245
Actros 2540	0920	245
Actros 2543	0920	245
Actros 2548	0920	245
Actros 2631	0920	245
Actros 2632, 2636, 2641, 2644	1808	269
Actros 2635	0920	245
Actros 2640	0920	245
Actros 2643	0920	245
Actros 2646, 2650, 2651, 2654, 2655 e 2658	1808	269
Actros 2648	0920	245
Atego	1038	249
Atego 1718	1888	273
Atego 2425	1888	273
Atego 2428	1888	273
Axor	1038	249
Axor 1419, 1719, 1726, 1726 4x4, 1729S, 2426 6x2 e 2429 6x2 Com Motores eletrônicos 24V OM 924 LA e OM 926 LA - Euro V	1679	263
Axor 1419, 1719, 1726, 1726 4x4, 1729S, 2426 6x2 e 2429 6x2 Com Motores eletrônicos 24V OM 924 LA e OM 926 LA - Euro V	1805	269
Axor 1933	0985	247
Axor 1933	1888	273
Axor 1933, 2533, 2826, 2828, 2831 Com Motores eletrônicos OM906 e OM 926	1679	263
Axor 1933, 2533, 2826, 2828, 2831 Com Motores eletrônicos OM906 e OM 926	1805	269
Axor 2006 e 3344	1808	269
Axor 2831	1888	273
C 180 - 200 - Kompressor - 220 - 230	1619	261
C 200 2.0, 55KW - Diesel	1057	250
C 200 2.0, 65KW - Diesel	1057	250
C 200 T 2.2, 70KW - Diesel	1057	250
C 220 2.2, 70KW - Diesel	1057	250
C 230 Kompressor	1619	261
C 240	0976	247
C 240 2.6L - 2597cc	1485	257

Mercedes Benz	Nº ZEN	Pg.
C 250 turbo 2.5, 110KW - Diesel	1057	250
C 280	0976	247
C 280 T - Modell	0976	247
C280	1031	249
C32 3.2L - 3199cc	1485	257
C320 3.2L - 3199cc	1485	257
Caminhão com motor 0321H	0025	217
Caminhão com motor 0321H2	0025	217
Caminhão com motor 321	0025	217
Caminhão / Ônibus LP1219	0105	220
Caminhão / Ônibus 1113	0105	220
Caminhão / Ônibus 1214	0105	220
Caminhão / Ônibus 1218	0105	220
Caminhão / Ônibus 1313	0105	220
Caminhão / Ônibus 1316	0105	220
Caminhão / Ônibus 1414	0105	220
Caminhão / Ônibus 1418	0105	220
Caminhão / Ônibus 1513	0105	220
Caminhão / Ônibus 1516	0105	220
Caminhão / Ônibus 1614	0105	220
Caminhão / Ônibus 1618	0105	220
Caminhão / Ônibus 1621	0105	220
Caminhão / Ônibus 1720	0105	220
Caminhão / Ônibus 2013	0105	220
Caminhão / Ônibus 2016	0105	220
Caminhão / Ônibus 2213	0105	220
Caminhão / Ônibus 2215	0105	220
Caminhão / Ônibus 2216	0105	220
Caminhão / Ônibus L1319	0105	220
Caminhão / Ônibus L608D	0105	220
Caminhão / Ônibus L610(OM 352)	0105	220
Caminhão / Ônibus L709D	0105	220
Caminhão / Ônibus LP1419	0105	220
Caminhão 1316 OM352/352A	1638	262
Caminhão 1418L, 1718, 1725, 2423, 2428	0985	247
Caminhão 1513 OM352/352A	1638	262
Caminhão 1519	0122	284
Caminhão 1520	0122	284
Caminhão 1520	0133	220
Caminhão 1524	0122	284
Caminhão 1525 OM355-5A	0122	284
Caminhão 1620	0651	235
Caminhão 1924 OM355-6	0122	284
Caminhão 1924A OM355-6A	0122	284
Caminhão 1929 OM355-6A	0122	284
Caminhão 1932 OM355-6LA	0122	284
Caminhão 1933	0122	284
Caminhão 1934 OM355-6LA	0122	284
Caminhão 2019	0122	284
Caminhão 2020 OM355-5	0122	284
Caminhão 2020 OM355-5	0133	220
Caminhão 2219	0122	284
Caminhão 2220 OM355-5	0122	284
Caminhão 2624	0122	284
Caminhão 2624	0133	220
Caminhão 712 Eletronic	0651	235
Caminhão 712 Eletronic	1197	254

Mercedes Benz	Nº ZEN	Pg.
Caminhão 712C, 715, 714C, ,1418 EL	0985	247
Caminhão 915C,1215,1218EL,1218L	0985	247
Caminhão e Ônibus Eletrônicos C/ Motor OM904, OM906, OM924, OM926	0985	247
Caminhão MB856	0087	278
Caminhão MB856	0133	220
Caminhão MB858	0087	278
Caminhão MB858	0133	220
Caminhão MB866	0087	278
Caminhão MB866	0133	220
Caminhão MB868	0087	278
Caminhão MB868	0133	220
Caminhão OM321	0204	284
Caminhão OM324	0204	284
Caminhão OM326	0204	284
Caminhão/Ônibus 2016, 2213, 2216, L608D, L709D, L1319, LP1219, LP1419	1364	256
Caminhão/Ônibus 2220	0133	220
Caminhão/Ônibus 1214, 1218, 1414, 1418, 1614, , 1513, 1516, 2013,	1364	256
Caminhão/Ônibus 1419	0122	284
Caminhão/Ônibus 1419	0133	220
Caminhão/Ônibus 1420	0122	284
Caminhão/Ônibus 1420	0133	220
Caminhão/Ônibus 1517	0122	284
Caminhão/Ônibus 1517	0133	220
Caminhão/Ônibus 1518	0122	284
Caminhão/Ônibus 1518	0133	220
Caminhão/Ônibus 1519	0122	284
Caminhão/Ônibus 1519	0133	220
Caminhão/Ônibus 1519	0133	220
Caminhão/Ônibus 1524	0122	284
Caminhão/Ônibus 1524	0133	220
Caminhão/Ônibus 1525	0122	284
Caminhão/Ônibus 1525	0133	220
Caminhão/Ônibus 1618, 1621, 2215, 2216, L610 (OM 352), 1113, 1313, 1316	1364	256
Caminhão/Ônibus 1924	0122	284
Caminhão/Ônibus 1924	0133	220
Caminhão/Ônibus 1924A	0122	284
Caminhão/Ônibus 1924A	0133	220
Caminhão/Ônibus 1929	0122	284
Caminhão/Ônibus 1929	0133	220
Caminhão/Ônibus 1932	0122	284
Caminhão/Ônibus 1932	0133	220
Caminhão/Ônibus 1933	0122	284
Caminhão/Ônibus 1933	0133	220
Caminhão/Ônibus 1934	0122	284
Caminhão/Ônibus 1934	0133	220
Caminhão/Ônibus 2019	0122	284
Caminhão/Ônibus 2019	0133	220
Caminhão/Ônibus 2219	0122	284
Caminhão/Ônibus 2219	0133	220
Caminhão/Ônibus 2220	0122	284
Caminhão/Ônibus 2624A	0122	284
Caminhão/Ônibus 2624A	0133	220
Caminhões	0378	226
Caminhões	0440	228

Mercedes Benz	Nº ZEN	Pg.
Caminhões	12682	285
Caminhões - Rodoviária 2035 (4x2), 2040 (4x2), 2044 (4x2), 2540 (6x2), 2544 (6x2)	13119	282
Caminhões 710, 712E, 1418R, 1720, 1720K, L1620 - Chassi de Ônibus LO 712, LO 812 Com Motores mecânicos 12V OM 364 e OM 366) - 29MT	1679	263
Caminhões 710, 712E, 1418R, 1720, 1720K, L1620 - Chassi de Ônibus LO 712, LO 812 Com Motores mecânicos 12V OM 364 e OM 366) - 29MT	1805	269
Caminhões 712C, 715, 714C, 915C, 1215, 1218EL, 1218L, 1418 EL, 1418L, 1718, 1725	1679	263
Caminhões 712C, 715, 714C, 915C, 1215, 1218EL, 1218L, 1418 EL, 1418L, 1718, 1725	1805	269
Caminhões Família Accelo: 815 e 1016 Com Motor eletrônico 24V OM 924 LA - Euro V	1679	263
Caminhões Família Accelo: 815 e 1016 Com Motor eletrônico 24V OM 924 LA - Euro V	1805	269
Caminhões Família Atron 1635 Com motor eletrônico 24V OM 457 LA - Euro V	13119	282
Caminhões Família Atron: 1319, 2324, 2729K (Basculante), 2729B (Betoneira) e2729 Com Motores eletrônicos 24V OM 924 LA e OM 926 LA -Euro V	1679	263
Caminhões Família Atron: 1319, 2324, 2729K (Basculante), 2729B (Betoneira) e2729 Com Motores eletrônicos 24V OM 924 LA e OM 926 LA -Euro V	1805	269
Chassi de ônibus LO 914, 0500M, 0500U, 0500R, OF 1417, OF1418, OF 1518, OF 1721, Com Motores eletrônicos 24V OM 904, OM 906, OM 924 eOM 926	1679	263
Chassi de ônibus LO 914, 0500M, 0500U, 0500R, OF 1417, OF1418, OF 1518, OF 1721, Com Motores eletrônicos 24V OM 904, OM 906, OM 924 eOM 926	1805	269
Chassi p/ Ônibus 1420	0122	284
Chassi p/ Ônibus 1420	0133	220
Chassi p/ Ônibus 1420	0218	278
Chassi p/ Ônibus 1517	0122	284
Chassi p/ Ônibus 1517	0133	220
Chassi p/ Ônibus 1517	0218	278
Chassi p/ Ônibus 1518	0122	284
Chassi p/ Ônibus 1518	0133	220
Chassi p/ Ônibus 1518	0218	278
Chassi p/ Ônibus O364	0122	284
Chassi p/ Ônibus O364	0133	220
Chassi p/ Ônibus O364	0218	278
Chassi p/ Ônibus O370	0122	284
Chassi p/ Ônibus O370	0133	220
Chassi p/ Ônibus O370	0218	278
Chassi p/ Ônibus O371	0122	284
Chassi p/ Ônibus O371	0133	220
Chassi p/ Ônibus O371	0218	278
Chassi p/ Ônibus O371UP	0122	284
Chassi p/ Ônibus O371UP	0133	220
Chassi p/ Ônibus O371UP	0218	278
Chassi p/ Ônibus OF/OH 1113 com motor M366G	0105	220
Chassi p/ Ônibus OF/OH 1115 com motor M366G	0105	220
Chassi p/ Ônibus OF/OH 1313 com motor M366G	0105	220
Chassi p/ Ônibus OF/OH 1315 com motor M366G	0105	220
Chassi p/ Ônibus OF/OH 1316 com motor M366G	0105	220
Chassi p/ Ônibus OF/OH O364 com motor M366G	0105	220
Chassi p/ Ônibus OF/OH O371U com motor M366G	0105	220
Chassi p/ Ônibus OH1419	0122	284
Chassi p/ Ônibus OH1419	0133	220

Mercedes Benz	Nº ZEN	Pg.
Chassi pl/ Ônibus OH1419	0218	278
Chassi para Ônibus 1313, 1315, 1316, O364, O371U Com motor M366G	1364	256
Chassi para Ônibus OF/OH 1113, 1115, Com motor M366G	1364	256
Citaro	1038	249
Class C, E, M, S, V, CLK	1458	256
Classe A190	1469	256
Classe A	1469	256
Classe A - A100	1471	256
Classe A - A160	1471	256
Classe A 140 - 160	1752	267
Classe A 160 CDI e 170 CDI	1031	249
Classe A 160 CDI e 170 CDI	1037	249
Classe C (W202)	1886	273
Classe C (W203)	1886	273
Classe E (W124)	1886	273
Classe G (W460)	1886	273
Classe M (W163)	1886	273
Classe S (W140)	1886	273
Classe V (638/2)	1886	273
CLK 200 - Kompressor	1619	261
CLK 230 - Kompressor	1619	261
CLK 320 Coupe	0976	247
CLK320 3.2L - 3199cc	1485	257
D206	0228	223
D206	0319	225
D306	0228	223
Demais aplicações com Turbo Brake,exceto Plataforma O 400 mecânico	1205	254
DG206	0228	223
DG206	0319	225
DG306	0228	223
E 190 2.3	0925	245
E 200	0961	247
E 200 2.0, 65KW - Diesel	1057	250
E 220 2.2, 70KW - Diesel	1057	250
E 250 2.5, 83KW - Diesel	1057	250
E 250 T 2.5, 83KW - Diesel	1057	250
E 250D Turbo (210) BG, GR, H, I, IS, HR, P, SLO, TR	1031	249
E 250D Turbo (210) BG, GR, H, I, IS, HR, P, SLO, TR	1037	249
E 250DT (210) i	1031	249
E 250DT (210) i	1037	249
E 259D Turbo (210)	1031	249
E 259D Turbo (210)	1037	249
E 270 CDI	1629	261
E 290 turbo T 2.9, 95KW - Diesel	1057	250
E 290 turbo 2.9, 95KW - Diesel	1057	250
E 300	0961	247
E 320 CDI	1629	261
E 420	0630	234
E 420 T- Modell	0630	234
E 500	0630	234
E 500 Coupe	0630	234
E 500 SEC / S500	0630	234
E 500 SEC Coupe	0630	234
E 560 SEL	0630	234

Mercedes Benz	Nº ZEN	Pg.
E200 Kompressor - V200 - V230	1619	261
E280	1031	249
E300	1031	249
E320	1031	249
E320 3.2L - 3199cc	1485	257
Econic	1038	249
Especial/Special	0438	228
Especial/Special	0440	228
Especial/Special	0985	247
Especial/Special	1076	251
Especial/Special	1111	278
Família Atego (1315, 1418, 1518, 1718, 1725, 2425), L1318, 2423B,2423K, L1620	1679	263
Família Atego (1315, 1418, 1518, 1718, 1725, 2425), L1318, 2423B,2423K, L1620	1805	269
Família Atego 1315,1418,1518,1718,1725,2425 24V OM 904,OM 906,OM 924 e OM 926	0985	247
Família Atego L1318,2423B,2423K,L1620 Chassi de ônibus 24V OM 904,OM 906,OM 924 e OM 926	0985	247
Família Atego LO 914,0500M,0500U,0500R,OF 1417,OF1418,OF 1518,OF 1721,OF 1722 24V OM 904,OM 906,OM 924 e OM 926	0985	247
Fora de estrada 3340 (6x4), 3344 (6x4), 4140 (6x4) e 4144 (6x4)	13119	282
Fora de Estrada Família Axor: 2831K (Basculante), 2831B (Betoneira) e 2831P (Pla Com Motor eletrônico 24V OM 926 LA - Euro V	1679	263
Fora de Estrada Família Axor: 2831K (Basculante), 2831B (Betoneira) e 2831P (Pla Com Motor eletrônico 24V OM 926 LA - Euro V	1805	269
Fora de Estrada Família Axor: 3341 K,S,P, 3344K,S,P, 4141K e 4144 K Com motor eletrônico 24V OM 457 LA - Euro V	13119	282
K6	1740	266
Kombi Espanhola	12682	285
L 1113 OM 352	1691	264
L 1116 OM 352 A	1691	264
L 1117 OM 352 A	1691	264
L 1117 OM 366 LA 8	1691	264
L 1316 OM 352 A	1691	264
L 1317 OM 352 A	1691	264
L 1319 OM 366 LA	1691	264
L 1516 OM 352 A	1691	264
L 1620 Com motores OM 364 e OM 366 em 12V	1112	252
L 1620 OM 364 e OM 366 em 12V. 29MT	12957	281
L 1620 OM 364 e OM 366 em 12V. 29MT	12961	281
L1112 OM352	0441	228
L1113	0497	230
L1114 OM358	0441	228
L1116	0497	230
L1117	0497	230
L1218	1038	249
L1316	0497	230
L1317	0497	230
L1418	1038	249
L1516	0497	230
L1618 M	1038	249
L1622	1038	249
L1625	0622	234
L206	0223	222

Mercedes Benz	Nº ZEN	Pg.
L206	0228	223
L206	0319	225
L207	0223	222
L207	0361	226
L2325	0622	234
L2423	1038	249
L2635	0622	234
L306	0223	222
L306	0228	223
L306D	0319	225
L306DG	0319	225
L307	0223	222
L307	0361	226
L319D	0028	217
L405	0028	217
L406	0028	217
L406DG	0319	225
L407D	0228	223
L407D	0319	225
L408DG	0034	217
L408DG	0367	226
L408G	0080	219
L410	0857	243
L508D	1073	251
L508G	0034	217
L608 OM314	0441	228
L608D	1073	251
L608DG	0034	217
L911 OM325	0441	228
LA 1113 OM 352	1691	264
LA 1117 OM 352 A	1691	264
LA1113	0497	230
LA1117	0497	230
LB2325	0622	234
LG1825	0622	234
LK2325	0622	234
LKO1113B	1073	251
LO 0814 Com motores OM 364 e OM 366 em 12V	1112	252
LO 814 OM 364 e OM 366 em 12V. 29MT	12957	281
LO 814 OM 364 e OM 366 em 12V. 29MT	12961	281
LO812	1364	256
LP 1219 OM 366 LA	1691	264
LP 1419 OM 366 LA	1691	264
LP1013	0367	226
LP1013	1073	251
LP1113	0367	226
LP1113	1073	251
LP1219 com motor Cummins 6BT 5.9 lts	0497	230
LP1419 com motor Cummins 6BT 5.9 lts	0497	230
LP608	0034	217
LP709	0367	226
LP808	0034	217
LP809	0367	226
LP813	0367	226
LP913	0367	226
LPK1113	1073	251
LPS1113B	1073	251

Mercedes Benz	Nº ZEN	Pg.
LS1625	0622	234
LS1630	0622	234
LS1935	0622	234
LS1941	0622	234
Marcopolo	0497	230
MB 180D	12682	285
MBL1319 com motor Cummins 6BT 5.9 lts	0497	230
Micro ônibus L608D (OM314)	0034	217
ML 270 CDI	1629	261
ML320 3.2L - 3199cc	1485	257
ML350 3.7L - 3724cc	1485	257
Motor Cummins 6B Eletrônico 5.9	1604	260
Motor Estacionário, gerador, industrial e marítimo OM314	0133	220
Motor Estacionário, gerador, industrial e marítimo OM352	0133	220
Motor Estacionário, gerador, industrial e marítimo OM352A	0133	220
Motor Estacionário, gerador, industrial e marítimo O370 OM355-5, 6, 6A, 6LA	0218	278
Motor Estacionário, gerador, industrial e marítimo OM352	0218	278
Motor Estacionário, gerador, industrial e marítimo OM352A	0218	278
Motor Estacionário, gerador, industrial e marítimo O370 OM355-5, 6, 6A, 6LA	0122	284
Motor Estacionário, gerador, industrial e marítimo O371 OM355-5A, 6A, 6LA	0122	284
Motor Estacionário, gerador, industrial e marítimo O371 OM355-5A, 6A, 6LA	0218	278
Motor Estacionário, gerador, industrial e marítimo O371UP OM355-5	0122	284
Motor Estacionário, gerador, industrial e marítimo O371UP OM355-5	0218	278
Motor Estacionário, gerador, industrial e marítimo OM314	0122	284
Motor Estacionário, gerador, industrial e marítimo OM314	0218	278
Motor Estacionário, gerador, industrial e marítimo OM352	0122	284
Motor Estacionário, gerador, industrial e marítimo OM352A	0122	284
Motor Estacionário, gerador, industrial e marítimo O370 OM355-5, 6, 6A, 6LA	0133	220
Motor Estacionário, gerador, industrial e marítimo O371 OM355-5A, 6A, 6LA	0133	220
Motor Estacionário, gerador, industrial e marítimo O371UP OM355-5	0133	220
O 303	0218	278
O 305	0218	278
O 305G	0218	278
O 307	0218	278
O 309	1073	251
O 345, O 345G	0218	278
O 355	0218	278
O 364	0218	278
O 365	0218	278
O 370	0218	278
O 370RS	0218	278
O 370RSD	0218	278
O 371R	0218	278
O 371RS	0218	278
O 371RSD	0218	278
O 500R, RSD e RSE	1205	254
O2319D	0028	217
O302	0367	226
O309	0857	243

Mercedes Benz	Nº ZEN	Pg.
O309B	0080	219
O309D	0228	223
O309D	0319	225
O309D	0367	226
O355 (OM355-6)	0624	234
O362 MWM D226-4	0034	217
O362A Autolite	0034	217
O364	1364	256
O364 (OM355-5 e 6)	0624	234
O365	1364	256
O365 (OM355-5)	0624	234
O366	1364	256
O370	0624	234
O370 (OM355-5, 6, 6A, 6LA)	0624	234
O370R	0218	278
O371	0624	234
O371 (OM355-5A, 6A, 6LA)	0624	234
O371U	0367	226
O371U	1364	256
O371UP	0624	234
O371UP (OM355-5)	0624	234
O400R	0624	234
O400RS	0624	234
O400RSD	0624	234
O400RSL (OM 449A)	0624	234
OF 1113 OM 366 JF 12V	1690	264
OF 1721 Com motores OM 364 e OM 366 em 12V	1112	252
OF 1722	1205	254
OF1113	1073	251
OH 1113 OM 366 A JF 12V	1690	264
OH 1420 Com motores OM 364 e OM 366 em 12V	1112	252
OH 1621L Com motores OM 364 e OM 366 em 12V	1112	252
OH 1623 Com motores OM 364 e OM 366 em 12V	1112	252
OH 1628L	1205	254
OM 314 3.8 4cil Diesel	0603	233
OM 352	0603	233
OM 355	0603	233
OM 3555, 3556, 3556A, 3356LA, 3555 Série BR400	0624	234
OM314	0034	217
OM321	0034	217
OM321	0035	278
OM321 marítimo 1959 ED	0034	217
OM324	0034	217
OM324	0035	278
OM324 marítimo 1961 ED	0034	217
OM326	0034	217
OM326	0035	278
OM326 marítimo 1963	0034	217
OM352	0034	217
OM352A	0034	217
OM447	0920	245
OM449A	0920	245
Ônibus	0025	217
Ônibus	0440	228
Ônibus	12682	285
Ônibus	12686	285
Ônibus O355 OM355-6	0133	220

Mercedes Benz	Nº ZEN	Pg.
Ônibus O364 OM355-5 e 6	0133	220
Ônibus O365 OM355-5	0133	220
Ônibus O371	0133	220
Ônibus O371UP	0133	220
Ônibus / Buses 0500RS (4x2) e 0500RSD (6x2), OM457LA Eletrônico / Electrónico 6 cil	13119	282
Ônibus Boxer e Torino Com Motor OM904/906 12V	1679	263
Ônibus Boxer e Torino Com Motor OM904/906 12V	1805	269
Ônibus O355	0122	284
Ônibus O364	0122	284
Ônibus O364 OM352/352A	1638	262
Ônibus O365	0122	284
Ônibus O370	0122	284
Ônibus O370	0133	220
Ônibus O371	0122	284
Ônibus O371UP	0122	284
Ônibus O917	0118	220
Ônibus OF 1113	0118	220
Ônibus OH1113	0118	220
Ônibus Rodoviário O500M 1826 BUGGY e O500R 1830 Com Motor eletrônico OM926 LA - Euro V	1679	263
Ônibus Rodoviário O500M 1826 BUGGY e O500R 1830 Com Motor eletrônico OM926 LA - Euro V	1805	269
Ônibus Rodoviário: O500 RS 1836 e O500 RSD 2436 6x2 Com motor eletrônico OM457 LA - Euro V	13119	282
Ônibus Urbano OF1519,OF1721, OF1724, O500M 1826, O500U 1826 Com Motores eletrônicos 24V OM 924 LA eOM 926 LA - Euro V	1679	263
Ônibus Urbano OF1519,OF1721, OF1724, O500M 1826, O500U 1826 Com Motores eletrônicos 24V OM 924 LA eOM 926 LA - Euro V	1805	269
Ônibus Urbano: O500 MA 2836 e O500 UA 2836 Com motor eletrônico OM457 LA - Euro V	13119	282
Plataformas O 400RSD e SRE	1205	254
Rodoviário Família Axor 1933 e 2533 Com Motor eletrônico 24V OM 926 LA - Euro V	1679	263
Rodoviário Família Axor 1933 e 2533 Com Motor eletrônico 24V OM 926 LA - Euro V	1805	269
Rodoviário Família Axor: 2036 Estradeiro, 2036 Multiuso, 2041 Estradeiro, 2041 Mu Com motor eletrônico 24V OM 457 LA - Euro V	13119	282
S 320 CDI	1629	261
S 420	0630	234
S 500	0630	234
S280	1031	249
S321	1031	249
Série 9 T - 917 OM 366 A JF 12V	1690	264
SL 500	0630	234
SLK32 3.2L - 3199cc	1485	257
SLK320 3.2L - 3199cc	1485	257
Sprinter	0796	240
Sprinter	0861	243
Sprinter Maxion HS	0916	245
Sprinter	1023	249
Sprinter	1458	256
Sprinter 2.3	1629	261
Sprinter Maxion HS 4 cil 2.5	1635	261
Sprinter	1696	264
Sprinter	1740	266

Mercedes Benz	Nº ZEN	Pg.
Sprinter 208 2.3, 58/60KW - Diesel	1057	250
Sprinter 208D	1031	249
Sprinter 208D	1037	249
Sprinter 210 2.9, 75KW - Diesel	1057	250
Sprinter 210D	1031	249
Sprinter 210D	1037	249
Sprinter 212 2.9, 90KW - Diesel	1057	250
Sprinter 212D	1031	249
Sprinter 212D	1037	249
Sprinter 214	1619	261
Sprinter 216	1629	261
Sprinter 308 2.3, 58KW - Diesel	1057	250
Sprinter 308 D	1031	249
Sprinter 308 D	1037	249
Sprinter 310 Diesel	0657	235
Sprinter 310 2.9, 75KW - Diesel	1057	250
Sprinter 312 2.9, 90KW - Diesel	1057	250
Sprinter 312 D	1031	249
Sprinter 312 D	1037	249
Sprinter 314	1619	261
Sprinter 316	1629	261
Sprinter 408 2.3, 58KW - Diesel	1057	250
Sprinter 408D	1031	249
Sprinter 408D	1037	249
Sprinter 410 2.9, 75KW - Diesel	1057	250
Sprinter 410 D	1031	249
Sprinter 410 D	1037	249
Sprinter 412 2.9, 90KW - Diesel	1057	250
Sprinter 412D	1031	249
Sprinter 412D	1037	249
Sprinter 414 2.3	1619	261
Sprinter 416 CDI	1629	261
Sprinter com motor Maxion HS	12682	285
Still Fork Lifts	1180	253
Trator MB1000	0367	226
Trator MB1300	0367	226
Tratores	0378	226
Tratores	0440	228
U100	0367	226
U1013	0367	226
U1200	0367	226
U1213	0367	226
U1300	0367	226
U1413	0367	226
U1500	0367	226
U1613	0367	226
U1700	0367	226
U52 421	0319	225
U52 60	0228	223
U5260	0319	225
U54	0034	217
U60 421	0319	225
U600	0228	223
U66	0034	217
U72	0034	217
U80	0034	217
U800	0367	226

Mercedes Benz	Nº ZEN	Pg.
U900	0367	226
Unimong S 404	1180	253
Unimong U650	1180	253
V 230 TD 2.3, 72KW - Diesel	1057	250
Vario 512 2.9, 90KW - Diesel	1057	250
Vario 612 2.9, 90KW - Diesel	1057	250
Vario 812 D	1031	249
Vario O 812 2.9, 90KW - Diesel	1057	250
Vito 108 D	1031	249
Vito 110 D	1031	249
Vito 2.0 113 - 114	1619	261
Vito Engine D/TD	1458	256

Mercury	Nº ZEN	Pg.
40 a 150 HP V6	1673	263
Bobcat L4 2.3L 140cid	0205	222
Cougar XR-7 V8 4.6 Gas.	1199	254
Cougar XR-7 V8 4.6 Gas.	1226	255
Lynx L4 2.0L 1989cc 122cid Diesel	0681	236
Lynx XR3 L4 1.9 gasolina	0455	229
Mariner 2.3L (140) L4	1585	259
Milan L4 2.3L 140cid	1764	267
Milan L4 2.5L 2488cc 152cid	1764	267
Sable V6 3.0	13268	282
Topaz L4 2.0L 1989cc 122cid Diesel	0681	236
Tracer 1.8	1193	254
V6/200HP Optimax	1672	263
Van Villager 6 cil. 3.0L 182cid	1019	248

Mercury Marine	Nº ZEN	Pg.
25 HP Engines	1453	256
30 - 60 HP 4 Stroke	1453	256
50 HP 4-Stroke	1454	256
9.9 - 15HP 4 Stroke 99	1453	256
Mercury Cruiser Marine	0977	247

MG Car	Nº ZEN	Pg.
1300	0170	278
1300	0171	278
MGB L4 1.8L 1798cc	0414	227
MGB L4 1.8L 1798cc 110cid	0414	227
Midget	0170	278
Midget	0171	278

Miller Electric Welder	Nº ZEN	Pg.
27 Séries 2.0L Teledyne Eng	0649	235
27 Séries Teledyne 2.0L, 2.7L	0649	235
All Models Deutz F1L210 Diesel	0638	234
Big 40 Cont. Eng	0649	235

Mitsubishi	Nº ZEN	Pg.
4D56	1024	249
4G63	0595	233
4G93	0595	233
ASX	1909	274
Canter	0887	243
Canter	0957	246
Canter	9597	280
Canter	12658	281

Mitsubishi	Nº ZEN	Pg.
Canter	12659	281
Canter	12660	281
Canter 2000	9791	280
Carisma 1.6 e 1.8	1839	271
Celeste 1.6 com motor 4G5	0144	221
Celeste com motor GP 25/30	0450	228
Colt 1.2 com motor 4G5	0144	221
Colt Galant 1.8, 2.0 com motor 4G5	0144	221
Colt VI	1909	274
E2500 Diesel XA	12812	281
E2500 Diesel XA	1046	249
E3000	1046	249
E3000	12812	281
Eclipse 2.0T	0595	233
Empilhadeira SG 25	1592	260
Especial/Special	0686	236
Especial/Special	1026	249
Expo	0595	233
Forklift	0352	226
Forklift FD35ABD	1924	275
Forklift FD35AD	1924	275
Forklift FD35AT	1924	275
Forklift FDC20D	1924	275
Forklift FDC25D	1924	275
Fuso	1853	271
Fuso	12657	281
Fuso Canter 20	12812	281
Fuso Canter 20, 30, 35, 4d31T	1046	249
Fuso Canter 30	12812	281
Fuso Canter 31	12812	281
Fuso Canter 32	12812	281
Fuso Canter 33	12812	281
Fuso Canter 35	12812	281
Fuso Canter 3600	12812	281
Fuso Canter 3600, 33, 4D30, 31, 32	1046	249
Fuso Canter 4D30	12812	281
Fuso Canter 4D31T	12812	281
Fuso Canter 4DRS	1046	249
Fuso Canter 4DRS	12812	281
Galant 1.6 com motor 4G5	0144	221
Galant com motor GP 25/30	0450	228
Galant 2.0, 2.4, 3.0	0595	233
Galant	1706	265
Katana	1607	260
L200 2.5 D 4WD	1024	249
L200	1047	250
L200	1563	259
L200 2.5 4WD	1567	259
L200 Diesel	1607	260
L200	1706	265
L200	12812	281
L200 Triton	1769	268
L300 2.5 D e TD 4X4	1024	249
L300	1567	259
Lancer	1706	265
Lancer	1909	274
Lancer Sportback	1909	274

Mitsubishi	Nº ZEN	Pg.
Lancer Galant 4G5	0144	221
Light Bus HA	12812	281
Light Bus HA	1046	249
Mirage	0595	233
Montero	0595	233
Montero 3.0 - 3.5	1706	265
Nativa	1563	259
Pajero	0595	233
Pajero 2.5 td	1024	249
Pajero 2.3TD e 2.5 TD	1047	250
Pajero	1563	259
Pajero 2.8	1563	259
Pajero 2.5 td	1567	259
Pajero 3.0 - 3.5 - 3.8	1706	265
Pajero Classic 2.5 TD	1607	260
Pajero II 2.5 TD - 2.5 TDI	1607	260
Pajero III 2.5 TDI	1607	260
Pajero Pinin 2.0 GDI	1607	260
Pajero Sport 2.5 TD	1607	260
Pajero TR4	1706	265
PT Cruiser GT 2.4	1706	265
RVR 4A92 4A92	1909	274
Sapporo com motor GP 25/30	0450	228
Sigma	0595	233
Space Gear 2.5 d	1024	249
Space Gear 2.5	1567	259
Starion com motor GP 25/30	0450	228
Trator	0144	221
Tredia com motor GP 25/30	0450	228
Tredia 2.0	0595	233
Wheel Loader S4E	1046	249
Wheel Loader S4E	12812	281

Morris	Nº ZEN	Pg.
1800	0412	227
2200	0412	227
Ital 1.7	0412	227
Marina	0170	278
Marina	0171	278
Marina 1.8	0412	227
Oxford	0170	278
Oxford	0171	278

Mosa	Nº ZEN	Pg.
Especial/Special	1065	250

Müeller	Nº ZEN	Pg.
1020OU/VU	0304	224
1630	0304	224
2030OU	0304	224
Compactador Cummins série C	1190	254
Especial/Special	1195	254
JD300	0304	224
JD310	0304	224
JD350	0304	224
JD400	0304	224
JD450	0304	224
MD1020	0304	224

Müeller	Nº ZEN	Pg.
MD1120	0304	224
MD1530	0304	224
MD1630	0304	224
MD1830	0304	224
MD2030	0304	224
MD2130	0304	224
MD3130	0304	224
MD820	0304	224
MD820VU	0304	224
MD830	0304	224
MD920	0304	224
MD925	0304	224
MD930	0304	224
MD935	0304	224
MD940	0304	224
MD942	0304	224
MD945	0304	224
MD950	0304	224
MD952	0304	224
MD955	0304	224
MD960	0304	224
MD965	0304	224
MD968	0304	224
MD969	0304	224
Trator RT 62H MWM 229.3	0105	220
Trator RT 82 MWM 229.3	0496	230
Trator RT 82H MWM 229.3	0105	220
Trator TR 62 MWM 229.3	0496	230
Trator VAP 55 MWM 229.3	0105	220

MWM	Nº ZEN	Pg.
D225	0366	226
D225-6	1364	256
D2253	0028	217
D2254	0028	217
D22546	0367	226
D2262	0366	226
D2263	0366	226
D22646	0367	226
D229-4	1364	256
D229-6	1364	256
D2293	0028	217
D2293	0085	219
D2294	0085	219
D2296	0085	219
D3254	0367	226
D3272	0366	226
D3273	0366	226
D32746	0367	226
Diter D302	0838	242
Diter D325	0838	242
Diter D889	0838	242
Diter D890	0838	242
Diter D900	0838	242
Diter D989	0838	242
Especial/Special	1111	278
Especial/Special 4 e 6 cil.	12684	285

MWM	Nº ZEN	Pg.
F250 Motor 6.07TCA	1022	249
Motor 4 cil	0772	239
Motor 06CL Sprint (GM Silverado)	0991	247
Motor 4.10T, 6.10T	1372	256
Motor 410T, 610T	0748	238
Motor D2256	0034	217
Motor D2256	0105	220
Motor D2293	0496	230
Motor D2294	0105	220
Motor D2296	0105	220
Motor D232	0133	220
Motor marítimo D232 V6/V8 1970 ED e V12 T/TD 1970 ED 12 e 24 OM232 V	0218	278
Motor marítimo TD232 V6/V8 1970 ED e V12 T/TD 1970 ED 12 e 24 OM232 V	0218	278
Motor TD2296	0105	220
Motor TD232	0133	220
Motores D e TD 232 6V, 8V, 12V	0122	284
TD2266	0367	226
TD229-6	1364	256

Navistar	Nº ZEN	Pg.
Caminhões Durastar com motor DT466	1809	269
Caminhões Durastar com motor MaxxForce	13118	282
Caminhões Paystar com motor Cummins ISX/Cat	1811	270
Caminhões Paystar com motor Cummins ISX/Cat	1810	270
Caminhões Paystar com motor MaxxForce	13118	282
Caminhões Prostar com motor Cummins ISX/Cat	1811	270
Caminhões Prostar com motor Cummins ISX/Cat.	1810	270
Caminhões Prostar com motor MaxxForce	13118	282
Caminhões Transtar com motor Cummins ISX/Cat	1811	270
Caminhões Transtar com motor Cummins ISX/Cat.	1810	270
Caminhões Transtar com motor MaxxForce	13118	282
Caminhões Workstar com motor DT466	1809	269
Especial/Special	0303	224
Ônibus 4700 Com Motor MWM 4.8L euro II y III	1679	263
Ônibus 4700 Com Motor MWM 4.8L euro II y III	1805	269

New Holland	Nº ZEN	Pg.
1000 2-77 Shibaura Diesel	0684	236
1426 Caterpillar Engines	0649	235
1426 Perkins Engines	0649	235
1495 Perkins Engines	0649	235
1500 2cyl Shibaura Diesel	0684	236
158	1616	261
1600 2-77 Shibaura Diesel	0684	236
1700 2-78 Shibaura Diesel	0684	236
175	1616	261
2000	1616	261
201	1616	261
2514 E 256 C.I	1616	261
256	1616	261
2600	1616	261
2610	1616	261
2810	1616	261
2910	1616	261
3000	1616	261
3230 BSD332	1616	261

New Holland	Nº ZEN	Pg.
3310 01.91	1616	261
3310X4 01.91	1616	261
3430	1616	261
3600	1616	261
3610	1616	261
3900	1616	261
3910	1616	261
3910 H	1616	261
3930 H	1616	261
4000	1616	261
401C.I	1616	261
4100	1616	261
4130 H 4.4	1616	261
444 01.91	1616	261
4600 motor diesel 4 cil	0024	217
4600	1616	261
4610 motor diesel 4 cil	0024	217
4610	1616	261
4630	1616	261
5000	1616	261
550	1616	261
555	1616	261
5600 motor diesel 4 cil	0024	217
5600	1616	261
5610 motor diesel 4 cil	0024	217
5610	1616	261
5640 Powerstar	1616	261
5700	1616	261
5900	1616	261
620 Combine	1616	261
622 Combine	1616	261
654 County	1616	261
655 A	1616	261
6600 motor diesel 4 cil	0024	217
6600	1616	261
6610 motor diesel 4 cil	0024	217
6610	1616	261
6700	1616	261
6710	1616	261
6810	1616	261
7000	1616	261
7410	1616	261
754 County	1616	261
7600	1616	261
7610 motor diesel 4 cil	0024	217
7610	1616	261
7630 (plat) NEF TC 78kW 4Cil	1700	264
764 County	1616	261
7700	1616	261
7710	1616	261
774 County	1616	261
7810	1616	261
7910	1616	261
8000	1616	261
8030 (plat) NEF TAA 90kW 4Cil	1700	264
8200	1616	261
8260 Powerstar 7.5	1616	261

New Holland	Nº ZEN	Pg.
8530	1616	261
8600	1616	261
8630	1616	261
8700	1616	261
8830	1616	261
9000	1616	261
910 Speed Power	1616	261
912 Speed Power	1616	261
944 County	1616	261
9600	1616	261
964 County	1616	261
9700	1616	261
974 County	1616	261
BSD442	1616	261
Colheitadeira FNH 8040 MBB-OM352	0105	220
Colheitadeira FNH 8040	1638	262
Colheitadeira FNH 8055 MBB-OM352A	0105	220
Colheitadeira FNH 8255	1638	262
Colheitadeira TC55	0315	224
Colheitadeira TC57	0315	224
Colheitadeira TC59	0315	224
Especial/Special	0150	221
Especial/Special	1195	254
Especial/Special	1196	254
Especial/Special	1624	261
FNH 8040 (MBB-OM352)	1364	256
FNH 8055 (MBB-OM352A).	1364	256
HTA7	1190	254
HTA8	1190	254
L555 Perkins 4-108 Diesel	0650	235
L783 Perkins 4-203 Diesel	0649	235
L785 Perkins 4-203 Diesel	0649	235
Línea TL Exitus: TL65 / 75 / 85 / 95E MWM	1596	260
M Série 7,5	1616	261
Motoniveladora 140	1679	263
Motoniveladora 140	1805	269
Motoniveladora 170 e 200	1810	270
Motoniveladora 170 e 200	1811	270
Motoniveladora 170 e 200	13118	282
Motoniveladora 865, 865.2, 885 e 885.2	1810	270
NH 95 M8Y	1616	261
P357 e 358	1616	261
Pá Carregadeira 12C	1679	263
Pá Carregadeira 12C	1805	269
Séries 10,L/Cab	1616	261
Super Major Diesel	0041	217
TC7	1190	254
TC8	1190	254
TCP7	1190	254
TCP8	1190	254
TM135E	1719	265
TM150E	1719	265
TM165	1719	265
TM180	1719	265
Trator	0150	221
Trator	0351	226
Trator	0539	231

New Holland	Nº ZEN	Pg.
Trator	0669	235
Trator	0670	236
Trator	1038	249
Trator	1624	261
Trator	1678	263
Trator 660	1837	271
Trator 8830	0648	235
Trator de Esteira 7D	1679	263
Trator de Esteira 7D	1805	269
Trator DT8630	0648	235
Trator FNH 8430	0648	235
Trator Gamalta	0315	224
Trator TL 75E	1157	252
Tratores	1957	277
TS100	1719	265
TS110	1719	265
TS6000 Standard (cab) NEF TC 66kW 4Cil	1700	264
TS6020 (cab) NEF TAA 82kW 4Cil	1700	264
TS6030 (cab) NEF TAA 90kW 4Cil	1700	264
TS6040 (cab) NEF TAA 97kW 4Cil	1700	264

Nissan	Nº ZEN	Pg.
100NX 2.0GTI	0711	237
1200	0141	221
120Y	0141	221
1300	0141	221
140Y	0141	221
160Y	0141	221
200 SX	1020	248
200SX L4 1.6L 1597cc 97cid	0519	230
200SX L4	0791	240
240SX L4 2.4L 2389cc	0679	236
260	0144	221
27 NHR	1862	272
280	0144	221
310	0791	240
310 L4 1.4L 1393cc 85cid	0853	243
310 L4 1.5L 1488cc	0853	243
3300, 3500	9791	280
A12, A15	0853	243
Almera 2.0 Gti	0711	237
Almera 1.5 16V - 1.8 16V	1708	265
Almera 2.2 TD	1904	274
Almera II Tino 2.2 dCi	1904	274
Almera e Sunny	1018	248
Altima V6 3.5L	1876	273
Altima L4 2.4L 2389cc	1021	249
Altima L4 2.4L 2389cc	1764	267
Armada 2.4WD	1727	266
Armada V8 5.6L 5552cc FLEX	1764	267
Axxess L4 2.4L 2389cc	0679	236
Bluebird	0141	221
Bluebird 1.6, 1.8, 1.8 Turbo	0499	230
Bluebird 1.8	1839	271
Caball	0144	221
Cabstar 3.3 Diesel	0901	244
Cabstar 2.3 Diesel F22	1862	272

Nissan	Nº ZEN	Pg.
Cabstar 2.5 Diesel F22	1862	272
Cabstar	1865	272
Cabstar	1906	274
Cabstar 2500	1947	276
CD 17	0790	240
CD 20	0790	240
CD17	9527	280
CD20	9527	280
Cedric	0141	221
Cherry	0141	221
Cherry 1.0, 1.3, 1.5	0517	230
Cherry	0519	230
Cherry Automáticos	0554	231
Cherry	0790	240
Cube 1.8	1762	267
D21	1947	276
E16	0793	240
E16	9525	280
E60	0144	221
Ebro	1174	253
Empilhadeira	0758	238
Especial/Special	0352	226
Especial/Special	0376	226
Especial/Special	0831	242
Especial/Special	0917	245
Especial/Special	0957	246
Especial/Special	1070	250
Especial/Special	12658	281
Especial/Special	12659	281
F10 L4 1.4L 1393cc 85cid	0853	243
Fork Lifts	0644	235
Fork Lifts	0853	243
Fork Lifts	1046	249
Fork Lifts	12812	281
Forklift	0758	238
Forklift	0790	240
Forklift Diesel	0901	244
Forklift	9426	279
Frontier MWM	1168	253
Frontier V6 3.3L 3275cc	1764	267
Frontier Turbo Diesel	1780	268
Frontier 4x4	0737	237
Frontier L4 2.4L 2389cc	0712	237
Frontier L4 2.4L 2389cc 146cid	0712	237
Frontier NP 300	1918	275
GA 15	0595	233
GA 16	0595	233
GA13, GA15, G16	0519	230
Interstar 90 DCI - 100 DCI - 120 DCI	1607	260
KA24E	0679	236
King Van 2.5 Diesel E24	1862	272
King Van 2.3 Diesel E24	1862	272
Kubistar 1.5	1774	268
Laurel	0141	221
Laurel 2.0	0499	230
Lift Trucks H30 Vários Modelos	1592	260
Lift Trucks AEH Z24	1592	260

Nissan	Nº ZEN	Pg.
Lift Trucks AH A15	1592	260
Lift Trucks AH A15 Engine	9495	279
Lift Trucks AH H20	1592	260
Lift Trucks APH A15	1592	260
Lift Trucks APH A15 Engine	9495	279
Lift Trucks APH H20 Engine	9495	279
Lift Trucks ASH A15	1592	260
Lift Trucks Ash A15 Engine	9495	279
Lift Trucks CEGH Z24	1592	260
Lift Trucks CEH Z24	1592	260
Lift Trucks CPH A15	1592	260
Lift Trucks CPH H20	1592	260
Lift Trucks CPH Z24	1592	260
Lift Trucks CRGH H20	1592	260
Lift Trucks CRGH Z24	1592	260
Lift Trucks EGH H20	1592	260
Lift Trucks EH A15	1592	260
Lift Trucks EH H20	1592	260
Lift Trucks H01 A15 Gas.	1592	260
Lift Trucks H01 H20 Gas.	1592	260
Lift Trucks H02 H20 Gas.	1592	260
Lift Trucks H02 Z24 LPG	1592	260
Lift Trucks KAH A15	1592	260
Lift Trucks KAH H20	1592	260
Lift Trucks KAP H20	1592	260
Lift Trucks KAP H25	1592	260
Lift Trucks KCEH H20	1592	260
Lift Trucks KCEH H25	1592	260
Lift Trucks KCH02 H20 Gas.	1592	260
Lift Trucks KCH02 H25 Gas.	1592	260
Lift Trucks KCPH A15	1592	260
Lift Trucks KCPH H20	1592	260
Lift Trucks KCUGH H20	1592	260
Lift Trucks KCUGH H25	1592	260
Lift Trucks KEGH H20	1592	260
Lift Trucks KEGH H25	1592	260
Lift Trucks KEH H20	1592	260
Lift Trucks KEH H25	1592	260
Lift Trucks KH01 A15 Gas.	1592	260
Lift Trucks KH01 H20 Gas.	1592	260
Lift Trucks KH02 H20 Gas.	1592	260
Lift Trucks KH02 H25 Gas.	1592	260
Lift Trucks KPH A15	1592	260
Lift Trucks KPH H20	1592	260
Lift Trucks KUGH H20	1592	260
Lift Trucks KUGH H25	1592	260
Lift Trucks PH01 A15	1592	260
Lift Trucks PH02 A15	1592	260
Lift Trucks RGH02 A15	1592	260
Lift Trucks UF03 H30	1592	260
Lift Trucks UGF03 H30	1592	260
Lift Trucks YF03 H30	1592	260
Lift Trucks YGF03 H30	1592	260
Lift Trucks Z24 Vários Modelos	1592	260
Lifts Trucks Ash H20 Engine	9495	279
Lifts Trucks Cef H20 Engine	9495	279
Livina	1762	267

Nissan	Nº ZEN	Pg.
March 1.0 16V	0965	247
March 1.6	1761	267
March 1.0	1909	274
Maxima V6 3.5L	1876	273
Maxima II 2.0 - 3.0 V6 24V	1017	248
Maxima III QX 2.0 - 3.0	1017	248
Micra	0517	230
Micra Automáticos	0554	231
Micra	1011	248
Micra	1708	265
Navara 2.5 Diesel	1862	272
Navara 2.5 dCi	1906	274
NFG101D11	0349	226
Nissan 23300-20H00, 23300-20H12	9495	279
Nissan 23300-20H00, 23300-20H12 Nissan Ag	9495	279
Nissan Lift Truck	9495	279
Nissan Trucks	1174	253
Nissan V16	12786	286
Note 1.5	1774	268
NX 4 cil. 2.0L 1998cc	0828	242
NX 1600	0793	240
NX 1600	1207	254
NX 1600	9525	280
NX 2000	0793	240
NX 2000	1207	254
NX 2000	9525	280
Pathfinder 3.0 V6 gasolina	0687	236
Pathfinder V6 3.3L 3275cc	0712	237
Pathfinder 2.5dCI	1906	274
Patrol	0580	232
Patrol 3.3 D	0790	240
Pick Up	0634	234
Pick Up	0673	236
Pick Up D21 2400	0712	237
Pick Up L4 2.4L 2389cc	0712	237
Prairie	0517	230
Prairie 2.0	1839	271
Prairiep 1.8	0499	230
Primastar	1838	271
Primastar 150 DCI	1607	260
Primera 2.0	0711	237
Primera 1.6	0863	243
Primera 2.0	1702	264
Primera 1.6 16V - 1.8 16V	1708	265
Primera 2.2 Di	1904	274
Primera Berlina 2.0 P10	1062	250
Pulsar	0517	230
Pulsar	0519	230
Pulsar 1.6	0793	240
Pulsar 1.6	1207	254
Pulsar 1.6	9525	280
Qashqai 1.5	1774	268
Qashqai	1838	271
Quest V6 3.5L	1876	273
Sentra	0517	230
Sentra L4 1.6L 1597cc 97cid	0519	230
Sentra	0673	236

Nissan	Nº ZEN	Pg.
Sentra	0701	236
Sentra 1.6	0793	240
Sentra 4 cil. 2.0L 1998cc	0828	242
Sentra	1020	248
Sentra 1.6	1207	254
Sentra	1467	256
Sentra 1.8	1727	266
Sentra 2.0	1762	267
Sentra 1.6	9525	280
Sentra II	12786	286
Skyline	0141	221
Skyline Australian	0475	229
Stanza 1.6, 1.8	0499	230
Stanza	0790	240
Stanza	0791	240
Stanza L4 2.4L 2389cc	0679	236
Sunny 1.3, 1.5, 1.6	0517	230
Sunny	0519	230
Sunny Automáticos	0554	231
Sunny	0701	236
Sunny 2.0	0711	237
Sunny 1.7 D	0790	240
TD 27	1862	272
Terrano	0687	236
Terrano	0737	237
Terrano 2.4WD	1727	266
Terrano 2.70 TDi 4WD	1862	272
Terrano 2.7 Diesel	1862	272
Terrano II 2.4L	0712	237
Tiida 1.8	1762	267
Tiida 1.5	1774	268
Tino 1.5 16V - 1.8 16V	1708	265
Titan 5.6	0596	233
Titan V8 5.6L 5552cc FLEX	1764	267
Trade 2.0L Diesel	1173	253
Tsuru	0517	230
Tsuru	0554	231
Tsuru	0701	236
Tsuru	1467	256
Tsuru	1532	258
Urban 2.3 D	1862	272
Urban 2.5 D	1862	272
Urvan	0499	230
Van	1174	253
Van Quest 6 cil. 3.0L 2960cc 181cid	1019	248
Vanette	0673	236
Vanette 2.0L Diesel	1173	253
Vanette D	0790	240
Versa	1761	267
Violet	0141	221
XTerra V6 3.3L 3275cc	1764	267
XTerra L4 2.4L 2389cc	0712	237
Xtrail 2.0	1702	264
XTrail 2.5	1702	264
Xtrail 2.0	1762	267
Xtrail 2.0 DCI	1838	271
Xtrail 2.2 Di - dCi - 4x4	1904	274

Nissan	Nº ZEN	Pg.
YGF	1865	272
Z20	0499	230
Z22	0499	230
ZX 300	0144	221

Oldsmobile	Nº ZEN	Pg.
98 V6 3.8L 3800cc 231cid	0433	228
Alero 3.4L (207) V6	10003	277
Alero 3.4L (207) V6	12720	285
Aurora V8 4.0L 244cid	0774	239
Calais V6 3.0L 181cid VIN L	0433	228
Cutlass Ciera V6 3.8L 3800cc 231cid	0433	228
Delta 88 V6 3.0L 181cid	0433	228
Silhouette 3.4L (207) V6	10003	277
Silhouette 3.4L (207) V6	12720	285

OMC	Nº ZEN	Pg.
V4	1673	263
V6	1673	263
V8	1673	263

Onan	Nº ZEN	Pg.
Engine Medium Duty 2L600 Kubota 2L600	0353	226
Motor B43E	0943	246
Motor B43G	0943	246
Motor B48G	0943	246
Motores	0427	227

Opel	Nº ZEN	Pg.
Admiral 2.8	0108	220
Agile	1752	267
Ascona	0013	217
Ascona 2.0 D	0320	225
Ascona 1.2	0325	225
Ascona Diesel	0482	229
Ascona A	0068	219
Ascona B, C	0108	220
Ascona C 1.6 D	0420	227
Ascona C20	0482	229
Astra 1.7 D	0474	229
Astra 1.6	0752	238
Astra	1109	252
Astra 1.2 16V	1619	261
Astra 1.4 16V	1619	261
Astra 1.6 16V	1619	261
Astra 1.6i	1619	261
Astra F 1.7 td	1556	259
Astra G 2.2 16V	0756	238
Astra G 2.0 DI - DTI - 16V - 2.2 DTI	1109	252
Astra G 1.7L TD	1557	259
Astra G 2.2 16V	10003	277
Astra H GTC 1.3 CDTI	1752	267
Blitz	0013	217
Blitz 1.9	0015	217
Blitz 1.9	0068	219
Blitz CF	0108	220
Campo 3.1 Diesel Turbo	1861	272
Combo 1.6	1899	274

Opel	Nº ZEN	Pg.
Comodore B	0108	220
Corsa 1.0, 1.2, 1.3	0108	220
Corsa 1.6	0752	238
Corsa	1556	259
Corsa 1.0 12V	1619	261
Corsa 1.2 16V	1619	261
Corsa 1.4 16V	1619	261
Corsa 1.6i	1619	261
Corsa 1.8 16V	1619	261
Corsa D	1752	267
D 1.0, 1.2	0325	225
Diplomat B	0108	220
Especial/Special	1056	250
Frontera 2.5	1033	249
Frontera	1109	252
Frontera A 2.8 Diesel Turbo	1861	272
Frontera B 2.0 - 2.2 DTI	1109	252
K 180	0161	221
Kadett	0243	223
Kadett 1.0, 1.2	0325	225
Kadett Diesel	0482	229
Kadett B, C	0013	217
Kadett C, D	0108	220
Kadett D 1.6 D	0420	227
kadett D/E 1.7 D	0474	229
Kapitan P	0015	217
Manta	0013	217
Manta A	0068	219
Manta A, B12	0325	225
Manta B	0108	220
Meriva	1619	261
Meriva	1752	267
Monterey A 3.1 Diesel Turbo	1861	272
Monza	0108	220
Motor 1.3 JTD 16V	1641	262
Movano 2.2 DTI - 2.5 DTI	1607	260
Movano	1692	264
Movano 2.3 CDTI	1838	271
Omega 1.8, 2.0	0482	229
Omega 2.3 D, 2.3 TD	0573	232
Omega 2.5 TD, 2.5 XTD	1033	249
Omega 2.3 TD	1477	257
Omega 2.5 TD	1630	261
Omega B 2.0 - 2.2 DTI - DTH	1109	252
Rekord	0108	220
Rekord 2.0 D	0320	225
Rekord 2.1 D	0320	225
Rekord 2.3 D	0320	225
Rekord 2.3 D, 2.3 TD	0573	232
Rekord B, C	0013	217
Rekord D	0068	219
Rekord PII	0015	217
Saad 9.3	1109	252
Senator	0108	220
Senator 2.3 TD	0573	232
Signum 2.0 Turbo - 2.2	0756	238
Signum 2.0 - 2.2 DTI	1109	252

Opel	Nº ZEN	Pg.
Signum 2.2	10003	277
Sintra 2.2 DTI	1109	252
Speedster 2.2	0756	238
Speedster 2.2	10003	277
Tigra	1619	261
Tigra 1.3 CDTI	1752	267
Vauxhall	1109	252
Vectra	0474	229
Vectra 1.6	0752	238
Vectra 2.2 16V	0756	238
Vectra	1109	252
Vectra 2.0 - 2.2 DI - DTI - DTH 16V - DTL 16V	1109	252
Vectra 1.4 16V	1619	261
Vectra 1.6 16V	1619	261
Vectra A 1.7L T DSL	1556	259
Vectra B 1.7L T DSL	1556	259
Vectra B 2.2 16V	10003	277
Vectra C 2.2 16V - 2.2 16V GTS	0756	238
Vectra C 2.2 16V	10003	277
Vectra CD	0770	239
Vivaro 2.5 DTI	1607	260
Vivaro 2.0 CDTI	1838	271
Zafira 2.0 - 2.2 DI - DTI	1109	252
Zafira 2.2 16V	10003	277
Zafira A 2.2 16V	0756	238
Zafira A 2.2 16V	0756	238

Palmieri	Nº ZEN	Pg.
1500 GN 80	0308	224
1500 GN 95	0308	224
1800 GN 110	0308	224
1800 GN 90	0308	224
PDA 625-750-1250	0638	234

Pegaso	Nº ZEN	Pg.
1228T	0087	278
1231	0087	278
1236	0087	278
1331	0087	278
1431	0087	278
2331	0087	278
2431K	0087	278
3560	0087	278
5023	0087	278
5024	0087	278
5036	0087	278
6038	0087	278
6420	0087	278
6424	0087	278
Camion	0378	226

Perkins	Nº ZEN	Pg.
1103 D	1700	264
1104 D	1700	264
1106 C	1700	264
248 Trator CBT 8240	0024	217
3152	1602	260
4 E 6 CIL Tipo AN 115	0439	228

Perkins	Nº ZEN	Pg.
4-236 4 cil Diesel	0649	235
4203	1602	260
4236	1602	260
4236 A Trator MF 275, 275/4	0024	217
6.354/4 Trator CBT 8260 4x4	0028	217
6305	1602	260
6354	1602	260
A3.152 Trator MF 235	0043	217
A6.358 Trator Ideal 9110	0024	217
Especial/Special Maxion HSD	0916	245
Estacionários	0067	218
Estacionários	0096	219
Estacionários	0121	284
Estacionários	0150	221
Estacionários	0155	221
Estacionários	0186	222
Estacionários	0302	224
Estacionários, Industrias	1195	254
Estacionários, Industrias	1196	254
GM, Ford, Dodge, CBT, Case Motor 4 e 6 cil	0024	217
Industriais	0067	218
Industriais	0096	219
Industriais	0121	284
Industriais	0150	221
Industriais	0155	221
Industriais	0186	222
Industriais	0302	224
Maxion	0826	242
Maxion	0978	247
Maxion S4T GM - D20	0118	220
Maxion - HSD (Maxion High Speed)	0861	243
Maxion 1006.6T Trator Ideal 9075	0118	220
Maxion 1006.6T Trator Ideal 9090	0118	220
Maxion S4T GM - D6000	0118	220
Motor Motor 4 e 6 cil	0043	217
Motor 4 e 6 cil	0060	218
Motor 4 e 6 cil	1359	256
Motor Industrial	0084	219
Motor Industrial 4203	0118	220
Motor Industrial 4236	0118	220
Motor Industrial 63544	0118	220
Motor Industrial 6358	0118	220
Motor Industrial 3152	0118	220
Motor Industrial 3152, 4203, 4236	0024	217
Motor Industrial 4203	0118	220
Motor Industrial 4236	0118	220
Motor Industrial 6354.4, 6358	0024	217
Motor Industrial 6358	0118	220
Motores 4203 / 3152 / 4236 / 6354	12682	285
Motores Marine C6.6	1948	276
Perkins	0067	218
Perkins 248 Trator CBT 8240	0118	220
Perkins 4236 A	0118	220
Perkins 6.354/4 Trator CBT 8260 4x4	0118	220
Perkins A6.358	0118	220
Trator 283, 290/4	0024	217
Trator 290, 290/4	0024	217

Perkins	Nº ZEN	Pg.
Trator 292, 292 turbo	0024	217
Trator 296	0118	220
Trator 400	0118	220
Trator 9130, 9150, 9170	0024	217
Trator Ideal 9110	0118	220
Trator Ideal 9130	0118	220
Trator Ideal 9150	0118	220
Trator Ideal 9170	0118	220
Trator MF 290/4	0118	220
Trator MF 292	0118	220
Trator MF 235 -265 A3.152	0668	235
Trator MF 265	0043	217
Trator MF 265 AD4.203	0668	235
Trator MF 275	0118	220
Trator MF 275/4	0118	220
Trator MF 283	0024	217
Trator MF 283	0118	220
Trator MF 290	0118	220
Trator MF 292 turbo	0118	220
Trator MF 296/4	0118	220
Trator MF 296/4, 296, 400	0024	217
Tratores	0067	218
Tratores	0096	219
Tratores	0121	284
Tratores	0150	221
Tratores	0155	221
Tratores	0186	222
Tratores	0302	224
Tratores	1195	254
Tratores	1196	254
Tratores, Industriais, Estacionários.	0661	235
Tratores, Industriais, Estacionários.	0668	235
V8 540	0286	223
Various Models Diesel	0649	235

Peterbilt	Nº ZEN	Pg.
Denso 428000-4420, 428000-5190	1811	270
Motor Cat C10/C12, Cummins ISM, CatC9/C11/C13/C15 Acert e Cummins ISX 386, 388, com motor Cummins ISX	1811	270
Prestolite MS2-500,MS2-501, MS2-502, MS2-503, MS2-504, MS2-510, MS2-511, MS2-514	1811	270
Substitui Mitsubishi KW0779, M970979, M009T70979, PC0779, PC0979, PC1379, PC1479	1811	270

Peugeot	Nº ZEN	Pg.
1007 1.6 HDI	1758	267
1007 1.4 - 1.6 HDi	1902	274
104	0108	220
106 1.0	0787	240
106	0836	242
106	0965	247
106	0976	247
106	1152	252
106D	1074	251
107 1.0	1545	258
107 1.4 - 1.6 HDi	1902	274
107	1925	275
107, 1007, 206, 207, 307 e 308 1.4 e 1.6 HDi	1812	270

Peugeot	Nº ZEN	Pg.
2008 Motor EC5 1.6	1755	267
205	0482	229
205	0570	232
205 Diesel	0646	235
205	0775	239
205	0787	240
205	0800	240
205	0846	242
205 XU7 4 cil 1.6	0915	244
205 XUD9 4 cil 1.9 Diesel	0915	244
205 1.6	0926	245
205	0976	247
205	1152	252
205GTI	0775	239
206	0787	240
206	0836	242
206 1.0 16V / 1.4 / 1.6 / 1.6 16V	0965	247
206	0976	247
206 1.9 D	1576	259
206 2.0 HDi	1576	259
206	1752	267
206 Motor TU3 1.4	1755	267
206 1.6 HDi	1758	267
206	1822	270
206 1.4 - 1.6 HDi	1902	274
207	0965	247
207 Motor TU5 1.6	1755	267
207 1.6 HDi	1758	267
207	1822	270
207 1.4 - 1.6 HDi	1902	274
208 Motor TU4 1.5	1755	267
208	1822	270
3008, 407 e 5008 1.6 HDi	1812	270
304	0442	228
304	1822	270
305	0442	228
305	0482	229
305	0775	239
305 1.9D	0800	240
305 Diesel	0857	243
305 1.6	0926	245
305	1963	277
305 XL	1963	277
306 1.8i, 1.8i 16V	0745	238
306 1.6 / 1.8 / 2.0 / 2.0 16V	0787	240
306 1.9D	0800	240
306	0846	242
306 XU7 4 cil 1.6	0915	244
306 XUD9 4 cil 1.9 Diesel	0915	244
306	0926	245
306 1.9 Diesel	0935	245
306	0976	247
306 1.8/2.0	1031	249
306 1.8/2.0	1037	249
307	0775	239
307 2.0 HDi	1576	259
307 Motor TU5 1.6	1755	267

Peugeot	Nº ZEN	Pg.
307 1.6 HDi	1758	267
307 1.4 - 1.6 HDi	1902	274
307 XND, XRD, XRDT	0706	237
308 Motor EC5 1.6	1755	267
308 1.6 HDi	1758	267
309	0482	229
309 1.9D	0800	240
309	1152	252
309	1187	253
403 Diesel	0217	222
404	0158	221
404 Diesel	0217	222
404 Diesel	0361	226
404	0397	227
404	0463	229
404	0961	247
404 Motores Indenor 6305, 6354	12675	285
404/8	0463	229
404D	0406	227
405	0287	223
405	0482	229
405 1.8i	0745	238
405	0775	239
405 1.6 / 1.8 / 1.9 / 2.0	0787	240
405 Diesel	0800	240
405	0846	242
405 XU7 4 cil 1.6	0915	244
405 XUD9 4 cil 1.9 Diesel	0915	244
405 1.4 - 1.6 - 1.9i	0926	245
405 Diesel	0936	245
405	0961	247
405 1.6	0976	247
405 Diesel	1023	249
405 1.6 GL, 1.8i, 1.9 GR,SRI, 2.0i	1031	249
405 1.6 GL, 1.8i, 1.9 GR,SRI, 2.0i	1037	249
405	1152	252
405	1187	253
405 FRI	0915	244
405D 1.9 Diesel	0706	237
405D	0806	241
406 1.6 / 1.8 / 2.0 16V	0787	240
406	0846	242
406 1.6/1.8 16V/2.0 16V/2.0 Turbo	1031	249
406	1643	262
407 1.6 HDi	1758	267
407	1822	270
407 1.4 - 1.6 HDi	1902	274
504 1.6, 1.8, 2.0 (V6)	0108	220
504	0158	221
504 Diesel	0215	222
504 Diesel	0217	222
504	0287	223
504 Diesel	0460	229
504 Diesel	0461	229
504	0463	229
504 XD2 Diesel	0771	239
504 XT2 Diesel	0868	243

Peugeot	Nº ZEN	Pg.
504 Diesel	0936	245
504 2.1, 2.3 diesel	0961	247
504	0983	247
504	1187	253
504	12682	285
504 e 505 Motor 2000	0741	238
504 D	0216	222
504 D	0530	231
504D	0365	226
504D	0406	227
505 1.8, 2.0	0108	220
505	0158	221
505 Diesel	0215	222
505	0287	223
505	0404	227
505	0482	229
505 XT2 Diesel	0868	243
505 Diesel	0936	245
505 1.6, 1.8, 2.0, 2.3, 2.5 Diesel	0961	247
505 diesel XD2	0983	247
505	1187	253
505	12682	285
505 D	0216	222
505 D TD	0530	231
505 INJ	0404	227
505D Turbo	0365	226
505D turbo Turbo	0406	227
604 V6	0108	220
604 Diesel	0936	245
604	0961	247
604 TD	0216	222
604D Turbo	0365	226
604D turbo Turbo	0406	227
605	0775	239
605 2.0	1031	249
605 2.0	1037	249
605	1643	262
605 2.5 TD	1903	274
605 D TD	0530	231
605TD	1072	251
607	1643	262
806 2.0	1031	249
806 2.0 turbo	1031	249
806 2.0, 2.0 turbo	1037	249
807	1643	262
Bipper 1.4 HDi	1902	274
Boxer	0573	232
Boxer XUD9 4 cil 1.9 Diesel	0915	244
Boxer	0935	245
Boxer	0976	247
Boxer 2.8 HDi	1022	249
Boxer	1025	249
Boxer 2.0	1031	249
Boxer 2.0	1037	249
Boxer 2.5 - TD	1072	251
Boxer	1642	262
Boxer 2.2 HDi	1642	262

Peugeot	Nº ZEN	Pg.
Boxer 2.5 TDi	1643	262
Boxer 2.8 HDi	1650	262
Boxer	1790	269
Boxer	1874	272
Boxer 2.5 TD TDi e 4x4	1903	274
Boxer 2.8 HdI 4x4	1840	271
Especial/Special	0189	222
Especial/Special	0297	224
Especial/Special	0462	229
Especial/Special	0574	232
Especial/Special	0647	235
Especial/Special	1056	250
Especial/Special	1509	257
Especial/Special Com Motor Indenor	12675	285
Estafette	0404	227
Expert 1.8	1031	249
Expert 1.8	1037	249
Expert 1.6 HDi	1758	267
Expert 1.6 HDi	1902	274
Hoggar Motor TU3 1.4	1755	267
J5	0108	220
J5	1187	253
J7	0463	229
J7	1187	253
J7 D	0216	222
J9	0961	247
J9 D	0216	222
J9 D	0530	231
Karsan J9D	1161	252
Partner XU7 4 cil 1.6	0915	244
Partner 1.9 Diesel	0935	245
Partner	1023	249
Partner 1.8	1031	249
Partner 1.8	1037	249
Partner 1.9 D	1576	259
Partner 2.0 HDi	1576	259
Partner	1752	267
Partner Motor TU5 1.6	1755	267
Partner 1.6 HDi	1758	267
Partner 1.6 HDi	1812	270
Partner Furgonato 1.1, 1.4	0976	247
Partner Teepe 1.6 HDi	1758	267
Partner Van, Limousine	0976	247
Peugeot com motor indenor XD4. 88	0160	221
Pick Up 504 com motor Indenor XD-2S	0215	222
Pick Up 504 com motor Indenor XD-6.90	0215	222
Pick Up 504 com motor Indenor XD-4.90	0215	222
Pick Up 504 Diesel 1.3 Ton	0459	229
Rallye	0775	239
Ranch 1.9 D	1576	259
Ranch 2.0 HDi	1576	259
Ranch	1752	267
Ranch 1.6 HDi	1812	270
Ranch 1.6 HDi	1902	274
Vários modelos com Motor Indenor	12682	285

Pioneira	Nº ZEN	Pg.
Pioneira Sisu 420DS 4 Cil	1698	264
Plymouth	Nº ZEN	Pg.
Barracuda V8 5.2L 318cid	0495	230
Barracuda V8 5.2L 5212cc 318cid	0495	230
Barracuda V8 5.6L 340cid	0495	230
Barracuda V8 5.6L 5572cc 340cid	0495	230
Barracuda V8 5.9L 5899cc 360cid	0495	230
Barracuda V8 5.9L 5900cc 360cid	0495	230
Barracuda V8 5.9L 5917cc 361cid	0495	230
Belvedere L6 3.7L 225cid	0495	230
Belvedere L6 3.7L 3687cc 225cid	0495	230
Belvedere V8 4.5L 4473cc 273cid	0495	230
Belvedere V8 5.2L 318cid	0495	230
Belvedere V8 5.2L 5212cc 318cid	0495	230
Belvedere V8 7.0L 6981cc 426cid	0495	230
Belvedere II L6 3.7L 3687cc 225cid	0495	230
Belvedere II V8 4.5L 273cid	0495	230
Belvedere II V8 5.2L 318cid	0495	230
Belvedere II V8 5.9L 361cid	0495	230
Belvedere II V8 7.0L 426cid	0495	230
Caravelle L6 3.7L 3687cc 225cid	0495	230
Caravelle V8 5.2L 318cid	0495	230
Caravelle 4 Cil 2.6L 2555cc 156cid	9307	279
Cuda V8 5.2L 318cid	0495	230
Cuda V8 5.2L 5212cc 318cid	0495	230
Cuda V8 5.6L 340cid	0495	230
Cuda V8 5.6L 5572cc 340cid	0495	230
Duster L6 3.7L 225cid	0495	230
Duster L6 3.7L 3687cc 225cid	0495	230
Duster V8 5.2L 318cid	0495	230
Duster V8 5.2L 5212cc 318cid	0495	230
Duster V8 5.9L 360cid	0495	230
Duster V8 5.9L 5899cc 360cid	0495	230
Duster V8 5.9L 5900cc 360cid	0495	230
Fleet Special L6 3.7L 3687cc 225cid	0495	230
Fleet Special V8 5.9L 5917cc 361cid	0495	230
Fury L6 3.7L 225cid	0495	230
Fury L6 3.7L 3687cc 225cid	0495	230
Fury V8 4.5L 273cid	0495	230
Fury V8 4.5L 4473cc 273cid	0495	230
Fury V8 5.2L 318cid	0495	230
Fury V8 5.2L 5212cc 318cid	0495	230
Fury V8 5.9L 361cid	0495	230
Fury V8 5.9L 5917cc 361cid	0495	230
Fury I L6 3.7L 225cid	0495	230
Fury I L6 3.7L 3687cc 225cid	0495	230
Fury I V8 5.2L 318cid	0495	230
Fury I V8 5.2L 5212cc 318cid	0495	230
Fury II L6 3.7L 225cid	0495	230
Fury II L6 3.7L 3687cc 225cid	0495	230
Fury II V8 4.5L 273cid	0495	230
Fury II V8 5.2L 318cid	0495	230
Fury II V8 5.2L 5212cc 318cid	0495	230
Fury III L6 3.7L 225cid	0495	230
Fury III L6 3.7L 3687cc 225cid	0495	230
Fury III V8 4.5L 273cid	0495	230

Plymouth	Nº ZEN	Pg.
Fury III V8 5.2L 318cid	0495	230
Fury III V8 5.2L 5212cc 318cid	0495	230
Gran Fury L6 3.7L 3687cc 225cid	0495	230
Gran Fury V8 5.2L 318cid	0495	230
Gran Fury V8 5.2L 5211cc 318cid	0495	230
Gran Fury V8 5.2L 5212cc 318cid	0495	230
GTX V8 4.5L 4473cc 273cid	0495	230
GTX V8 5.2L 318cid	0495	230
GTX V8 5.2L 5212cc 318cid	0495	230
GTX V8 7.0L 6981cc 426cid	0495	230
PB100 L6 3.7L 3687cc 225cid VIN N	0495	230
PB100 V8 5.2L 5211cc 318cid VIN E	0495	230
PB150 L6 3.7L 3687cc 225cid VIN E	0495	230
PB150 L6 3.7L 3687cc 225cid VIN H	0495	230
PB150 V8 5.2L 5211cc 318cid VIN R	0495	230
PB150 V8 5.2L 5211cc 318cid VIN T	0495	230
PB200 L6 3.7L 3687cc 225cid VIN N	0495	230
PB200 V8 5.2L 5211cc 318cid VIN E	0495	230
PB200 V8 5.2L 5211cc 318cid VIN P	0495	230
PB200 V8 5.9L 360cid VIN T	0495	230
PB250 L6 3.7L 3687cc 225cid VIN E	0495	230
PB250 L6 3.7L 3687cc 225cid VIN H	0495	230
PB250 V8 5.2L 5211cc 318cid VIN P	0495	230
PB250 V8 5.2L 5211cc 318cid VIN R	0495	230
PB250 V8 5.2L 5211cc 318cid VIN T	0495	230
PB250 V8 5.2L 5211cc 318cid VIN U	0495	230
PB250 V8 5.9L 360cid VIN T	0495	230
PB300 V8 5.2L 5211cc 318cid VIN E	0495	230
PB300 V8 5.9L 360cid VIN T	0495	230
PB350 V8 5.2L 5211cc 318cid VIN P	0495	230
PB350 V8 5.2L 5211cc 318cid VIN R	0495	230
PB350 V8 5.2L 5211cc 318cid VIN T	0495	230
PB350 V8 5.2L 5211cc 318cid VIN U	0495	230
PB350 V8 5.9L 360cid VIN 1	0495	230
PB350 V8 5.9L 360cid VIN T	0495	230
PB350 V8 5.9L 360cid VIN U	0495	230
PB350 V8 5.9L 360cid VIN W	0495	230
Reliant 4 Cil 2.6L 2555cc 156cid	9307	279
Roadrunner V8 5.2L 318cid	0495	230
Roadrunner V8 5.2L 5212cc 318cid	0495	230
Satellite L6 3.7L 225cid	0495	230
Satellite L6 3.7L 3687cc 225cid	0495	230
Satellite V8 4.5L 273cid	0495	230
Satellite V8 4.5L 4473cc 273cid	0495	230
Satellite V8 5.2L 318cid	0495	230
Satellite V8 5.2L 5212cc 318cid	0495	230
Satellite V8 5.9L 360cid	0495	230
Satellite V8 5.9L 5899cc 360cid	0495	230
Satellite V8 5.9L 5900cc 360cid	0495	230
Satellite V8 5.9L 5917cc 361cid	0495	230
Savoy L6 3.7L 3687cc 225cid	0495	230
Savoy V8 4.5L 4473cc 273cid	0495	230
Savoy V8 5.2L 5212cc 318cid	0495	230
Savoy V8 5.9L 5917cc 361cid	0495	230
Scamp L6 3.2L 198cid	0495	230
Scamp L6 3.2L 3254cc 198cid	0495	230
Scamp L6 3.7L 225cid	0495	230

Plymouth	Nº ZEN	Pg.
Scamp L6 3.7L 3687cc 225cid	0495	230
Scamp V8 5.2L 318cid	0495	230
Scamp V8 5.2L 5212cc 318cid	0495	230
Trailduster L6 3.7L 3687cc 225cid	0495	230
Trailduster V8 5.2L 318cid	0495	230
Trailduster V8 5.2L 5211cc 318cid	0495	230
Trailduster V8 5.2L 5212cc 318cid	0495	230
Valiant L6 3.7L 225cid	0495	230
Valiant L6 3.7L 3687cc 225cid	0495	230
Valiant V8 5.2L 318cid	0495	230
Valiant V8 5.2L 5212cc 318cid	0495	230
Valiant V8 5.9L 360cid	0495	230
Valiant V8 5.9L 5899cc 360cid	0495	230
VIP V8 5.2L 5212cc 318cid	0495	230
Volare L6 3.7L 3687cc 225cid	0495	230
Volare V8 5.2L 318cid	0495	230
Voyager 4 Cil 2.6L 2555cc 156cid	9307	279

Poclair	Nº ZEN	Pg.
FC 30	0308	224
LC 80	0308	224
LY 80	0308	224
MCL 84	0308	224

Polaris	Nº ZEN	Pg.
1050 - SLTH, SLTX	0749	238
400L 2x4	0751	238
400L Big Boss 6x6	0751	238
650 - SL, STD	0749	238
700 - Hurricane, SL, SLH, SLT, SLTX	0749	238
780 - SL, SLT, SLX	0749	238
900 - SL	0749	238
ATV 300 4x4	0751	238
Jet Ski	0751	238
Magnum 4x4	0751	238
Sportman 4x4	0751	238
Trail Boss 250, Xplorer 4x4 Todos exceto 325cc	0751	238
Xplorer 4x4	0751	238

Pontiac	Nº ZEN	Pg.
Aztec 3.4L (207) V6	10003	277
Aztec 3.4L (207) V6	12720	285
Firebird V6 2.8L 173cid	1189	253
Firebird V6 3.1L 189cid	1189	253
G6 V6 3.6L 217cid	0806	241
Grand AM 2.4	0756	238
Grand AM 3.4L (207) V6	10003	277
Grand AM 3.4L (207) V6	12720	285
Grand AM 2.4	0756	238
Grand Am V6 3.0L 181cid	0433	228
Grand Prix 3.1L (189) V6	10003	277
Grand Prix 3.1L (189) V6	12720	285
Montana 3.4L (207) V6	10003	277
Montana 3.4L (207) V6	12720	285
Sunburst L4 1.5L 1471cc 92cid	0498	230
Sunburst L4 1.5L 1471cc 92cid wo/Turbo	0498	230
Sunfire 2.4	0756	238
Sunfire 2.4 Audi	0756	238

Pontiac	Nº ZEN	Pg.
Torrent V6 3.6L 217cid	0806	241

Porsche	Nº ZEN	Pg.
190	0065	218
33.1	0223	222
616	0223	222
914	0323	225
924	0065	218
924	0108	220
924	0442	228
924	0798	240
944	0442	228
944	0798	240

Prairie Sprayer	Nº ZEN	Pg.
4800 Sprayer Perkins Diesel	0649	235
4900 Sprayer Perkins Diesel	0649	235

Prestolite	Nº ZEN	Pg.
M95R	1888	273

Princess	Nº ZEN	Pg.
1700	0412	227
1800	0412	227
2000	0412	227
2200	0412	227

Puma	Nº ZEN	Pg.
7000 série 79000 MWM 4.10T	0748	238
914 4.0	1073	251
Caminhão 900 série 914 com motor MWM 229.4	0105	220
GT VW 1600	0065	218
GTS VW 1600	0065	218
Ônibus	1651	262
Puma GT com motor VW	0294	224
Puma GT Malzoni	0015	217
Puma GTB GM4100	0045	218

Random	Nº ZEN	Pg.
Caminhão Florestal RK 628C-F com motor Scania DC9	1809	269
Caminhões Fora de Estrada RK- 430B, RK-430M, RK 628 C, RK 628 C-R com motores Scania DC09	1809	269

Rastrojero	Nº ZEN	Pg.
IME reforma AN 115	0720	237

Reliant	Nº ZEN	Pg.
Scimitar	0412	227

Remy	Nº ZEN	Pg.
29MT	1679	263
29MT	1805	269
38 MT	13130	282
38MT	1809	269
39 MT	13131	282
39 MT	13132	282
39MT	1810	270
39MT	1811	270
39MT	13117	282

Remy	Nº ZEN	Pg.
39MT	13118	282
39MT	13119	282
41MT	1521	258
42 MT	1573	259
44MT	13104	282
44MT	13105	282
44MT	13106	282
Delco 10MT	0381	226
Delco 22MT	0381	226
Delco 25MT	0381	226
Delco 27MT	0381	226
Delco 30MT	0381	226
Delco 35MT	0381	226
Geração II	1811	270
Geração II	13130	282
Geração II	13131	282
Geração II	13132	282
Geração III	1810	270
Planetária 9000846	12722	286
SD300 Series DD	0381	226

Renault	Nº ZEN	Pg.
19 1.6	0468	229
19 1.7, 1.8	1134	252
19	1822	270
21 2000	0468	229
210 Midlum dCI 6AE Euro 3	1159	252
210.20	0392	226
21GTX	0468	229
230.20	0392	226
230.26	0392	226
250	0392	226
4, 6 e 12 com motor 1100	0183	221
7052	0028	217
75 -130 - 85.150 - 95.130 - 110.50 - 110.170	1159	252
Autocarri	1921	275
Avantime 2.2 DCI	1607	260
C 230 - CBM - CCH 300 - CLR 230 - G 170 - G 200 - GB 131 - JE 13	1159	252
CL3 1.6 Argentino	0468	229
Clio	0467	229
Clio 1.2 e 1.4	0747	238
Clio	0836	242
Clio 1.6i	0837	242
Clio	0843	242
Clio 1.6	0843	242
Clio 1.6	0945	246
Clio	0965	247
Clio 1.0 / 1.0 16V / 1.6 16V	0965	247
Clio 1.9 Diesel	1031	249
Clio 1.9 Diesel	1037	249
Clio 1.0 8v	1058	250
Clio 1.6i	1058	250
Clio 1.6 16v	1064	250
Clio 1.4	1134	252
Clio 1.2, 1.4, 1.6, 1.8	1209	255
Clio	1735	266

Renault	Nº ZEN	Pg.
Clio	1752	267
Clio	1822	270
Clio D	1023	249
Clio Express Diesel	0935	245
Clio F8Q 1.9 Diesel	1134	252
Clio Grandtour	1756	267
Clio I e II	1153	252
Clio II 1.9 Diesel	1058	250
Clio II	1152	252
Clio II	1756	267
Clio II 1.4, 1.6 16V	1801	269
Clio II Box	1756	267
Clio II e III 1.5	1774	268
Clio III	1756	267
Clio III 1.1 e 1.2	1763	267
D17	0392	226
D20	0392	226
Duster 1.6	1735	266
Duster 2.0	1757	267
Duster 2.0 L	1915	274
Duster Oroch 2.0L	1915	274
Espace	0656	235
Espace 2.0 16V	0745	238
Espace	0787	240
Espace	1822	270
Espace	1838	271
Espace IV 2.2 DCI	1607	260
Especial/Special	0189	222
Especial/Special	0297	224
Especial/Special	0574	232
Especial/Special	0925	245
Especial/Special	1056	250
Express	0630	234
Express 1.6L Diesel	1172	253
Express D	1023	249
Express F8Q 1.9 Diesel	1134	252
Extra 1.6L Diesel	1172	253
Fluence	1735	266
FR1 - Iliade FRH - GTX - GTXE - RTX - TX	1808	269
Fuego	0404	227
Fuego com Motor 1.4, 2.0 e 2.2	0445	228
Fuego com motor 2000 Argentino e Brasileiro	0468	229
Fuego	0656	235
Fuego	1187	253
Grand Scenic III 1.9 dCI	1757	267
Grand Scenic II	1756	267
GTL	0325	225
Iliade GT - GTC - GTE	1808	269
JN 60 - 75 - 80 - 85 - 90 - 95	1159	252
JP 11 - 13 - 14	1159	252
JR 19 - 21	1159	252
JX 21	1159	252
Kangoo 1.6	0843	242
Kangoo 1.0 / 1.0 16V / 1.2 / 1.6 16V	0965	247
Kangoo 1.9 Diesel - 48KW	1058	250
Kangoo	1153	252
Kangoo	1735	266

Renault	Nº ZEN	Pg.
Kangoo	1752	267
Kangoo	1756	267
Kangoo 1.2 e 1.2 16V	1763	267
Kangoo 1.6, 16V	1801	269
Kangoo	1822	270
Kangoo Be Bop 1.5	1774	268
Kangoo Express	1756	267
Koleos	1838	271
Laguna 1.8 e 2.0	0747	238
Laguna 16V	0787	240
Laguna 1.8 e 2.0	0843	242
Laguna 1.8, 2.0	1209	255
Laguna 1.6 16V	1735	266
Laguna	1822	270
Laguna D, RN, RT, RXE	1162	252
Laguna II 2.2 DCI	1607	260
Laguna II Grandtour 2.2 DCI	1607	260
Laguna II, III 2.0 DCI	1838	271
Laguna III	1756	267
Laguna III Grandtour	1756	267
Laguna Nevada 1.6	0843	242
Linea 21 2.2	0468	229
Logan 1.0 16v	0965	247
Logan	1674	263
Logan	1755	267
Logan Estate	1756	267
M 140 - 150 - 160 - 180 - 200 - 210 - 230 - 250	1159	252
Magnum AE	1808	269
Manager	1808	269
Master	0656	235
Master	0787	240
Master	0910	244
Master	1063	250
Master	1187	253
Master	1607	260
Master 2.5	1692	264
Master Eletrônico DCi120	1618	261
Master II 2.2 DCI 90 - 2.5 DCI 120	1607	260
Master III 2.5 DCI - 2.5 DCI 100	1607	260
Master III 2.0 DCI	1838	271
Master, P35, T35 Diesel	0875	243
Maxter	1808	269
ME 160 - 180	1159	252
Megane 2.0 16V	0745	238
Megane	0747	238
Megane 1.6	0843	242
Megane 2.0 16V	0976	247
Megane 1.9 d	1031	249
Megane 1.9 d	1037	249
Megane 1.9 Diesel	1058	250
Megane 1.4i - 1.6i - 16V	1064	250
Megane 2.0	1134	252
Megane 2.0	1209	255
Megane	1674	263
Megane 1.6 16V	1735	266
Megane	1822	270
Megane	1838	271

Renault	Nº ZEN	Pg.
Megane III Coupe	1756	267
Megane III Grandtour	1756	267
Megane III Hatchback	1756	267
Megane CC	1756	267
Megane D	1023	249
Megane I 1.4	1801	269
Megane II	1756	267
Megane II Coupe-Cabriolet	1756	267
Megane II e III 1.5	1774	268
Megane II Estate	1756	267
Megane II Saloon	1756	267
Megane III 1.9 dCi	1757	267
Midlum 135 - 150 - 180 - 210 - 250	1159	252
Modus	1756	267
Modus 1.5	1774	268
Nevada com Motor 1.4, 2.0 e 2.2	0445	228
Ônibus	0775	239
P1000	0108	220
P2000	0108	220
Pick Up Rodeo 4 cil 2.1 Diesel	0771	239
Premium 2 7200cc	1921	275
Premium 210 - 250	1159	252
R 11	0468	229
R 11	1187	253
R 12	0468	229
R 18	0468	229
R 18	1187	253
R 19 1.9 d	1031	249
R 19 1.9 d	1037	249
R 19 D	1023	249
R 20	1187	253
R 21	1187	253
R 21 D	1023	249
R 25	1187	253
R 4	1187	253
R 4F6	0926	245
R 5	1187	253
R 5 Alpine e Turbo	0926	245
R 5 TL, GTL, LS	0926	245
R 6TL	0325	225
R 7TL	0325	225
R 9	0468	229
R 9	1187	253
R11	0443	228
R11	0482	229
R11 Diesel	0575	232
R11 Diesel	0630	234
R11 1.6	0843	242
R11	0926	245
R11 1.4	0945	246
R12	0244	223
R12	0248	223
R12	0325	225
R12	0404	227
R12	0731	237
R12	0786	240
R12 1.6	0843	242

Renault	Nº ZEN	Pg.
R12 Canada	0248	223
R14GTL-GTS	0108	220
R15	0244	223
R16	0404	227
R17	0244	223
R18	0108	220
R18	0248	223
R18	0404	227
R18	0443	228
R18	0482	229
R18 Diesel	0571	232
R18 Diesel	0632	234
R18	0656	235
R18 4 cil 2.1 Diesel	0771	239
R18 turbo	0108	220
R18 turbo	0482	229
R19 com motor valeo	0287	223
R19	0468	229
R19	0747	238
R19 1.6i	0837	242
R19 1.6	0843	242
R19	0935	245
R19 1.6	0945	246
R19 1.9 Diesel	1058	250
R19 1.8	1209	255
R19 F8Q 1.9 Diesel	1134	252
R20	0108	220
R20	0404	227
R20	0656	235
R21	0443	228
R21	0656	235
R21	1209	255
R25	0656	235
R30	0108	220
R30 Turbo diesel	0656	235
R4	0245	223
R4	0248	223
R4	0325	225
R4	0404	227
R4	0731	237
R4	1588	259
R4,R5,R6,F6	0451	228
R5	0244	223
R5	0245	223
R5	0248	223
R5 U.S.A	0248	223
R5	0285	223
R5	0325	225
R5	0404	227
R5 Diesel	0630	234
R5	1588	259
R6	0244	223
R6	0245	223
R6	0248	223
R6	0285	223
R6	0404	227
R6	0731	237

Renault	Nº ZEN	Pg.
R6	1588	259
R8	0244	223
R9	0443	228
R9	0482	229
R9 Diesel	0575	232
R9 Diesel	0630	234
R9 1.6 e 1.7	0843	242
R9	0926	245
R9 1.4	0945	246
Rapid 1.6L Diesel	1172	253
Rapid Box	1822	270
Renault 12 com Motor 1.4, 1.8, 2.1	0445	228
Renault 4 com Motor 1.4, 1.8, 2.1	0445	228
Renault 6 com Motor 1.4, 1.8, 2.1	0445	228
RFS	0468	229
Rodeo	0404	227
S 100 - 130 - 140 - 150 - 160 - 170 - 180 - 210	1159	252
Safrane V6	0787	240
Safrane 2.2i	1031	249
Safrane 2.2i	1037	249
Sandero	1674	263
Sandero	1735	266
Sandero 1.0	1755	267
Sandero 2.0L	1915	274
Scenic 1.6	0843	242
Scenic 2.0 16V	1064	250
Scenic 2.0	1209	255
Scenic 1.6 16V	1735	266
Scenic	1822	270
Scenic II	1756	267
Scenic III 1.9 dCi	1757	267
Scenic II e Grand Scenic II 1.5	1774	268
Scenic II, III	1838	271
Scenic RX4 2.0	0745	238
SM 8	1159	252
Thalia	1756	267
Thalia 1.5	1774	268
Thalia	1822	270
TL	0325	225
Trafic	0108	220
Trafic	0248	223
Trafic	0404	227
Trafic 4X4	0407	227
Trafic com Motor 1.4, 2.0 e 2.2	0445	228
Trafic 2.2	0468	229
Trafic	0482	229
Trafic Diesel	0656	235
Trafic	0732	237
Trafic Gasolina	0786	240
Trafic 1.4 b	0926	245
Trafic 1.9 Diesel - 47/48KW	1058	250
Trafic	1187	253
Trafic 2.5	1692	264
Trafic 352 4 cil 2.1 Diesel	0771	239
Trafic Box	1822	270
Trafic diesel	0875	243
Trafic Gasolina	0787	240

Renault	Nº ZEN	Pg.
Trafic II 2.5 DCI 135	1607	260
Trafic II 2.0 DCI	1838	271
Trafic T312 4 cil 2.1 Diesel	0771	239
Trafic TA12 4 cil 2.1 Diesel	0771	239
Trafic TA52 4 cil 2.1 Diesel	0771	239
Trator R7201	0217	222
Trator R85	0217	222
Trator R87	0217	222
Trucks SEE: 120-6057, A, B 360, 368 Series Versions	1159	252
TS Turbo	0325	225
Twingo	0854	243
Twingo 1.0 / 1.2	0965	247
Twingo 1.2L	1153	252
Twingo	1756	267
Twingo 1.5	1774	268
Twingo I 1.2 1239ccm C3G	0482	229
TX	0325	225
V.I. Mascott	1158	252
V.I. Midliner	1159	252
Vel Satis 2.0 DCI	1838	271
Velsatis 2.2 DCI	1607	260

Renault Agri	Nº ZEN	Pg.
70-12 SP Perkins 4.236	1616	261
70-14 SP Perkins 4.236	1616	261
70-32 PA/PE/PS/PX Perkins 4.236	1616	261
70-34 PA/PE/PS/PX Perkins 4.236	1616	261
701-4F Perkins 4.236	1616	261
80-12 SP Perkins 4.248	1616	261
80-14 SP Perkins 4.248	1616	261
80-32 PA/PE/PS/PX Perkins 4.248	1616	261
80-34 PA/PE/PS/PX Perkins 4.248	1616	261
Ceres 75 2X4/4X4 Perkins 4.236	1616	261
Ceres 75X 2X4/4X4 Perkins 4.236	1616	261
R 7221	0216	222

Rover	Nº ZEN	Pg.
111, 114, 214, 820	0822	241
200 1.8 Diesel	1958	277
213	0832	242
216	0821	241
216	0960	246
218 D - TD	1958	277
25 2.0 Diesel	1958	277
418 D- TD	1958	277
420 D - Di	1958	277
45 2.0 Diesel	1958	277
620	0960	246
620 Sdi	1958	277
820	0960	246
850	0960	246
Especial/Special	1074	251
Maestro 1.3, 1.6, 2.0, 2.0 Turbo	0822	241
Metro 1.0, 1.1, 1.3	0822	241
Mini Cooper 1.3	0822	241
Montego 2.0 Turbo	0822	241
Montego 2.0 D Turbo	1958	277
TNB176	0822	241

Ruggerini	Nº ZEN	Pg.
RD 210-211-218	1065	250
RD180	1451	256
RD181	1451	256
RD200	1451	256
RF120	1451	256
RF121	1451	256
RF130	1451	256
RF140	1451	256
RF148	1451	256
RF80	1451	256
RF81	1451	256
RF88	1451	256
RF90	1451	256
RF91	1451	256
RF96	1451	256
RF99	1451	256

Saab	Nº ZEN	Pg.
1108075	0803	241
42803 1.8 - 2.0 Turbo	0756	238
42803 L4 2.0L 1985cc	0803	241
42803 L4 2.3L 2290cc 140cid	0803	241
42925 5.3L (325) V8	12720	285
9 3 2.2 16V TD	1109	252
9 2X H4 2.5L 2458cc	1945	276
9-3 1.8 Turbo - 2.0 Turbo	0756	238
9.7 5.3L (325) V8	10003	277
900 L4 2.1L 2119cc	0803	241
900 L4 2.3L 2290cc 140cid	0803	241
900 L4 2.0L 1985cc	0803	241
9000 L4 2.0L 1985cc	0803	241
9000 L4 2.3L 2290cc	0803	241
9000 L4 2.3L 2290cc 140cid	0803	241
Marine 2G 1.6L	1003	248
Marine 2GRG 1.6L	1003	248
Marine 2J 1.9L	1003	248
Marine 2JRG 1.9L	1003	248
Marine G 0.8L	1003	248
Marine GA 0.8L	1003	248
Marine GAG 0.9L	1003	248

Same	Nº ZEN	Pg.
Caminhões	0378	226
Especial/Special	1073	251
Trator Aurora 45	1951	277
Tratores	0378	226
Tratores Antares 110 - 130	1951	277

Sampo Rosenlew	Nº ZEN	Pg.
3065L Sisu Diesel 44DT 4 Cil	1698	264
SR 2035 4 cil	1600	260
SR 2045 4 cil Turbo	1600	260
SR 2055 6 cil	1600	260
SR 2065 6 cil Turbo	1600	260
SR 2075 TS 6 cil Turbo	1600	260
SR 2085 TS 6 cil Turbo	1600	260
SR 3045 620DSEL 6.6	1600	260
SR 3065 620DSBAEL 6.6	1600	260

Sampo Rosenlew	Nº ZEN	Pg.
SR1046X Sisu Diesel 44DT 4 Cil	1698	264
SR1066 Sisu Diesel 44DT 4 Cil	1698	264
SR3045C Sisu Diesel 44DT 4 Cil	1698	264
SR3085L TS Sisu Diesel 44DT 4 Cil	1698	264

Sandvik	Nº ZEN	Pg.
Equipamento de Construção DS310	1898	274

Santro	Nº ZEN	Pg.
Especial/Special	1509	257

Saturn	Nº ZEN	Pg.
2004-01	10003	277
Especial/Special	12720	285
Saturn CarAura V6 3.6L 217cid	0806	241
Saturn TruckOutlook V6 3.6L 217cid	0806	241
Vue V6 3.6L 217cid	0806	241

Saviem	Nº ZEN	Pg.
E7C	1159	252
JN 75 - 85 - 90	1159	252
JP 11 - 13	1159	252
SC50	1159	252
SM 6 - 7 - 8	1159	252

Scania	Nº ZEN	Pg.
124	1806	269
50	0367	226
80	0367	226
81	0367	226
82	0367	226
85	0367	226
86	0367	226
92	0367	226
93230	0367	226
93250	0367	226
93280	0367	226
Caminhão 140	0087	278
Caminhão 140 Super	0087	278
Caminhão 141 Super	0087	278
Caminhão 145	0087	278
Caminhão 145	0122	284
Caminhão 145	0133	220
Caminhão BR145	0087	278
Caminhão BR145	0122	284
Caminhão BR145	0133	220
Caminhão CR145L	0087	278
Caminhão CR145L	0122	284
Caminhão CR145L	0133	220
Caminhão CR145T	0087	278
Caminhão CR145T	0122	284
Caminhão CR145T	0133	220
Caminhão CR145X	0087	278
Caminhão CR145X	0122	284
Caminhão CR145X	0133	220
Caminhão DSI14	0087	278
Caminhão DSI14	0122	284
Caminhão DSI14	0133	220
Caminhão L D11	0122	284

Scania	Nº ZEN	Pg.
Caminhão L DS11	0122	284
Caminhão L D11	0133	220
Caminhão L DS11	0133	220
Caminhão L101	0087	278
Caminhão L142	0087	278
Caminhão LK 140 DS14	0122	284
Caminhão LK 141 DS14	0122	284
Caminhão LK 142 DS14	0122	284
Caminhão LK140	0087	278
Caminhão LK141	0087	278
Caminhão LK142	0087	278
Caminhão LKS 140 DS14	0122	284
Caminhão LKS 141 DS14	0122	284
Caminhão LKS 142 DS14	0122	284
Caminhão LKS140	0087	278
Caminhão LKS141	0087	278
Caminhão LKS142	0087	278
Caminhão LS D11	0122	284
Caminhão LS DS11	0122	284
Caminhão LS D11	0133	220
Caminhão LS DS11	0133	220
Caminhão LT 110 D11	0122	284
Caminhão LT 110 D11	0133	220
Caminhão LT 110S DS11	0122	284
Caminhão LT 110S DS11	0133	220
Caminhão P93H	0367	226
Caminhão P94	0367	226
Caminhão R 112-310 HW, EW DS11	0122	284
Caminhão R 112 DN11, DS11, DSC11	0122	284
Caminhão R 112-360 HW, EW DSC11	0122	284
Caminhão R 142 DS14, DSC14	0122	284
Caminhão R 142-210 HW, EW DSC14	0122	284
Caminhão R142	0087	278
Caminhão R142-410	0087	278
Caminhão T 112-310 HW, EW DS11	0122	284
Caminhão T 112 DN11, DS11, DSC11	0122	284
Caminhão T 112-360 HW, EW DSC11	0122	284
Caminhão T 142 DS14, DSC14	0122	284
Caminhão T 142-210 HW, EW DSC14	0122	284
Caminhão T142	0087	278
Caminhão T142-410	0087	278
Caminhões	0378	226
Chassi p/ ônibus K112	0122	284
Chassi p/ ônibus K112	0133	220
Chassi p/ ônibus K112, S112	0087	278
Chassi p/ ônibus S112	0122	284
Chassi p/ ônibus S112	0133	220
Chassi p/ ônibusBR116S	0133	220
DS11 R82A marítimo com turbo compressor Holset 4 LE	0036	278
Especial/Special	1091	251
Modelo: P 380 com motor DC 12 Euro 5	1809	269
Modelo: P 420 com motor DC 12 Euro 3	1809	269
Modelo: P 420 com motor DC 12 Euro 5	1809	269
Modelo: P 420 DT 12 com motor Euro 4	1809	269
Modelo: P 470 com motor DT 12 Euro 3	1809	269
Modelo: P 480 com motor DT 12 Euro 4	1809	269
Modelo: R 380 com motor DC 12 Euro 5	1809	269

Scania	Nº ZEN	Pg.
Modelo: R 420 com motor DC 12 Euro 3	1809	269
Modelo: R 420 com motor DC 12 Euro 5	1809	269
Modelo: R 420 com motor DT 12 Euro 4	1809	269
Modelo: R 470 com motor DT 12 Euro 3	1809	269
Modelo: R 470 com motor DT 12 Euro 4	1809	269
Modelo: R 480 com motor DT 12 Euro 4	1809	269
Modelo: T 420 com motor DC 12 Euro 3	1809	269
Modelo: T 420 com motor DT 12 Euro 4	1809	269
Modelo: T 470 com motor DT 12 Euro 3	1809	269
Modelos: P 230, P 270, P 310 com motor DC 09 Euro 3	1809	269
Modelos: P 230, P 270, P 310 com motor DC 09 Euro 4	1809	269
Modelos: P 340, P 380 com motor DC 11 Euro 3	1809	269
Modelos: P 340, P 380 com motor DC 12 Euro 4	1809	269
Modelos: R 230, R 270, R 310 com motor DC 09 Euro 3	1809	269
Modelos: R 230, R 270, R 310 com motor DC 09 Euro 4	1809	269
Modelos: R 340, R 380 com motor DC 11 Euro 3	1809	269
Modelos: R 340, R 380 com motor DC 12 Euro 4	1809	269
Modelos: T 340, T 380 com motor DC 11 Euro 3	1809	269
Motor D11 marítimo ED	0036	278
Motor D11 R81 marítimo ED	0036	278
Motor DN11 industrial e marítimo	0133	220
Motor DN11 industrial, gerador e marítimo	0122	284
Motor DS11 industrial e marítimo	0133	220
Motor DS11 industrial, gerador e marítimo	0122	284
Motor DS14 industrial e marítimo	0133	220
Motor DS14 industrial, gerador e marítimo	0122	284
Motor DSI11 R82A	0036	278
Motor p/ gerador e industrial DN11	0122	284
Ônibus B115	0036	278
Ônibus B115	0121	284
Ônibus BR110	0036	278
Ônibus BR110	0121	284
Ônibus BR115	0087	278
Ônibus BR115	0122	284
Ônibus BR115	0133	220
Ônibus BR115S	0036	278
Ônibus BR115S	0087	278
Ônibus BR115S	0121	284
Ônibus BR115S	0122	284
Ônibus BR115S	0133	220
Ônibus BR116	0087	278
Ônibus BR116	0122	284
Ônibus BR116	0133	220
Ônibus BR116S	0087	278
Ônibus BR116S	0122	284
Ônibus BR116S	0133	220
Ônibus F94	0367	226
Ônibus L94	0367	226
P - R 114/340	0920	245
P - R 124/360	0920	245
P - R 124/400	0920	245
P - R 124/420	0920	245
P 230 DC 9.16 Euro 4	1658	262
P 270 DC 9.17 Euro 4	1658	262
P 310 DC 9.18 Euro 4	1658	262
P 340 DC 12.10 Euro 4	1658	262
P 380 DC 12.13 Euro 4	1658	262

Scania	Nº ZEN	Pg.
P 380 DC 12.18 Euro 5	1658	262
P 420 DC 12.15 Euro 5	1658	262
P 420 DT 12.12 Euro 4	1658	262
P 470 DT 12.06 Euro 3	1658	262
P 480 DT 12.17 Euro 4	1658	262
P, R 124/400	0367	226
P,R 124/360	0367	226
P,R 124/420	0367	226
Plataforma p/ ônibus S112 DN11, DS11	0122	284
R - T 144/360	0920	245
R - T 144/530	0920	245
R 164/480	0367	226
R 164/580	0367	226
R 164/580	0920	245
R 420 DC 12.14 Euro 3	1658	262
R 420 DC 12.15 Euro 5	1658	262
R 420 DT 12.11 Euro 4	1658	262
R 470 DT 12.03 Euro 4	1658	262
R 470 DT 12.06 Euro 3	1658	262
Série 11.79M, 14.68M, 14.69M, 14.72A, 14.73M	0920	245
Serie 114	0920	245
Série 14.74M, 14.75M, 14.77A 14.78M	0920	245
Série 144 - R144/460 DSC 14.15	0920	245
Série 164 - R164/480 DC 16.02	0920	245
Série 4	12839	281
Série DSC - 11.56A, 11.57A, 11.58A, 14.57A, 14.61A, 14.62A, 14.63A	0920	245
Série DSI - 11.71A, 11.72A, 11.74M, 11.75M, 11.76M, 11.77M, 11.78M	0920	245
Serie K124/ P124	0920	245
Série R 144/530 DSC 14.13	0920	245
Série R 164/580 DC 16.01	0920	245
Série T 144/460 DSC 14.15	0920	245
Série T144/530 DSC 14.13	0920	245
T 340 DC 11.08 Euro 3	1658	262
T 380 DC 11.09 Euro 3	1658	262
T 420 DC 12.14 Euro 3	1658	262
T 420 DT 12.11 Euro 4	1658	262
T 470 DT 12.06 Euro 3	1658	262
Tratores	0378	226

Schaeffer	Nº ZEN	Pg.
Carregadeira 5680Z	1898	274
Carregadeira 6680Z	1898	274
Carregadeira 8600Z	1898	274

Sea Doo	Nº ZEN	Pg.
110	0773	239
580	0773	239
650	0773	239
720	0773	239
GSX Bombardier	0773	239
GSX, GTI, GTS, GTX, HX, SP, SP1, SPX, XP	1218	255
GTI Bombardier	0773	239
GTS Bombardier	0773	239
GTX Bombardier	0773	239
HX Bombardier	0773	239
Sea Doo - série 800 (modelos novos)	1218	255

Sea Doo	Nº ZEN	Pg.
SP Bombardier	0773	239
SP1	0773	239
Toda Linha 110 HP	1218	255
Todos os modelos exceto 951	0773	239
XP	0773	239

Seat	Nº ZEN	Pg.
1200 Sport 1430 cc	0120	220
1200 Sport	0325	225
124	0120	220
124 1.8	0213	222
124 1.8	0389	226
124 D 1430	0325	225
124 D especial 1.2 e 1.4	0325	225
124D	0120	220
124D Special	0120	220
127	0120	220
127 0.9	0325	225
127 0.9	0451	228
127 Fura	0120	220
128.3P	0120	220
131 1.6	0111	220
131	0120	220
131 1.6	0213	222
131	0325	225
131 2.5 Diesel	0601	233
131 L 1430	0325	225
131 L 1.6	0389	226
131E	0213	222
131L	0120	220
132 1.6 e 1.8	0111	220
132	0213	222
138	0120	220
1430 1.6, 1.8	0213	222
1500	0713	237
Alhambra 1.9 TDI	0937	245
Alhambra 2.0	1069	250
Alhambra 1.8T - 2.0	1108	251
Alhambra 1.9 TDI	1655	262
Alhambra 1.8T / 2.0L	1920	275
Alhambra 1.9 TDI - Tdi 4x4	1926	275
Alhmbra 1.8 turbo, 2.0	12690	285
Altea 1.6	1632	261
Altea 2.0 FSI	1632	261
Altea (5P1) Eng BJB BKC BLS BXE 1.9 TDI 77kw BJB BKC BLS BXE	1814	270
Altea (5P1) Eng BXF 1.9 TDI 66kw BXF	1814	270
Altea (5P5 - 5P8) Eng BKC BLS BXE 1.9 TDI 77kw BKC BLS BXE	1814	270
Altea (5P5 - 5P8) Eng BXF 1.9 TDI 66kw BXF	1814	270
Altea (5P5 - 5P8) Eng. 1.9 TDI 4x4 77kw	1814	270
Altea 1896ccm BJB 1.9 TDI	1814	270
Altea 1896ccm BKC 1.9 TDI	1814	270
Altea XL 1896ccm BLS 1.9 TDI	1814	270
Altea XL 1896ccm BXE 1.9 TDI	1814	270
Altea XL 1968ccm BKD 2.0TDI	1814	270
Altea XL 1968ccm BMM 2.0TDI	1814	270
Altea XL 1968ccm BMM 2.0TDI	1814	270

Seat	Nº ZEN	Pg.
Altea XL 1.9 TDI - 2.0 TDI - 4x4	1856	272
Altea 1.4 16V	1890	273
Altea XL 2.0 FSI - 1.9TDI - 2.0 TDI	1910	274
Altea - XL 1.2 TSI - 1.4 TSI START/STOP	1826	270
Altea - XL 1.6 TDI - 2.0 TDI START/STOP	1826	270
Altea 1.9 TDI , 2.0 TDI	1823	270
Arosa	1223	255
Arosa 1.0, 1.4L	1484	257
Arosa 1.4 TDI	1926	275
Cordoba 1.9 Diesel	0579	232
Cordoba 1.9 Diesel Turbo	0579	232
Cordoba 1.0	0745	238
Cordoba 1.4	0745	238
Cordoba 1.4 16V	0745	238
Cordoba 1.6	0745	238
Cordoba 1.6	0799	240
Cordoba 1.8	0799	240
Cordoba 1.8 16V	0799	240
Cordoba 2.0	0799	240
Cordoba	0932	245
Cordoba 1.6	1069	250
Cordoba 1.0, 1.4L	1484	257
Cordoba 1.2	1632	261
Cordoba 1.4 16V	1632	261
Cordoba 1.6	1632	261
Cordoba 1.2 - 1.2 12V - 1.4 16V - 1.6 - 1.6 16V	1890	273
Cordoba 2.0 - 1.4 TDI - 1.9 TDI	1910	274
Cordoba 1.6 e 2.0 i	1926	275
Cordoba 1.9 D - SDI - TDI	1926	275
Córdoba 1.6, 1.8, 2.0	1108	251
Córdoba 1.8, 1.8 16v, 2.0	12690	285
Cordoba SXE	0579	232
Cupra 4	1655	262
Especial/Special	0639	234
Especial/Special	0797	240
Especial/Special	0972	247
Especial/Special	1056	250
Fura	0408	227
Ibiza Diesel	0395	227
Ibiza 16V	0745	238
Ibiza	0786	240
Ibiza 1.9 D/TD	0937	245
Ibiza 1.6	1108	251
Ibiza 1.2	1632	261
Ibiza 1.4 16V	1632	261
Ibiza 1.6	1632	261
Ibiza IV 2.0 - 1.4 TDI - 1.9 TDI	1910	274
Ibiza V 1.4 TDI - 1.9 TDI	1910	274
Ibiza II - III - IV 1.4 TDI - 1.9 D -SDI -TD -TDI	1926	275
Ibiza II - III 1.6 - 2.0 i	1926	275
Ibiza 1.8	12690	285
Ibiza Cupra / Sport 1.8 20V turbo	1069	250
Ibiza I V - V 1.2 - 12V - 1.4 - 16V - 1.6 - 16V	1890	273
Ibiza II 1.0, 1.4L	1484	257
Ibiza V 1.2 TDI - 1.6 TDI START/STOP	1826	270
Ibiza V 1.2 TSI - 1.4 TSI START/STOP	1826	270
Inca 1.7 D - 1.9 D - SDI	1926	275

Seat	Nº ZEN	Pg.
Inca 1.6 EFI	12685	285
Lean 1.8	1655	262
Lean 2.8 V6	1655	262
Leon 1.4, 1.6, 1.8, 1.8T	1108	251
Leon 1.9 TDI - 2.0 TDI - 16V	1856	272
Leon 1.4 16V	1890	273
Leon 2.0 FSI - 1.9 TDI	1910	274
Leon 1.8T / 2.0L	1920	275
Leon 1.4 16V - 1.6 - 1.9 SDI - TDI	1926	275
Leon 1.4 TSI START/STOP	1826	270
Leon 1.6 TDI - 2.0 TDI START/STOP	1826	270
Malaga	0786	240
Mii 1.0	1803	269
Octavia 1.4 - 16V - 1.6 - FSI	1890	273
Panda	0408	227
Ritmo	0120	220
Ritmo Diesel	0395	227
Ritmo 65,75	0325	225
Ronda Diesel	0395	227
Ronda	0786	240
Roomster 1.2 - TSI - 1.4 - 1.6 - 1.4 - 1.9 TDI	1890	273
Skoda Fabia 1.2 - TSI - 1.4 - 16V - 1.6 - 1.9 TDI	1890	273
Stella	1632	261
Supermirafiori 1430	0325	225
Terra	0325	225
Toledo 1.4, 1.6, 1.8	1108	251
Toledo III 2.0 FSI - 1.9 TDI - 2.0 TDI	1910	274
Toledo 1.8T / 2.0L	1920	275
Toledo I - II 1.9 D - SDI - TD - TDI - 2.0 i	1926	275
Toledo II 1.4 16V - 1.6 - 2.3 V5	1926	275
Toledo III 1.9 TDI - 2.0 TDI - 16V	1856	272
Toledo IV 1.2 TSI START/STOP	1826	270
Toledo IV 1.6 TDI START/STOP	1826	270
Vario 1.6	1069	250
Vento Tdi 1.9	0937	245
Shelhorst	Nº ZEN	Pg.
Shelhorst	12692	285
Sisu Diesel	Nº ZEN	Pg.
4.9 CWA 4 Cil 175HP 4.9	1698	264
444CTA 4 Cil	1698	264
84 CTA-4V SCR 8.4	1698	264
Skoda	Nº ZEN	Pg.
Citigo 1.0	1803	269
Especial/Special	0831	242
Fabia	1223	255
Fabia 1.2	1632	261
Fabia 1.4 16V	1632	261
Fabia 2.0 - 1.4 TDI - 1.9 TDI	1910	274
Fabia 1.4 TDI - 1.9 SDI - TDI - RS	1926	275
Fabia 1.2 12V - TSI START/STOP	1826	270
Fabia 1.2 TDI - 1.6 TDI START/STOP	1826	270
Fabia 1.2 TDI e 1.6 TDI START/STOP	1824	270
Felícia	0892	244
Octavia 1.9 TDI	0937	245
Octavia 1.6, 1.8, 1.8T, 2.0	1108	251

Skoda	Nº ZEN	Pg.
Octavia 2.0 TDI 16V - RS	1856	272
Octavia 2.0 FSI - 1.9 TDI - 4x4 - 2.0 TDI - 16V	1910	274
Octavia 1.4 16V- 1.6 -1.9 D - SDI - TD - TDI - 4x4	1926	275
Octavia 1.2 TSI START/STOP	1826	270
Octavia 1.6 TDI - 4x4 - 2.0 TDI - 4x4 START/STOP	1826	270
Rapid 1.2 TSI START/STOP	1826	270
Rapid 1.6 TDI START/STOP	1826	270
Roomster 1.4 TDI - 1.9 TDI	1910	274
Roomster 1.2 TDI - 1.6 TDI START/STOP	1826	270
Roomster 1.2 TDI e 1.6 TDI START/STOP	1824	270
Roomster 1.2 TSI START/STOP	1826	270
Super B 2.5 TDI	1631	261
Superb 2.0 TDI - 16V - 4x4	1856	272
Superb 1.9 TDI	1910	274
Superb 1.6 TDI START/STOP	1824	270
Superb 1.6 TDI START/STOP	1826	270
Yeti 1.4 TSI START/STOP	1826	270
Yeti 1.6 TDI START/STOP	1826	270
SLC	Nº ZEN	Pg.
7700 Turbo	1073	251
D 229-3, D 229-4, D 229-6, TBD 229-EC-6, TD 229-6	1076	251
Ssangyong	Nº ZEN	Pg.
Actyon 2.0 16V	1614	260
Actyon Sports I (QJ)	1886	273
Actyon I	1886	273
Actyon 200 XDI	1705	265
Especial/Special	1037	249
Korando (K4)	1886	273
Korando (KJ)	1886	273
Korando Cabrio (KJ)	1886	273
Korando 2.0 16V Diesel	1959	277
Kyron 2.0 16V TDI	1614	260
Kyron	1886	273
Kyron XDI 2.0	1705	265
Musso 2.3, 2.5	0572	232
Musso Sports	1886	273
Musso (FJ)	1886	273
New Actyon Sport 2.0 16V	1614	260
New Korando 2.0 16V Diesel	1959	277
Rexton II 2.7 16V TDI	1614	260
Rexton RX 270 2.7 16V XDI	1614	260
Rexton W 2.7 16V XDI	1614	260
Rexton (GAB)	1886	273
Rexton 270 XDI	1705	265
Stavic	1886	273
Steyr Puch	Nº ZEN	Pg.
1000	0308	224
1200	0308	224
586	0308	224
590	0308	224
650A	0316	224
690	0308	224
760A	0316	224
Tratores 288 - 290 - 406 - 50 - 650 ç 658 - 760 - 768 - 988	1951	277

Still	Nº ZEN	Pg.
Especial/Special	1071	251
Styer Puch	Nº ZEN	Pg.
Especial/Special	1071	251
Subaru	Nº ZEN	Pg.
1800 4X4	1213	255
Brat H4 1.8L 1781cc	1723	266
Coupe XT	0600	233
DL H4 1.6L 1595cc	1723	266
DL H4 1.8L 1781cc	1723	266
Especial/Special	0711	237
Especial/Special	1191	254
Especial/Special 1.8 GTI Turbo 4X4	1213	255
Forester 2.0	1018	248
Forester (SG) Eng.EJ20 2.0 AWD 92kw EJ20	1945	276
Forester (SG) Eng.EJ20 2.0 S Turbo AWD 130kw EJ20	1945	276
Forester H4 2.5L 2458cc	1945	276
GL H4 1.8L 1781cc	1723	266
GL H4 1.8L 1781cc wo/Turbo	1723	266
GL-10 H4 1.8L 1781cc wo/Turbo	1723	266
GLF H4 1.8L 1781cc VIN 4	1723	266
Impreza 1.6, 1.8, 2.0 2WD e 4WD	1018	248
Impreza 1.8	1213	255
Impreza Estate (GG) Eng.EJ20 2.0 AWD 92kw EJ20	1945	276
Impreza H4 2.5L 2458cc EJ251	1945	276
Impreza H4 2.5L 2458cc EJ253	1945	276
Impreza H4 2.5L 2458cc EJ255	1945	276
Justy	0517	230
Justy 1.0	1018	248
Justy 1.2	0519	230
Legacy 2.0, 2.2 e 2.5	1018	248
Legacy 1.8 2WD	1213	255
Legacy 2.2	1213	255
Legacy IV (BL, BP) Eng.EJ20 2.0 AWD 101kw EJ20	1945	276
Legacy IV Estate (BL, BP, B13_) Eng.EJ25 2.5 AWD 121kw EJ25	1945	276
Outback (BL, BP) Eng.EJ25D 2.5 AWD 121kw EJ25D	1945	276
Outback (BL, BP) Eng.EZ30 3.0 AWD 180kw EZ30	1945	276
Outback (BM, BR) Eng.EZ36D 3.6 R AWD 191kw EZ36D	1945	276
RX H4 1.8L 1781cc	1723	266
Standard H4 1.8L 1781cc VIN 5	1723	266
Subaru A11	0341	225
Suzuki	Nº ZEN	Pg.
Baleno	0576	232
Corry	0951	246
Jimmy	0808	241
Maruti	0951	246
Samurai Gasolina	0352	226
Samurai	0450	228
Sidekick	0450	228
Sidekick	0595	233
SJ 410	0450	228
SJ 413	0450	228
Swift 1.3	0576	232
Swift 1.3	0808	241
SX4 2.0	1899	274

Suzuki	Nº ZEN	Pg.
SX4 SCross 1.6	1899	274
Vitara 1.6 16V	0450	228
Vitara	0595	233
Vitara	0617	233
Vitara 1.6	0871	243
Vitara	1030	249
Wagon R	1509	257
XL7 V6 3.6L 3564cc	0806	241
Talbot	Nº ZEN	Pg.
Especial/Special	0451	228
Especial/Special	1056	250
Tagora D	0530	231
Tata	Nº ZEN	Pg.
Ace	1715	265
Cummins 6BT 12	1707	265
HD 10 (TCL 4BT/6BT)	1682	263
Indica	1681	263
Indica	1717	265
Indica Diesel	1504	257
Indigo	1715	265
LP 1210US	1516	258
Manza	1752	267
Pick Up	1518	258
Safari Diesel	1717	265
Safari Petrol	1717	265
Tata Cummins	1516	258
Tatamobile Sumo	1518	258
Vista	1752	267
TCM Equipment Ag	Nº ZEN	Pg.
37 MT Séries DD Starters	1013	248
Caterpillar Facet 1006L	0555	231
Caterpillar Facet	0556	231
Forklift SD25Z1	0376	226
Lift Trucks FHG20N H25	1592	260
Lift Trucks FHG20N Z24	1592	260
Lift Trucks FHG25N H25	1592	260
Lift Trucks FHG25N Z24	1592	260
Lift Trucks FHG30N H25	1592	260
Lift Trucks FHG30N Z24	1592	260
Lifts Trucks Fhg 20N Z24 Engine	9495	279
Motores 28MT 12/24V	1112	252
Série 28MT 12/12V	0722	237
Série 28MT 12/24V C/ Motor OM904, OM906, OM924, OM926	0985	247
Série 37MT 12/24V	0625	234
Série 37MT 12/24V (MB, VW, Ford).	0624	234
Série 40MT	0879	243
Série 42 MT 12/24V	0930	245
Série 42 MT 12/24V	1210	255
Série 42MT 24V Allis Chalmer	0188	222
Série 42MT 12/24V	0879	243
Série 42MT 12/24V	0914	244
Série 42MT 24V com motor Detroit	0182	221
Série 50 MT 12/24V	1210	255
Série 50MT 12/24V	0879	243

TCM Equipment Ag	Nº ZEN	Pg.
Série 50MT 12/24V	0914	244
Série 50MT 12/24V	0930	245
TCM Equipment Lift Truck	Nº ZEN	Pg.
FD100Z 6BD1 Motor 0000	0894	244
FD35Z 6BB1 Motor 0000	0894	244
FD35Z5 Isuzu D500 0000	0894	244
FD38Z 6BB1 Motor 0000	0894	244
FD38Z Isuzu D500 0000	0894	244
FD40Z 6BB1 Motor 0000	0894	244
FD40Z2 Isuzu D500 0000	0894	244
FD45Z 6BB1 Motor 0000	0894	244
FD50Z 6BB1 Motor 0000	0894	244
FD50Z6 Isuzu D500 0000	0894	244
FD60Z 6BB1 Motor 0000	0894	244
FD60Z5 Isuzu D500 0000	0894	244
FD70Z 6BB1 Motor 0000	0894	244
FD70Z2 Isuzu D500 0000	0894	244
FD80Z7 6BD1 Motor 0000	0894	244
FG35N3 0000	0429	228
Various Models 4XC1 Engine	0498	230
Teledyne	Nº ZEN	Pg.
Especial/Special	0645	235
F163 0000	0567	232
F227 0000	0567	232
F245 0000	0567	232
F4	0567	232
F6	0567	232
TC56	0567	232
Y112	0567	232
Terex	Nº ZEN	Pg.
Empilhadeira GEP 23	13131	282
Escavadeira TL80EX TC85	1898	274
Thermo King	Nº ZEN	Pg.
CG-II M12 Isuzu 2.0L (TK C201) Diesel	0792	240
CG-II M20 Isuzu 2.0L (TK C201) Diesel	0792	240
CG-II M22 Isuzu 2.0L (TK C201) Diesel	0792	240
CG-II M30 Isuzu 2.0L (TK C201) Diesel	0792	240
NWD	0792	240
SB-II Isuzu 2.0L (TK C201) Diesel	0792	240
SB-II 30 di / TC	0792	240
SB-II 30 MAX	0792	240
SB-III	0792	240
SB-III Isuzu 2.0L (TK C201) Diesel	0792	240
SB-III MAX	0792	240
SB-III SR	0792	240
Sentry Isuzu 2.0L (TK C201) Diesel	0792	240
Sentry SD1200 Isuzu C201	0792	240
Sentry 30 di / TC	0792	240
SNWD	0792	240
Super II Isuzu 2.0L (TK C201) Diesel	0792	240
Super II 30 / MAX Isuzu 2.0L (TK C201) Diesel	0792	240
Super NWD	0792	240
Tiete	Nº ZEN	Pg.
Motor Estacionário RD900	0323	225

Tiete	Nº ZEN	Pg.
Motor Estacionário RD900L	0323	225
Motor Estacionário RD950	0323	225
Motor Estacionário RD950L	0323	225
Tigershark	Nº ZEN	Pg.
Jet Ski Mod. 770 Twin, 900, 1000 e 1100	1036	249
Timberjack	Nº ZEN	Pg.
608, 608 Harvester - Ciber Vibrador	0722	237
Toyota	Nº ZEN	Pg.
1300	0871	243
2B, 3B	9301	279
2S	0947	246
2S	1722	266
2S - 2Y - 3Y - 4Y	9186	279
2Y	0947	246
2Y 2.2	0947	246
2Y	1722	266
2Y 2.2	1722	266
3Y	0947	246
3Y	1722	266
4A - 5A - 4E - 5E	0809	241
4K - 5K	0841	242
Auris 2.0 D-4D	1884	273
Auris 2.2 D	1884	273
Avensis 2.0 TD	1107	251
Avensis 2.0	1211	255
Avensis 1.6 - 1.8 VV T - I	1547	258
Avensis	1720	265
Avensis	1857	272
Avensis 2.0 D-4D	1884	273
Avensis 2.2 D-4D	1884	273
Avensis 2.0	12609	281
Ayco 1.4 D	1812	270
Aygo 1.0	1545	258
Aygo 1000, 1KRFE	1925	275
Bandeirante	0025	217
Bandeirante MBB-OM314	0034	217
Bandeirante MBB-OM 314	0105	220
Bandeirante	1221	255
Bandeirante (MBB-OM 314)	1364	256
Bandeirantes OM 364	1638	262
Camry	0947	246
Camry 2.0 D TURBO	1097	251
Camry	1170	253
Camry 1.8 / 2.0 / 2.2i / 3.0 V6	1211	255
Camry 4 cil 2.0L 1998cc	1555	259
Camry 4 cil 2.0L 1998cc 122cid	1555	259
Camry 6 cil 2.5L 2508cc	1555	259
Camry	1722	266
Camry 1.8 - 2.0	9186	279
Camry 4 cil 2.0L 1998cc	9502	279
Camry 4 cil 2.0L 1998cc 122cid	9502	279
Camry 6 cil 2.5L 2508cc	9502	279
Camry 4 cil 2.0L 1998cc	9506	280
Camry 4 cil 2.0L 1998cc 122cid	9506	280
Camry 6 cil 2.5L 2508cc	9506	280

Toyota	Nº ZEN	Pg.
Camry 1.8 / 2.0 / 2.2 / 2.5 V6 / 3.0 V6	12609	281
Carina 1.4, 1.6, 2.0	0140	221
Carina 1.4, 1.6	0184	221
Carina 1.6, 2.0	0327	225
Carina 1.9L 1858cc 113cid	0353	226
Carina	0947	246
Carina	1170	253
Carina	1722	266
Carina E T19 2.0 D CT190	9678	280
Carina E Saloon T19 2.0 D CT190	9678	280
Carina II 1.6	0809	241
Carina II 2.0i	1211	255
Carina II 1.8 - 2.0	9186	279
Carina II 2.0i	12609	281
Celica 1.4, 1.6, 2.0, 2.2, 2.3	0140	221
Celica 1.4, 1.6	0184	221
Celica 1.6, 2.0	0327	225
Celica 1.6 GT 16V	0809	241
Celica	0947	246
Celica 2.0 GT /2.0 GTi / 2.0 Turbo	1211	255
Celica 4 cil 2.0L 1998cc	1555	259
Celica 4 cil 2.0L 1998cc 122cid	1555	259
Celica 4 cil 2.2L 2164cc	1555	259
Celica	1720	265
Celica	1722	266
Celica 4 cil 2.0L 1998cc	9502	279
Celica 4 cil 2.0L 1998cc 122cid	9502	279
Celica 4 cil 2.2L 2164cc	9502	279
Celica 4 cil 2.0L 1998cc	9506	280
Celica 4 cil 2.0L 1998cc 122cid	9506	280
Celica 4 cil 2.2L 2164cc	9506	280
Celica GT 2.0	12609	281
Celica GTi 16 V	12609	281
Celica L4 1.9L 1858cc 113cid	0353	226
Celica L4 1.9L 1898cc	0353	226
Celica L4 2.0L 1968cc	0353	226
Celica L4 2.0L 1968cc 120cid	0353	226
Celica L4 2.2L 2189cc	0353	226
Celica Turbo 2.0	12609	281
Coaster	1830	271
Colt	0361	226
Conquest	0918	245
Copain 1.0	0184	221
Corolla	0140	221
Corolla 1.2, 1.3, 1.4, 1.6	0184	221
Corolla	0327	225
Corolla 1.9L 1858cc	0353	226
Corolla	0475	229
Corolla	0498	230
Corolla 1.3	0809	241
Corolla 1.6	0809	241
Corolla 1.6 Gti 16V	0809	241
Corolla	0818	241
Corolla 1.3	0841	242
Corolla 1.3 e 1.6 8T	0874	243
Corolla	0918	245
Corolla	0947	246

Toyota	Nº ZEN	Pg.
Corolla	0998	248
Corolla 1.8 D, 2.0 D	1097	251
Corolla 2.0 Diesel	1155	252
Corolla Diesel	1170	253
Corolla 1.4 - 1.6 VV T - I	1547	258
Corolla 1.8i 16v	1547	258
Corolla	1720	265
Corolla	1722	266
Corolla	1813	270
Corolla 2.0	1875	272
Corolla 2.0 D-4D	1884	273
Corolla 2.2 D-4D	1884	273
Corolla 1.8 - 2.0	9186	279
Corolla E10 2.0 D CE100	9678	280
Corolla E11 2.0 D CE110	9678	280
Corolla Compact E10 2.0 D CE100	9678	280
Corolla Compact E11 2.0 D CE110	9678	280
Corolla Liftback E10 2.0 D CE100	9678	280
Corolla Liftback E11 2.0 D CE110	9678	280
Corolla Verso 2.2 D-4D	1884	273
Corolla Wagon E10 2.0 D CE100	9678	280
Corolla Wagon E11 2.0 D CE110	9678	280
Corona 1.4, 1.6, 1.8, 1.9, 2.0, 2.2, 2.3, 2.6	0140	221
Corona 1.4, 1.6	0184	221
Corona 1.6, 1.8, 2.0, 2.3	0327	225
Corona	1170	253
Corona L4	0353	226
Corona L4 1.9L 1897cc 116cid	0353	226
Corona L4 1.9L 1898cc	0353	226
Corona L4 2.0L 1968cc	0353	226
Corona L4 2.0L 1968cc 120cid	0353	226
Corona L4 2.2L 2189cc	0353	226
Coupe 1.6 GT16V	0809	241
Cressi DA	0361	226
Crown	0140	221
Crown	0327	225
Crown	0353	226
Crown	1813	270
Delta Hi Ace	0327	225
Dyna	0140	221
Dyna	0947	246
Dyna	1722	266
Echo P1 1.4 D-4D	9678	280
Especial/Special	0376	226
Etios	0809	241
Etios Diesel	1816	270
Europe Car Celica 2000	0353	226
Europe Car Corona 1500	0353	226
Europe Car Corona 1600	0353	226
Europe Car Corona 1700	0353	226
Europe Car Corona 1800	0353	226
Europe Car Corona 1900	0353	226
Europe Car Corona 2000	0353	226
Fielder	0998	248
Fielder 1.8 16V	1547	258
FJ 60	0140	221
FJ 60	0353	226

Toyota	Nº ZEN	Pg.
Fortuner	1813	270
Fortuner	1841	271
Galant	0361	226
HDB50	1830	271
HDB51	1830	271
Hi Ace	0140	221
Hiace	0841	242
Hiace	1813	270
Hiace 2000	0353	226
Hiace I Box H10 2.2 D LH20-30	9678	280
Hiace II Box H20 2.4 D	9678	280
Hiace III Box H50 2.4 D 4WD	9678	280
Hiace III Wagon H50 2.4 D, 2.4 D 4WD	9678	280
Hiace IV Box 2.4 D LXH12, LXH22, 2.4 TD 4WD LXH18, LXH28	9678	280
Hiace IV Wagon 2.4 D, 2.4 TD LXH12, LXH22, 2.4 TD 4WD H18/28	9678	280
Hilux	0140	221
Hilux	0327	225
Hilux 2.8 Diesel	0921	245
Hilux	0947	246
Hilux 2.8	0954	246
Hilux 2.7	0998	248
Hilux 2.8 D	1215	255
Hilux	1555	259
Hilux 2.5 / 2.8	1562	259
Hilux	1722	266
Hilux	1813	270
Hilux	1841	271
Hilux	1914	274
Hilux 2.8 4x4	1919	275
Hilux SW4 2.8 4x4	1919	275
Hilux 2.8	9678	280
Hilux 2000	0353	226
Hilux II Pickup N 2.4 D, 2.4 D 4WD, 2.4 TD 4WD	9678	280
Hilux SW 4 3.0	1097	251
HZB40	1830	271
Ipsum	1555	259
JR 7	0947	246
JR 7	1722	266
Kijang Innova	1813	270
L -2L	0921	245
Land Cruiser 4.7	0818	241
Land Cruiser 2.8 Diesel	0921	245
Land Cruiser	1215	255
Land Cruiser 4.20 D (HZJ80)	1830	271
Land Cruiser 4.20 TD (HDJ80)	1830	271
Land Cruiser Bundera J7 2.4 D LJ70, 2.4 TD LJ70, LJ73, 2.4 TD LJ70	9678	280
Land Cruiser Hardtop J7 2.4 TD LJ77	9678	280
Land Cruiser L6 4.5L 4477cc	0816	241
Land Cruiser Prado	1813	270
Landcruiser 3.0 TD - D-4D	1097	251
Lite Ace	0184	221
Lite- Ace 2.0 D	1097	251
Lite-Ace 1.5	0809	241
Liteace 1.5	0841	242
Mark2	0140	221

Toyota	Nº ZEN	Pg.
Mark2	0327	225
MR 2	0947	246
MR 2	1722	266
MR-2 1.6 GT	0809	241
MR-2 2.0	1211	255
MR2	9186	279
Passeo	0809	241
Pick Up	0184	221
Pick Up L4 2.0L 1968cc	0353	226
Picnic 2.0	1211	255
Picnic 2.0	12609	281
R-2 GT-Turbo 2.0	12609	281
RAV 4 III 2.2 D-4D	1884	273
RAV-4 2.0	1211	255
RAV-4 2.0	12609	281
Sprinter 1.6	0140	221
Sprinter	0184	221
Sprinter 1.6	0327	225
Sprinter 1.3L 1290cc	0353	226
Starlet 1.0, 1.2	0184	221
Starlet	0498	230
Starlet 1.0 / 1.2 / 1.3	0809	241
Starlet L4 1.5L 1452cc	0353	226
Tacoma	0818	241
Tagora TD	0406	227
Tercel	0809	241
Tercel	0947	246
Tercel	1722	266
Tercel 1300	0353	226
Tercel 1500	0353	226
Tercel L4 1.5L 1452cc 3AC	0353	226
Tercel L4 1.5L 1456cc 3E	0353	226
Tercel L4 1.9L 1858cc 113cid	0353	226
Toyoace	0549	231
Truck Pick Up L4	0353	226
Truck Pick Up L4 1.9L 1858cc	0353	226
Truck Pick Up L4 1.9L 1897cc 116cid	0353	226
Truck Pick Up L4 1.9L 1898cc	0353	226
Truck Pick Up L4 2.0L 1968cc 120cid	0353	226
Truck Pick Up L4 2.2L 2189cc	0353	226
Twin Cam 1.6 GT16V	0809	241
Yares	0809	241
Yares	0830	242
Yaris Verso NC/LP2 1.4 D-4D NLP22	9678	280

Tramontini	Nº ZEN	Pg.
Trator T3230-2 1.8 32CV	1929	275
Trator T3230-4 1.8 32CV	1929	275
Trator T5045-2 2.5 50CV	1929	275
Trator T5045-4 2.5 50CV	1929	275
Trator T3230 4 Série Brasil	1633	261
Trator T5045 4 Série Brasil	1633	261
Tratores Tramontini	1744	266
Tratores Tramontini TR18	1753	267

Triumph	Nº ZEN	Pg.
2000	0412	227
2500	0412	227

Triumph	Nº ZEN	Pg.
Dolomite	0170	278
Dolomite	0171	278
Spitfire	0170	278
Spitfire	0171	278
Toledo	0170	278
Toledo	0171	278
TR 6	0412	227
Troller	Nº ZEN	Pg.
T4 MWM	1063	250
T4	1550	258
T4	1635	261
TVR	Nº ZEN	Pg.
3000	0412	227
Vixen	0412	227
Vixen 1300	0380	278
Universal	Nº ZEN	Pg.
Engine Marine 5421 Kubota D850 21 HP, 3 cil Dsl	0353	226
Engine Marine M25 Kubota D850 21 HP, 3 cil Dsl	0353	226
Engine Marine M25 XP Kubota D950 23HP, 3 cil Dsl	0353	226
Engine Marine M25 XPA Kubota D950 23HP, 3 cil Dsl	0353	226
Ursus	Nº ZEN	Pg.
C-330M/335 S312C	1600	260
C-360 S4003	1600	260
Vagan	Nº ZEN	Pg.
Especial/Special	1509	257
Valmet	Nº ZEN	Pg.
10	0028	217
101	0366	226
102	0366	226
103	0366	226
103 104SU	0312	224
104SU	0366	226
1051	0312	224
1051	0366	226
1052	0312	224
1052	0366	226
1053	0312	224
1053	0366	226
1054	0312	224
1054SU	0366	226
1056SU	0312	224
1056SV	0312	224
11	0028	217
110 225-6 5.7	1073	251
110ID MWM-D 225-6	0028	217
110ID Com Motor MWM D 225-3, 4, 6	1076	251
110ID	1364	256
110KVA	0087	278
112	0366	226
112 113DAN	0312	224
113DAN	0366	226
115KVA	0087	278
118	1364	256

Valmet	Nº ZEN	Pg.
118 D229-6 5.9	1073	251
118 PID A 229-6 TV Alc. 5.9	1073	251
12.5	0366	226
125KVA	0087	278
128	1364	256
128 4X4 D 229-6 VS	1073	251
128 4X4 PID A 229-6 Alcool	1073	251
128 D229-6 VS 5.9	1073	251
138	1364	256
138/4 Turbo	1364	256
148	1364	256
15	0028	217
15	0366	226
150KVA (V1308)	0087	278
18	0366	226
195	0366	226
198	0366	226
20	0366	226
20KVA	0447	228
22	0028	217
24	0366	226
25	0366	226
295	0366	226
298	0366	226
30	0028	217
30	0366	226
32.5	0366	226
35	0028	217
395SV	0312	224
395SV	0366	226
50DA	0028	217
62ID MWM-D 225-3	0028	217
62ID Com Motor MWM D 225-3, 4, 6	1076	251
65ID MWM-D 225-3	0028	217
65ID Com Motor MWM D 225-3, 4, 6	1076	251
68	0028	217
68 Cafeeiro	0028	217
68 Especial MWM-D 229-3	0028	217
685 Com Motor MWM D 225-3, 4, 6	1076	251
78	1364	256
85ID MWM-D 229-3	0028	217
85ID Com Motor MWM D 225-3, 4, 6	1076	251
85ID	1364	256
88	1364	256
880	1364	256
885	0392	226
980	1364	256
A 75N/A75L 33 DTA 3.3	1701	264
A 85N/A85L 44DT/33DTA 4.4	1701	264
A 95N/A95L 44DT/33DTA 4.4	1701	264
Especial/Special	0485	230
HR392A	0447	228
HR488 HT2	0366	226
HR488H	0447	228
HR488HT	0447	228
HR488HTA	0447	228
HR492A	0447	228

Valmet	Nº ZEN	Pg.
HR492AT	0378	226
HR492HT	0447	228
HR688H	0378	226
HR688H	0392	226
HR688HT	0378	226
HR688HT	0392	226
HR692HT	0378	226
HT9	0447	228
T1054SU	0366	226
Trator MWM 3, 4 e 6 cil	0085	219
Trator	1059	250
Trator	1224	255
Trator 110ID	0105	220
Trator 118	0105	220
Trator 1180	0557	231
Trator 1180S com motor Valtra (importado)	0392	226
Trator 128	0105	220
Trator 1280	0557	231
Trator 138	0105	220
Trator 138/4 turbo	0105	220
Trator 1380S com motor Valtra (importado)	0392	226
Trator 148	0105	220
Trator 1680S com motor Valtra (importado)	0392	226
Trator 68	0496	230
Trator 68 Cafeeiro	0496	230
Trator 68 Especial	0496	230
Trator 78	0105	220
Trator 85ID	0105	220
Trator 88	0105	220
Trator 880	0105	220
Trator 885	0557	231
Trator 885S com motor Valtra (importado)	0392	226
Trator 980	0105	220
Trator 985	0378	226
Trator 985	0557	231
Trator 985S com motor Valtra (importado)	0392	226
Trator Série 1180 com motor Cummins 6B 5.9	0497	230
Valtra	1060	250
Valtra 785	1073	251
Zetor	0902	244

Valtra	Nº ZEN	Pg.
255 320D	1600	260
355 320D	1600	260
365S 320DS Turbo	1600	260
44 DT, ETA, EWA, DW 4.4	1698	264
455 320DS Turbo	1600	260
465 320DS Turbo	1600	260
504 310B 2.7	1600	260
565 320DS Turbo	1600	260
604 311C/CS 3.3	1600	260
6100 320DS Turbo	1600	260
6200 44DT 4.4	1698	264
620DSBIE 7.4	1600	260
6250 Hi 44DT 4.4	1698	264
6300 420 4.4	1600	260
6300 44DT 4.4	1698	264

Valtra	Nº ZEN	Pg.
6350 Hi 44DT 4.4	1698	264
6400 420DS/DW	1600	260
6400 44ET 4.4	1698	264
6550 Hi 44ET 4.4	1698	264
66 ETA 6.6	1698	264
6600 320DS Turbo/420DS	1600	260
665S 420D	1600	260
6750 420DWRIE 4.4	1600	260
6800 420DWI	1600	260
685	1699	264
6850 420DWRIE 4.4	1600	260
6850 Hi 44EWI 4.4	1698	264
685ATS	1699	264
6900	1698	264
74 ETA 8.4	1698	264
800	1600	260
8000 620D	1600	260
805	1600	260
805-4 TD44DS8(411DS8) 4.4	1600	260
8050	1600	260
8050 620 DS 6.6	1600	260
8100	1600	260
8150	1600	260
8200	1600	260
8350 620DSI	1600	260
84 ETA, DTA 8.4	1698	264
8400	1600	260
8400 620DS Turbo	1600	260
8450 620 DWRE 6.6	1600	260
8450 620DS Turbo	1600	260
8550 634DSRE 7.4	1600	260
8550,875 634DS Turbo	1600	260
865 420DS Turbo	1600	260
8950 634DSBIE	1600	260
900 420DSRE 4.4	1600	260
A650 Sisu 320D 3 Cil	1701	264
A750 Sisu 320DS 3 Cil	1701	264
A750L Sisu 420D 4 Cil	1698	264
A850 Sisu 320DS 3 Cil	1701	264
A85N/A85L 44DT 4.4	1698	264
A950 Sisu 420DS 4 Cil	1698	264
A95N/A95L 44DT 4.4	1698	264
A990 Sisu 420DS 4 Cil	1698	264
All Models	1600	260
BC4500 Sisu 620DS 6 Cil	1698	264
BF65 Sisu 320D 3 Cil	1701	264
BF75 Sisu 320DS 3 Cil	1701	264
BH145 Sisu 620DS 6 Cil	1698	264
BH165 Sisu 620DS 6 Cil	1698	264
BH180 Sisu 620DS 6 Cil	1698	264
BH180i Sisu 620DSA 6 Cil	1698	264
BH205i Sisu 620DSA 6 Cil	1698	264
BM100 Sisu 420DS 4 Cil	1698	264
BM110 Sisu 420DS 4 Cil	1698	264
BM125i Sisu 420DSA 4 Cil	1698	264
BT150 Sisu 620DS 6 Cil	1698	264
BT170 Sisu 620DS 6 Cil	1698	264

Valtra	Nº ZEN	Pg.
BT190 Sisu 620DSA 6 Cil	1698	264
BT210 Sisu 620DSA 6 Cil	1698	264
C100 420DS Turbo	1600	260
C15,C20 420DS	1600	260
C200 420DS	1600	260
Mega 8050 620D	1600	260
Mega 8150 620D	1600	260
Mega 8550 620DS	1600	260
Mega 8750 634 DA, DS	1600	260
Motores M100R	1726	266
S260 645DSBAE 8.4	1600	260
S280 84ETA 8.4	1698	264
Trator	1678	263
Trator	1726	266
X120 420DWRIE 4.4	1600	260

Vauxhall	Nº ZEN	Pg.
Astra D	0474	229
Astra F Estate 1.7L T DSL	1556	259
Cavalier D	0474	229
Corsa 1.0 12V	1619	261
Corsa 1.2 16V	1619	261
Corsa 1.4 16V	1619	261
Corsa 1.6i	1619	261
Corsa 1.8 16V	1619	261
Cresta	0412	227
Especial/Special	1056	250
Firenza	0412	227
Magnum	0412	227
Magnum 1800	1188	253
Magnum 2300	1188	253
Omega 2.0 - 2.2 DTH	1109	252
Vectra 2.0 - 2.2 DTH - DTL	1109	252
Vectra B 1.7L T DSL	1556	259
Victor	0170	278
Victor	0171	278
Victor	0412	227
Victor FD 2000	1188	253
Victor FE 1800	1188	253
VX 1800-2300 M35	1188	253
Zafira 2.0 - 2.2 DI - DTI 1.6	1109	252

Versatile	Nº ZEN	Pg.
330	0205	222

VM	Nº ZEN	Pg.
DM 188	1065	250

Volga	Nº ZEN	Pg.
Motores 402	1175	253

Volkswagen	Nº ZEN	Pg.
11130	1073	251
12.170 BT 6BTAA	1691	264
13130	1073	251
13170 6BTAA	1691	264
13190 6BTAA	1691	264
14.170 BT 6BTAA	1691	264
1500 1.8	0714	237

Volkswagen	Nº ZEN	Pg.
15170 6BTAA	1691	264
16.170 6C	1691	264
16200 motor cummins	0497	230
16200 6BTAA	1691	264
17210	1090	251
17210 6BTAA	1691	264
24280 Motor Man	1921	275
26260	12972	282
6.80 com motor Perkins	0024	217
6.90	1073	251
7.90	1073	251
7110	1073	251
81	0025	217
Amarok 2.0 BiTDI	1768	268
Amarok 2.0 BiTDI 4motion	1768	268
Amarok 2.0 TDI	1768	268
Amarok 2.0 TDI 4motion	1768	268
Amazon Diesel	0420	227
Apollo	0753	238
Apollo Classic	0469	229
Apollo GL, GLS AP 1.8	0323	225
Beetle 2.0	0729	237
Beetle 1.9 TDI	0937	245
Beetle 2.0	1069	250
Beetle	1632	261
Beetle L4 2.0L 1984cc 121cid	1891	273
Bora 1.9 TDI	0937	245
Bora 1.8 T	1017	248
Bora 2.3 V5 4 Motion	1017	248
Bora 1.6, 2.0	1108	251
Bora 1.6 FSI	1632	261
Bora 2.0 FSI	1632	261
Bora 1.9 TDI	1655	262
Bora 1.6 Non-Turbo Gas (BWG)	1891	273
Bora 1.6 Non-Turbo Gas (BWH)	1891	273
Bora 1.6 Non-Turbo Gas (CLS)	1891	273
Bora 2.0 Non-Turbo, Gas (CEN)	1891	273
Bora 1.4 16V- 1.6 - 1.9 SDI - TDI - 2.3 V5-4motion	1926	275
Brasilia 1.3 e 1.6 álcool e gasolina	0065	218
Brasilia	0192	222
Brasilia refrigerada a ar	0294	224
Brasilia refrigerado a ar	0328	225
Bus/Eurovan 1.9 L	0937	245
Cabrio, GTD, GTI	0579	232
Cabriolet Carat L4 1.8	0579	232
Cabriolet Carat L4 1.8 gasolina	0579	232
Cabriolet Classic L4 1.8 gasolina	0579	232
Cabriolet Etienne Aigner L4 1.8 gasolina	0579	232
Caddy	0932	245
Caddy Diesel	1133	252
Caddy 1.4	1632	261
Caddy III 1.9 TDI	1910	274
Caddy I 1.6 D	1926	275
Caddy II 1.7 SDI - 1.9 D - SDI - TDI	1926	275
Caddy III 1.9TDI	1856	272
Caddy III 1.6 TDI START/STOP	1824	270
Caddy III 1.6 TDI START/STOP	1826	270

Volkswagen	Nº ZEN	Pg.
Caddy III 2.0 SDI	1823	270
California 1896ccm AXB 1.9 TDI	1814	270
California 1896ccm AXC 1.9 TDI	1814	270
California 1896ccm BRR 1.9 TDI	1814	270
California 1896ccm BRS 1.9 TDI	1814	270
Caminhão MWM X10	0748	238
Caminhão MWM	1092	251
Caminhão	1523	258
Caminhão Cummins B Eletrônico	1623	261
Caminhão 13.210 Cummins 6 cil Turbo	0625	234
Caminhão 13.210 Cummins 6 cil Turbo	1190	254
Caminhão 13180 MWM	1090	251
Caminhão 13190 MWM	1091	251
Caminhão 14.210 Cummins 6 cil Turbo	0625	234
Caminhão 14.210 Cummins 6 cil Turbo	1190	254
Caminhão 14170 CUM-6 CT 8,3lts (Eq. primario)	1190	254
Caminhão 14210 CUM-6 CT 8,3lts (Eq. primario)	1190	254
Caminhão 15-160	12682	285
Caminhão 15190 MWM	1091	251
Caminhão 16170 CUM-6 CT 8,3lts (Eq. primario)	1190	254
Caminhão 16210H turbo Charger CUM-6 CT 8,3lts (Eq. primario)	1190	254
Caminhão 16220H turbo Charger CUM-6 CT 8,3lts (Eq. primario)	1190	254
Caminhão 22.210 Cummins 6 cil Turbo	0625	234
Caminhão 22.210 Cummins 6cil. Turbo	1190	254
Caminhão 24220 CUM-6 CT 8,3lts (Eq. primario)	1190	254
Caminhão 26260	1661	262
Caminhão 5140	1736	266
Caminhão 6.80 Perkins	1359	256
Caminhão 8150	1736	266
Caminhão Constellation 24.250	1604	260
Caminhão e ônibus 17210 MWM	1091	251
Caminhão P100501, P100502 Cummins série C - 12/24V 12D	0624	234
Caminhão VW11.130	0105	220
Caminhão VW13.130	0105	220
Caminhão VW14.170	0089	278
Caminhão VW14.170	0122	284
Caminhão VW14.170	0133	220
Caminhão VW14.210	0089	278
Caminhão VW14.210	0122	284
Caminhão VW14.210	0133	220
Caminhão VW16.170	0089	278
Caminhão VW16.170	0122	284
Caminhão VW16.170	0133	220
Caminhão VW16.210	0089	278
Caminhão VW16.210	0122	284
Caminhão VW16.210	0133	220
Caminhão VW6.90	0105	220
Caminhão VW7.110S	0105	220
Caminhão VW7.90S	0105	220
Caminhões Motor MWM Serie X-10 e 229	1784	268
Caminhões 17-220, 17-310, 23-210, 23-220, 23-310, 24-220, 26-220, 26-260, 26-310 com motor Cummins 6CTAA 8.3 litros	1809	269
Caminhões 17-250E, 24-250E Com Motor Cummins ISB 4 e 6 cil	1679	263

Volkswagen	Nº ZEN	Pg.
Caminhões 17-250E, 24-250E Com Motor Cummins ISB 4 e 6 cil	1805	269
Caminhões 17220, 17310, 23210, 23220, 23310, 24220, 26220, 26260, 26310 com motor Cummins 6CTAA 8.3 litros	13130	282
Caminhões 18-310, 19-320, 31-320	1809	269
Caminhões 18.310 Titan Tractor	1809	269
Caminhões 31-370, 25-370, 19-370 com motor 9,3 litros internacional	1809	269
Caminhões 31370, 25370, 19370 com motor 9,3 litros internacional e 18310, 19320, 31320	13130	282
Caminhões 8-150 Eletr Delivery Puls, 9-150E, 10-150E, 13-180E, 15-190E	1679	263
Caminhões 8-150 Eletr Delivery Puls, 9-150E, 10-150E, 13-180E, 15-190E	1805	269
Caminhões 9-150 Eletr Delivery Com Motor Cummins	1679	263
Caminhões 9-150 Eletr Delivery Com Motor Cummins	1805	269
Caminhões com Motores Cummins	12688	285
Caminhões constellation 13-180, 15-180, 17-260, 26-260E, 31-260E Motor MWM Eletrônico 4 e 6 Cilindros	1679	263
Caminhões constellation 13-180, 15-180, 17-260, 26-260E, 31-260E Motor MWM Eletrônico 4 e 6 Cilindros	1805	269
Caminhões Worker 8-120 EuroII e III. 13-180 Euro II e III, 15-180 Euro III.17-18 Motor MWM 4 e 6 cilindros	1679	263
Caminhões Worker 8-120 EuroII e III. 13-180 Euro II e III, 15-180 Euro III.17-18 Motor MWM 4 e 6 cilindros	1805	269
Carat	0467	229
Caravelle 1.9	0937	245
Caravelle 2.5 e 2.8 TDI	1655	262
CC L4 2.0L 1984cc 121cid	1891	273
CC 1.8 TSI START/STOP	1826	270
Chassi VW7.90CE	0105	220
Chassi VW7.90CO	0105	220
Chassi VW7.90S	0105	220
Chassi VW7.90S, VW7.90CE, VW7.90CO	1364	256
City Golf 1.6	12690	285
Combi Enfriada por Água	0703	237
Constellation com motor Cummins ISC 8,3 litros	13130	282
Corrado 2.9	0900	244
Corrado 2.9 VR6	1926	275
Corrado SLC V6 2.8 gasolina	0579	232
Corrado V6 V6 2.8 gasolina	0579	232
Crafter 2.0 TDI START/STOP	1824	270
Cross Up! 1.0 EA211	1934	276
Crossfox 1.6 EA211	1934	276
Dasher 1.5 D	0068	219
Delivery 5.150, 8.160 e 9.160 3.8L Com Motor Cummins ISF (Euro V)	1679	263
Delivery 5.150, 8.160 e 9.160 3.8L Com Motor Cummins ISF (Euro V)	1805	269
Derby	0068	219
Derby	0482	229
Eos 2.0 FSI	1685	264
Eos 2.0 TFSI - 2.0 TDI 16V - 3.2 V6	1856	272
Eos L4 2.0L 1984cc 121cid	1891	273
EOS 1.4 TSI START/STOP	1826	270
Especial/Special	12956	281
Eurovan	0639	234
Eurovan	0937	245

Volkswagen	Nº ZEN	Pg.
Eurovan Camper L5 2.5 gasolina	0579	232
Eurovan CL L5 2.5 gasolina	0579	232
Eurovan CV L5 2.5 gasolina	0579	232
Eurovan GL L5 2.5 gasolina	0579	232
Eurovan GLS L5 2.5 gasolina	0579	232
Eurovan MV	0579	232
Eurovan MV L5 2.5 gasolina	0579	232
Fox	1069	250
Fox	1468	256
Fox	1534	258
Fox	1712	265
Fox 1.0 (motor 3 cilindros)	1803	269
Fox 1.0 e 1.6	1893	273
Fox 1.0 e 1.6 EA211	1934	276
Furgão	0605	233
Fusca 1.6 (mod 94)	0065	218
Fusca 1200	0006	217
Fusca 1300	0006	217
Fusca Sedan 1.2	0006	217
G. IZQ. VW Sudafrica	12687	285
G2 2.0 Mi	12841	285
G31.8 2.0 Mi	12841	285
G4	1534	258
G5	1534	258
Gacel GL e GS Carat	0443	228
Gacel GL, GS	0467	229
Gol 1.3 e 1.6 álcool e gasolina	0065	218
Gol 1.6, 1.8, 2.0, C, CL, GL	0068	219
Gol 1.0i	0108	220
Gol 1.6	0108	220
Gol 1.8i	0108	220
Gol 1.8 a gasolina, álcool	0293	224
Gol refrigerado a ar	0294	224
Gol refrigerado a ar	0328	225
Gol	0467	229
Gol	0482	229
Gol 1.6 D	0866	243
Gol	1133	252
Gol 1.8	1223	255
Gol	1534	258
Gol 1.0 EA111	1893	273
Gol 1.6	1893	273
Gol 1.6 EA211	1934	276
Gol 2.0 Mi	12841	285
Gol 1000 Mi AP/AT	0933	245
Gol AP 1.6 Mi, 1.8 Mi e 2.0 Mi - 8V e 16V	0942	246
Gol Argentino	0742	238
Gol C, CL, GL refrigerado a água	0329	225
Gol G2 1.8 Mi	0866	243
Gol G2 2.0 Mi	0866	243
Gol G2 2.0i	0866	243
Gol G2 2.0 Mi	0925	245
Gol G2 1.0 Mi	0933	245
Gol G2 1.0 Mi 16V	0933	245
Gol G2 1.6 Mi	0942	246
Gol G2 1.0 Mi	1222	255
Gol G2 1.8 Mi, 2.0Mi, 2.0i	12681	285

Volkswagen	Nº ZEN	Pg.
Gol G3	0866	243
Gol G3 1.6 MI	0925	245
Gol G3 1.8 MI	0925	245
Gol G3 2.0 MI	0925	245
Gol G3 1.0 MI	0933	245
Gol G3 1.0 MI 16V	0933	245
Gol G3 1.6	1177	253
Gol G3 1.0 16V Turbo	1222	255
Gol G3 1.0 MI	1222	255
Gol G3 1.0 MI 16V	1222	255
Gol G4	1741	266
Gol G5	1468	256
Gol G5	1712	265
Gol GTI	0579	232
Gol GTI 16V	0745	238
Gol GTI 16V	0925	245
Golf 1.1, 1.3	0068	219
Golf 1.5 D	0323	225
Golf 1.1, 1.3	0482	229
Golf 1.6, 1.8, Diesel	0579	232
Golf Turbo diesel	0619	234
Golf 1.8	0799	240
Golf 1.8	0900	244
Golf	0932	245
Golf	0933	245
Golf 2.0	0937	245
Golf	0972	247
Golf 1.8	1069	250
Golf 2.0	1069	250
Golf	1468	256
Golf 1.6	1534	258
Golf	1632	261
Golf 1.4 16V - 1.4 FSI - 1.6 FSI - 2.0 FSI	1632	261
Golf 1.9 TDI	1655	262
Golf	1712	265
Golf IV - V 3.2 R32 4motion	1856	272
Golf V - VI 1.9 TDI - 2.0 TDI - 16V - 4motion	1856	272
Golf V - VI 1.4 - 16V - FSI - 1.6 FSI	1890	273
Golf 1.6 Non-Turbo Gas (CLR)	1891	273
Golf L4 2.0L 1984cc 121cid GAS	1891	273
Golf 1.6	1893	273
Golf IV 1.9 TDI - 4motion	1910	274
Golf V 2.0 FSI - 1.9 TDI - 4motion - 2.0TDI	1910	274
Golf I 1.5 D - 1.6 D - 1.6 TD	1926	275
Golf III 1.9 D - SDI - TD - GTD - TDI - Syncro	1926	275
Golf III 2.0 - 2.8 VR6 - 2.9 VR6 Syncro	1926	275
Golf IV 1.4 16V - 1.6 - 2.3 V5 - 4motion	1926	275
Golf IV 1.9 SDI - TDI - 4motion	1926	275
Golf 1.4 EA211	1934	276
Golf 1.8, 1.8 G2, 1.8 G3	12690	285
Golf 4 Motion 1.8	1069	250
Golf A2	0702	236
Golf City L4 2.0L 1984cc 121cid	1891	273
Golf G2 1.8	0799	240
Golf G3 2.0 Syncro	0729	237
Golf G3 1.8	0799	240
Golf G3 1.9 TDI	0937	245

Volkswagen	Nº ZEN	Pg.
Golf G4 1.8	0729	237
Golf G4 1.4, 1.6, 1.8, 2.0	1108	251
Golf G4 1.4, 1.6, 1.8, 2.0 Variant	1108	251
Golf G4 1.8 GTI	1108	251
Golf G4 1.8 GTI Turbo	1108	251
Golf G4 GTI Turbo 1.8	1069	250
Golf G4 Variant 2.0	1069	250
Golf GTI 2.0	0799	240
Golf III 2.9 Syncro	0900	244
Golf IV 1.8 GTI Turbo	1017	248
Golf IV 2.8 V6	1017	248
Golf IV 1.9 TDI e 2.0 TDI	1823	270
Golf IV 3.2 R32 4Motion	1823	270
Golf V Touran 1.9 TDI e 2.0 TDI	1823	270
Golf VI 1.2 TFSI - 1.4 TSI START/STOP	1826	270
Golf VI 1.6 TDI - 4motion START/STOP	1826	270
Golf VI 1.6 TDI START/STOP	1824	270
Golf VII 1.2 TSI	1803	269
GTI L4 2.0L 1984cc 121cid	1891	273
HR 688 H	0316	224
HR 688 HT	0316	224
IM1200	0323	225
IM127	0323	225
IM1300	0323	225
IM1302	0323	225
IM1303	0323	225
IM1500	0323	225
IM1600	0323	225
IM181	0323	225
IM411	0323	225
IM412	0323	225
Jetta 1.1, 1.3, 1.7 (USA)	0068	219
Jetta	0323	225
Jetta 1.3	0482	229
Jetta 1.8, Diesel, INJ, TD	0579	232
Jetta Turbo diesel	0619	234
Jetta	1632	261
Jetta 2.0 Total Flex	1685	264
Jetta 2.0 TSI	1685	264
Jetta 2.5	1685	264
Jetta Variant 2.5	1685	264
Jetta L4 2.0L 1984cc 121cid	1891	273
Jetta L4 2.0L 1984cc 121cid GAS	1891	273
Jetta L4 2.0L 1984cc 121cid Naturally Aspirated	1891	273
Jetta L4 2.0L 1984cc 121cid Turbocharged	1891	273
Jetta III 2.0 FSI - 1.9 TDI - 2.0TDI	1910	274
Jetta I 1.6 D - 1.6 TD	1926	275
Jetta A2 Standard	0702	236
Jetta III 1.4 TSI - 1.9 TDI - 2.0 TDI - 16V	1856	272
Jetta IV 1.2 TSI - 1.6 TDI START/STOP	1826	270
K 70	0345	225
Karmann Ghia	0006	217
Karmann Ghia	0191	222
Karmann Ghia	0192	222
Karmann Ghia TC 1600	0065	218
Kombi 1.2	0006	217
Kombi 1.5, 1.6	0065	218

Volkswagen	Nº ZEN	Pg.
Kombi	0068	219
Kombi 1.2, 1.3, 1.5	0191	222
Kombi 1.2, 1.3, 1.5	0192	222
Kombi	0229	223
Kombi refrigerada a ar	0294	224
Kombi refrigerado a ar	0328	225
Kombi com motor Passat diesel	0348	225
Kombi	0428	228
Kombi	0482	229
Kombi	0605	233
Kombi Refrigerada a água	0989	247
Kombi	1712	265
Logus	0729	237
Logus	0753	238
Logus 1.6, 1.6i, 1.8, 1.8i, 2.0, 2.0i, 2.0Mi	12685	285
LT 28	0108	220
LT 31	0108	220
LT 35	0108	220
LT 40	0108	220
LT 45	0108	220
LT TD	0844	242
LT TD	9526	280
LT28	0228	223
LT28	0378	226
LT28	0392	226
LT28	0631	234
LT28	0857	243
LT31	0228	223
LT31	0378	226
LT31	0392	226
LT31	0631	234
LT31	0857	243
LT35	0228	223
LT35	0392	226
LT35	0631	234
LT35	0857	243
LT35D	0378	226
LT40	0228	223
LT40	0631	234
LT40	0857	243
LT45	0228	223
LT45	0631	234
LT45	0857	243
LT50 D Turbo	0631	234
LT50	0857	243
LT50D	0228	223
Lupo	1223	255
Lupo 1.0, 1.4L	1484	257
Lupo	1534	258
Lupo 1.4 TDI	1926	275
Motor MWM X10	1372	256
Multivan	0937	245
Multivan 2.0	1632	261
Multivan V 1.9 TDI	1910	274
Multivan 3.2 V6 4Motion	1823	270
Multivan V 2.0 TDI START/STOP	1826	270
New Beetle	0932	245

Volkswagen	Nº ZEN	Pg.
New Beattle 1.9 TDI	1856	272
New Beetle 1.8, 2.0	1108	251
New Beetle 1.9 TDI	1926	275
Ônibus	0748	238
Ônibus Cummins 6B Eletrônico 5.9	1604	260
Ônibus 16210 MWM	1092	251
Ônibus 17-230EOD/V-tronic e 17-260EOD/ V-tronic Motor MWM Eletrônico 4 e 6 Cilindros com Transmissão ZF	1679	263
Ônibus 17-230EOD/V-tronic e 17-260EOD/ V-tronic Motor MWM Eletrônico 4 e 6 Cilindros com Transmissão ZF	1805	269
Ônibus 17-320 E, 18-320 EVO, 19-360 E, 24-320E, 25-320E, 25-370E, 25-400E Todos com motor Cummins	1809	269
Ônibus 17210 MWM	1092	251
Ônibus 17220 MWM	1092	251
Ônibus 19320EOT - Quéops evolution com motor Cummins ISC 8,3 litros	13130	282
Ônibus 19320EOT Quéops evolution com motor Cummins ISC 8,3 litros	1809	269
Ônibus 8-150 ODC / FEB, 9-150 ODC Com Motor Cummins ISB 4 e 6 cil	1679	263
Ônibus 8-150 ODC / FEB, 9-150 ODC Com Motor Cummins ISB 4 e 6 cil	1805	269
Ônibus 8.120 OD Euro II e III Motor MWM 4 cilindros	1679	263
Ônibus 8.120 OD Euro II e III Motor MWM 4 cilindros	1805	269
Ônibus Bus	1372	256
Parati 1.5 e 1.6 C, CL, GL	0068	219
Parati	0860	243
Parati	0866	243
Parati	0933	245
Parati	1534	258
Parati 1.6, 1.8	12681	285
Parati 2.0 Mi	12841	285
Parati AP 1.6 Mi, 1.8 Mi e 2.0 Mi - 8V e 16V	0942	246
Parati C, CL, GL refrigerado a água	0329	225
Parati G2 1.8Mi, 1.8i, 2.0Mi, 2.0i	12681	285
Parati G3 1.6	1177	253
Parati G3 1.0 MI 16V	1222	255
Parati G3 1.0 MI 16V Turbo	1222	255
Parati G3 1.8Mi, 2.0Mi	12681	285
Parati GLS	0108	220
Parati III 1.8 MI e 2.0 MI	1223	255
Passat 1.3, D1.5, 1.5, 1.6	0068	219
Passat 1.6	0323	225
Passat refrigerado a água / 1.5, 1.6	0329	225
Passat Diesel turbo	0420	227
Passat	0474	229
Passat 1.6, 1.8	0482	229
Passat 1.6, 2.0	0900	244
Passat 2.9 Syncro	0900	244
Passat	0937	245
Passat 1.9 Diesel	0972	247
Passat 1.9 TDI	1067	250
Passat 2.5 TDI	1631	261
Passat 2.0 FSI	1685	264
Passat 2.0 TSI	1685	264
Passat 3.2 FSI - 3.6 R36 4motion	1856	272
Passat CC 1.9TDI - 2.0TDI - 16V - 4motion	1856	272
Passat L4 2.0L 1984cc 121cid	1891	273

Volkswagen	Nº ZEN	Pg.
Passat 1.9 TDI	1910	274
Passat 1.6 TD - 1.9 D - TD - TDI - Syncro/4motion	1926	275
Passat 2.0 - 2.3 VR5 - Syncro/4motion	1926	275
Passat 2.8 VR6 - 2.9 VR6 Syncro	1926	275
Passat 1.9 TDI	1930	275
Passat 2.0 (Importado)	12690	285
Passat 1.4 TSI - Eco/MultiFuel START/STOP	1826	270
Passat 1.6 TDI - 2.0 TDI START/STOP	1826	270
Passat 1.6 TDI e 2.0 TDI START/STOP	1824	270
Passat 1.8 TSI - ALLTRACK START/STOP	1826	270
Passat Alemão	0729	237
Passat Alemão	0799	240
Passat Alemão	0925	245
Passat Alemão	1619	261
Passat GTS Pointer 1.8 5cil. a álcool	0108	220
Pick Up 1.5, 1.6	0065	218
Pick Up 1.6	0068	219
Pick Up 1.2, 1.3, 1.5	0191	222
Pick Up 1.2, 1.3, 1.5	0192	222
Pick Up	0605	233
Pointer	0639	234
Pointer Audi 827 - 1.8 e 2.0	0860	243
Pointer 1.6, 1.6i, 1.8, 1.8i, 2.0, 2.0i, 2.0Mi	12685	285
Polo	0068	219
Polo Diesel 1.0, 1.3	0482	229
Polo	0639	234
Polo	0797	240
Polo	0932	245
Polo 1.9 TDI	0937	245
Polo	0972	247
Polo 1.0 16V	1069	250
Polo 1.6	1069	250
Polo 2.0	1069	250
Polo 1.6, 1.8	1108	251
Polo	1468	256
Polo 1.0, 1.4L	1484	257
Polo	1534	258
Polo 1.4 16V - 1.4 FSI	1632	261
Polo 2.0R WRC	1803	269
Polo 1.2 - 12V - TSI - 1.4 - 16V - FSI - 1.6 - 16V	1890	273
Polo 1.0 EA111	1893	273
Polo 1.6	1893	273
Polo 2.0 - 1.4 TDI - 1.9 TDI	1910	274
Polo 1.4 TDI - 1.6 - 1.9 SDI - TDI	1926	275
Polo 1.2 - TSI - 1.4 TSI START/STOP	1826	270
Polo 1.2 - TSI START/STOP	1826	270
Polo 1.2 TDI - 1.4 TDI - 1.6 TDI START/STOP	1826	270
Polo 1.2 TDI e 1.6 TDI START/STOP	1824	270
Polo Classic	0729	237
Polo Classic 2.0	0860	243
Polo Sedan 1.0 e 1.6	1893	273
Quantum 1.8 e 2.0 CL, GL, GLS	0108	220
Quantum	0474	229
Quantum 1.8 MI e 2.0 MI	1223	255
Quantum 1.8Mi, 1.8i, 2.0Mi, 2.0i	12681	285
Quantum 1.8, 2.0 Mi	12841	285
Quantum Mi 1.8, 2.0	0866	243

Volkswagen	Nº ZEN	Pg.
R32 V6 3.2L 3189cc 195cid	1891	273
Rabbit 1.7	0068	219
Rabbit diesel	0323	225
Santana 1.8 e 2.0 CL, GL, GLS	0108	220
Santana 1.8 a gasolina, álcool	0293	224
Santana Diesel turbo	0420	227
Santana	0467	229
Santana	0474	229
Santana	0482	229
Santana 1.8 Mi e 2.0 Mi	1223	255
Santana 1.8Mi, 1.8i, 2.0Mi, 2.0i	12681	285
Santana 1.8, 2.0 Mi	12841	285
Santana Mi	0866	243
Satation Wagon Diesel (USA) 1.6	0482	229
Saveiro 1.6 álcool e gasolina	0065	218
Saveiro 1.6 CL, GL	0068	219
Saveiro 1.8 álcool e gasolina	0108	220
Saveiro 1.8 a gasolina, álcool	0293	224
Saveiro refrigerado a ar	0294	224
Saveiro refrigerado a ar	0328	225
Saveiro Diesel	0348	225
Saveiro	0866	243
Saveiro	1534	258
Saveiro	1712	265
Saveiro 1.6	1893	273
Saveiro 1.6 EA211	1934	276
Saveiro 1.8	12681	285
Saveiro AP 1.6 Mi, 1.8 Mi e 2.0 Mi - 8V e 16V	0942	246
Saveiro CL, GL, refrigerado a água	0329	225
Saveiro G2 1.6Mi, 1.8 Mi, 2.0Mi	12681	285
Saveiro G3 1.6	1177	253
Saveiro G3 1.6Mi, 1.8 Mi, 2.0Mi	12681	285
Saveiro G3 1.6/1.8/2.0 Mi	12841	285
Saveiro III 1.8 Mi e 2.0 Mi	1223	255
Scirocco 1.1, 1.3, 1.6, 1.7 (USA)	0068	219
Scirocco	0323	225
Scirocco	0482	229
Scirocco 2.0 TDI	1856	272
Scirocco 1.4 TSI START/STOP	1826	270
Sedan 1.3 e 1.6 álcool e gasolina	0065	218
Sedan 1.2, 1.3, 1.5	0191	222
Sedan 1.2, 1.3, 1.5	0192	222
Sedan 1.3, 1.5, 1.6 refrigerado a ar	0294	224
Sedan refrigerado a ar / 1.3, 1.5, 1.6	0328	225
Sedan 1200	0131	220
Sedan 1300	0131	220
Sedan 1500	0131	220
Sedan 1600	0131	220
Senda Diesel	0348	225
Senda	0467	229
Senda	0866	243
Senda Saveiro	1133	252
Sharan 2.8	0900	244
Sharan 1.9 TDI	0937	245
Sharan 1.8 T 20V	1017	248
Sharan 1.8T, 2.0	1108	251
Sharan 1.9 TDI	1655	262

Volkswagen	Nº ZEN	Pg.
Sharan 2.8 VR6 - Syncro - 1.9 TDI	1926	275
Syncro	0579	232
SP1	0065	218
SP1	0191	222
SP1	0192	222
SP2	0065	218
SP2	0191	222
SP2	0192	222
Spacefox	1712	265
Spacefox 1.6	1893	273
Spacefox 1.6 EA211	1934	276
Syncro 4 Motion	1631	261
T-Cross 1.0 e 1.4	1934	276
Taro	1215	255
TC1600	0065	218
TC1600	0191	222
TC1600	0192	222
Tiguan 2.0 TSI 4Motion	1685	264
Tiguan L4 2.0L 1984cc 121cid	1891	273
Titan	1523	258
Titan Cummins C	1603	260
Titan	1785	268
Titan Tractor com motor Cummins ISC 8,3 litros	13130	282
Titan Tractor e comstellation com motor Cummins ISC 8,3 litros	1809	269
TL 2.4 diesel	0851	242
TL1600	0065	218
TL1600	0191	222
TL1600	0192	222
Touareg	1223	255
Touran 1.6 - 1.6 FSI - 2.0 FSI	1632	261
Touran 1.9 TDI - 2.0 TDI - 16V	1856	272
Touran 2.0 FSI - 1.9 TDI - 2.0 TDI	1910	274
Touran 1.6 TDI START/STOP	1824	270
Touran 1.6 TDI START/STOP	1826	270
Transporter 1.2	0119	220
Transporter 1.5, 1.6	0131	220
Transporter 1.6, 1.9, 2.0	0229	223
Transporter 1.3, 1.7, 1.8	0323	225
Transporter 1.6 Diesel	0482	229
Transporter 2.0	1108	251
Transporter 2.0	1632	261
Transporter 1900	1814	270
Transporter V 1.9 TDI	1910	274
Transporter IV 2.0 - 2.5 - Syncro - 2.8 V6 - VR6	1926	275
Transporter IV 2.4 D - Syncro - 2.5 TDI - Syncro	1926	275
Transporter 1.9 TDI	1823	270
Transporter 1600	0428	228
Transporter 1700	0428	228
Transporter TD	0613	233
Transporter V 2.0 TDI START/STOP	1826	270
Up! 1.0	1803	269
Up! 1.0 EA211	1934	276
Van 1.6 Mi	12685	285
Vanagon L4 1.6L 1588cc 97cid Diesel	0428	228
Variant	0191	222
Variant	0192	222

Volkswagen	Nº ZEN	Pg.
Variant 2.9 Syncro	0900	244
Variant 1.9 TDI	1067	250
Variant I	0065	218
Variant II	0065	218
Vento 2.8	0900	244
Vento 2.0 - 2.8 VR6 - 1.9 D - SDI - TD - TDI	1926	275
Vento TDI 1.9	0937	245
Volks Bus MWM	0748	238
Voyage 1.5 e 1.6 CL, GL	0068	219
Voyage	0482	229
Voyage	1534	258
Voyage	1712	265
Voyage 1.0 e 1.6	1893	273
Voyage 1.8	12681	285
Voyage C, CL, GL refrigerado a água	0329	225
Voyage GLS 1.8 álcool e gasolina	0108	220
VW LT 28 SDI, LT 35 SDI, LT 46 SDI	1480	257
VW11.130	1364	256
VW11130	0085	219
VW13.130	1364	256
VW13130	0085	219
VW6.90	1364	256
VW7.110S	1364	256
VW7.90S	1364	256
Worker Cummins	1603	260

Volvo	Nº ZEN	Pg.
100100	0227	223
100200	0227	223
106SU MH 11	0367	226
114 Dan	0367	226
1154 Dans	0367	226
1154M 12.8	0367	226
1156 Dans	0367	226
1156M 12.8	0367	226
116 Dan	0367	226
121	0015	217
121	0080	219
121	0227	223
122	0015	217
122	0080	219
122	0227	223
123	0227	223
140	0080	219
140	0108	220
142	0080	219
142	0108	220
144	0080	219
144	0108	220
144	0227	223
145	0080	219
160	0108	220
164	0080	219
164	0108	220
1800	0080	219
210	0227	223
221	0080	219

Volvo	Nº ZEN	Pg.
221	0227	223
222	0080	219
240	0108	220
240 2.4 D	0631	234
240 Séries 2.4L - 2383cc (D24)	9702	280
240 D	0844	242
240 D, 740 TD, 940 TD	9526	280
240D5	0228	223
240D6	0228	223
244 L4 2.3L 2316cc	0537	231
245 L4 2.3L 2316cc	0537	231
340	0108	220
345	1187	253
360	0108	220
406	0118	220
407	0118	220
440	1209	255
460	1209	255
480	1209	255
50KVA	0367	226
70KVA	0367	226
740 2.0 e 2.3	0482	229
740 L4 2.3L 2316cc	0537	231
740 2.4 D	0631	234
740 Séries 2.4L - 2383cc (D24T)	9702	280
740 TD	0844	242
760	0108	220
760 turbo diesel	0228	223
760 L4 2.3L 2316cc	0537	231
760 2.4 TD	0631	234
760 Séries 2.4L - 2383cc (D24, D24T)	9702	280
850	1882	273
940 TD	0844	242
AQ90	0227	223
AQ95	0227	223
B6 série DR860-861	0367	226
C30	1882	273
C30 2000, D4204T	1714	265
C303	0227	223
C304	0227	223
C306	0227	223
C70 II 2000, D4204T	1714	265
Caminhão 210	0133	220
Caminhão 59	0087	278
Caminhão B10M	0087	278
Caminhão B58	0087	278
Caminhão F10	0087	278
Caminhão F88	0087	278
Caminhão FB88	0087	278
Caminhão FM e FH	1661	262
Caminhão G88.T	0087	278
Caminhão N	0087	278
Caminhão N10	0087	278
Caminhão N10	0122	284
Caminhão N10	0133	220
Caminhão N12	0087	278
Caminhão N12	0122	284

Volvo	Nº ZEN	Pg.
Caminhão N12	0133	220
Caminhão NB88TS	0087	278
Caminhão NL10	0133	220
Caminhão NL10 210	0122	284
Caminhão NL10 340	0122	284
Caminhão NL10-340	0133	220
Caminhão NL10210	0087	278
Caminhão NL10340	0087	278
Caminhão NL12 400	0122	284
Caminhão NL12400	0087	278
Caminhão NL2-400	0133	220
Caminhão R	0087	278
Caminhão T	0087	278
Caminhões FH12 e NH12. Substitui Melco	1809	269
Caminhões VHD com motor Cummins ISX	1811	270
Caminhões VHD com motor D12	1811	270
Caminhões VHD com motor 13L	13118	282
Caminhões VHD com motor 13L. Com motor Volvo D13	1811	270
Caminhões VHD com motor Cummins ISX	1810	270
Caminhões VHD com motor D12	1810	270
Caminhões VHD com motor D12	13118	282
Caminhões VN com motor 13L	1811	270
Caminhões VN com motor Cummins ISX	1811	270
Caminhões VN com motor D12	1811	270
Caminhões VN com motor 11L. Caminhões VHD com motor 11L. Motor Volvo D11	1811	270
Caminhões VN com motor 13L	13118	282
Caminhões VN com motor 16L. Caminhões VHD com motor 16L. Com motor Volvo D16	1811	270
Caminhões VN com motor Cummins ISX	1810	270
Caminhões VN com motor D12	1810	270
Caminhões VN com motor D12	13118	282
Chassi p/ ônibus B10M	0087	278
Chassi p/ ônibus B10M	0122	284
Chassi p/ ônibus B10M	0133	220
Chassi p/ ônibus B58E	0087	278
Chassi p/ ônibus B58E	0122	284
Chassi p/ ônibus B58E	0133	220
DR860	0035	278
DR860T	0035	278
Especial/Special	0244	223
Especial/Special	0302	224
Especial/Special	1056	250
Especial/Special	12956	281
Europe Car 240 Séries 1800	0537	231
Europe Car 240 Séries 2000	0537	231
Europe Car 240 Séries 2000, Turbo	0537	231
Europe Car 240 Séries 2100, Turbo	0537	231
Europe Car 240 Séries 2300	0537	231
Europe Car 360 Séries 2000	0537	231
Europe Car 740 Séries 2000	0537	231
Europe Car 740 Séries 2000, Turbo	0537	231
Europe Car 740 Séries 2300	0537	231
Europe Car 740 Séries 2300, Turbo	0537	231
Europe Car 760 Séries 2000, Turbo	0537	231
Europe Car 760 Séries 2300, Turbo	0537	231
Europe Car 940 Séries 2000	0537	231

Volvo	Nº ZEN	Pg.
Europe Car 940 Séries 2000, Turbo	0537	231
Europe Car 940 Séries 2300	0537	231
Europe Car 940 Séries 2300, Turbo	0537	231
Europe Car 960 Séries 2300, Turbo	0537	231
F2250	0418	227
F406	0418	227
F407	0418	227
F82	0118	220
F83S	0118	220
F84	0367	226
F85	0367	226
F86	0367	226
F87	0367	226
FE 7100cc	1921	275
FE II	1921	275
FH e NH 12	13130	282
FH12	0089	278
FL II	1921	275
FL III 7146cc	1921	275
FL 180	1179	253
FL 220	1179	253
FL 250	1179	253
FL4 série	0367	226
FL7	0089	278
FM	1160	252
FM/FH	12972	282
FM12	0089	278
FS7	0089	278
LM1240	0035	278
LM1240	0367	226
LM641	0367	226
LM840	0035	278
LM841	0367	226
LM845	0367	226
LM846	0367	226
Motor Cummins ISX	1810	270
Motor D12	1810	270
Motor D12	1811	270
Motor D12Substitui Mitsubishi VV0279, 20430285, 85103338, M009T70279 e 20520903	1811	270
Motor Estacionário com motor Indenor XDP 4.90 e 6.90	0216	222
Motor Marine com motor Indenor XDP 4.90 e 6.90	0216	222
Ônibus B12M 340 ARTIC DH12D 340cv EURO III DIESEL	13462	283
Ônibus B12M 340 BIART DH12D 340cv EURO III DIESEL	13462	283
Ônibus B12R 340 4x2 D12D 340cv EURO III DIESEL	13462	283
Ônibus B12R 340 6x2 D12D 340cv EURO III DIESEL	13462	283
Ônibus B12R 380 6x2 D12D 380cv EURO III DIESEL	13462	283
Ônibus B12R 380 8x2 D12D 380cv EURO III DIESEL	13462	283
Ônibus B12R 420 4x2 D12D 420cv EURO III DIESEL	13462	283
Ônibus B12R 420 6x2 D12D 420cv EURO III DIESEL	13462	283
Ônibus B12R 420 8x2 D12D 420cv EURO III DIESEL	13462	283
Ônibus B340M ARTIC DH12E 340cv EURO III DIESEL	13462	283
Ônibus B340M ARTIC DH12E 340cv EURO V DIESEL	13462	283
Ônibus B340M BIART DH12E 340cv EURO III DIESEL	13462	283
Ônibus B340M BIART DH12E 340cv EURO V DIESEL	13462	283
Ônibus B420R D12D 420cv EURO III DIESEL	13462	283
P1800S	0227	223

Volvo	Nº ZEN	Pg.
Penta	0111	220
Prestolite MS2-500, MS2-501, MS2-502, MS2-503, MS2-504, MS2-507, MS2-510, MS2-51	1811	270
Prestolite MS2-500, MS2-502, MS2-503, MS2-504, MS2-507, MS2-509, MS2-511	1811	270
S40	0787	240
S40	1209	255
S40 2000, D4204T	1714	265
S60	1882	273
S950	0035	278
SM868	0035	278
SM880	0367	226
Substitui Mitsubishi 428000-4430, 428000-4440	1811	270
Substitui Mitsubishi 8MJ5439M, MK0077, 009T70077, 8MJ4298AM, VV0776 e VV0977. De	1811	270
Substitui Mitsubishi IN0976, FL0579, FL0975, FL0777, M009T70579, MIB97059, MIB70	1811	270
Substitui Mitsubishi VV1076 Motor Cummins ISX	1811	270
Substitui Mitsubishi VV1979	1811	270
Substitui Mitsubishi VV2079	1811	270
T650	0367	226
T800	0035	278
T800	0367	226
T810	0367	226
T814	0035	278
T814	0367	226
V40	1209	255
V50 2000, D4204T	1714	265
VHK116	0035	278
VHK118	0035	278
VHK118	0367	226
VHK310	0035	278
VM 17 MWM	1092	251
VM 210, 260, 310 Com Motores MWM 4.12TCE e 6.12TCE	1679	263
VM 210, 260, 310 Com Motores MWM 4.12TCE e 6.12TCE	1805	269
VM 23 MWM	1092	251
Volvo 400 TD	1023	249
Volvo 460 TD	1023	249
XC60	1882	273
XC90	1882	273
Volvo Penta	Nº ZEN	Pg.
Motor Náutico T5D5A 150HP	1751	267
Waukesha	Nº ZEN	Pg.
Especial/Special	0626	234
Westerbeke	Nº ZEN	Pg.
108B Six 6 cil Diesel	0649	235
108C Six 6 cil, 247ci 4.1L Diesel	0649	235
16.0 BED 4 cil Diesel	0649	235
64A Four 4 cil, 182ci 3.0L Diesel	0649	235
71C Four 4 cil, 154ci 2.5L Diesel	0649	235
82B Four 4 cil, 182ci 3.0L Diesel	0649	235
90A Four 4 cil, 211ci 3.5L Diesel	0649	235
GCX40 Perkins Diesel Engines	0649	235
GCX50 Perkins Diesel Engines	0649	235

Westerbeke	Nº ZEN	Pg.
GPX35D Perkins Diesel Engines	0649	235
GPX40D Perkins Diesel Engines	0649	235
GPX50D Perkins Diesel Engines	0649	235
Westward	Nº ZEN	Pg.
7000 Perkins Diesel	0649	235
Willys	Nº ZEN	Pg.
Aero Willys	0005	217
Especial/Special	0674	236
Itamaraty	0005	217
Itamaraty	0056	218
Jeep	0005	217
Jeep	0020	217
Jeep	0056	218
Jeep Georgia	0082	219
Jeep	0104	219
Jeep	1184	253
Linha Willys	0032	278
Linha Willys	1216	278
Pick Up	0005	217
Pick Up	0104	219
Pick Up	0115	220
Pick Up	0806	241
Rural	0005	217
Rural	0056	218
Rural com motor 4 cil	0104	219
Rural	0115	220
Utilitário Jeep	0115	220
Wolseley	Nº ZEN	Pg.
18/22 Séries	0412	227
18/85 Séries	0412	227
Six	0412	227
Yale	Nº ZEN	Pg.
Empilhadeira	0818	241
Empilhadeira	0996	248
Empilhadeira 51CP Ford 6 cil	0193	222
Empilhadeira 51P Ford 6 cil	0193	222
Empilhadeira 83A Gm 6 cil	0193	222
Especial/Special	0957	246
Especial/Special	12658	281
Especial/Special	12659	281
Fork Lifts	9791	280
Yamaha	Nº ZEN	Pg.
1100 - Wave Raider, Venture	0749	238
1200 / 1200R - GP, XL Wave Runner	0749	238
650 - I, II, LX, Super Jet, VXR, VXRPRO, XR	0749	238
700/701 Wave Blaster,FX1 Raider, Runner, Super Jet, Venture, VXR	0749	238
760 - Wave Blaster II,GP, Raider, Runner	0749	238
Especial/Special	1191	254
LX500	0754	238
Yanmar	Nº ZEN	Pg.
1050D	0668	235
1050D 4x4	0668	235

Yanmar	Nº ZEN	Pg.
2YM15 2 cil Diesel	1556	259
3JH3 3 cil Diesel	1556	259
3JH3E 3 cil Diesel	1556	259
3JH3E-YEU 3 cil Diesel	1556	259
3JH4E 3 cil Diesel	1556	259
3TNE88	1556	259
3YM20 3 cil Diesel	1556	259
3YM30 1.1L/68CI 3 cil Diesel	1556	259
4JH3E 4 cil Diesel	1556	259
4TNE88	1556	259
Diesel 4JH-3	1556	259
Engine Marine 1GM10L 1 cil, 19.41ci, 0.318L Diesel	0691	236
Engine Marine 1GM10VE 1 cil, 19.41ci, 0.318L Diesel	0691	236
Engine Marine 1GMY 1 cil, 19.41ci, 0.318L Diesel	0691	236
Engine Marine 2GMFL 2 cil Diesel	0691	236
Engine Marine 2GMFY(E)-E 2 cil Diesel	0691	236
Engine Marine 2GML 2 cil Diesel	0691	236
Engine Marine 2GMYE-EC 2 cil Diesel	0691	236
Engine Marine 3GMFY 3 cil Diesel	0691	236
Engine Marine 3GMLE 3 cil Diesel	0691	236
Engine Marine 3HM 3 cil Diesel	0785	240
Engine Marine 3HM35 3 cil Diesel	0785	240
Engine Marine 3HMF 3 cil Diesel	0785	240
Engine Marine 4JH 4 cil Diesel	0785	240
Engine Marine 4JH-DTE 4 cil Diesel	0785	240
Engine Marine 4JH-HT 4 cil Diesel	0785	240
Engine Marine 4JH-HT-Z 4 cil Diesel	0785	240
Engine Marine 4JH-T 4 cil Diesel	0785	240
Engine Marine 4JH-TE 4 cil Diesel	0785	240
Engine Marine 4JH-TZ 4 cil Diesel	0785	240
Engine Marine 4JHE 4 cil Diesel	0785	240
Engine Marine 4JHZ 4 cil Diesel	0785	240
Engine Marine KBW-20 0000	0785	240
Engine Marine KBW-21 0000	0785	240
Engines Industrial 3D84-1C	0785	240
Engines Industrial 3T90L	0785	240
Especial/Special	0644	235
Marine D27	1860	272
Marine KL	1860	272
Micro trator	1030	249
Micro Trator 1030	0108	220
Micro Trator TC11	0108	220
Micro Trator TC11 e TC11 Super	0496	230
Motor AE1	0061	218
Motor AE1	0153	221
Motor AE2	0061	218
Motor AE2	0153	221
Motor Estacionário BT22	0105	220
Motor Estacionário BT22	0118	220
Motor Estacionário BT33	0105	220
Motor Estacionário BT33	0118	220
Motor Estacionário BT22	0105	220
Motor Estacionário BT22	0118	220
Motor Estacionário BT33	0105	220
Motor Estacionário BT33	0118	220
TC11 Super (NS 11)	0108	220
Tractor Engine YM1700 2TR17	0691	236

Yanmar	Nº ZEN	Pg.
Tractor Engine YM2000 2TR20	0691	236
Tractor YM2210 2T90 Engine	0785	240
Tractor YM2610 3T80D Engine	0785	240
Tractor YM3000 3T84 Engine	0785	240
Trator 1050D	0105	220
Trator 1050D 4x4	0105	220
Trator 1050D	0118	220
Trator 1050D 4x4	0118	220

Yanmar Engine Marine	Nº ZEN	Pg.
1GM	0349	226
1GM 1 cil 19.41ci, 0.318L Diesel	0349	226
1GM10 1 cil, 19.41ci, 0.318L Diesel	0349	226
1GM10C 1 cil, 19.41ci, 0.318L Diesel	0349	226
2005	1594	260
2100	1594	260
2103	1594	260
2105	1594	260
2200	1594	260
2205	1594	260
2300	1594	260
2305	1594	260
2500	1594	260
2505	1594	260
2525	1594	260
2535	1594	260
270 AT I	1594	260
2GM	0349	226
2GM 2 cil Diesel	0349	226
2GM20 2 cil, 38.81ci, 0.636L Diesel	0349	226
2GMF 2 cil Diesel	0349	226
300 AT I	1594	260
3GM	0349	226
3GM 3 cil Diesel	0349	226
3GM30 3 cil Diesel	0349	226
3GMD 3 cil Diesel	0349	226
3GMF 3 cil Diesel	0349	226
75 240 AT I	1594	260
F 2000	1594	260
F1400 DF	0419	227
FSB 2005 DH	1594	260
KM2A 0000	0349	226
KM2C 0000	0349	226
KM2P 0000	0349	226
KM3A 0000	0349	226
KM3P 0000	0349	226
KM3V 0000	0349	226
Rastrojero com Motor D4M	0709	237

Zanello	Nº ZEN	Pg.
160 - PTRAC	1604	260
180 - PTRAC	1604	260
500	1603	260
540	1603	260
580	1603	260
690	1603	260
Trator com motor Cummins	0304	224
Trator com motor MWM e Cummins	0497	230

Zastava	Nº ZEN	Pg.
Especial/Special	1056	250
ZEN	Nº ZEN	Pg.
Equivalente OEM - ZEN 0755	0625	234
Especial/Special	1351	256
Especial/Special	1575	259
Especial/Special	13017	282
Especial/Special	13018	282
Kit Reparo 12694	12681	285
Kit Reparo 12694	12683	285
Kit Reparo 12694	12685	285
Kit Reparo 12694	12689	285
Kit Reparo 12694	12690	285
Kit Reparo 12694	12841	285
Kit Reparo 12695	12675	285
Kit Reparo 12695	12682	285
Kit Reparo 12695	12684	285
Kit Reparo 12695	12686	285
Kit Reparo 12695	12687	285
Kit Reparo 12695	12688	285
Kit Reparo 12695	12692	285
Kit Reparo 12718	12717	285
Kit Reparo 12721	12720	285
Planetária 12720	12722	286
Planetária ZEN 12689	0855	243
Reparo 12693	12681	285
Reparo 12693	12683	285
Reparo 12693	12685	285
Reparo 12693	12689	285
Reparo 12693	12690	285
Reparo 12693	12841	285
Reparo 12719	12717	285
Reparo 12722	12720	285
Utiliza Pinhão ZEN 13021	1667	263
Utiliza no Impulsor ZEN 0816	9349	279
Utiliza o Pinhão ZEN 12656	1577	259
Utiliza Pinhão 10048	1473	257
Utiliza Pinhão 10048	1846	271
Utiliza pinhão ZEN 10049	1863	272
Utiliza Pinhão ZEN 12658	0957	246
Utiliza Pinhão ZEN 12659	0957	246
Utiliza pinhão ZEN 12812	1046	249
Utiliza pinhão ZEN 12812	1047	250
Utiliza Pinhão ZEN 12839	1658	262
Utiliza Pinhão ZEN 12954	1679	263
Utiliza Pinhão ZEN 12954	1805	269
Utiliza Pinhão ZEN 12955	1679	263
Utiliza Pinhão ZEN 12955	1805	269
Utiliza Pinhão ZEN 12956	1679	263
Utiliza Pinhão ZEN 12956	1805	269
Utiliza Pinhão ZEN 12957	1679	263
Utiliza Pinhão ZEN 12957	1805	269
Utiliza Pinhão ZEN 12961	1679	263
Utiliza Pinhão ZEN 12961	1805	269
Utiliza Pinhão ZEN 12967	1808	269
Utiliza Pinhão ZEN 12972	1661	262
Utiliza Pinhão ZEN 13117	1810	270

ZEN	Nº ZEN	Pg.
Utiliza Pinhão ZEN 13118	1810	270
Utiliza Pinhão ZEN 13119	1810	270
Utiliza Pinhão ZEN 13130	1809	269
Utiliza Pinhão ZEN 13130	1811	270
Utiliza Pinhão ZEN 13131	1811	270
Utiliza Pinhão ZEN 13132	1811	270
Utiliza Pinhão ZEN 13138	1809	269
Utiliza Pinhão ZEN 13224	1608	260
Utiliza Pinhão ZEN 9186	0818	241
Utiliza Pinhão ZEN 9186	0947	246
Utiliza Pinhão ZEN 9186	1722	266
Utiliza Pinhão ZEN 9301	1827	270
Utiliza Pinhão ZEN 9302	1829	271
Utiliza Pinhão ZEN 9307	0750	238
Utiliza Pinhão ZEN 9349	0816	241
Utiliza Pinhão ZEN 9402	1831	271
Utiliza Pinhão ZEN 9488	0737	237
Utiliza Pinhão ZEN 9492	0817	241
Utiliza Pinhão ZEN 9492	1566	259
Utiliza Pinhão ZEN 9495	1043	249
Utiliza Pinhão ZEN 9506	1555	259
Utiliza pinhão ZEN 9526	0792	240
Utiliza Pinhão ZEN 9527	0790	240
Utiliza Pinhão ZEN 9528	0791	240
Utiliza Pinhão ZEN 9566	0844	242
Utiliza Planetária 12675	1602	260
Utiliza Planetária 12681	0866	243
Utiliza Planetária 12720	10003	277
Utilizado com Impulsor ZEN 0866	12681	285
Utilizado com Planetária ZEN 12675	12695	286
Utilizado com Planetária ZEN 12681	12693	285
Utilizado com Planetária ZEN 12681	12694	286
Utilizado com Planetária ZEN 12682	12695	286
Utilizado com Planetária ZEN 12683	12693	285
Utilizado com Planetária ZEN 12683	12694	286
Utilizado com Planetária ZEN 12685	12693	285
Utilizado com Planetária ZEN 12685	12694	286
Utilizado com Planetária ZEN 12686	12695	286
Utilizado com Planetária ZEN 12687	12695	286
Utilizado com Planetária ZEN 12688	12695	286
Utilizado com Planetária ZEN 12689	12693	285
Utilizado com Planetária ZEN 12689	12694	286
Utilizado com Planetária ZEN 12690	12693	285
Utilizado com Planetária ZEN 12690	12694	286
Utilizado com Planetária ZEN 12692	12695	286
Utilizado com Planetária ZEN 12717	12718	286
Utilizado com Planetária ZEN 12717	12719	286
Utilizado com Planetária ZEN 12720	12721	286
Utilizado com Planetária ZEN 12841	12693	285
Utilizado com Planetária ZEN 12841	12694	286
Utilizado no Impulsor ZEN 0097	9028	278
Utilizado no Impulsor ZEN 0110	9074	279
Utilizado no Impulsor ZEN 0844	9566	280
Utilizado no Impulsor ZEN 1714	13332	283
Utilizado no Impulsor ZEN 1827	9301	279
Utilizado no Impulsor 0957	12658	281
Utilizado no Impulsor 0957	12659	281

ZEN	Nº ZEN	Pg.
Utilizado no Impulsor 1808	12967	281
Utilizado no Impulsor 1846	1473	257
Utilizado no Impulsor 1846	10048	280
Utilizado no Impulsor ZEN 0921	1767	267
Utilizado no Impulsor ZEN 0135 e ZEN 0742	13272	283
Utilizado no Impulsor ZEN 0737	1200	254
Utilizado no Impulsor ZEN 0737	9488	279
Utilizado no Impulsor ZEN 0750	1201	254
Utilizado no Impulsor ZEN 0750	1221	255
Utilizado no Impulsor ZEN 0750	1766	267
Utilizado no Impulsor ZEN 0750	9307	279
Utilizado no Impulsor ZEN 0790	1200	254
Utilizado no Impulsor ZEN 0790	9527	280
Utilizado no Impulsor ZEN 0791	1200	254
Utilizado no Impulsor ZEN 0791	9528	280
Utilizado no Impulsor ZEN 0792	1200	254
Utilizado no Impulsor ZEN 0792	9526	280
Utilizado no Impulsor ZEN 0793	1207	254
Utilizado no Impulsor ZEN 0793	9525	280
Utilizado no impulsor ZEN 0816	1201	254
Utilizado no impulsor ZEN 0816	1766	267
Utilizado no impulsor ZEN 0817	1201	254
Utilizado no impulsor ZEN 0817	1766	267
Utilizado no impulsor ZEN 0818	1201	254
Utilizado no impulsor ZEN 0818	1766	267
Utilizado no Impulsor ZEN 0844	1200	254
Utilizado no Impulsor ZEN 0921	1215	255
Utilizado no Impulsor ZEN 0946	1215	255
Utilizado no Impulsor ZEN 0946	1767	267
Utilizado no Impulsor ZEN 0947	1215	255
Utilizado no Impulsor ZEN 0947	1767	267
Utilizado no Impulsor ZEN 0947 e ZEN 0818	9186	279
Utilizado no Impulsor ZEN 0954	1201	254
Utilizado no Impulsor ZEN 0954	1221	255
Utilizado no Impulsor ZEN 0954	1766	267
Utilizado no Impulsor ZEN 0958	13274	283
Utilizado no Impulsor ZEN 0965	13333	283
Utilizado no Impulsor ZEN 10003 e ZEN 1745	13275	283
Utilizado no Impulsor ZEN 1097	1215	255
Utilizado no Impulsor ZEN 1097	1767	267
Utilizado no Impulsor ZEN 1189	13273	283
Utilizado no impulsor ZEN 1201	1766	267
Utilizado no Impulsor ZEN 1215	1767	267
Utilizado no Impulsor ZEN 1555	9506	280
Utilizado no Impulsor ZEN 1577	12656	281
Utilizado no Impulsor ZEN 1601	1215	255
Utilizado no Impulsor ZEN 1601	1767	267
Utilizado no Impulsor ZEN 1602	12675	285
Utilizado no Impulsor ZEN 1608	1947	276
Utilizado no Impulsor ZEN 1608	13224	282
Utilizado no Impulsor ZEN 1658	12839	281
Utilizado no Impulsor ZEN 1661	12972	282
Utilizado no Impulsor ZEN 1667	13021	282
Utilizado no Impulsor ZEN 1679	12954	281
Utilizado no Impulsor ZEN 1679	12955	281
Utilizado no Impulsor ZEN 1679	12956	281
Utilizado no Impulsor ZEN 1679	12957	281

ZEN	Nº ZEN	Pg.
Utilizado no Impulsor ZEN 1679	12961	281
Utilizado no Impulsor ZEN 1780	1200	254
Utilizado no Impulsor ZEN 1805	12954	281
Utilizado no Impulsor ZEN 1805	12955	281
Utilizado no Impulsor ZEN 1805	12956	281
Utilizado no Impulsor ZEN 1805	12957	281
Utilizado no Impulsor ZEN 1805	12961	281
Utilizado no Impulsor ZEN 1809	13130	282
Utilizado no Impulsor ZEN 1809	13138	282
Utilizado no Impulsor ZEN 1811	13130	282
Utilizado no Impulsor ZEN 1811	13131	282
Utilizado no Impulsor ZEN 1811	13132	282
Utilizado no Impulsor ZEN 1829	9302	279
Utilizado no Impulsor ZEN 1831	9402	279
Utilizado nos Impulsores ZEN 0817 e 1566	9492	279
Utilizado com Impulsor ZEN 1635	12682	285
ZEN 1046 e 1047	12812	281

Accurate	Nº ZEN	Pg.	Bendix	Nº ZEN	Pg.	Bosch	Nº ZEN	Pg.	Bosch	Nº ZEN	Pg.
4798798	9702	280	331032	0574	232	1006209117	0119	220	1006209473	0857	243
Ace	Nº ZEN	Pg.	333418	0217	222	1006209119	0119	220	1006209475	0292	224
4798	9702	280	344511	0243	223	1006209123	0015	217	1006209477	0292	224
AES New	Nº ZEN	Pg.	Bosch	Nº ZEN	Pg.	1006209124	0015	217	1006209482	0931	245
1946	9702	280	900118103	0745	238	1006209125	0044	217	1006209500	0420	227
Agrale	Nº ZEN	Pg.	1005821321	12786	286	1006209127	0080	219	1006209501	0406	227
7010010016006	1796	269	1006200042	12683	285	1006209140	0223	222	1006209502	0428	228
Ahlmann	Nº ZEN	Pg.	1006200063	12786	286	1006209161	0131	220	1006209503	0482	229
4184190A	1898	274	1006200110	12683	285	1006209162	0065	218	1006209504	0482	229
72735657	1898	274	1006200110	12693	285	1006209295	0900	244	1006209506	0482	229
AIM	Nº ZEN	Pg.	1006200110	12694	286	1006209320	0119	220	1006209509	0482	229
SJ0779A	9702	280	1006200123	12693	285	1006209321	0119	220	1006209510	0520	230
Allis Chalmers	Nº ZEN	Pg.	1006200123	12694	286	1006209322	0119	220	1006209513	0482	229
268757	0607	233	1006200128	12690	285	1006209323	0119	220	1006209516	0520	230
02683662	0434	228	1006200128	12693	285	1006209324	0119	220	1006209519	0633	234
02698850	0434	228	1006200128	12694	286	1006209325	0119	220	1006209522	0619	234
2201850102	0376	226	1006208030	0015	217	1006209329	0119	220	1006209523	0572	232
2201850192	0376	226	1006208036	0015	217	1006209332	0080	219	1006209524	0573	232
22018501030	0376	226	1006209010	0015	217	1006209339	0131	220	1006209526	0482	229
Amsco	Nº ZEN	Pg.	1006209011	0015	217	1006209400	0068	219	1006209527	0532	231
HT230	9702	280	1006209012	0044	217	1006209401	0325	225	1006209528	0482	229
André Niermann	Nº ZEN	Pg.	1006209013	0015	217	1006209402	0221	222	1006209530	0482	229
01364402	1594	260	1006209014	0044	217	1006209403	0307	224	1006209531	0482	229
Arrowhead	Nº ZEN	Pg.	1006209015	0015	217	1006209404	0108	220	1006209532	0613	233
SFD5027	1871	272	1006209016	0015	217	1006209405	0068	219	1006209533	0482	229
SHI5308	9702	280	1006209017	0044	217	1006209406	0361	226	1006209534	0475	229
Bedford	Nº ZEN	Pg.	1006209029	0080	219	1006209410	0108	220	1006209535	0798	240
91118533	0686	236	1006209030	0223	222	1006209412	0068	219	1006209536	0482	229
Bendix	Nº ZEN	Pg.	1006209031	0080	219	1006209414	0108	220	1006209537	0520	230
281025	0463	229	1006209032	0223	222	1006209416	0108	220	1006209538	0630	234
286942	0244	223	1006209034	0080	219	1006209417	0068	219	1006209539	0630	234
289862	0245	223	1006209039	0223	222	1006209418	0638	234	1006209541	0800	240
293398	0244	223	1006209040	0080	219	1006209423	0229	223	1006209542	1065	250
293422	0463	229	1006209047	0080	219	1006209424	0323	225	1006209543	0579	232
294698	0244	223	1006209049	0223	222	1006209425	0111	220	1006209544	0579	232
295883	0244	223	1006209051	0080	219	1006209427	0108	220	1006209545	0520	230
297440	0244	223	1006209052	0080	219	1006209428	0361	226	1006209546	0575	232
299033	0189	222	1006209053	0080	219	1006209429	0222	222	1006209547	0475	229
299955	0189	222	1006209055	0080	219	1006209431	0065	218	1006209548	0482	229
302613	0245	223	1006209056	0223	222	1006209436	0417	227	1006209549	0475	229
303300	0244	223	1006209058	0080	219	1006209437	0220	222	1006209550	1065	250
303710	0244	223	1006209059	0119	220	1006209439	0139	221	1006209551	0794	240
305949	0244	223	1006209060	0119	220	1006209441	0345	225	1006209552	0639	234
307049	0244	223	1006209061	0131	220	1006209444	0300	224	1006209553	0900	244
309008	0244	223	1006209066	0080	219	1006209445	0325	225	1006209554	0475	229
310626	0404	227	1006209067	0119	220	1006209447	0108	220	1006209555	0781	240
310629	0189	222	1006209071	0223	222	1006209448	0442	228	1006209558	0900	244
313910	0189	222	1006209080	0139	221	1006209449	0361	226	1006209559	0475	229
314529	0404	227	1006209081	0300	224	1006209462	0108	220	1006209560	0962	247
324565	0189	222	1006209101	0080	219	1006209463	0108	220	1006209561	0641	235
325228	0189	222	1006209102	0131	220	1006209466	0361	226	1006209563	0482	229
325231	0248	223	1006209104	0131	220	1006209469	0857	243	1006209564	0803	241
325232	0285	223	1006209105	0223	222	1006209470	0857	243	1006209565	0900	244
327585	0574	232	1006209108	0362	226	1006209471	0108	220	1006209566	0520	230
331025	0574	232	1006209110	0223	222	1006209472	0361	226	1006209567	0482	229

Bosch	Nº ZEN	Pg.	Bosch	Nº ZEN	Pg.	Bosch	Nº ZEN	Pg.	Bosch	Nº ZEN	Pg.
1006209569	0962	247	1006209662	1223	255	1006209812	1576	259	1006210128	1642	262
1006209570	0482	229	1006209666	1631	261	1006209813	1685	264	1006210146	1642	262
1006209572	0482	229	1006209669	1107	251	1006209814	1927	275	1006210147	1708	265
1006209573	0482	229	1006209671	1058	250	1006209818	1650	262	1006210149	1650	262
1006209576	0579	232	1006209672	0925	245	1006209820	1545	258	1006210154	1708	265
1006209578	0805	241	1006209675	0998	248	1006209821	1562	259	1006210172	1826	270
1006209579	0729	237	1006209677	0925	245	1006209824	1642	262	1006210184	1908	274
1006209580	0797	240	1006209678	1031	249	1006209826	1720	265	1006210205	1874	272
1006209581	1067	250	1006209679	0799	240	1006209834	1790	269	1006210206	1874	272
1006209582	0482	229	1006209680	1069	250	1006209845	1696	264	1006210217	1856	272
1006209583	0900	244	1006209681	1655	262	1006209847	1856	272	1006210241	1685	264
1006209584	0745	238	1006209684	0482	229	1006209849	1757	267	1006210271	1803	269
1006209585	0799	240	1006209685	0482	229	1006209864	1790	269	1006210351	1932	275
1006209591	0900	244	1006209686	0745	238	1006209880	0937	245	1006210516	1938	276
1006209592	1486	257	1006209690	0925	245	1006209880	1814	270	1006210905	1826	270
1006209594	0900	244	1006209691	0630	234	1006209901	0015	217	1006210927	1932	275
1006209596	0579	232	1006209692	0976	247	1006209902	0044	217	1006210940	1939	276
1006209597	0482	229	1006209693	0482	229	1006209903	0015	217	1006210948	1939	276
1006209598	0482	229	1006209695	1547	258	1006209905	0520	230	1006210949	1938	276
1006209600	0745	238	1006209696	0976	247	1006209908	0962	247	1006212003	1875	272
1006209605	1474	257	1006209699	0937	245	1006209910	0900	244	1006212003	1879	273
1006209606	1474	257	1006209700	0482	229	1006209911	0900	244	1006485017	1879	273
1006209607	0998	248	1006209701	0482	229	1006209912	0639	234	1007010045	0579	232
1006209608	1908	274	1006209703	0579	232	1006209914	0931	245	1007010105	1108	251
1006209613	0852	242	1006209704	1153	252	1006209916	0799	240	1987BE0000	0020	217
1006209614	1467	256	1006209705	0482	229	1006209917	0729	237	1987BE0001	0050	218
1006209618	0925	245	1006209706	0976	247	1006209918	0579	232	1987BE0002	0053	218
1006209619	0482	229	1006209709	0482	229	1006209919	0579	232	1987BE0003	0102	219
1006209621	0937	245	1006209710	0579	232	1006209921	0579	232	1987BE0004	0135	221
1006209621	1814	270	1006209714	1708	265	1006209922	0900	244	1987BE0005	0183	221
1006209622	1487	257	1006209715	0976	247	1006209923	0805	241	1987BE0006	0244	223
1006209624	0976	247	1006209751	1882	273	1006209928	1474	257	1987BE0007	0351	226
1006209628	0932	245	1006209757	1108	251	1006209929	0938	246	1987BE0008	0352	226
1006209629	0938	246	1006209758	0932	245	1006209932	1011	248	1987BE0009	0353	226
1006209631	1031	249	1006209759	0972	247	1006209934	1708	265	1987BE0010	0389	226
1006209633	0976	247	1006209761	1223	255	1006209936	1631	261	1987BE0011	0441	228
1006209634	0997	248	1006209762	1223	255	1006209939	0482	229	1987BE0012	0445	228
1006209635	1031	249	1006209769	1920	275	1006209940	1757	267	1987BE0013	0450	228
1006209637	1109	252	1006209778	1168	253	1006209941	1486	257	1987BE0014	0455	229
1006209638	0925	245	1006209779	0997	248	1006209943	1655	262	1987BE0015	0459	229
1006209641	1223	255	1006209781	1223	255	1006209944	0976	247	1987BE0016	0468	229
1006209642	1057	250	1006209785	1823	270	1006209947	1882	273	1987BE0017	0522	230
1006209643	0972	247	1006209786	1814	270	1006209952	1708	265	1987BE0018	1192	254
1006209645	1033	249	1006209792	0997	248	1006209953	1920	275	1987BE0019	0624	234
1006209646	1030	249	1006209793	1619	261	1006209958	1927	275	1987BE0020	0671	236
1006209648	0937	245	1006209794	1545	258	1006209961	1823	270	1987BE0021	0770	239
1006209648	1814	270	1006209796	1641	262	1006209962	1814	270	1987BE0022	0905	244
1006209649	0932	245	1006209799	1720	265	1006209964	1650	262	1987BE0023	0140	221
1006209650	1451	256	1006209801	1619	261	1006209981	1720	265	1987BE0024	0155	221
1006209652	1156	252	1006209804	1597	260	1006209982	1720	265	1987BE0025	0158	221
1006209653	1882	273	1006209805	1927	275	1006209991	1899	274	1987BE0026	0160	221
1006209656	1155	252	1006209806	1632	261	1006209993	0745	238	1987BE0027	0161	221
1006209657	1108	251	1006209807	1619	261	1006210111	1650	262	1987BE0028	0162	221
1006209660	0997	248	1006209808	1927	275	1006210117	1708	265	1987BE0029	0238	223
1006209661	1485	257	1006209810	1545	258	1006210125	1708	265	1987BE0030	0287	223

Bosch	Nº ZEN	Pg.	Bosch	Nº ZEN	Pg.	Bosch	Nº ZEN	Pg.	Bosch	Nº ZEN	Pg.
1987BE0031	0297	224	2006209120	0101	219	2006209436	0105	220	2006209902	0227	223
1987BE0032	0327	225	2006209160	0131	220	2006209436	1364	256	2006209915	0028	217
1987BE0033	0349	226	2006209161	0131	220	2006209437	0313	224	2006209916	0225	223
1987BE0034	0397	227	2006209162	0065	218	2006209438	0392	226	2006209917	0226	223
1987BE0035	0404	227	2006209163	0307	224	2006209443	0661	235	2006209930	0367	226
1987BE0036	1189	253	2006209165	0080	219	2006209444	0497	230	2006209932	0538	231
1987BE0037	0439	228	2006209166	0080	219	2006209445	0153	221	2006380010	0035	278
1987BE0038	0443	228	2006209181	0227	223	2006209446	0105	220	2006380410	0035	278
1987BE0039	0448	228	2006209183	0028	217	2006209446	1364	256	2006380414	0035	278
1987BE0040	0467	229	2006209183	1076	251	2006209447	0315	224	2006380418	0035	278
1987BE0041	0533	231	2006209185	0224	223	2006209448	0310	224	2006380558	0036	278
1987BE0042	0576	232	2006209200	0304	224	2006209449	0366	226	2006381410	0035	278
1987BE0043	0595	233	2006209201	0304	224	2006209457	0635	234	2006381558	0036	278
1987BE0044	0610	233	2006209212	0028	217	2006209458	0970	247	2006382018	0087	278
1987BE0045	0612	233	2006209215	0318	225	2006209459	0635	234	2006382019	0087	278
1987BE0046	0625	234	2006209229	0318	225	2006209461	1002	248	2006382020	0218	278
1987BE0047	0656	235	2006209240	0310	224	2006209462	0419	227	2006382060	1111	278
1987BE0048	0714	237	2006209241	0319	225	2006209463	0677	236	2006382062	0290	223
1987BE0049	0741	238	2006209246	0312	224	2006209465	0764	239	2006382150	0218	278
1987BE0050	0744	238	2006209273	0221	222	2006209466	0528	231	2006382152	0087	278
1987BE0051	0752	238	2006209302	0101	219	2006209469	0366	226	2006382154	0078	278
1987BE0052	0756	238	2006209305	0302	224	2006209470	0291	223	2006382156	0087	278
1987BE0053	0786	240	2006209311	0131	220	2006209471	0228	223	2006382168	0088	278
1987BE0054	0868	243	2006209321	0220	222	2006209473	0365	226	2006382172	0087	278
1987BE0055	0901	244	2006209323	0345	225	2006209474	0677	236	2006382174	1181	278
1987BE0122	0045	218	2006209324	0362	226	2006209475	0447	228	2006382176	0218	278
1987BE0123	0192	222	2006209330	0310	224	2006209476	0366	226	2006382190	0089	278
1987BE0124	0779	239	2006209331	0319	225	2006209478	0320	225	2006383150	0218	278
1987BE0125	0010	217	2006209341	0301	224	2006209478	1180	253	2006383154	0078	278
2003162001	0133	220	2006209342	0316	224	2006209483	0291	223	2006383160	1181	278
2003162005	0133	220	2006209345	0302	224	2006209485	0366	226	2006401527	0133	220
2003162006	0133	220	2006209366	0225	223	2006209486	1001	248	2006401900	0201	284
2003162016	0133	220	2006209386	0225	223	2006209488	1005	248	2006401904	0204	284
2006202000	0117	220	2006209388	0226	223	2006209490	1004	248	2007010037	0122	284
2006202002	1866	272	2006209394	0118	220	2006209492	0367	226	2007010160	1806	269
2006202010	0920	245	2006209405	0118	220	2006209494	0378	226	2008109203	0920	245
2006202011	0920	245	2006209406	0308	224	2006209495	0418	227	2009999032	0204	284
2006208011	1076	251	2006209407	0313	224	2006209498	0538	231	2009999036	0201	284
2006208013	0223	222	2006209408	0392	226	2006209499	0419	227	6004AH5018	1478	257
2006208014	0224	223	2006209413	0661	235	2006209500	0228	223	6033AC5149	12839	281
2006209013	0226	223	2006209414	0497	230	2006209501	1180	253	6033AC5246	12839	281
2006209021	0227	223	2006209418	0310	224	2006209530	0367	226	6033AD0004	1643	262
2006209022	1076	251	2006209421	0105	220	2006209532	0418	227	6033AD0044	0573	232
2006209030	1076	251	2006209421	1364	256	2006209533	0538	231	6033AD0061	1472	256
2006209031	0224	223	2006209422	0308	224	2006209536	0367	226	6033AD0070	1550	258
2006209032	0227	223	2006209423	0392	226	2006209537	0760	239	6033AD0077	1158	252
2006209043	0028	217	2006209425	0378	226	2006209539	0538	231	6033AD0091	1026	249
2006209068	0028	217	2006209426	0648	235	2006209540	1594	260	6033AD0129	1160	252
2006209071	0225	223	2006209427	0635	234	2006209542	1594	260	6033AD0148	1157	252
2006209072	0226	223	2006209429	1004	248	2006209543	0970	247	6033AD0184	1159	252
2006209073	0226	223	2006209431	0460	229	2006209550	1878	273	6033AD0200	1159	252
2006209086	0318	225	2006209432	0814	241	2006209594	0900	244	6033AD0218	1629	261
2006209095	0318	225	2006209433	1003	248	2006209900	0028	217	6033AD0267	1952	277
2006209109	0101	219	2006209434	0784	240	2006209900	1076	251	6033AD0270	1022	249
2006209111	0302	224	2006209435	0118	220	2006209901	0224	223	6033AD0284	1027	249

Bosch	Nº ZEN	Pg.	Bosch	Nº ZEN	Pg.	Bosch	Nº ZEN	Pg.	Bosch	Nº ZEN	Pg.
6033AD0304	1179	253	9001066247	0475	229	9001083674	0748	238	9002336225	1170	253
6033AD0306	1178	253	9001066248	0475	229	9001084038	0745	238	9002336226	0861	243
6033AD0331	1624	261	9001066255	0919	245	9001084064	0089	278	9002336230	0929	245
6033AD0414	1022	249	9001066476	0475	229	9001085105	0121	284	9002336236	1038	249
6033AD0442	1038	249	9001081010	0729	237	9001085105	0201	284	9002336237	1159	252
6033AD0462	1038	249	9001081022	0837	242	9001085105	0204	284	9002336283	0875	243
6033AD0467	1179	253	9001081033	0745	238	9001133219	0213	222	9002336287	1072	251
6033AD1002	1158	252	9001081042	0855	243	9001140317	0631	234	9002453010	0392	226
6033AD1062	1483	257	9001081052	0866	243	9001336203	0453	229	9002453038	0118	220
6033AD3006	1038	249	9001081066	0846	242	9001336205	0713	237	9002453073	0105	220
6033AD3106	1952	277	9001081074	0933	245	9001336211	0170	278	9002453073	1364	256
6033AD3108	1038	249	9001082014	0015	217	9001336222	0120	220	9002453074	0118	220
6033AD3120	1157	252	9001082016	0015	217	9001336223	0451	228	9002453076	0496	230
6033AD3244	1038	249	9001082127	0062	218	9001336240	0871	243	9002453077	0497	230
6033AD3334	1159	252	9001082128	0191	222	9001336324	0108	220	9002453078	0748	238
6033AD3850	1038	249	9001082177	0046	218	9001451247	0328	225	9002453078	1372	256
6033AD4034	1038	249	9001082306	0082	219	9001451249	0293	224	9002453079	0748	238
6033AD4118	1038	249	9001082324	0111	220	9001451251	0293	224	9002453079	1372	256
6033AD4148	1038	249	9001082340	0108	220	9001451252	0329	225	9002453081	0392	226
6033AD5055	1658	262	9001082362	0065	218	9001451291	0104	219	9002453082	0118	220
6033AD5078	1658	262	9001082401	0163	221	9001451292	0192	222	9003331430	1174	253
6033AD5355	1658	262	9001082417	0044	217	9001451343	0291	223	9003336201	0632	234
6033AD5356	1658	262	9001082418	0062	218	9001452088	0348	225	9003336206	0706	237
6033AD5359	1806	269	9001082419	0046	218	9001453284	0070	219	9003336208	0796	240
6033ADO044	0573	232	9001082420	0080	219	9001453333	0024	217	9003336212	0223	222
6033ADO061	1472	256	9001082421	0006	217	9001453333	1359	256	9003336212	0227	223
6033ADO077	1158	252	9001082422	0191	222	9001453334	0024	217	9003336227	0861	243
6033ADO091	1026	249	9001082423	0015	217	9001453334	1359	256	9003336274	1174	253
6033ADO129	1160	252	9001082424	0077	219	9001453336	0085	219	9003336280	0573	232
6033ADO184	1159	252	9001082425	0115	220	9001453338	0024	217	9003336282	0838	242
6033ADO200	1159	252	9001082426	0077	219	9001453338	1359	256	9003336283	0875	243
6033ADO284	1027	249	9001082429	0015	217	9001453340	0056	218	9003336284	0632	234
6033ADO304	1179	253	9001082498	0077	219	9001453342	0084	219	9003336286	1172	253
6033ADO306	1178	253	9001082618	0108	220	9001453344	0186	222	9003336290	1173	253
6033ADO462	1038	249	9001082660	0108	220	9001453347	0505	230	9003336291	0572	232
6033ADO467	1179	253	9001082669	0323	225	9001453349	0125	220	9003336293	0631	234
9000061009	0919	245	9001082686	0108	220	9001453387	0193	222	9008045049	0976	247
9001041103	0653	235	9001082748	0108	220	9001453391	0025	217	9008047011	1470	256
9001042013	0229	223	9001082749	0111	220	9001453601	0622	234	9009996289	0875	243
9001042021	0065	218	9001082750	0068	219	9001453670	1190	254	9033ADO284	1027	249
9001042032	0229	223	9001083406	0105	220	9001690057	0871	243	D001965593	1486	257
9001042060	0673	236	9001083406	1364	256	9001690067	0871	243	F000AL1002	0108	220
9001042100	0292	224	9001083436	0105	220	9001690111	0475	229	F000AL1015	12685	285
9001042189	0701	236	9001083436	1364	256	9001692096	0361	226	F000AL1015	12693	285
9001042263	0703	237	9001083439	0092	219	9001692097	0874	243	F000AL1015	12694	286
9001042299	0702	236	9001083440	0034	217	9001693029	0300	224	F000AL1017	12689	285
9001043103	0653	235	9001083441	0060	218	9002336200	1171	253	F000AL1017	12693	285
9001043152	0675	236	9001083442	0059	218	9002336204	0851	242	F000AL1017	12694	286
9001043178	0139	221	9001083443	0061	218	9002336205	1171	253	F000AL1019	12681	285
9001043179	0674	236	9001083444	1076	251	9002336207	0632	234	F000AL1019	12693	285
9001043180	0676	236	9001083445	0043	217	9002336208	0796	240	F000AL1019	12694	286
9001043259	0672	236	9001083471	0303	224	9002336218	0875	243	F000AL1023	0846	242
9001066236	0108	220	9001083502	0315	224	9002336219	1070	250	F000AL1024	1470	256
9001066239	0474	229	9001083618	0496	230	9002336223	1071	251	F000AL1032	0942	246
9001066242	0475	229	9001083629	0668	235	9002336224	1072	251	F000AL1037	0942	246

Bosch	Nº ZEN	Pg.	Bosch	Nº ZEN	Pg.	Cargo	Nº ZEN	Pg.	Cargo	Nº ZEN	Pg.
F000AL1037	12689	285	F000AL1898	0920	245	130418	0087	278	230280	1951	277
F000AL1040	0837	242	F000AL1899	0648	235	130419	0218	278	231093	1926	275
F000AL1067	1471	256	F000AL1901	1468	256	130452	0155	221	231269	12656	281
F000AL1086	1108	251	F000AL2000	1467	256	131065	0367	226	231269	1577	259
F000AL1096	1471	256	F000AL2012	0799	240	131102	0420	227	231756	1159	252
F000AL1100	1069	250	F000AL2281	1562	259	131104	0482	229	231899	1718	265
F000AL1152	0989	247	F000AL2617	1638	262	131433	0520	230	231932	1607	260
F000AL1181	12841	285	F000AL2630	1697	264	132004	0947	246	231932	1692	264
F000AL1186	1223	255	F000AL2638	1675	263	132004	1722	266	231961	1225	255
F000AL1200	0998	248	F000AL2660	1736	266	132005	0450	228	232481	1065	250
F000AL1209	1469	256	F000AL2712	1690	264	132176	1963	277	232632	0117	220
F000AL1238	0837	242	F000AL2721	1691	264	132205	0630	234	233642	1958	277
F000AL1250	0998	248	F000AL2813	1815	270	132216	0579	232	233950	0752	238
F000AL1281	1562	259	F000AL2814	1562	259	132731	0626	234	234247	1619	261
F000AL1306	1177	253	F000AL2824	1740	266	132863	0946	246	234819	1812	270
F000AL1324	0976	247	F000AL2856	1929	275	132864	1957	277	234946	1927	275
F000AL1409	12690	285	F000AL2955	1845	271	133295	0960	246	234970	1885	273
F000AL1432	1547	258	F000AL3000	1914	274	133437	0844	242	235200	1708	265
F000AL1440	0871	243	F000AL3001	1919	275	133545	0112	220	235290	1545	258
F000AL1446	1222	255	F000C61002	1875	272	133545	1928	275	235510	1608	260
F000AL1516	0482	229	F000CD1009	1666	262	133605	0792	240	235663	1693	264
F000AL1519	0520	230	F000CD1114	1674	263	133904	1947	276	236752	1702	264
F000AL1520	0619	234	F000CD1117	1712	265	133979	0960	246	236854	1920	275
F000AL1534	0482	229	F000CD1315	1741	266	134284	0815	241	236876	1714	265
F000AL1679	0837	242	F000CD1444	1666	262	134371	0639	234	237105	1661	262
F000AL1680	0837	242	F002G20278	0677	236	135063	0612	233	237291	1930	275
F000AL1681	1223	255	F002G20279	0291	223	135086	0729	237	237667	1650	262
F000AL1682	1222	255	F002G20349	1855	272	135091	0790	240	239967	1814	270
F000AL1683	0976	247	F002G20644	0925	245	135116	0851	242	330382	1840	271
F000AL1684	0919	245	F002G20724	1743	266	135117	1477	257	330533	1925	275
F000AL1688	1469	256	F005M10053	1037	249	135715	1067	250	330651	1884	273
F000AL1690	1547	258	Boston Auto	Nº ZEN	Pg.	135718	1862	272	331730	1706	265
F000AL1691	0745	238	31206194	1594	260	135985	0871	243	332145	1718	265
F000AL1692	0837	242	31206059D	1594	260	136342	0752	238	333355	1790	269
F000AL1693	0855	243	31206194A	1594	260	136723	0798	240	CG231767	0708	237
F000AL1694	1177	253	BRP	Nº ZEN	Pg.	136794	1895	274	Case	Nº ZEN	Pg.
F000AL1695	0998	248	278001497	1218	255	136854	0937	245	112055	1594	260
F000AL1696	1471	256	278001936	1218	255	137171	0875	243	A47788	0434	228
F000AL1697	0871	243	Butec	Nº ZEN	Pg.	137231	1594	260	Caterpillar	Nº ZEN	Pg.
F000AL1698	0482	229	850363	0117	220	137277	1861	272	93090	0626	234
F000AL1699	0520	230	850629	0188	222	137279	0931	245	2S3344	0556	231
F000AL1700	0482	229	851073	0097	219	137293	0921	245	3T5341	0556	231
F000AL1704	0729	237	851075	0110	220	137413	0828	242	3T8754	0555	231
F000AL1705	0866	243	852758	0117	220	137480	0932	245	4N4517	0117	220
F000AL1707	0989	247	852760	0188	222	137753	0818	241	4N7523	0434	228
F000AL1708	0619	234	852762	0097	219	137950	0750	238	5L6429	0626	234
F000AL1709	1168	253	852763	0110	220	138216	0756	238	5S6372	0555	231
F000AL1871	0111	220	852957	0117	220	138308	0920	245	6N3826	0110	220
F000AL1872	0861	243	852959	0188	222	138312	0419	227	6N3827	0097	219
F000AL1876	0015	217	852961	0097	219	138681	1828	271	Cav29 Onan	Nº ZEN	Pg.
F000AL1878	0745	238	852962	0110	220	139056	1038	249	5586123	0204	284
F000AL1879	0764	239	Cargo	Nº ZEN	Pg.	139506	1594	260	5586123C	0121	284
F000AL1881	0875	243	2665	1060	250	139541	1024	249	CBT	Nº ZEN	Pg.
F000AL1882	0942	246	111636	1594	260	139841	1858	272	580000043	0627	234
F000AL1897	0367	226	130414	0228	223	139901	1169	253	210137086200	0213	222

CBT	Nº ZEN	Pg.	Daewoo	Nº ZEN	Pg.	Denso	Nº ZEN	Pg.	Era	Nº ZEN	Pg.
210803708620	0540	231	93740994	1048	250	0283006010	1885	273	ZN9488	1191	254
CT2213708600	0213	222	3120A78B00	1048	250	0283006210	1957	277	ETE	Nº ZEN	Pg.
Chrysler	Nº ZEN	Pg.	Daf	Nº ZEN	Pg.	0283006690	1831	271	8101	12681	285
15056	0110	220	126246	1594	260	0283006691	1831	271	8103	12689	285
15113	0110	220	289183	1594	260	0283006692	1831	271	8104	12683	285
CH1917	0054	218	1276165	1594	260	283006710	0808	241	8106	12690	285
CH1920	0050	218	1287890	1594	260	0283006850	1767	267	8108	12685	285
CH1922	0050	218	1382550	1159	252	0283007000	1767	267	Facet	Nº ZEN	Pg.
CH1924	0054	218	1679152	1658	262	0283007802	1829	271	10036	0898	244
CH1925	0050	218	1699235	12839	281	0283010760	1846	271	10060	0556	231
CH1927	0050	218	Daihatsu	Nº ZEN	Pg.	0283010761	1846	271	10061	0555	231
CH1931	0339	225	2801140014	0327	225	0534004731	1830	271	10127	0144	221
DR1900	0013	217	2801141011	0327	225	1280995060	1828	271	10325	0064	218
DR1902	0020	217	2801141012	0327	225	1280995160	1830	271	10533	0112	220
DR1905	0020	217	2801154010	1827	270	4380000050	1887	273	10533	1928	275
FO1903	0205	222	Delco Reman	Nº ZEN	Pg.	DongFeng	Nº ZEN	Pg.	10583	0182	221
FO1905	0053	218	DRS1170	1594	260	3708NDH12	1819	270	10621	0625	234
FO1907	0032	278	DRS3293	1594	260	Dubois	Nº ZEN	Pg.	10624	0624	234
FO1909	0053	218	DRS7090	1594	260	297400	9702	280	10627	0622	234
FO1910	0205	222	Denso	Nº ZEN	Pg.	Ducellier	Nº ZEN	Pg.	10632	0112	220
FO1912	0135	221	151246	1905	274	6162	0244	223	10632	1928	275
LM1901	0135	221	19050199	1948	276	6187	0244	223	10633	0112	220
PL1991	0135	221	0253001730	1827	270	6203	0244	223	10633	1928	275
1889129	0054	218	0280993150	1723	266	6206	0244	223	10639	0625	234
2095122	0050	218	0283001730	1827	270	6224	0244	223	10640	0624	234
2095397	0050	218	0283001971	1828	271	018678	0244	223	10641	1205	254
2444651	0050	218	0283002011	1827	270	019567	0244	223	10671	0890	244
2444658	0050	218	0283002012	1827	270	60846	0245	223	10682	1217	255
2444661	0054	218	0283002040	1829	271	73893	0463	229	480105	0898	244
2525287	0093	219	0283002070	1827	270	079692	0183	221	480115	0188	222
2525287	0568	232	0283002081	1767	267	532000	0244	223	480116	0117	220
2642445	0054	218	0283002200	1957	277	532001	0244	223	480117	0110	220
2642506	0054	218	0283002220	1767	267	532017	0244	223	480118	0097	219
2642692	0054	218	0283002222	1767	267	583277	0574	232	480135	0626	234
3755085	0050	218	0283003690	1831	271	583289	0574	232	480183	0898	244
3837936	1216	278	0283003691	1831	271	583336	0574	232	480217	1190	254
3837986	1216	278	0283004170	1827	270	583347	0574	232	480320	0188	222
3874045	0050	218	0283004550	1827	270	605028	0189	222	480321	0110	220
4094174	0050	218	0283004551	1827	270	605055	0189	222	480322	0626	234
4106093	0495	230	0283005090	1827	270	606416	0244	223	480324	1190	254
4145978	0495	230	0283005091	1827	270	609477	0244	223	480410	0117	220
5206632	0339	225	0283005300	1767	267	611736	0244	223	480411	0097	219
5213310	0339	225	0283005380	1828	271	611942	0404	227	480412	0930	245
5213384	0292	224	0283005381	1828	271	612355	0189	222	480414	0914	244
5213850	0339	225	0283005390	1828	271	6227AB	0244	223	480417	0182	221
5233966	9349	279	0283005391	1828	271	6227CD	0244	223	Femsa	Nº ZEN	Pg.
Citroën	Nº ZEN	Pg.	0283005450	1831	271	681378	0245	223	03550	0120	220
95562677	1043	249	0283005490	1957	277	681380	0244	223	3550	0036	278
96017849	0775	239	0283005650	1829	271	683145	0574	232	9328	0453	229
CPC	Nº ZEN	Pg.	0283005651	1829	271	6183CFG	0244	223	106122	0533	231
SDHI2662A	9702	280	0283005670	1829	271	6231ABD	0244	223	148981	0170	278
Dacia	Nº ZEN	Pg.	0283005701	1723	266	Efel	Nº ZEN	Pg.	150534	0227	223
6001547546	1801	269	0283005710	1957	277	10779	0087	278	170613	0120	220
Daewoo	Nº ZEN	Pg.	0283005730	1767	267	Era	Nº ZEN	Pg.	170616	0397	227
31871	1704	265	0283005730	1895	274	ZN0536	1191	254	259177	0297	224

Femsa	Nº ZEN	Pg.
278963	0053	218
1066122	0713	237
1706110	0213	222
1706114	0120	220
1706115	0451	228
1706126	0389	226
Fiat	Nº ZEN	Pg.
879898	0953	246
4044451	0744	238
4063663	0713	237
4091920	0495	230
4106093	0495	230
4120550	0768	239
4130651	0120	220
4141057	0533	231
4142235	0120	220
4145751	0120	220
4145978	0495	230
4154293	0213	222
4169960	0608	233
4202988	0120	220
4226442	0608	233
4243124	0213	222
4249166	0120	220
4474695	0608	233
4475032	0608	233
4475122	0213	222
4988518	0561	232
7073094	0111	220
7984505	0601	233
8122123	0225	223
8122125	0035	278
8122126	0087	278
8122127	0218	278
8122128	0218	278
8122129	0105	220
8122129	1364	256
8122157	0367	226
8997796	0310	224
9000862	0407	227
9004229	0087	278
9004794	0035	278
9008243	0105	220
9008243	1364	256
9008738	0036	278
9817920	0648	235
9918347	0315	224
9923779	0035	278
9926112	0105	220
9926112	1364	256
9926536	0133	220
9927793	0407	227
9928303	0315	224
9929081	0407	227
9932923	0111	220

Fiat	Nº ZEN	Pg.
9934739	0310	224
9934752	0325	225
9934977	0310	224
9935164	0315	224
9935731	0407	227
9936036	0120	220
9936050	0394	226
9936602	0108	220
9936671	0857	243
9936730	0291	223
9936772	0407	227
9936996	0408	227
9937207	0389	226
9937298	0502	230
9937705	0108	220
9937711	0189	222
9937949	0291	223
9938235	0394	226
9938328	0395	227
9938952	0502	230
9939194	0631	234
9939710	0875	243
9939837	0769	239
9939915	0786	240
9940577	0786	240
9940740	0630	234
9941300	0786	240
9941300	1227	255
9941306	0786	240
9941306	1206	254
9941314	0482	229
9941371	1117	252
9941467	0395	227
9941640	0389	226
9941642	0394	226
9941751	0408	227
9941846	0878	243
9941892	0120	220
9944373	0579	232
9945556	0779	239
9946913	1477	257
9947748	1630	261
9947754	1169	253
9947831	0925	245
9947838	0998	248
9948135	1025	249
9956595	0594	232
9956676	0291	223
9957707	0407	227
9957820	0310	224
9957919	0105	220
9957919	1364	256
9959572	0648	235
9959619	0367	226
9959813	0418	227

Fiat	Nº ZEN	Pg.
9961781	0601	233
9983629	0291	223
9984246	0087	278
9986112	0407	227
51888915	1666	262
70449580	0663	235
79023774	0407	227
79026090	0291	223
79026236	0310	224
79028900	0105	220
79028900	1364	256
79028909	0105	220
79028909	1364	256
79033659	0648	235
79034927	0367	226
79081045	0601	233
82327386	0108	220
99811565	0315	224
9405835568	0287	223
Ford	Nº ZEN	Pg.
SD302	0053	218
SD323	0681	236
SD324	0681	236
SD337	1192	254
SD340	1193	254
SD340	1225	255
SD341	1199	254
SD341	1226	255
SD353	1208	255
106688	0907	244
SDE198	0184	221
SDE307	0342	225
SDE311	0545	231
SDE330	0670	236
SDE332	0450	228
SDE334	0636	234
SDE335	0596	233
SDE336	0596	233
SDE339	0669	235
SDE342	0596	233
2900761	0032	278
2900804	0050	218
32051112	1612	260
F7RUK614	0907	244
10670F7RU	0907	244
BRNN11350	1216	278
EAB11350A	0110	220
F87U11350	1217	255
FAA11350A	0032	278
FAB11350A	1216	278
FAC11350A	1216	278
FAD11350A	1216	278
FAU11350A	0032	278
FAV11350A	1216	278
ICM11350A	0032	278

Ford	Nº ZEN	Pg.
ICM11350B	0032	278
ICM11350C	0032	278
53R211350A	1208	255
C1AF11350A	0032	278
C1AZ11350A	0032	278
C1VF11350A	0053	218
C1VY11350A	0053	218
C2DF11350C	0205	222
C2DZ11350A	0110	220
C2OF11350C	0053	218
C3DE11350A	0110	220
C3TZ11350A	0110	220
C3VF11350A	0053	218
C3VF11350C	0053	218
C4DF11350A	0205	222
C4DZ11350A	0205	222
C4DZ11350B	0205	222
C4OF11350A	0053	218
C4OF11350B	0053	218
C4OZ11350A	0053	218
C4OZ11350B	0053	218
C4ZZ11350B	0205	222
C5JF11350A	0053	218
C6FF11350B	0135	221
C6FY11350A	0053	218
C6TZ11350A	0093	219
C6TZ11350A	0568	232
C6VY11350A	0053	218
C7AF11350A	0053	218
C8DF113504	0110	220
C8DF11350B	0205	222
C8DF11350G	0205	222
C8OF11350A	0205	222
C8TZ11350A	0182	221
C8TZ11350B	0097	219
C8TZ11350D	0097	219
C8VF11350B	0053	218
C8WF11350A	0182	221
C9FF11350A	0135	221
C9HE11350A	0110	220
C9WF11350C	0097	219
D1RY11350B	0205	222
D1RY11350C	0205	222
D27Z11350A	0184	221
D2RY11350B	0205	222
D37Z11350A	0184	221
D4RY11350A	0205	222
D6PZ11350A	0205	222
D6PZ11350B	0053	218
D77Z11350A	0342	225
D97Z11350A	0545	231
E4FZ11350A	0681	236
E4LY11350A	0681	236
E5PZ11350A	0670	236
E6FZ11350A	0455	229

Ford	Nº ZEN	Pg.	Ford	Nº ZEN	Pg.	Hitachi	Nº ZEN	Pg.	Hitachi	Nº ZEN	Pg.
E6HZ11350A	0625	234	VP7C3U11350AB	1676	263	22505550	0663	235	212085002	0448	228
E7GZ11350A	0450	228	96BB11000AA7119	12718	286	227085000	0901	244	212095001	0663	235
E8BZ11350A	0636	234	96BB11000AA7119	12719	286	210875002	0536	231	213015005	1862	272
E8PZ11350A	0669	235	Garef	Nº ZEN	Pg.	210875002	1191	254	213015505	1862	272
E90Z11350A	1192	254	1470824	0213	222	2108F3500	0536	231	213025005	1861	272
E90Z11350A	1224	255	6624100	0714	237	2108F3500	1191	254	213035004	0844	242
E92Z11350A	0596	233	58350001	0120	220	2108F3500	9488	279	213035009	0792	240
E92Z11350B	0596	233	58350002	0120	220	211415003	0429	228	213065001	0790	240
F0TZ11002A	1192	254	General Motors/	Nº ZEN	Pg.	211415016	1020	248	213065002	0785	240
F0TZ11002A	1224	255	01954842	0045	218	211415504	0517	230	213065006	1860	272
F2VY11350A	1199	254	07073094	0111	220	211415507	0790	240	213075002	0792	240
F2VY11350A	1226	255	07325345	0046	218	211415508	0832	242	213075003	0792	240
F3RZ11350A	1208	255	07328970	0024	217	211425504	0554	231	213075004	0790	240
F3RZ11350A	1228	256	07328970	1359	256	211425505	1200	254	213085003	0792	240
F4XY11350B	1019	248	07329691	0080	219	211425509	1207	254	213095007	1862	272
F5DZ11350A	1192	254	09307667	0108	220	211425554	1556	259	214015003	1861	272
F5DZ11350A	1224	255	9423227	0349	226	211435006	0737	237	225025003	0901	244
FOFZ11350A	1193	254	24538276	1873	272	211435507	0791	240	225025004	0901	244
FOFZ11350A	1225	255	90273737	0482	229	211435551	0687	236	225035001	0448	228
1L5T11000AA	1585	259	90421771	0745	238	211445002	0691	236	225045004	0901	244
256U11000CA	1597	260	93240221	0837	242	211445004	0351	226	225085005	0901	244
2701E11350B	0064	218	93297293	1064	250	211445007	0351	226	2335453J11	0711	237
C6VY11350A1	0053	218	93306250	1935	276	211445012	0634	234	Honda	Nº ZEN	Pg.
C7AF11350A1	0053	218	94021427	0141	221	211445016	1016	248	31200PLM	1548	258
C8VF11350B1	0053	218	94208296	0351	226	211445100	1017	248	31204PC016	9350	279
D4HF11350AA	0097	219	94233227	0349	226	211445504	0499	230	31204657617	0947	246
D4HF11350BA	0110	220	96058480	0617	233	211455003	0644	235	31204657617	1722	266
D5AF11350AA	0053	218	96063635	0450	228	211455004	0349	226	31204657671	1957	277
D6EF11350AA	0205	222	96063636	0595	233	211455008	9488	279	31204PC2016	9350	279
D6EF11350BA	0205	222	97209548	1608	260	211455506	0737	237	31204PD1003	9350	279
D6FF11350AA	0135	221	97720446	1608	260	211465001	0349	226	31204PD1013	9350	279
D6FF11350BA	0135	221	97729079	1608	260	211465004	0382	226	31204PH3006	9350	279
D6GF11350AA	0205	222	1608820544	1946	276	211465008	9528	280	31204PJ7903	9350	279
D6GF11350BA	0205	222	HC Parts	Nº ZEN	Pg.	211475001	0351	226	312062F5L31	0708	237
D6PF11A108B	0053	218	CS387	1594	260	211475008	0737	237	31207634005	0349	226
E4EF11350AA	0681	236	CS1129	1594	260	211475008	1200	254	31207657006	0327	225
E4LF11350AA	0681	236	Hitachi	Nº ZEN	Pg.	211475014	0828	242	31207PA0006	0327	225
E5PF11350AA	0670	236	1303ST	0539	231	211485008	0737	237	31207PE0005	0832	242
E6EF11350AA	0455	229	S114829	1557	259	211485501	0790	240	31213671671	9186	279
F07U11000AA	1192	254	S14100D	1608	260	211495002	0382	226	31221657004	9186	279
F07U11000AA	1224	255	S14100E	1608	260	211495007	0537	231	Hyundai	Nº ZEN	Pg.
F2TU11000AA	1192	254	S14101A	1608	260	211495008	0737	237	K1J11B	1923	275
F2TU11000AA	1224	255	S14101B	1608	260	211495501	9527	280	3613741000	12656	281
F5BU11350AA	0975	247	21203500	0376	226	211495505	0554	231	3613911140	1778	268
F5RU11350RA	1208	255	21207500	0376	226	2114N1550	0141	221	3613942000	1577	259
F5RU11350RA	1228	256	21207530	0376	226	2114N1560	0141	221	3614523171	1775	268
F5RZ11A198A	13268	282	21207550	0376	226	2114N3550	0351	226	3614525010	1800	269
F87U11350AC	1217	255	21301502	0790	240	2114N4550	0141	221	361452B102	1777	268
F8BU11350AA	0890	244	21303500	0539	231	212015501	0684	236	361452G000	1770	268
XL1U11000AA	9781	280	21309500	0684	236	212025001	0448	228	361454A100	1794	269
XL1Z11002AA	9781	280	21401500	1861	272	212035001	0376	226	3616042300	1607	260
XS6411350AA	1208	255	22402500	1858	272	212045002	0448	228	Ishikawajima	Nº ZEN	Pg.
XS6U11350AA	1208	255	22403550	1947	276	212055002	0448	228	185866150	0947	246
72DB11K003AA	0064	218	22408500	1858	272	212075002	0448	228	185866150	1722	266
D6PF11A108BA	0053	218	22409500	1858	272	212085001	0448	228			

Iskra	Nº ZEN	Pg.	Isuzu	Nº ZEN	Pg.	Italacciai	Nº ZEN	Pg.	Italacciai	Nº ZEN	Pg.
922H6	0926	245	8942082960	0351	226	SD158	0244	223	SD450	0065	218
15100152	0087	278	8942082961	0351	226	SD167	0502	230	SD450	0323	225
16900035	1088	251	8942332270	0349	226	SD169	0352	226	SD451	0300	224
16900068	1588	259	8942332770	0349	226	SD181	0327	225	SD453	0229	223
16900089	1056	250	8942363471	0737	237	SD183	0353	226	SD454	0068	219
16900151	1060	250	8942391070	0327	225	SD184	0291	223	SD456	0119	220
16900392	0926	245	8943677720	0750	238	SD185	0395	227	SD457	0131	220
16900408	0926	245	8944355630	1861	272	SD186	0111	220	SD466	0323	225
16900541	0926	245	8970256720	1865	272	SD187	0394	226	SD469	0221	222
16900902	0926	245	8970475470	1861	272	SD188	0389	226	SD483	0657	235
16900920	0228	223	8971797700	1865	272	SD192	0217	222	SD486	0541	231
16901392	0926	245	8972095483	1608	260	SD194	0245	223	SD489	0361	226
16901408	0926	245	8973291631	1608	260	SD197	0280	278	SD496	0325	225
16901658	1073	251	8973828350	1608	260	SD197	0380	278	SD499	0574	232
16901694	1616	261	9811233010	0141	221	SD198	0150	221	SD500	0404	227
16901752	1951	277	9821212340	0448	228	SD199	0398	227	SD508	0656	235
16902379	1678	263	9821212380	0376	226	SD300	0170	278	SD509	0646	235
16902507	1700	264	9821233010	0141	221	SD303	0155	221	SD804	0461	229
16902653	1709	265	Italacciai	Nº ZEN	Pg.	SD305	0080	219	SD813	0216	222
16902733	1600	260	SD002	0285	223	SD306	0223	222	SP201	0035	278
16904776	1698	264	SD012	0319	225	SD307	0228	223	SP205	0036	278
16904847	1600	260	SD013	0225	223	SD309	0139	221	SP208	0087	278
16907197	1700	264	SD015	0224	223	SD310	0420	227	SP211	0218	278
16907455	1701	264	SD016	0447	228	SD311	0406	227	Iveco	Nº ZEN	Pg.
16907851	1944	276	SD018	0304	224	SD312	0118	220	42531397	0875	243
16908746	1754	267	SD019	0411	227	SD313	0378	226	50053567	1650	262
16911403	1699	264	SD037	0362	226	SD314	0648	235	500053567	1650	262
16911538	1898	274	SD038	0226	223	SD315	0313	224	Jac	Nº ZEN	Pg.
16911910	1751	267	SD040	0463	229	SD318	0287	223	11A20	1781	268
18100021	0036	278	SD044	0570	232	SD324	0248	223	John Deere	Nº ZEN	Pg.
18100098	0035	278	SD047	0574	232	SD335	0571	232	AR54992	0434	228
18900179	0533	231	SD055	0325	225	SD341	0064	218	CH12485	1828	271
72739187	1944	276	SD060	0228	223	SD342	0320	225	19024524	0366	226
Isuzu	Nº ZEN	Pg.	SD061	0028	217	SD345	0361	226	RE503358	1952	277
2902769300	1608	260	SD062	0630	234	SD346	0318	225	Johnson Electric	Nº ZEN	Pg.
5811130170	0376	226	SD076	0286	223	SD347	0312	224	10394020	1455	256
5811230020	0376	226	SD077	0601	233	SD349	0101	219	420888994	0981	247
5811230040	0663	235	SD105	0533	231	SD350	0460	229	5712820DV30SM	0708	237
5811230070	0376	226	SD106	0533	231	SD354	0460	229	5970420DV30SN	1453	256
5811230090	0448	228	SD107	0120	220	SD356	0365	226	10328720DV30SM	0981	247
5811230150	0448	228	SD108	0213	222	SD357	0366	226	Just Parts	Nº ZEN	Pg.
5811230160	0376	226	SD112	0608	233	SD359	0353	226	BO26021N	9702	280
5811230360	0832	242	SD117	0189	222	SD400	0215	222	HT25034NPS1	9702	280
5811240030	0946	246	SD119	0453	229	SD401	0096	219	Kawasaki	Nº ZEN	Pg.
5811240030	9260	279	SD123	0310	224	SD415	0227	223	131013701	0749	238
5811240040	1827	270	SD124	0105	220	SD427	0451	228	131013703	0749	238
5811240060	9260	279	SD124	1364	256	SD436	0108	220	131013705	0749	238
8821213620	0141	221	SD125	0407	227	SD437	0482	229	131013706	0749	238
8921233010	0141	221	SD128	0407	227	SD439	0520	230	590513005	0536	231
8941155680	0737	237	SD137	0222	222	SD440	0631	234	590513005	1191	254
8941155690	1200	254	SD145	0561	232	SD441	0392	226	KHD	Nº ZEN	Pg.
8941258890	0498	230	SD149	0349	226	SD442	0418	227	01319755	1038	249
8941291870	0947	246	SD151	0351	226	SD443	0367	226	01319806	1038	249
8941291870	1722	266	SD152	0184	221	SD447	0220	222	1340070	1483	257
8941291870	1957	277	SD153	0408	227	SD449	0307	224			

Kia	Nº ZEN	Pg.	Lester	Nº ZEN	Pg.	Lester	Nº ZEN	Pg.	Lester	Nº ZEN	Pg.
361392X000	1048	250	3188	0053	218	3294	0381	226	3637	0013	217
361452A000	1695	264	3189	0053	218	3296	0110	220	3639	0010	217
Kubota	Nº ZEN	Pg.	3193	0681	236	3297	0626	234	3639	0013	217
1418263041	1827	270	3194	0681	236	3298	0110	220	3643	0013	217
1550463041	0947	246	3196	0455	229	3299	0110	220	3649	0020	217
1550463041	1722	266	3204	1224	255	3300	0112	220	3666	0020	217
1552163041	1957	277	3205	1224	255	3300	1928	275	3674	0020	217
Lada	Nº ZEN	Pg.	3207	0135	221	3339	0097	219	3686	0020	217
21013798620	0213	222	3208	0135	221	3342	0110	220	3689	0020	217
210103708620	0213	222	3209	0135	221	3352	0097	219	3690	0010	217
210803708620	0540	231	3211	0135	221	3353	0093	219	3690	0013	217
CT2213708600	0213	222	3212	0135	221	3362	0093	219	3691	0020	217
Lester	Nº ZEN	Pg.	3213	1224	255	3363	0093	219	3696	0020	217
3038	0556	231	3214	1193	254	3364	0914	244	3701	0626	234
3039	0626	234	3217	1224	255	3365	0093	219	3702	0626	234
3040	0626	234	3221	1199	254	3366	0977	247	3708	0093	219
3041	0110	220	3224	1224	255	3367	0093	219	3709	0381	226
3042	0110	220	3232	1224	255	3369	0381	226	3712	0110	220
3043	0110	220	3238	1224	255	3370	0097	219	3720	0093	219
3045	0110	220	3239	1224	255	3370	0914	244	3725	0454	229
3047	0110	220	3240	1224	255	3374	0097	219	3726	0093	219
3048	0776	239	3241	1224	255	3503	0020	217	3729	0051	218
3050	0914	244	3246	1224	255	3504	0020	217	3733	0020	217
3052	0879	243	3247	1224	255	3505	0020	217	3741	0454	229
3053	0188	222	3248	0054	218	3507	0020	217	3742	0454	229
3054	0879	243	3249	0054	218	3508	0020	217	3744	0110	220
3055	0117	220	3250	0050	218	3510	0020	217	3745	0110	220
3055	0776	239	3252	0054	218	3511	0093	219	3747	0626	234
3056	0188	222	3257	0050	218	3512	0093	219	3757	0110	220
3057	0188	222	3257	0495	230	3524	0020	217	3758	0182	221
3058	0188	222	3258	0050	218	3525	0020	217	3764	0454	229
3060	0188	222	3258	0495	230	3533	0020	217	3766	0110	220
3061	0188	222	3261	1228	256	3535	0020	217	3770	0110	220
3064	0117	220	3262	1228	256	3546	0020	217	3774	0093	219
3064	0776	239	3263	1228	256	3550	0020	217	3777	0188	222
3065	0879	243	3264	1224	255	3551	0020	217	3785	0110	220
3074	0110	220	3266	1224	255	3552	0020	217	3789	0879	243
3124	0053	218	3267	1199	254	3553	0020	217	3790	0097	219
3131	0053	218	3268	1224	255	3554	0020	217	3793	0051	218
3132	0053	218	3269	1224	255	3557	0020	217	3796	0879	243
3135	0053	218	3270	1224	255	3560	0020	217	3798	0182	221
3148	0205	222	3271	1224	255	3561	0020	217	3800	0020	217
3149	0053	218	3272	1224	255	3563	0020	217	3804	0051	218
3152	0053	218	3273	1224	255	3564	0020	217	3809	0117	220
3153	0053	218	3274	1224	255	3565	0020	217	3809	0776	239
3154	0053	218	3276	0051	218	3568	0020	217	3838	0020	217
3155	0053	218	3277	0977	247	3569	0020	217	3846	0188	222
3157	0053	218	3279	0051	218	3571	0020	217	3852	0051	218
3160	0053	218	3280	0051	218	3601	0454	229	3853	0381	226
3168	0053	218	3281	0052	218	3627	0020	217	3870	0052	218
3169	0053	218	3282	0052	218	3629	0020	217	3872	0555	231
3176	0053	218	3288	0097	219	3630	0013	217	3873	0051	218
3181	0053	218	3288	0626	234	3631	0020	217	3883	0052	218
3185	0053	218	3289	0626	234	3633	0020	217	3884	0117	220
3187	0053	218	3290	0626	234	3635	0020	217	3884	0776	239

Lester	Nº ZEN	Pg.	Lester	Nº ZEN	Pg.	Lester	Nº ZEN	Pg.	Lester	Nº ZEN	Pg.
3885	0776	239	4194	0381	226	4385	0093	219	4953	0093	219
3894	0117	220	4200	0052	218	4387	0051	218	4971	0093	219
3894	0776	239	4201	0052	218	4388	0052	218	4972	0093	219
3895	0117	220	4202	0052	218	4389	0093	219	4973	0093	219
3895	0776	239	4208	0020	217	4392	0093	219	4984	0188	222
3898	0093	219	4211	0112	220	4393	0052	218	4987	0110	220
3899	0626	234	4211	1928	275	4398	0093	219	4994	0112	220
3902	0110	220	4215	0381	226	4399	0093	219	4994	1928	275
3905	0110	220	4217	0052	218	4408	0052	218	4995	0112	220
3931	0117	220	4222	0013	217	4500	0052	218	4995	1928	275
3931	0776	239	4224	0052	218	4506	0052	218	4996	0052	218
3932	0914	244	4235	0977	247	4508	0052	218	4997	0097	219
3933	0381	226	4236	0977	247	4509	0052	218	4998	0093	219
3941	0110	220	4238	0010	217	4523	0381	226	4999	0051	218
3942	0093	219	4238	0013	217	4525	0093	219	5311	0188	222
3943	0051	218	4239	0052	218	4537	0093	219	5597	0117	220
3945	0182	221	4241	0093	219	4545	0052	218	5648	0039	217
3948	0097	219	4243	0052	218	4567	0381	226	6147	0052	218
3949	0117	220	4244	0052	218	4573	0093	219	6148	0052	218
3952	0381	226	4246	0052	218	4577	0039	217	6151	0381	226
3953	0051	218	4247	0013	217	4597	0052	218	6157	0052	218
3955	0097	219	4247	0020	217	4600	0110	220	6164	0112	220
3956	0556	231	4248	0112	220	4636	0117	220	6164	1928	275
3958	0110	220	4248	1928	275	4678	0039	217	6171	0381	226
3963	0110	220	4249	0052	218	4723	0052	218	6179	0093	219
3964	0052	218	4251	0112	220	4724	0020	217	6180	0052	218
3966	0052	218	4251	1928	275	4731	0117	220	6181	0051	218
3971	0097	219	4252	0093	219	4732	0117	220	6185	0051	218
3972	0093	219	4253	0020	217	4733	0117	220	6185	0245	223
3974	0110	220	4254	0052	218	4734	0117	220	6188	0051	218
3976	0188	222	4263	0020	217	4747	0117	220	6191	0097	219
3977	0051	218	4265	0093	219	4748	0117	220	6192	0381	226
3977	0093	219	4266	0093	219	4749	0188	222	6197	0097	219
3979	0182	221	4267	0093	219	4828	0093	219	6198	0051	218
3986	0093	219	4268	0112	220	4843	0381	226	6202	0097	219
3987	0097	219	4268	1928	275	4851	0626	234	6203	0110	220
3990	0097	219	4270	0977	247	4882	0051	218	6204	0625	234
3991	0093	219	4271	0977	247	4883	0051	218	6208	0110	220
3992	0051	218	4272	0093	219	4888	0381	226	6209	0188	222
3997	0110	220	4274	0093	219	4893	0051	218	6213	0117	220
3999	0097	219	4275	0093	219	4894	0093	219	6219	0879	243
4000	0112	220	4276	0093	219	4897	0556	231	6220	0879	243
4000	1928	275	4280	0051	218	4898	0093	219	6224	0097	219
4038	0020	217	4281	0093	219	4899	0110	220	6225	0097	219
4046	0052	218	4283	0052	218	4899	1190	254	6227	0097	219
4056	0039	217	4284	0093	219	4906	0093	219	6229	0110	220
4098	0052	218	4286	0052	218	4918	0556	231	6230	0110	220
4100	0112	220	4307	0112	220	4927	0110	220	6231	0110	220
4100	1928	275	4307	1928	275	4930	0110	220	6232	0097	219
4150	0013	217	4318	0112	220	4937	0110	220	6233	0097	219
4151	0052	218	4318	1928	275	4941	0093	219	6234	0914	244
4161	0013	217	4326	0052	218	4943	0112	220	6238	0097	219
4167	0052	218	4328	0052	218	4943	1928	275	6242	0097	219
4191	0093	219	4338	0093	219	4946	0093	219	6243	0110	220
4192	0093	219	4347	0020	217	4949	0093	219	6245	0110	220

Lester	Nº ZEN	Pg.	Lester	Nº ZEN	Pg.	Lester	Nº ZEN	Pg.	Lester	Nº ZEN	Pg.
6246	0097	219	6387	0625	234	6544	0097	219	6594	0721	237
6247	0914	244	6388	0888	243	6547	0182	221	6595	0629	234
6248	0914	244	6391	0625	234	6548	0110	220	6596	0722	237
6249	0097	219	6401	0752	238	6549	0110	220	6597	0721	237
6250	0097	219	6407	0610	233	6550	0914	244	6598	0722	237
6251	0097	219	6407	0611	233	6551	0110	220	6599	0651	235
6252	0097	219	6409	0611	233	6552	0110	220	6599	1197	254
6253	0097	219	6410	0625	234	6553	0110	220	6600	0649	235
6254	0097	219	6413	1189	253	6554	0110	220	6600	1195	254
6255	0914	244	6415	0612	233	6555	0110	220	6602	0649	235
6257	0182	221	6416	0612	233	6556	0110	220	6602	1195	254
6258	0914	244	6418	0612	233	6557	0097	219	6609	0767	239
6259	0097	219	6424	0612	233	6558	0097	219	6618	0097	219
6261	0626	234	6426	0433	228	6559	0097	219	6619	0110	220
6263	0626	234	6431	0611	233	6560	0756	238	6621	0626	234
6272	0626	234	6432	0752	238	6561	0756	238	6622	0626	234
6273	0626	234	6433	0752	238	6562	0756	238	6623	0626	234
6288	0888	243	6443	0611	233	6563	0756	238	6624	0110	220
6300	0611	233	6445	0770	239	6564	0110	220	6625	0110	220
6303	0020	217	6449	0756	238	6565	0110	220	6626	0914	244
6305	0454	229	6452	0774	239	6566	0097	219	6627	0914	244
6307	0433	228	6467	0625	234	6567	0097	219	6629	0626	234
6308	0433	228	6468	0629	234	6568	0097	219	6630	1205	254
6309	0433	228	6469	0629	234	6569	0110	220	6631	1210	255
6310	0433	228	6470	0756	238	6570	0629	234	6633	1205	254
6311	0020	217	6471	0774	239	6571	1196	254	6634	1205	254
6312	0433	228	6471	10003	277	6572	0649	235	6635	1210	255
6313	0433	228	6472	0756	238	6572	1195	254	6636	0097	219
6315	0433	228	6473	0783	240	6573	0629	234	6637	0110	220
6316	0433	228	6474	0783	240	6574	0722	237	6638	0097	219
6317	1189	253	6480	0756	238	6575	1196	254	6639	0097	219
6318	0433	228	6481	0770	239	6576	0649	235	6646	9705	280
6319	0433	228	6482	0756	238	6576	1195	254	6647	9781	280
6327	0433	228	6483	0783	240	6578	0649	235	6650	0914	244
6330	0433	228	6491	10003	277	6578	1195	254	6659	0381	226
6331	0433	228	6493	10003	277	6579	0651	235	6662	1205	254
6339	1189	253	6494	10003	277	6579	1197	254	6664	1205	254
6343	0454	229	6500	0182	221	6581	0649	235	6666	1205	254
6346	0454	229	6509	0110	220	6581	1195	254	6671	0110	220
6348	0625	234	6510	0112	220	6582	0722	237	6672	0110	220
6349	0097	219	6510	1928	275	6583	1194	254	6681	0182	221
6352	0110	220	6511	0110	220	6584	0649	235	6682	0097	219
6355	0097	219	6513	0110	220	6584	1195	254	6683	0097	219
6356	0110	220	6515	0182	221	6585	0629	234	6684	0110	220
6360	0097	219	6516	0097	219	6586	1196	254	6686	0097	219
6361	0097	219	6518	0914	244	6587	0649	235	6687	0097	219
6363	0097	219	6519	0051	218	6587	1195	254	6688	0097	219
6370	0110	220	6521	0052	218	6588	0649	235	6705	0381	226
6371	0097	219	6528	0914	244	6588	1195	254	6707	0112	220
6372	0097	219	6529	0914	244	6589	0629	234	6707	1928	275
6373	0097	219	6530	0097	219	6590	0629	234	6730	0093	219
6374	0097	219	6538	0110	220	6591	0723	237	6731	0112	220
6375	0020	217	6541	0454	229	6592	0722	237	6731	1928	275
6378	0110	220	6542	0381	226	6593	0649	235	6733	0112	220
6381	0182	221	6543	0093	219	6593	1195	254	6733	1928	275

Lester	Nº ZEN	Pg.	Lester	Nº ZEN	Pg.	Lester	Nº ZEN	Pg.	Lester	Nº ZEN	Pg.
6736	0977	247	16245	0545	231	16365	0028	217	16527	0352	226
6737	0112	220	16246	0141	221	16367	0080	219	16530	0068	219
6737	1928	275	16246	0351	226	16367	0108	220	16530	0222	222
6738	0977	247	16248	0947	246	16369	0035	278	16530	0520	230
6740	0052	218	16248	1722	266	16396	0119	220	16531	0108	220
6760	0110	220	16248	9186	279	16396	0131	220	16532	0307	224
6762	0110	220	16251	0947	246	16401	0068	219	16534	0108	220
6781	0110	220	16251	1722	266	16401	0108	220	16538	0108	220
11713	1876	273	16254	0342	225	16401	0229	223	16539	0068	219
16109	1188	253	16257	0111	220	16401	0307	224	16539	0080	219
16121	0170	278	16257	0213	222	16401	0482	229	16539	0108	220
16122	0170	278	16260	0184	221	16405	0220	222	16539	0307	224
16164	0414	227	16261	0140	221	16405	0222	222	16543	0139	221
16166	0412	227	16261	0184	221	16405	0362	226	16543	0221	222
16167	0170	278	16261	0353	226	16405	0520	230	16543	0857	243
16168	0170	278	16270	0141	221	16407	0080	219	16546	0229	223
16169	0280	278	16270	0349	226	16408	0482	229	16547	0323	225
16169	0380	278	16270	0351	226	16412	0080	219	16550	0108	220
16173	0412	227	16272	0342	225	16412	0108	220	16556	0323	225
16188	0170	278	16283	1188	253	16417	0108	220	16556	0406	227
16190	0141	221	16284	0412	227	16417	0339	225	16557	0108	220
16194	0351	226	16299	0080	219	16418	0108	220	16558	0418	227
16201	0141	221	16299	0108	220	16418	0323	225	16560	0105	220
16203	0141	221	16299	0139	221	16438	0325	225	16560	0301	224
16203	0351	226	16299	0221	222	16440	0080	219	16560	0308	224
16205	0141	221	16299	0307	224	16442	0223	222	16560	0315	224
16205	0349	226	16313	0015	217	16443	0080	219	16560	0367	226
16207	0141	221	16314	0015	217	16443	0108	220	16563	0497	230
16207	0349	226	16318	0119	220	16443	0243	223	16563	0635	234
16209	0141	221	16319	0119	220	16445	0228	223	16565	0392	226
16210	0144	221	16320	0015	217	16445	0319	225	16567	0392	226
16211	0141	221	16320	0223	222	16450	0065	218	16571	0144	221
16211	0349	226	16321	0080	219	16450	0131	220	16578	0947	246
16215	0140	221	16326	0044	217	16462	0108	220	16578	1722	266
16215	0184	221	16327	0119	220	16462	0189	222	16579	0352	226
16215	0353	226	16328	0080	219	16465	0120	220	16579	0382	226
16217	0327	225	16329	0119	220	16466	0183	221	16579	0853	243
16218	0184	221	16331	0080	219	16468	0341	225	16584	0737	237
16218	0327	225	16332	0044	217	16484	0189	222	16586	0947	246
16220	0327	225	16332	0080	219	16488	0244	223	16586	1722	266
16221	0343	225	16334	0223	222	16488	0248	223	16586	9186	279
16222	0140	221	16336	0223	222	16488	0404	227	16588	0144	221
16222	0353	226	16337	0080	219	16499	0349	226	16588	0352	226
16223	0327	225	16341	0080	219	16500	0144	221	16593	0108	220
16224	0140	221	16344	0223	222	16500	0352	226	16593	0120	220
16224	0353	226	16345	0015	217	16514	0352	226	16595	0222	222
16230	0140	221	16346	0015	217	16514	0450	228	16595	0362	226
16230	0184	221	16353	0108	220	16514	0597	233	16597	0248	223
16230	0353	226	16355	0119	220	16519	0144	221	16600	0947	246
16238	0140	221	16356	0223	222	16520	0144	221	16600	1722	266
16238	0353	226	16360	0044	217	16521	0120	220	16600	9186	279
16242	0184	221	16360	0080	219	16522	0144	221	16603	0041	217
16245	0184	221	16362	0223	222	16522	0352	226	16604	0041	217
16245	0340	225	16362	0300	224	16522	0450	228	16606	0155	221
16245	0498	230	16362	0323	225	16524	0144	221	16608	0064	218

Lester	Nº ZEN	Pg.	Lester	Nº ZEN	Pg.	Lester	Nº ZEN	Pg.	Lester	Nº ZEN	Pg.
16608	0096	219	16720	0144	221	16802	1722	266	16895	0947	246
16608	0322	225	16722	0108	220	16803	0791	240	16895	1722	266
16608	0480	229	16722	0229	223	16805	0141	221	16900	0596	233
16611	0737	237	16727	0292	224	16805	0499	230	16901	0815	241
16612	0947	246	16728	0352	226	16809	0790	240	16901	9350	279
16612	1722	266	16732	0519	230	16809	9527	280	16902	0815	241
16616	0361	226	16732	0554	231	16811	0737	237	16902	9350	279
16617	0361	226	16733	0790	240	16816	0793	240	16905	9186	279
16619	0108	220	16733	9527	280	16817	0687	236	16906	0947	246
16619	0287	223	16735	0947	246	16818	0448	228	16906	1722	266
16619	0482	229	16735	1722	266	16821	0947	246	16906	9186	279
16621	0068	219	16736	0947	246	16821	1722	266	16911	0947	246
16621	0108	220	16736	1722	266	16823	0947	246	16911	1722	266
16623	0068	219	16737	0947	246	16823	1722	266	16913	0947	246
16623	0420	227	16737	1722	266	16825	0947	246	16913	1722	266
16627	0607	233	16739	0946	246	16825	1722	266	16914	0815	241
16629	0434	228	16739	9260	279	16826	0947	246	16914	9350	279
16633	0184	221	16742	0144	221	16826	1722	266	16922	0450	228
16635	0434	228	16742	0352	226	16827	0947	246	16933	0596	233
16637	0184	221	16752	0460	229	16827	1722	266	16938	0352	226
16643	0434	228	16752	0530	231	16828	0947	246	16938	0450	228
16644	0434	228	16755	0248	223	16828	1722	266	16939	0595	233
16646	0184	221	16756	0287	223	16829	0947	246	16940	0352	226
16651	9403	279	16756	0574	232	16829	1722	266	16940	0450	228
16655	0813	241	16759	0947	246	16830	9301	279	16941	0352	226
16658	9302	279	16759	1722	266	16831	0947	246	16941	0450	228
16660	0041	217	16760	0947	246	16831	1722	266	16949	0228	223
16660	0067	218	16760	1722	266	16832	0140	221	16952	0482	229
16660	0155	221	16760	9186	279	16832	0353	226	16953	0111	220
16664	0411	227	16761	0947	246	16833	0947	246	16954	0537	231
16664	0507	230	16761	1722	266	16833	1722	266	16954	0857	243
16665	0411	227	16761	9186	279	16834	0947	246	16956	0482	229
16669	0286	223	16766	0140	221	16834	1722	266	16957	0228	223
16669	0486	230	16766	0353	226	16837	0947	246	16960	0815	241
16670	0150	221	16771	0448	228	16837	1722	266	16960	9350	279
16670	0155	221	16773	0351	226	16843	0140	221	16961	0428	228
16674	0947	246	16774	0499	230	16843	0353	226	16963	0532	231
16674	1722	266	16775	0517	230	16843	0832	242	16963	0641	235
16676	9307	279	16775	0519	230	16845	0815	241	16966	0450	228
16683	0108	220	16781	0068	219	16845	9350	279	16971	0450	228
16684	0108	220	16781	0108	220	16858	0352	226	16971	0576	232
16687	0223	222	16786	0947	246	16859	0352	226	16974	0292	224
16688	0307	224	16786	1722	266	16874	0595	233	16975	0815	241
16689	0108	220	16787	0417	227	16877	0351	226	16976	0532	231
16692	0080	219	16790	0947	246	16878	0947	246	16978	9502	279
16694	0791	240	16790	1722	266	16878	1722	266	16980	0482	229
16696	0341	225	16791	0584	232	16879	0830	242	16981	9402	279
16700	0120	220	16793	0352	226	16880	0498	230	16982	0791	240
16708	0352	226	16794	0352	226	16881	9301	279	16984	0286	223
16708	0450	228	16794	0450	228	16883	0498	230	16984	0486	230
16710	0691	236	16795	0426	227	16888	0600	233	16986	0737	237
16711	0351	226	16795	0450	228	16892	0947	246	16990	9302	279
16715	0216	222	16797	0287	223	16892	1722	266	16991	0554	231
16715	0319	225	16797	0574	232	16893	9502	279	16992	0499	230
16715	0365	226	16802	0947	246	16893	9506	280	16997	0737	237

Lester	Nº ZEN	Pg.	Lester	Nº ZEN	Pg.	Lester	Nº ZEN	Pg.	Lester	Nº ZEN	Pg.
16998	0596	233	17075	0312	224	17136	0105	220	17215	9302	279
16999	0228	223	17075	0366	226	17136	0301	224	17216	0750	238
17002	0947	246	17076	0105	220	17136	0308	224	17216	9307	279
17002	1722	266	17076	0301	224	17136	0315	224	17217	0595	233
17003	0947	246	17076	0308	224	17136	0367	226	17219	0561	232
17003	1722	266	17076	0315	224	17138	0844	242	17221	0595	233
17005	0571	232	17077	0419	227	17138	9566	280	17222	0579	232
17006	0597	233	17083	9307	279	17140	0482	229	17222	0799	240
17007	9307	279	17084	9349	279	17142	0808	241	17223	0729	237
17009	0631	234	17085	0656	235	17143	0947	246	17223	0900	244
17010	0636	234	17087	0376	226	17143	1722	266	17225	0482	229
17011	0482	229	17087	0684	236	17144	0287	223	17227	0630	234
17013	0482	229	17088	0539	231	17146	0595	233	17228	0105	220
17013	0803	241	17088	0792	240	17147	0517	230	17228	0301	224
17016	0420	227	17089	0376	226	17147	0519	230	17228	0308	224
17016	0573	232	17090	0376	226	17148	0475	229	17228	0315	224
17020	0750	238	17090	0684	236	17149	0475	229	17228	0367	226
17020	9307	279	17091	9307	279	17150	0630	234	17229	0378	226
17023	0798	240	17092	0648	235	17152	0765	239	17229	0392	226
17025	0323	225	17093	0310	224	17157	0287	223	17230	0105	220
17027	0947	246	17094	0087	278	17157	0482	229	17230	0301	224
17027	1722	266	17095	0635	234	17159	0366	226	17230	0308	224
17027	9186	279	17101	9186	279	17160	0815	241	17230	0315	224
17028	9186	279	17103	0434	228	17160	9350	279	17231	0639	234
17030	0579	232	17105	0312	224	17161	0679	236	17236	0475	229
17030	0619	234	17105	0366	226	17163	0482	229	17237	0475	229
17031	0108	220	17106	0105	220	17164	0482	229	17240	0947	246
17037	0669	235	17106	0301	224	17165	0482	229	17240	1722	266
17037	0670	236	17106	0308	224	17166	0617	233	17242	1213	255
17038	0630	234	17106	0315	224	17170	1211	255	17244	9426	279
17039	0482	229	17106	0367	226	17171	0947	246	17246	0711	237
17040	0572	232	17108	0035	278	17171	1722	266	17246	0828	242
17043	0857	243	17108	0218	278	17176	0596	233	17251	0947	246
17046	0597	233	17110	9426	279	17178	0793	240	17251	1722	266
17047	0575	232	17111	0407	227	17180	0711	237	17252	0809	241
17057	0517	230	17112	0225	223	17181	0450	228	17253	0809	241
17057	0519	230	17112	0366	226	17183	0573	232	17254	9186	279
17058	0341	225	17113	0367	226	17184	0105	220	17256	0947	246
17061	0108	220	17113	0378	226	17184	0301	224	17256	1722	266
17066	0229	223	17113	0392	226	17184	0308	224	17258	0392	226
17068	0613	233	17114	0447	228	17184	0315	224	17263	1211	255
17071	0150	221	17118	9186	279	17184	0367	226	17263	9506	280
17072	0150	221	17120	0434	228	17184	0648	235	17266	0595	233
17072	0155	221	17122	0108	220	17185	0595	233	17273	1212	255
17073	0105	220	17124	0482	229	17194	0617	233	17273	9504	280
17073	0301	224	17125	0947	246	17196	0687	236	17276	0803	241
17073	0308	224	17125	1722	266	17197	0750	238	17281	0630	234
17073	0315	224	17126	0407	227	17197	9307	279	17288	0450	228
17073	0367	226	17127	0367	226	17201	0815	241	17294	0539	231
17074	0105	220	17129	9307	279	17203	0809	241	17295	0517	230
17074	0225	223	17131	0595	233	17205	0815	241	17299	0684	236
17074	0301	224	17132	0596	233	17206	0617	233	17303	0946	246
17074	0308	224	17134	0323	225	17210	0641	235	17303	9260	279
17074	0315	224	17134	0579	232	17212	0450	228	17308	0784	240
17074	0367	226	17135	0482	229	17214	0595	233	17309	0497	230

Lester	Nº ZEN	Pg.	Lester	Nº ZEN	Pg.	Lester	Nº ZEN	Pg.	Lester	Nº ZEN	Pg.
17318	0764	239	17466	0816	241	17642	0134	220	18033	0105	220
17320	0367	226	17466	9349	279	17644	0155	221	18033	0308	224
17331	0684	236	17467	0801	241	17644	0286	223	18033	0315	224
17332	0427	227	17469	0596	233	17645	0155	221	18033	0648	235
17333	0943	246	17474	0815	241	17646	0096	219	18035	0814	241
17345	0947	246	17478	0595	233	17647	0096	219	18038	0188	222
17345	1722	266	17481	0947	246	17647	0480	229	18039	0035	278
17345	9186	279	17481	1722	266	17648	0286	223	18053	0790	240
17348	9402	279	17485	0816	241	17648	0486	230	18053	9527	280
17349	0434	228	17485	9349	279	17649	0150	221	18054	0790	240
17353	0434	228	17487	0947	246	17649	0155	221	18054	9527	280
17353	0948	246	17487	1722	266	17650	0150	221	18056	0832	242
17354	0140	221	17491	0815	241	17651	0150	221	18061	0790	240
17354	0353	226	17491	9350	279	17651	0155	221	18061	9527	280
17359	9403	279	17508	0482	229	17652	0150	221	18064	0376	226
17362	9459	279	17521	0947	246	17652	0155	221	18064	0684	236
17363	9307	279	17521	1722	266	17653	0155	221	18067	0792	240
17365	9186	279	17527	0815	241	17653	0486	230	18092	0601	233
17368	9307	279	17530	0947	246	17654	0286	223	18093	0601	233
17369	0434	228	17530	1722	266	17662	0450	228	18097	0144	221
17371	0813	241	17534	1211	255	17664	0482	229	18100	0894	244
17374	9186	279	17534	9506	280	17667	0787	240	18110	0429	228
17378	9186	279	17537	0947	246	17670	0803	241	18111	0105	220
17380	9402	279	17537	1722	266	17683	0712	237	18111	0301	224
17381	0946	246	17548	9302	279	17685	0712	237	18111	0308	224
17381	9260	279	17549	1212	255	17687	1211	255	18111	0315	224
17385	9402	279	17549	9632	280	17698	0630	234	18113	0218	278
17386	0434	228	17559	0825	242	17699	0482	229	18117	0087	278
17388	9402	279	17560	0852	242	17715	1211	255	18120	0447	228
17390	9302	279	17561	0825	242	17716	1211	255	18121	0366	226
17391	9402	279	17563	0852	242	17774	1211	255	18122	0118	220
17393	9402	279	17564	0597	233	17777	1211	255	18151	9301	279
17394	9302	279	17565	0765	239	17801	1608	260	18154	9307	279
17399	9402	279	17574	1212	255	17872	1876	273	18162	0584	232
17406	0482	229	17574	9632	280	18020	0117	220	18181	0947	246
17407	0482	229	17576	0482	229	18020	0776	239	18181	1722	266
17408	0482	229	17579	9307	279	18021	0117	220	18182	0947	246
17410	0630	234	17580	0519	230	18021	0776	239	18182	1722	266
17414	0223	222	17592	0595	233	18022	0188	222	18190	9301	279
17415	0799	240	17600	9302	279	18024	0419	227	18191	0894	244
17416	0729	237	17605	0773	239	18026	0366	226	18193	0850	242
17417	0900	244	17606	9186	279	18028	0392	226	18204	0785	240
17420	0947	246	17609	9402	279	18029	0105	220	18206	0644	235
17420	1722	266	17611	9402	279	18029	0308	224	18207	0644	235
17422	0947	246	17613	9402	279	18029	0315	224	18208	0785	240
17422	1722	266	17614	9402	279	18030	0105	220	18216	0691	236
17425	0712	237	17618	0948	246	18030	0308	224	18218	0644	235
17437	0758	238	17622	10048	280	18030	0315	224	18220	0087	278
17454	0634	234	17624	0948	246	18030	0648	235	18221	0218	278
17458	9402	279	17625	0948	246	18031	0310	224	18222	0087	278
17460	0817	241	17633	0948	246	18032	0105	220	18225	0218	278
17460	9492	279	17639	0155	221	18032	0301	224	18229	0105	220
17461	0825	242	17640	0155	221	18032	0308	224	18229	0301	224
17465	0817	241	17641	0067	218	18032	0315	224	18229	0308	224
17465	9492	279	17641	0155	221	18032	0367	226	18229	0315	224

Lester	Nº ZEN	Pg.	Lucas	Nº ZEN	Pg.	Lucas	Nº ZEN	Pg.	Lucas	Nº ZEN	Pg.
18229	0367	226	TMB009	0779	239	TMB480	0108	220	26256287	1509	257
18230	0929	245	TMB022	0837	242	TMB482	0065	218	26256545	1504	257
18233	0638	234	TMB042	0855	243	TMB483	0111	220	26256675	1717	265
18236	0378	226	TMB052	0866	243	TMB484	0044	217	26257341	1615	261
18237	0105	220	TMB066	0846	242	TMB486	0191	222	35259278	1622	261
18237	0301	224	TMB100	0150	221	TMB487	0192	222	54240293	0280	278
18237	0308	224	TMB101	0064	218	TMB554	0475	229	54240293	0380	278
18237	0315	224	TMB102	0286	223	TMB566	0520	230	54240294	0280	278
18237	0367	226	TMB103	0506	230	TMB570	0482	229	54240294	0380	278
18250	0367	226	TMB104	0322	225	TMB584	0745	238	54240295	0280	278
18253	0087	278	TMB105	0067	218	TMB585	0799	240	54240295	0380	278
18254	0418	227	TMB106	0615	233	TMB620	0213	222	54240795	0064	218
18255	0781	240	TMB108	0507	230	TMM901	0786	240	54242044	0507	230
18257	0218	278	TMB115	0096	219	TMM990	0890	244	54242330	0280	278
18259	0118	220	TMB116	0398	227	TNB010	0729	237	54242330	0380	278
18259	0418	227	TMB118	0485	230	TNB044	0028	217	54243657	0412	227
18262	0286	223	TMB120	0155	221	TNB108	0155	221	54243741	0485	230
18262	0486	230	TMB121	0486	230	TNB137	1188	253	54243781	0286	223
18264	0480	229	TMB124	0411	227	TNB142	0412	227	54243783	0096	219
18272	0948	246	TMB125	0134	220	TNB145	0414	227	54243848	0064	218
18295	0785	240	TMB130	0594	232	TNB147	0412	227	54244389	0041	217
18298	0684	236	TMB148	0480	229	TNB149	0412	227	54244686	1188	253
18305	0536	231	TMB150	0218	278	TNB159	0502	230	54244938	0150	221
18305	1191	254	TMB150	0449	228	TNB165	0155	221	54245201	1188	253
18312	0737	237	TMB156	0087	278	TNB167	0541	231	54245341	1188	253
18322	0832	242	TMB167	0823	241	TNB169	0486	230	54246005	1188	253
18330	0749	238	TMB171	0821	241	TNB172	0557	231	54246252	0412	227
18416	0773	239	TMB173	1475	257	TNB173	0591	232	54246285	0150	221
18648	0749	238	TMB174	0822	241	TNB176	0960	246	54246340	0398	227
18928	0776	239	TMB182	0820	241	TNB402	0085	219	54246654	0150	221
19195	1876	273	TMB196	0863	243	TNB407	0105	220	54246661	0064	218
19981	1876	273	TMB208	0796	240	TNB408	0497	230	54246662	0286	223
30011	0776	239	TMB211	0189	222	TNB439	0118	220	54246663	0506	230
30019	0776	239	TMB263	0287	223	TNB445	0043	217	54246724	0322	225
32949	0776	239	TMB265	0574	232	TNB460	0024	217	54246725	0067	218
3508M	0020	217	TMB266	0570	232	TNB461	0034	217	54246727	0615	233
3510M	0020	217	TMB275	0647	235	TNB463	0025	217	54246729	0507	230
62042662A	9702	280	TMB276	0657	235	TNB674	0748	238	54246738	0096	219
Lifan	Nº ZEN	Pg.	TMB281	0775	239	TWB235	0104	219	54246739	0398	227
101BMP2991	0188	222	TMB350	1192	254	TWB240	0125	220	54246741	0485	230
101BMP2992	0930	245	TMB401	0163	221	TWB245	0186	222	54246896	0096	219
Lucas	Nº ZEN	Pg.	TMB404	0221	222	TWB246	0329	225	54246989	0322	225
27330	0445	228	TMB411	0323	225	TWB247	0328	225	54247034	0155	221
229278	1622	261	TMB419	0046	218	TWB251	0293	224	54247036	0155	221
250698	0171	278	TMB420	0080	219	TWB254	0505	230	54247077	1188	253
291484	0041	217	TMB421	0068	219	TWB2520	0294	224	54247179	0414	227
TDB045	0045	218	TMB427	0319	225	11123205	1613	260	54247181	1188	253
TDB070	0010	217	TMB439	0229	223	26241018	1682	263	54247184	0398	227
TDB441	0747	238	TMB448	0108	220	26241399	1707	265	54247187	0096	219
TDB974	0770	239	TMB450	0361	226	26242815	1731	266	54247188	0064	218
TLB111	0280	278	TMB454	0420	227	26245621	1716	265	54247389	0486	230
TLB111	0380	278	TMB455	0482	229	26253081	1502	257	54247393	0480	229
TLB112	0170	278	TMB471	0228	223	26253237	1526	258	54247396	0411	227
TLB165	0041	217	TMB474	0639	234	26253621	1518	258	54247397	0134	220
TMB008	0854	243	TMB475	0851	242	26256097	1516	258	54248606	0594	232

Lucas	Nº ZEN	Pg.	Lucas Indiel	Nº ZEN	Pg.	Lucas Indiel	Nº ZEN	Pg.	Lucas Indiel	Nº ZEN	Pg.
54249032	0412	227	220402	0825	242	222439	0118	220	223228	0293	224
54249035	0414	227	220406	1003	248	222460	0024	217	223231	0315	224
54249041	0412	227	220407	1023	249	222461	0034	217	223232	0319	225
54249043	0412	227	220408	1024	249	222463	0025	217	223235	0340	225
54252212	0170	278	220409	1031	249	222495	0497	230	223236	0352	226
54252215	0280	278	220414	1069	250	222501	0769	239	223237	0376	226
54252215	0380	278	220415	1070	250	222503	0925	245	223240	0394	226
54256984	0322	225	220416	1072	251	222514	0890	244	223241	0395	227
54257675	0506	230	220418	1109	252	222525	0630	234	223244	0404	227
54258190	0064	218	220419	1117	252	222901	0440	228	223249	0420	227
54259688	0067	218	220421	1153	252	223101	0006	217	223250	0448	228
54259800	0322	225	220423	1168	253	223102	0020	217	223252	0450	228
54261658	0280	278	220424	1169	253	223103	0028	217	223254	0453	229
54261658	0380	278	220425	1170	253	223104	0035	278	223256	0460	229
54262658	0412	227	220427	1194	254	223105	0036	278	223259	0475	229
54267004	0502	230	220434	1478	257	223111	0097	219	223261	0482	229
54267317	0449	228	220441	1561	259	223117	0348	225	223262	0486	230
54267478	0502	230	220443	1576	259	223119	0520	230	223265	0496	230
54268139	0480	229	220445	1597	260	223120	0575	232	223266	0502	230
54268140	0541	231	220625	0990	247	223121	0729	237	223270	0533	231
54268141	0155	221	221167	0823	241	223122	0745	238	223271	0540	231
54268142	0486	230	221192	0458	229	223124	0786	240	223274	0579	232
54268565	0557	231	221263	0287	223	223125	0799	240	223277	0603	233
54290474	0591	232	221291	0461	229	223126	0837	242	223278	0610	233
54290585	0480	229	221292	0656	235	223127	0846	242	223279	0612	233
54290840	0821	241	221293	0787	240	223128	0866	243	223285	0631	234
54291735	0820	241	221294	0747	238	223137	0013	217	223290	0720	237
54291911	0823	241	221411	0323	225	223138	0015	217	223291	0732	237
54292179	0960	246	221421	0068	219	223140	0022	217	223293	0748	238
54292464	0863	243	221480	0108	220	223145	0032	278	223294	0770	239
54292929	0822	241	221482	0065	218	223153	0051	218	223295	0796	240
54294813	0975	247	221483	0111	220	223164	0064	218	223296	0805	241
54294922	0155	221	221484	0044	217	223165	0067	218	223297	0806	241
60251022	0280	278	221486	0191	222	223176	0080	219	223299	1208	255
60251022	0380	278	221487	0192	222	223181	0088	278	223302	0838	242
60600024	0155	221	221491	0709	237	223185	0093	219	223305	0855	243
60600038	0486	230	221493	0115	220	223187	0096	219	223307	0779	239
60600050	0286	223	221601	0213	222	223188	0101	219	223311	0366	226
60600066	0150	221	221710	0010	217	223190	0110	220	223312	0367	226
60600077	0411	227	221711	0045	218	223191	0112	220	223313	0378	226
60600078	0134	220	221830	0397	227	223191	1928	275	223315	0571	232
60600210	0064	218	221831	0744	238	223192	0114	220	223317	0131	220
66241474	0917	245	221832	0713	237	223193	0117	220	223320	0223	222
66241583	0908	244	221833	0407	227	223197	0133	220	223321	0292	224
66241709	0918	245	221901	0443	228	223199	0140	221	223322	0351	226
2WO911335	1092	251	221902	0731	237	223201	0144	221	223329	0532	231
85540681010	1477	257	221903	0050	218	223204	0087	278	223332	0641	235
Lucas Indiel	Nº ZEN	Pg.	221904	0609	233	223205	0150	221	223333	0752	238
220198	0915	244	221905	0714	237	223211	0182	221	223409	0039	217
220206	0826	242	221911	0605	233	223212	0188	222	223464	0184	221
220210	1134	252	222402	0085	219	223222	0228	223	223467	0189	222
220270	1133	252	222407	0105	220	223223	0243	223	223481	0215	222
220310	0978	247	222419	0218	278	223224	0248	223	223482	0216	222
220400	0624	234	222421	0087	278	223226	0286	223	223486	0222	222
220401	0801	241	222422	0089	278	223227	0291	223	223505	0245	223

Lucas Indiel	Nº ZEN	Pg.	Lucas Indiel	Nº ZEN	Pg.	Lucas Indiel	Nº ZEN	Pg.	Lucas Indiel	Nº ZEN	Pg.
223555	0304	224	224097	0997	248	229985	0942	246	35260198	0915	244
223561	0310	224	224098	0998	248	229988	0836	242	35260202	0915	244
223569	0320	225	224099	0999	248	229989	0965	247	35260206	0826	242
223573	0325	225	226660	1623	261	K01554	1647	262	35260280	0916	245
223585	0341	225	227326	0183	221	1018679	0183	221	35260290	0945	246
223602	0362	226	227327	0158	221	4A54440	0161	221	35260310	0978	247
223605	0365	226	227330	0445	228	32557814	0102	219	35260500	0991	247
223644	0426	227	227331	0160	221	35255553	0244	223	35260590	0983	247
223657	0447	228	227332	0161	221	35255870	0102	219	35260625	0990	247
223659	0454	229	227336	0461	229	35256654	0441	228	35260810	0978	247
223664	0461	229	227336	0462	229	35256777	0238	223	35260832	1595	260
223709	0528	231	227339	0238	223	35256861	0102	219	35260838	1648	262
223745	0570	232	227344	0463	229	35257090	0162	221	35260875	1523	258
223746	0572	232	227632	0120	220	35257326	0244	223	35260932	1092	251
223747	0573	232	227783	0467	229	35257330	0445	228	35260958	1604	260
223751	0580	232	227785	0468	229	35257331	0160	221	35260967	1684	264
223755	0584	232	227796	0740	238	35257332	0161	221	35260975	1621	261
223763	0594	232	227799	0742	238	35257336	0462	229	35260999	1623	261
223764	0595	233	227814	0102	219	35257340	0162	221	35261112	1617	261
223766	0597	233	227816	0492	230	35257521	0467	229	35261134	1603	260
223782	0619	234	227911	0771	239	35257525	0468	229	35261299	1596	260
223787	0629	234	227951	0741	238	35257650	0469	229	35261302	1091	251
223788	0632	234	227965	0743	238	35257707	0459	229	35261303	1092	251
223789	0633	234	228042	0389	226	35257783	0467	229	35261527	1603	260
223790	0634	234	228099	0441	228	35257798	0740	238	35261625	1719	265
223791	0635	234	228131	0162	221	35257802	0742	238	35261899	1785	268
223792	0636	234	228133	0467	229	35257814	0102	219	35261976	1713	265
223795	0639	234	228134	0469	229	35257816	0492	230	35262227	0916	245
223801	0646	235	228135	0740	238	35257820	0441	228	35262929	1617	261
223808	0657	235	228136	0742	238	35257824	0868	243	4A504187	0160	221
223854	0706	237	228137	0741	238	35257911	0771	239	54291022	1475	257
223900	0775	239	228138	0743	238	35257952	0741	238	58351424	0158	221
223908	0784	240	228139	0468	229	35257963	0743	238	Lucas TVS	Nº ZEN	Pg.
223918	0797	240	228141	0155	221	35258131	0162	221	26242763	1799	269
223919	0798	240	228204	0438	228	35258133	0467	229	26247643	1854	271
223920	0800	240	228205	0439	228	35258135	0740	238	Magneti Marelli	Nº ZEN	Pg.
223926	0808	241	228229	0753	238	35258136	0742	238	AMB0453	1175	253
223927	0809	241	228266	0772	239	35258137	0741	238	85553621	1902	274
223960	0852	242	228368	0762	239	35258138	0743	238	Magneton	Nº ZEN	Pg.
223965	0861	243	228384	0762	239	35258139	0468	229	443937150860	0892	244
223976	0875	243	228396	0860	243	35258229	0753	238	Mahindra	Nº ZEN	Pg.
223979	0879	243	229023	1635	261	35258266	0772	239	4001115632A	1615	261
224000	0900	244	229027	0978	247	35258384	0762	239	Man	Nº ZEN	Pg.
224006	0906	244	229033	0991	247	35258393	0469	229	51262090008	12839	281
224035	0935	245	229278	1622	261	35258396	0860	243	Mazda	Nº ZEN	Pg.
224036	0936	245	229697	1726	266	35259027	0978	247	022224722	0144	221
224037	0937	245	229773	1091	251	35259033	0991	247	029024830	0184	221
224038	0938	246	229873	1090	251	35259037	0983	247	060423710	0341	225
224062	0962	247	229902	1636	262	35259278	1622	261	134624709	0341	225
224072	0972	247	229912	1637	262	35259697	1726	266	175723709	0144	221
224075	0975	247	229916	1602	260	35259873	1090	251	489324722	0426	227
224076	0976	247	229938	1596	260	35259902	1636	262	808824722	0352	226
224078	0978	247	229979	0932	245	35259916	1602	260	859924740	0957	246
224090	0990	247	229983	1026	249	35259938	1596	260	859924740	12658	281
224091	0991	247	229984	1027	249	35259978	1651	262	859924740	12659	281

Mazda	Nº ZEN	Pg.	Mitsubishi	Nº ZEN	Pg.	Mitsubishi	Nº ZEN	Pg.	Mitsubishi	Nº ZEN	Pg.
AM1518X25	0595	233	MD602678	0327	225	M191T16771	1018	248	M191X67685	0887	243
B30118400	0636	234	MD602679	0144	221	M191T16971	1018	248	M191X67771	0887	243
B30118X45	0636	234	MD604047	0184	221	M191T18271	0806	241	M191X67871	0887	243
B63018X45	0450	228	MD604047	0341	225	M191T19071	1538	258	M191X67885	0887	243
E35618X45	0450	228	MD604048	0184	221	M191T19271	1774	268	M191X68071	1024	249
F21418X25	0596	233	MD604080	0184	221	M191T22071	0450	228	M191X68171	1563	259
H83318X45	0352	226	MD607283	0352	226	M191T22271	0584	232	M191X68271	0887	243
F8RU88D004	1646	262	MD607540	1043	249	M191T22371	0450	228	M191X68471	1567	259
Mercedes Benz	Nº ZEN	Pg.	MD607789	12812	281	M191T22471	0836	242	M191X68671	0887	243
0001515813	0221	222	MD607791	1047	250	M191T22571	0853	243	M191X69271	1903	274
0001516513	1111	278	MD607894	0450	228	M191T22771	0450	228	M191X69671	1904	274
0001517013	0105	220	MD608273	0352	226	M191T22871	0584	232	M191X93571	0887	243
0001517013	1364	256	MD611211	0595	233	M191T22971	0450	228	M191X94471	1921	275
0001517913	1180	253	MD611372	0450	228	M191T23071	0450	228	M191X95971	1906	274
0001519701	1180	253	MD618963	1024	249	M191T23171	0584	232	M191Y57081	1924	275
0001519713	1180	253	MD619204	1567	259	M191T23371	1727	266	M357T70171	1043	249
0011511813	1038	249	MD620980	1839	271	M191T23471	0450	228	M357T70771	1043	249
0011512113	1485	257	ME700121	0957	246	M191T26171	0519	230	M357T71671	12658	281
0011513213	1038	249	ME700121	12658	281	M191T26771	0636	234	M357T71671	12659	281
3431517113	0025	217	ME700121	12659	281	M191T30171	0144	221	M357T72671	1046	249
3431517113	0034	217	ME700972	1046	249	M191T30971	0144	221	M357T72672	1046	249
A0001516513	1111	278	ME701487	0887	243	M191T30972	0144	221	M357T73171	0957	246
Mercury Marine	Nº ZEN	Pg.	ME701648	0887	243	M191T30973	0144	221	M357T73571	1853	271
685753	1673	263	ME701651	0887	243	M191T30974	0352	226	M357T75571	1047	250
Mitsuba	Nº ZEN	Pg.	MM502529	9426	279	M191T31071	0426	227	M357T76171	0957	246
SM13	0751	238	MM502531	1043	249	M191T32271	0427	227	M357T76171	12658	281
5485502	1849	271	241894471	1921	275	M191T33071	0144	221	M357T76171	12659	281
SH07118	1849	271	MD6020599	0144	221	M191T33371	0352	226	M357T77371	0957	246
M191X68785	1563	259	N31818X25	1702	264	M191T34071	0352	226	M357X72672	1046	249
31204PD1003	0815	241	23314T9000	0957	246	M191T35171	0352	226	M357X73571	1853	271
Mitsubishi	Nº ZEN	Pg.	23314T9000	12658	281	M191T35271	0426	227	M357X85273	1046	249
1X18	1771	268	23314T9000	12659	281	M191T41971	1933	275	M605X23471	9426	279
6Z12	1876	273	M001T73283	0595	233	M191T57072	1924	275	M605X25771	9426	279
K300	0144	221	M191T12070	0595	233	M191T57081	1924	275	M605X26971	9791	280
K309	0340	225	M191T12071	0595	233	M191T57083	1924	275	M605X27971	12660	281
K320	0144	221	M191T12171	0596	233	M191T65571	0670	236	M605X31971	0957	246
12071	0595	233	M191T12271	0597	233	M191T66271	0669	235	M605X31971	12658	281
12471	0595	233	M191T12272	0597	233	M191T68071	1024	249	M605X31971	12659	281
15171	1680	263	M191T12471	0595	233	M191T68771	1563	259	M605X32471	9426	279
15471	1764	267	M191T12571	0711	237	M191T76081	0801	241	M605X34971	9495	279
15871	1706	265	M191T12671	0679	236	M191T90271	1808	269	M605X36171	12660	281
16171	0600	233	M191T12871	0617	233	M191T93971	1063	250	M605X64571	12657	281
19971	1764	267	M191T12971	1592	260	M191T94071	1661	262	M605X65171	12812	281
40571	1876	273	M191T13271	0596	233	M191T96571	1807	269	M191T602052	0144	221
68971	1063	250	M191T13471	0712	237	M191X15871	1706	265	M191T602059	0144	221
75571	1047	250	M191T13571	0758	238	M191X16371	1702	264	M191YT41971	1933	275
78971	1918	275	M191T13671	0806	241	M191X16771	1018	248	M357T707971	1043	249
93971	1063	250	M191T14271	0801	241	M191X16971	1018	248	Motorcraft	Nº ZEN	Pg.
MD02052	0144	221	M191T14371	0825	242	M191X18971	1945	276	SDE354	1019	248
092441971	1933	275	M191T14671	0806	241	M191X19971	1764	267	MYR	Nº ZEN	Pg.
MD312858	1024	249	M191T15071	1024	249	M191X243BT	1801	269	0110	12683	285
MD600679	0144	221	M191T15171	1680	263	M191X41271	1909	274	0128	12690	285
MD602052	0144	221	M191T15271	1761	267	M191X42471	1916	275	0141	12675	285
MD602059	0327	225	M191T15871	1706	265	M191X67571	0887	243	0144	12684	285
MD602678	0144	221	M191T16171	0600	233	M191X67585	0887	243	0146	12687	285

MYR	Nº ZEN	Pg.	Nippondenso	Nº ZEN	Pg.	Nippondenso	Nº ZEN	Pg.	Nippondenso	Nº ZEN	Pg.
0147	12682	285	0280996580	1211	255	0283003350	0140	221	0283717060	9678	280
0149	12686	285	283000010	1201	254	0283003490	0339	225	2801113060	0841	242
1015	12685	285	0283000660	0140	221	0283003570	0498	230	2801154070	1215	255
1019	12681	285	0283000800	0327	225	0283003571	0498	230	2801174070	1211	255
1037	12689	285	0283000801	0327	225	0283003590	0343	225	280210N080	1816	270
7056	12693	285	0283000830	0341	225	0283003630	0947	246	2810054310	0921	245
7080	12694	286	0283000831	0341	225	0283003630	1722	266	Nissan	Nº ZEN	Pg.
7147	12695	286	0283000851	0184	221	0283003631	0947	246	4169960	0608	233
Nashville	Nº ZEN	Pg.	0283000891	0549	231	0283003631	1722	266	4226442	0608	233
4520100	0439	228	0283000901	0140	221	0283003690	9402	279	4474695	0608	233
45210100	0438	228	0283000911	0140	221	0283003880	0686	236	4475032	0608	233
Nikko	Nº ZEN	Pg.	0283001020	0184	221	0283004011	1097	251	212025001	0448	228
0230001030	0894	244	0283001280	0434	228	0283004081	1097	251	212045002	0448	228
0230001031	0894	244	0283001390	0343	225	0283004082	1097	251	233120990	0141	221
0230001050	0894	244	0283001540	0184	221	0283004160	0947	246	233542L70	0595	233
0230001070	0894	244	0283001542	0184	221	0283004160	1722	266	2354V0700	0790	240
0230001071	0894	244	0283001600	0947	246	283004320	0765	239	23300H6000	0349	226
0230001080	0894	244	0283001600	1722	266	0283004390	0576	232	2331210600	0141	221
0235000350	0895	244	0283001601	0947	246	0283004410	0498	230	2331210605	0141	221
0235000353	0895	244	0283001601	1722	266	0283005400	0841	242	2331210G00	0790	240
1235000010	0894	244	0283001602	0947	246	0283005430	10049	281	2331211M00	0790	240
Nippon	Nº ZEN	Pg.	0283001602	1722	266	0283005450	9402	279	233121E400	1021	249
0280906580	1555	259	0283001603	0947	246	0283005720	0950	246	2331221000	0141	221
0280996580	1555	259	0283001603	1722	266	0283005800	0951	246	2331221005	0141	221
0283001800	1957	277	0283001603	9186	279	283005820	0830	242	2331231U00	1016	248
0283002200	1957	277	0283001660	0434	228	0283005850	0576	232	2331231U01	1017	248
0283005490	1957	277	0283001690	0327	225	0283006000	0773	239	2331236A00	0793	240
0283005710	1957	277	0283001780	0607	233	0283006070	0809	241	2331237502	0448	228
0283006210	1957	277	0283001790	0947	246	0283006190	9349	279	2331237504	0448	228
0283007610	1863	272	0283001790	1722	266	283006680	0808	241	2331242670	0595	233
0283007670	1864	272	0283001791	0947	246	283006860	0750	238	2331242L60	0634	234
0283007680	1863	272	0283001791	1722	266	0283006940	0947	246	2331243601	0141	221
0283007860	1863	272	0283001800	0947	246	0283006940	1722	266	2331243G00	1862	272
0283007940	0818	241	0283001800	1722	266	0283006960	0809	241	2331250Y01	1020	248
0283008100	1863	272	0283001811	9349	279	0283006990	0818	241	2331276201	0448	228
Nippondenso	Nº ZEN	Pg.	0283001840	0946	246	0283007160	1213	255	2331290J00	0863	243
028300085	0327	225	0283001841	0946	246	0283007170	0818	241	2331293J00	1062	250
028300800	0327	225	0283001841	9260	279	283007270	0816	241	23312AA000	0600	233
0280906580	1211	255	0283001842	0946	246	0283007530	0948	246	23312AA050	1018	248
0280992700	0921	245	0283001860	0813	241	0283007710	0773	239	23312C0600	0429	228
0280993088	9186	279	0283001870	0342	225	0283007711	0773	239	23312D0100	0499	230
0280993090	9186	279	0283001930	0339	225	283007720	0817	241	23312E3000	0141	221
0280993210	9403	279	0283001951	0140	221	0283007910	1213	255	23312E3010	0144	221
0280993230	9302	279	0283002000	0947	246	0283007990	0818	241	23312E3300	0141	221
0280993270	9402	279	0283002000	1722	266	0283008100	10049	281	23312E6000	0141	221
0280993310	9301	279	0283002011	9301	279	0283008550	10049	281	23312E6700	0349	226
0280993380	9307	279	0283002100	0545	231	0283008600	10049	281	23312E6800	0351	226
0280993400	9260	279	0283002110	0947	246	0283008870	1734	266	23312E6801	0351	226
0280993910	9678	280	0283002110	1722	266	0283009541	1841	271	23312H5000	0349	226
0280995590	12609	281	0283002111	0947	246	0283010020	1211	255	23312H5001	0349	226
0280996200	9459	279	0283002111	1722	266	0283010060	1212	255	23312H6700	0349	226
0280996260	9307	279	0283002270	0947	246	0283711980	12609	281	23312H6900	0349	226
0280996300	9307	279	0283002270	1722	266	0283715730	9678	280	23312H9100	0737	237
0280996310	9349	279	0283003320	0341	225	0283716190	12609	281	23312J2003	0580	232
0280996550	12609	281	0283003321	0341	225	0283716490	9506	280	23312KA050	0517	230

Nissan	Nº ZEN	Pg.	Paris Rhone	Nº ZEN	Pg.	Prestolite	Nº ZEN	Pg.	Remy	Nº ZEN	Pg.
23312M1500	0382	226	70672	0217	222	226660	1623	261	D2018	0050	218
23312M1501	0382	226	076980	0248	223	229278	1622	261	D2020	0020	217
23312M4901	0737	237	078862	0189	222	229912	1637	262	D2021	0052	218
23312M4902	0791	240	092079	0189	222	K01212	12692	285	D2023	1216	278
23312M8000	0517	230	093297	0189	222	K01219	12687	285	D2024	0093	219
23312M8101	0554	231	093623	0248	223	K01221	12675	285	D2024	0568	232
23312N0900	0141	221	95464	0285	223	K01222	12684	285	D2025	0093	219
23312N3300	0351	226	95956	0216	222	K01261	12684	285	D2025	0568	232
23312N5900	0737	237	95990	0215	222	K01265	12695	286	D2026	0566	232
23312N5903	0737	237	096118	0189	222	K01284	12675	285	D2028	0013	217
23312T9000	0901	244	097062	0248	223	K01343	12688	285	D2032	0433	228
23312T9003	0901	244	97584	0463	229	K01349	12684	285	D2032	1189	253
23312U6000	0351	226	99738	0571	232	K01469	12684	285	D2036	0567	232
23312V0601	0448	228	99931	0287	223	K01555	1837	271	D2037	0112	220
23312V5301	0737	237	99931	1187	253	K01678	1888	273	D2037	1928	275
23312V5302	0737	237	103066	0117	220	K21147	12682	285	D2042	0093	219
23312V6000	0351	226	103611	0570	232	K21148	12684	285	D2042	0568	232
23312Y0511	0352	226	103624	0530	231	35258669	12682	285	D2043	0566	232
23312Y0700	0351	226	103790	0463	229	35258853	12686	285	D2047	0610	233
23314Z9002	0901	244	105325	0461	229	35259278	1622	261	D2048	0611	233
233540B710	1019	248	105538	0656	235	35259465	12684	285	D2049	0020	217
2335410T00	1947	276	105540	0646	235	35259859	12687	285	D2050	0612	233
2335411M00	1200	254	106140	0574	232	35259915	12688	285	D2054	1195	254
2335416E01	1207	254	180826	0647	235	35259952	12675	285	D2107	0051	218
2335420R10	0596	233	180827	0961	247	35259959	12692	285	D4123	0051	218
2335430R10	0679	236	181068	0657	235	35260975	1621	261	F2003	0205	222
2335442L10	0450	228	182412	0775	239	35260999	1623	261	F2004	0053	218
2335442L11	0450	228	183917	0574	232	35261035	0945	246	S5894	0454	229
2335442L70	0595	233	184448	0775	239	35261303	1092	251	113218	1880	273
2335453J11	0711	237	184530	0961	247	35261543	1647	262	0800026	0052	218
23354N5912	1043	249	185182	0656	235	35262268	1784	268	0800069	0182	221
23354T5000	0853	243	186020	0747	238	DRA3002D	0767	239	0800071	0182	221
23354V0700	0790	240	594029	0775	239	M93R3001SE	1881	273	800965	0381	226
2335704E10	0595	233	594031	0775	239	Raisman	Nº ZEN	Pg.	830620	0110	220
2335720H12	9495	279	Polaris	Nº ZEN	Pg.	MM90200	1672	263	830621	0626	234
23357M4901	9528	280	3084981	0751	238	OM90050	1656	262	830622	1190	254
23357N5900	9488	279	3240120	0749	238	OM90070	1668	263	A43652	0112	220
23357W1011	9426	279	4060119	0749	238	OM90090	1673	263	A43652	1928	275
23357W1700	9527	280	Porsche	Nº ZEN	Pg.	OM900V4	1671	263	DR2000	0243	223
23312M15001	0382	226	21301502	0790	240	OM90100	1669	263	DR2001	0243	223
233312KA050	0517	230	213065001	0790	240	OM90150	1669	263	DR2003	0243	223
233312V0601	0448	228	213075004	0790	240	OM900V49	1670	263	ESP281	1605	260
OMC	Nº ZEN	Pg.	2331211M00	0790	240	Remy	Nº ZEN	Pg.	1108481	0020	217
385949	1673	263	23354V0700	0790	240	C2000	0054	218	1109625	0110	220
Onan	Nº ZEN	Pg.	21013708620	0213	222	C2001	0050	218	1114087	0097	219
1911087	0427	227	CT2213708600	0213	222	C2002	0054	218	1838065	0135	221
1911443	12660	281	Prestolite	Nº ZEN	Pg.	D2001	0039	217	1839099	0039	217
1911953	0943	246	PD71	0117	220	D2003	0013	217	1846089	1190	254
Pal	Nº ZEN	Pg.	PD8A	0188	222	D2005	0052	218	1851430	0051	218
932208	0902	244	59225	0879	243	D2008	0020	217	1852410	0052	218
443937150171	0831	242	KJD08	12686	285	D2009	0052	218	1852570	0052	218
Paris Rhone	Nº ZEN	Pg.	KJD09	12686	285	D2010	1216	278	1852716	0093	219
013610	0287	223	KJD20	12684	285	D2012	1216	278	1852716	0568	232
54457	0458	229	KJD21	12684	285	D2014	0020	217	1852970	0052	218
55105	0217	222	PD13A	0879	243	D2017	0051	218	1865687	0522	230

Remy	Nº ZEN	Pg.	Remy	Nº ZEN	Pg.	Remy	Nº ZEN	Pg.	Remy	Nº ZEN	Pg.
1874133	0039	217	1932188	0013	217	1952083	0110	220	1984511	0433	228
1875687	0020	217	1932308	0566	232	1952410	0052	218	1984511	1189	253
1875802	0566	232	1932526	0117	220	1952410	0567	232	1985129	0188	222
1875852	0051	218	1932545	0117	220	1952486	0051	218	1985131	0879	243
1875852	0566	232	1932603	0879	243	1952832	1216	278	1985132	0930	245
1876857	0093	219	1932604	1866	272	1953151	0914	244	1985262	0624	234
1876857	0568	232	1932605	0117	220	1953373	0110	220	1986244	0625	234
1877333	0566	232	1932890	0051	218	1954437	0032	278	1987756	0566	232
1877345	0112	220	1932890	0566	232	1954842	0020	217	1989214	0610	233
1877345	1928	275	1933214	0032	278	1954842	1184	253	3471040	0243	223
1877350	0381	226	1933404	0930	245	1954867	0020	217	3471490	0243	223
1877353	0051	218	1933471	0093	219	1955777	0110	220	3471912	0243	223
1877353	0566	232	1933471	0568	232	1958621	1216	278	4019393	0093	219
1877354	0051	218	1933838	0381	226	1958842	0032	278	4019393	0568	232
1877355	0093	219	1934488	0051	218	1960370	0110	220	07363070	0010	217
1877355	0568	232	1935487	0110	220	1961372	0032	278	8000045	10003	277
1878079	1216	278	1935827	0020	217	1964127	0093	219	8000058	10003	277
1881636	1216	278	1935829	0020	217	1964127	0568	232	8000066	0110	220
1883768	0032	278	1935992	0052	218	1964293	1216	278	8000067	0626	234
1887463	1216	278	1936647	0097	219	1964300	0188	222	8000068	0097	219
1889129	0054	218	1937554	0977	247	1964302	0188	222	9000856	10003	277
1892899	0052	218	1938065	0135	221	1965358	0051	218	9000868	10003	277
1892899	0567	232	1938637	1216	278	1965358	0566	232	9000876	10003	277
1893560	0097	219	1938976	0032	278	1965538	0020	217	9000881	10003	277
1893561	0914	244	1939178	0032	278	1965723	0020	217	9000896	10003	277
1893562	0182	221	1939444	0050	218	1965923	0020	217	9000901	10003	277
1894211	0110	220	1939506	0013	217	1966931	0093	219	9000933	10003	277
1894212	0626	234	1940134	0051	218	1966931	0568	232	9000939	10003	277
1894213	0097	219	1940138	0051	218	1967042	0051	218	9000948	10003	277
1894214	0182	221	1941119	0093	219	1967779	0110	220	9000977	10003	277
1894216	0182	221	1941119	0568	232	1968131	0112	220	10451980	0770	239
1894220	0556	231	1941157	0093	219	1968131	1928	275	10452348	10003	277
1894221	0555	231	1941157	0568	232	1968355	0093	219	10452918	1614	260
1904170	1216	278	1942950	0093	219	1968355	0568	232	10452929	1082	251
1909204	1216	278	1942950	0568	232	1970376	0112	220	10455504	10003	277
1909514	0188	222	1945487	0110	220	1970376	1928	275	10456422	0020	217
1912766	1216	278	1945842	0020	217	1970527	0626	234	10456455	0629	234
1913587	1216	278	1945879	0626	234	1970711	0097	219	10456455	1194	254
1913589	1216	278	1946174	0556	231	1971147	1216	278	10457056	0629	234
1914341	0117	220	1946220	0052	218	1971167	0182	221	10457056	1194	254
1918079	0188	222	1946945	0097	219	1971706	0112	220	10457057	0649	235
1918219	1216	278	1946957	0097	219	1971706	1928	275	10457057	1195	254
1918866	0117	220	1947542	0381	226	1971707	0093	219	10457058	0650	235
1920669	0188	222	1947727	0020	217	1971707	0568	232	10457058	1196	254
1921998	0117	220	1947912	0112	220	1972281	0054	218	10457059	0651	235
1922266	1216	278	1947912	1928	275	1972282	0050	218	10457059	1197	254
1922419	0032	278	1947920	0182	221	1972286	0205	222	10457060	1198	254
1923288	0032	278	1948764	0188	222	1972287	0053	218	10457121	0722	237
1925079	1216	278	1948877	0381	226	1972365	0054	218	10457122	0721	237
1925285	1216	278	1950058	0093	219	1974355	0013	217	10457141	0723	237
1925871	1216	278	1950058	0568	232	1974655	0977	247	10457168	1196	254
1929402	0052	218	1950398	0032	278	1975046	0093	219	10457178	0645	235
1930802	0052	218	1950586	0182	221	1975046	0568	232	10457362	0985	247
1932031	0188	222	1951180	0051	218	1977004	0626	234	10457368	0985	247
1932185	0013	217	1951180	0566	232	1979835	0555	231	10457579	0629	234

Remy	Nº ZEN	Pg.	Remy	Nº ZEN	Pg.	Suzuki	Nº ZEN	Pg.	Toyota	Nº ZEN	Pg.
10457579	1194	254	10526458	13117	282	3132063210	0184	221	2801135030	1722	266
10465293	0756	238	10526464	13118	282	3132072031	0352	226	2801140041	0184	221
10468675	0612	233	10526466	13119	282	3132078310	0686	236	2801141010	0327	225
10469173	0611	233	10526468	1810	270	3132079030	0450	228	2801141011	0327	225
10472565	1205	254	10532997	13104	282	3132082010	0576	232	2801141012	0327	225
10472809	0752	238	10532998	13105	282	3132082130	0450	228	2801141020	0140	221
10473700	0612	233	10532999	13106	282	3132082139	0450	228	2801141020	0327	225
10475540	1620	261	10535802	1913	274	3132086030	0595	233	2801141020	0353	226
10475616	0756	238	10540773	1912	274	3132086L00	1908	274	2801141021	0140	221
10475958	0854	243	10542073	13462	283	SWS	Nº ZEN	Pg.	2801146010	0184	221
10475974	0770	239	10542541	1940	276	11812010	9702	280	2801146013	0549	231
10476528	1210	255	10543845	1911	274	Tata	Nº ZEN	Pg.	2801154010	1827	270
10476642	0774	239	19024391	0133	220	26245134	1681	263	2801154010	9301	279
10479522	0112	220	19024518	0392	226	26258286	1715	265	2801154070	0921	245
10479522	1928	275	19024520	0367	226	Thermo King	Nº ZEN	Pg.	2801154380	0954	246
10484659	1112	252	19024525	0378	226	442910	0376	226	2801160040	0140	221
10487536	0783	240	19024527	0648	235	446676	0792	240	2801160041	0140	221
10492409	0958	246	19024909	0133	220	446676	9526	280	2801160041	0353	226
10497257	0752	238	19025715	0367	226	446681	0792	240	2801164010	1097	251
10497496	0888	243	19070179	0920	245	446681	9526	280	2801164030	1097	251
10497522	0112	220	89017523	10003	277	2801167030	1097	251	2801167030	1097	251
10497522	1928	275	96051972	0570	232	TJ	Nº ZEN	Pg.	2801170020	0809	241
10498438	0566	232	96051972	0576	232	407	1883	273	2801174070	1555	259
10498527	0611	233	0215002001	0850	242	0842116	0133	220	2801176070	0818	241
10498623	0093	219	DR10511410	1811	270	0842190	0133	220	2801177090	1827	270
10498623	0568	232	DR10512095	1809	269	0846190	0133	220	2801187102	0184	221
10499852	0381	226	DR10526468	1810	270	Toyota	Nº ZEN	Pg.	2801187505	1895	274
10499854	0567	232	Renault	Nº ZEN	Pg.	6070	0809	241	2801187704	0341	225
10500277	1521	258	7701019295	0285	223	280110D030	1547	258	2802173020	1813	270
10500277	1573	259	Rotax	Nº ZEN	Pg.	280110L200	1919	275	2810110710	0947	246
10500283	1521	258	294811	1941	276	280110Q020	1545	258	2810110710	1722	266
10500475	1482	257	684053	1941	276	280110T310	1875	272	Tramontini	Nº ZEN	Pg.
10501804	10003	277	684054	1941	276	2801115010	0140	221	20210088	1753	267
10503933	0985	247	684056	1941	276	2801117020	1830	271	Tria	Nº ZEN	Pg.
10504495	12720	285	684057	1941	276	2801120540	0947	246	116	0609	233
10504515	10003	277	684058	1941	276	2801120540	1722	266	3143	0605	233
10510651	1840	271	Sea Doo	Nº ZEN	Pg.	2801122010	0184	221	3902	0731	237
10511405	13131	282	278001106	1218	255	2801122020	0184	221	4424	0732	237
10511407	13132	282	295500089	0773	239	2801122021	0327	225	ZAA911335	0605	233
10511410	1811	270	Skoda	Nº ZEN	Pg.	2801122022	0184	221	ZAE911335	0443	228
10512090	13130	282	1722	0892	244	2801123020	0184	221	Unifap	Nº ZEN	Pg.
10512091	13138	282	115904030	0831	242	2801124020	0184	221	0063	12722	286
10512095	1809	269	Subaru	Nº ZEN	Pg.	2801124060	0184	221	0088	12721	286
10515806	12955	281	280992420	0339	225	2801124080	0184	221	11010	12683	285
10515807	12961	281	492097002	0341	225	2801125012	0327	225	11015	12685	285
10515808	12957	281	492866401	0517	230	2801125020	0327	225	11019	12681	285
10515809	12954	281	892094112	0341	225	2801126020	0184	221	11037	12689	285
10515810	1679	263	892096102	0341	225	2801126041	0947	246	11128	12690	285
10515810	1805	269	23300KA270	0517	230	2801126041	1722	266	12147	12682	285
10515811	1679	263	23312AA000	0600	233	2801126041	9186	279	12149	12686	285
10515811	1805	269	23312AA030	1213	255	2801126042	0947	246	12212	12692	285
10521484	10003	277	23312AA080	1945	276	2801126042	1722	266	12219	12687	285
10524148	12956	281	Suzuki	Nº ZEN	Pg.	2801126042	9186	279	12221	12675	285
10524174	1745	266	3132051A10	0951	246	2801133033	0184	221	12222	12684	285
10524228	1112	252	3132060A10	0617	233	2801135030	0947	246	12343	12688	285

ZEN CONVERSÃO PARA NÚMERO ZEN

Conversion into ZEN Number - Conversión para el Número ZEN

Unifap	Nº ZEN	Pg.	Valeo	Nº ZEN	Pg.	Valeo	Nº ZEN	Pg.	Valeo	Nº ZEN	Pg.
14150	12720	285	NE584	0463	229	188256	1074	251	583336	0574	232
R0056	12693	285	NE603	0574	232	188270	1926	275	584135	1023	249
R0059	12719	286	NE711	0117	220	188440	1064	250	584185	1023	249
R0063	12722	286	NE776	0961	247	188595	1822	270	594029	0775	239
R0080	12694	286	NE778	0775	239	188887	0787	240	594031	0775	239
R0082	12695	286	NE784	0775	239	188993	1607	260	594042	0961	247
R0084	12718	286	NE830	0747	238	188993	1692	264	594108	0747	238
R0088	12721	286	NE831	1074	251	190205	0843	242	594136	1074	251
UF13119	12717	285	NE832	0961	247	191363	1618	261	594177	1209	255
UFP0060	12786	286	NE834	1023	249	191448	1822	270	594185	1023	249
Unipoint	Nº ZEN	Pg.	NE875	0787	240	191547	1891	273	594214	0787	240
SD5053	1722	266	NE877	1209	255	191548	1890	273	594245	0656	235
SD5070	1827	270	NE883	0656	235	191601	1752	267	594247	1839	271
SD5071	1829	271	NE885	1162	252	192750	1910	274	594251	1162	252
SD5072	1827	270	NE949	0965	247	192929	1812	270	594252	1209	255
SD5074	1830	271	NE971	0843	242	192978	1752	267	594279	1458	256
SD5080	1831	271	100327	0965	247	193013	1838	271	594287	0965	247
SD5170	1828	271	101310	1686	264	193512	1763	267	594345	0843	242
SD5201	9186	279	102846	1963	277	193751	1758	267	594382	1822	270
Utb	Nº ZEN	Pg.	103066	0117	220	194213	1812	270	594389	1926	275
2130004	0561	232	110427	1533	258	194440	1925	275	594410	1607	260
Utms	Nº ZEN	Pg.	157391	1758	267	194480	1925	275	594410	1692	264
5712820	0708	237	161039	1534	258	195041	1756	267	594631	1812	270
DV202749	0188	222	170539	1534	258	195202	1776	268	594665	1890	273
DV202750	0930	245	180205	0843	242	195334	1756	267	594666	1891	273
Valeo	Nº ZEN	Pg.	182047	0656	235	195353	1838	271	594699	1926	275
2E11	1778	268	182052	0936	245	198159	1824	270	594717	1838	271
2H08	1777	268	182176	0961	247	220527	0965	247	594726	1763	267
1L22B	1775	268	182177	0647	235	230205	0843	242	594734	1925	275
3F25B	1872	272	182178	0657	235	236896	1534	258	595683	1768	268
059427	1458	256	182848	0843	242	250527	0965	247	595724	1776	268
059527	1458	256	184448	0775	239	260412	0965	247	612355	0189	222
060527	0965	247	184917	0287	223	290212	0965	247	681380	0244	223
60910	1686	264	185182	0656	235	290327	0965	247	0809042	1607	260
7D24B	1771	268	185290	1074	251	300305	0843	242	NE 212	0657	235
080327	0965	247	185441	0747	238	406575	1752	267	1200580	1755	267
090800	1064	250	185675	0961	247	438224	1756	267	1201665	1534	258
095464	0285	223	185915	1023	249	458388	1756	267	1201728	1735	266
097062	0248	223	186321	1162	252	492828	0965	247	1201856	1686	264
099931	0287	223	186456	0961	247	494828	0965	247	1202517	1791	269
NE156	0217	222	186621	0117	220	494829	0843	242	1204813	1825	270
NE173	0285	223	186798	1209	255	494830	1064	250	1205962	1893	273
NE180	0189	222	186867	0787	240	494831	1534	258	1206998	1755	267
NE184	0248	223	186938	0787	240	494832	0965	247	1208965	1934	276
NE197	0287	223	187077	1839	271	494833	1533	258	200202	1891	273
NE209	0656	235	187336	0965	247	501446	1686	264	SS260300	1064	250
NE210	0936	245	187428	1152	252	501490	1735	266	3610026710	1847	271
NE211	0647	235	187528	1458	256	501492	1788	269	Visteon	Nº ZEN	Pg.
NE307	0574	232	187788	0843	242	501493	1755	267	STRC019	0959	246
NE308	0574	232	187863	0965	247	501494	1787	269	1C3U11350AB	1081	251
NE314	0404	227	187960	0787	240	501495	1825	270	Volga	Nº ZEN	Pg.
NE319	0189	222	187961	1209	255	501497	1915	274	42113708600	1175	253
NE324	0245	223	187981	1209	255	501498	1934	276	Volkswagen	Nº ZEN	Pg.
NE325	0244	223	187996	0965	247	501502	1893	273	10060	0556	231
NE563	0463	229	188251	0965	247	583289	0574	232	80415	0015	217

ZEN | CONVERSÃO PARA NÚMERO ZEN

Conversion into ZEN Number - Conversión para el Número ZEN

Volkswagen	Nº ZEN	Pg.
85357	0044	217
480322	0626	234
2431807	0036	278
04053926	0105	220
04053926	1364	256
04128642	0024	217
04128642	1359	256
9307667	0046	218
02A911023	0482	229
052911335	0068	219
056911335	0068	219
059911335	0080	219
0219113355	0900	244
049911335A	0482	229
055911335B	0323	225
056911335A	0068	219
059911335B	0108	220
068911335F	1067	250
ZBA911335	0068	219
ZBC911335	0108	220
1006209655	1480	257
1006209760	1480	257
1119113354	0192	222
1119113356	0328	225
111911335B	0006	217
113911335A	0119	220
113911335B	0119	220
113911335B	1895	274
113911335C	0131	220
3059112875	0348	225
3059113353	0065	218
311911335A	0065	218
78MU11350A	0108	220
BC4N11350A	0024	217
BC4N11350A	1359	256
BD0A11350A	0056	218
BD5M11350A	0293	224
BD5T11350A	0085	219
BD7D11350A	0082	219
T11911335A	0085	219
TE5H11350A	0505	230
ZBA911335A	0329	225
ZBC911335A	0293	224
Vulko	Nº ZEN	Pg.
18244	0572	232
19629	1949	276
19656	1950	276
Wapsa	Nº ZEN	Pg.
2244	0024	217
2244	1359	256
224001	0001	217
224001	0005	217
224002	0022	217
224004	0024	217
224004	1359	256

Wapsa	Nº ZEN	Pg.
224010	0025	217
224011	0193	222
224012	0192	222
224014	0049	218
224016	0056	218
224024	0084	219
224025	0073	219
224026	0085	219
224029	0070	219
224031	0086	219
224033	0045	218
224034	0010	217
224035	0104	219
224038	0024	217
224038	1359	256
224039	0126	220
224040	0125	220
224041	0114	220
224043	0024	217
224043	1359	256
224045	0186	222
224046	0329	225
224047	0328	225
224048	0348	225
224051	0293	224
224052	0294	224
224053	0293	224
224054	0505	230
224056	1190	254
224057	0622	234
2244036	0024	217
2244036	1359	256

Ww	Nº ZEN	Pg.
10061	0555	231
10120	0339	225
10121	0184	221
10127	0144	221
10501	0184	221
10502	0327	225
10504	0184	221
10639	0625	234
10640	0624	234
10671	0890	244
480115	0188	222
480417	0182	221
480466	0013	217

Yamaha	Nº ZEN	Pg.
6M68183E0000	0749	238

AES	Nº ZEN	Pg.	Autolite Prestolite	Nº ZEN	Pg.	Bosch	Nº ZEN	Pg.	Bosch	Nº ZEN	Pg.
17138	9702	280	MES6103LUT	0188	222	0001107013	0745	238	0001107078	0998	248
S1935	9702	280	MFY6101AUT	0117	220	0001107013	12683	285	0001107079	0998	248
AES New	Nº ZEN	Pg.	MFY6104CUT <th>0188</th> <th>222</th> <th>0001107014</th> <th>0520</th> <th>230</th> <th>0001107082</th> <th>1156</th> <th>252</th>	0188	222	0001107014	0520	230	0001107082	1156	252
17847N	1548	258	Baker	Nº ZEN	Pg.	0001107015	0745	238	0001107085	1486	257
S1935N	9702	280	101363	0567	232	0001107015	12683	285	0001107087	0938	246
S1936N	9702	280	115109	0567	232	0001107015	12693	285	0001107088	1547	258
17847NOE	1548	258	Beck Arnley	Nº ZEN	Pg.	0001107015	12694	286	0001107091	0976	247
Agco	Nº ZEN	Pg.	1870556	9702	280	0001107016	0520	230	0001107092	1708	265
83646400	1701	264	1870804	1548	258	0001107017	0745	238	0001107093	1708	265
836667365	1701	264	BMW	Nº ZEN	Pg.	0001107018	0745	238	0001107098	0976	247
836673289	1701	264	12417515390	1720	265	0001107019	0745	238	0001107401	1619	261
836873088	1698	264	12417515391	1720	265	0001107020	0799	240	0001107402	1619	261
Agrale	Nº ZEN	Pg.	12417524843	1720	265	0001107020	12690	285	0001107403	1619	261
7007010010005	1944	276	12417610348	1720	265	0001107020	12693	285	0001107404	1619	261
7007010018008	1944	276	12417788680	1718	265	0001107020	12694	286	0001107405	1619	261
AIM	Nº ZEN	Pg.	12417788682	1718	265	0001107021	0799	240	0001107406	1619	261
SH0093R	1548	258	Bomag	Nº ZEN	Pg.	0001107022	0729	237	0001107407	1597	260
SJ0053R	9702	280	5710901	0308	224	0001107023	0729	237	0001107408	1619	261
Alfa Romeo	Nº ZEN	Pg.	5710903	0308	224	0001107025	0745	238	0001107409	1619	261
51787218	1899	274	5710905	0308	224	0001107026	0745	238	0001107410	1597	260
51808557	1899	274	5710919	0308	224	0001107027	0520	230	0001107411	1927	275
Allis Chalmers	Nº ZEN	Pg.	5710927	0308	224	0001107028	0520	230	0001107415	1545	258
1336643	0434	228	5710930	0308	224	0001107029	0520	230	0001107417	1597	260
8620794	0567	232	5719897	0308	224	0001107030	0998	248	0001107418	1597	260
8624170	0567	232	57109019	0308	224	0001107033	0475	229	0001107421	1619	261
8624171	0567	232	Bosch	Nº ZEN	Pg.	0001107034	0745	238	0001107423	1720	265
8625404	0567	232	NN9	0015	217	0001107034	12683	285	0001107424	1720	265
4885883R	0567	232	2164	1650	262	0001107037	0925	245	0001107425	1720	265
American	Nº ZEN	Pg.	0000084013	0087	278	0001107039	12786	286	0001107426	1720	265
89530020124	1189	253	000114004	0482	229	0001107041	0520	230	0001107427	1619	261
Amsco	Nº ZEN	Pg.	00010DB98E	1562	259	0001107043	0938	246	0001107428	1619	261
VS17847	1548	258	0001106011	0976	247	0001107044	0745	238	0001107429	1641	262
Arc	Nº ZEN	Pg.	0001106012	0745	238	0001107045	0745	238	0001107431	1545	258
S1660	9702	280	0001106014	0976	247	0001107047	0976	247	0001107432	1545	258
Arrowhead	Nº ZEN	Pg.	0001106015	0976	247	0001107048	0925	245	0001107433	1720	265
SHI0015	9702	280	0001106017	0745	238	0001107049	0852	242	0001107434	1720	265
SHI0032	9702	280	0001106022	0745	238	0001107052	0799	240	0001107435	1619	261
SMU0404	1548	258	0001106023	0745	238	0001107054	0925	245	0001107436	1619	261
Autolite Prestolite	Nº ZEN	Pg.	0001106024	0745	238	0001107056	0745	238	0001107437	1641	262
C5AF1A	0135	221	0001107003	0729	237	0001107058	1065	250	0001107438	1545	258
MZ4205	0050	218	0001107004	0729	237	0001107059	1156	252	0001107439	1545	258
C5AF/1A	0135	221	0001107005	0900	244	0001107060	12683	285	0001107442	1720	265
MAY4147	0039	217	0001107006	0900	244	0001107062	0997	248	0001107443	1720	265
MBJ4115	0039	217	0001107007	0799	240	0001107063	0976	247	0001107446	1619	261
MZZ4658	0050	218	0001107007	12690	285	0001107066	0998	248	0001107447	1619	261
MES6101K	0117	220	0001107007	12693	285	0001107067	0925	245	0001107448	1720	265
MES6102K	0188	222	0001107007	12694	286	0001107068	0925	245	0001107449	1720	265
MES6301K	0117	220	0001107008	0799	240	0001107069	0925	245	0001107477	1757	267
MFJ6201J	0117	220	0001107009	0745	238	0001107070	0745	238	0001107478	1899	274
MFJ6301D	0188	222	0001107009	12683	285	0001107070	0925	245	0001107479	1899	274
MFJ6306C	0188	222	0001107009	12693	285	0001107072	0925	245	0001107490	1927	275
MFY6201K	0117	220	0001107009	12694	286	0001107073	0925	245	0001107491	1927	275
MHB4011R	0050	218	0001107011	12786	286	0001107074	0925	245	0001107514	1720	265
MHB4012R	0050	218	0001107012	0745	238	0001107076	0925	245	0001107525	1720	265
MHB4013R	0050	218	0001107012	12683	285	0001107077	0976	247	0001107526	1720	265

Bosch	Nº ZEN	Pg.	Bosch	Nº ZEN	Pg.	Bosch	Nº ZEN	Pg.	Bosch	Nº ZEN	Pg.
0001107529	1720	265	0001108064	0482	229	0001108126	0482	229	0001108218	1031	249
0001108001	0482	229	0001108065	0475	229	0001108127	0579	232	0001108218	1037	249
0001108002	0482	229	0001108066	0532	231	0001108129	0475	229	0001108222	1485	257
0001108003	0482	229	0001108068	0641	235	0001108130	0482	229	0001108223	1485	257
0001108004	0520	230	0001108069	0641	235	0001108131	0475	229	0001108400	1576	259
0001108007	0482	229	0001108070	0641	235	0001108132	0520	230	0001108409	1740	266
0001108009	0482	229	0001108071	0520	230	0001108134	0641	235	0001108410	1740	266
0001108010	0482	229	0001108072	0482	229	0001108135	0641	235	0001108420	1899	274
0001108011	0482	229	0001108073	0482	229	0001108136	0482	229	0001108421	1899	274
0001108012	0482	229	0001108074	0482	229	0001108136	12693	285	0001108428	1757	267
0001108013	0532	231	0001108075	0803	241	0001108136	12694	286	0001108429	1757	267
0001108016	0482	229	0001108076	0900	244	0001108137	1474	257	0001108441	1740	266
0001108017	0482	229	0001108077	0900	244	0001108139	0520	230	0001108442	1740	266
0001108018	0482	229	0001108078	0482	229	0001108140	0520	230	0001108450	1899	274
0001108019	0482	229	0001108079	0482	229	0001108143	0482	229	0001108451	1899	274
0001108020	0520	230	0001108080	0482	229	0001108144	1474	257	0001108456	1899	274
0001108021	0798	240	0001108081	0482	229	0001108145	0475	229	0001108457	1899	274
0001108022	0482	229	0001108082	0520	230	0001108146	12693	285	0001109001	0797	240
0001108023	0482	229	0001108083	0520	230	0001108146	12694	286	0001109002	0797	240
0001108024	0482	229	0001108085	0482	229	0001108147	0798	240	0001109006	0797	240
0001108026	0482	229	0001108086	0482	229	0001108148	0482	229	0001109009	0475	229
0001108026	12693	285	0001108087	0520	230	0001108149	0482	229	0001109014	1031	249
0001108026	12694	286	0001108088	0482	229	0001108150	0482	229	0001109014	1037	249
0001108027	0482	229	0001108089	0482	229	0001108151	0803	241	0001109014	1057	250
0001108028	0482	229	0001108090	0482	229	0001108152	0520	230	0001109015	1109	252
0001108029	0482	229	0001108091	0803	241	0001108153	0482	229	0001109018	0925	245
0001108030	0482	229	0001108092	0803	241	0001108154	0803	241	0001109021	1631	261
0001108031	0482	229	0001108093	0482	229	0001108154	12693	285	0001109022	1631	261
0001108032	0532	231	0001108094	0579	232	0001108154	12694	286	0001109025	1033	249
0001108033	0520	230	0001108095	0579	232	0001108155	0520	230	0001109026	1030	249
0001108035	0482	229	0001108096	0900	244	0001108156	1474	257	0001109028	1065	250
0001108037	0520	230	0001108097	0900	244	0001108157	0997	248	0001109029	1451	256
0001108038	0482	229	0001108098	0482	229	0001108159	12693	285	0001109030	1033	249
0001108039	0520	230	0001108099	0805	241	0001108159	12694	286	0001109031	1155	252
0001108040	0520	230	0001108100	0475	229	0001108160	0641	235	0001109033	1033	249
0001108042	0475	229	0001108101	0482	229	0001108162	0925	245	0001109034	1107	251
0001108043	0482	229	0001108102	0482	229	0001108166	0925	245	0001109035	1033	249
0001108044	0482	229	0001108103	0641	235	0001108167	0925	245	0001109036	1031	249
0001108045	0532	231	0001108104	0641	235	0001108169	0997	248	0001109036	1037	249
0001108046	0532	231	0001108105	0641	235	0001108171	0976	247	0001109040	12693	285
0001108047	0482	229	0001108106	0520	230	0001108172	0925	245	0001109040	12694	286
0001108048	0482	229	0001108107	0482	229	0001108173	0925	245	0001109040	1474	257
0001108048	12693	285	0001108108	0475	229	0001108174	0925	245	0001109041	1882	273
0001108050	1065	250	0001108110	0520	230	0001108175	0925	245	0001109048	1882	273
0001108051	0482	229	0001108111	0520	230	0001108176	0976	247	0001109052	1109	252
0001108052	0482	229	0001108112	0482	229	0001108180	1058	250	0001109062	1109	252
0001108053	0482	229	0001108113	0482	229	0001108181	0998	248	0001109063	1882	273
0001108054	0475	229	0001108115	0475	229	0001108182	1058	250	0001109066	1631	261
0001108056	0482	229	0001108117	0475	229	0001108183	1031	249	0001109067	1631	261
0001108057	0520	230	0001108120	0482	229	0001108183	1037	249	0001109068	1109	252
0001108059	0900	244	0001108121	0520	230	0001108184	0976	247	0001109205	1642	262
0001108060	0900	244	0001108122	0520	230	0001108186	1058	250	0001109250	1031	249
0001108061	0482	229	0001108123	0641	235	0001108197	1485	257	0001109252	1882	273
0001108062	0482	229	0001108124	0482	229	0001108217	1031	249	0001109264	1882	273
0001108063	0475	229	0001108125	0482	229	0001108217	1037	249	0001109300	1650	262

Bosch	Nº ZEN	Pg.	Bosch	Nº ZEN	Pg.	Bosch	Nº ZEN	Pg.	Bosch	Nº ZEN	Pg.
0001109301	1650	262	0001110069	0520	230	0001112016	0520	230	0001116006	1708	265
0001109304	1642	262	0001110069	0900	244	0001112019	0976	247	0001120400	1632	261
0001109305	1642	262	0001110070	0520	230	0001112020	0520	230	0001120401	1632	261
0001109306	1650	262	0001110070	0900	244	0001112021	0482	229	0001120404	1632	261
0001109307	1650	262	0001110071	1486	257	0001112025	0482	229	0001120405	1632	261
0001109388	1642	262	0001110072	1486	257	0001112027	0482	229	0001120406	1632	261
0001110001	0579	232	0001110075	0630	234	0001112028	0482	229	0001120407	1632	261
0001110001	0619	234	0001110076	0579	232	0001112029	0482	229	0001120408	1632	261
0001110002	0579	232	0001110077	0579	232	0001112032	0871	243	0001120409	1632	261
0001110003	0630	234	0001110078	0630	234	0001112033	0520	230	0001120410	1632	261
0001110005	0630	234	0001110079	0630	234	0001112038	0579	232	0001120411	1632	261
0001110009	0613	233	0001110082	0630	234	0001112041	0976	247	0001121001	1223	255
0001110010	0613	233	0001110084	0639	234	0001112044	0976	247	0001121002	1223	255
0001110011	0475	229	0001110085	0639	234	0001113001	0482	229	0001121003	1223	255
0001110012	0482	229	0001110086	0900	244	0001113003	0520	230	0001121006	1108	251
0001110013	0520	230	0001110087	0900	244	0001113004	0482	229	0001121007	1108	251
0001110013	0962	247	0001110088	0962	247	0001113005	0520	230	0001121008	1069	250
0001110014	0579	232	0001110089	0630	234	0001113007	0482	229	0001121009	1069	250
0001110016	0630	234	0001110090	1474	257	0001113009	0520	230	0001121010	1108	251
0001110017	0800	240	0001110091	0630	234	0001113010	0938	246	0001121011	1108	251
0001110018	1065	250	0001110092	0630	234	0001113013	0482	229	0001121016	1069	250
0001110019	0520	230	0001110095	0630	234	0001113017	0938	246	0001121018	1069	250
0001110019	0962	247	0001110098	0579	232	0001114003	0482	229	0001121022	1920	275
0001110022	0482	229	0001110100	0482	229	0001114005	0579	232	0001121023	1920	275
0001110023	0482	229	0001110101	0482	229	0001114008	0520	230	0001121030	1223	255
0001110024	0575	232	0001110102	0630	234	0001114009	0900	244	0001121031	1223	255
0001110025	0630	234	0001110104	0962	247	0001114010	0900	244	0001121032	1223	255
0001110026	0630	234	0001110105	0962	247	0001114014	0520	230	0001121034	1223	255
0001110027	0482	229	0001110106	0482	229	0001114015	0482	229	0001121402	1685	264
0001110028	0475	229	0001110107	0482	229	0001114016	0482	229	0001121403	1685	264
0001110029	0482	229	0001110110	1487	257	0001114017	0520	230	0001121408	1632	261
0001110030	0482	229	0001110111	0475	229	0001114020	0520	230	0001121409	1632	261
0001110031	0639	234	0001110112	1031	249	0001114021	0520	230	0001121410	1632	261
0001110032	0639	234	0001110112	1037	249	0001114022	0520	230	0001121411	1632	261
0001110033	0794	240	0001110113	0630	234	0001115001	1031	249	0001121412	1685	264
0001110039	0630	234	0001110115	0630	234	0001115001	1037	249	0001121429	1685	264
0001110041	0475	229	0001110118	0900	244	0001115002	0925	245	0001121430	1685	264
0001110042	0475	229	0001110119	0900	244	0001115005	1485	257	0001121440	1685	264
0001110043	0962	247	0001110120	1474	257	0001115006	0976	247	0001122201	1720	265
0001110044	0962	247	0001110122	0482	229	0001115007	0925	245	0001122400	1632	261
0001110045	0482	229	0001110124	0630	234	0001115008	1031	249	0001122401	1632	261
0001110046	0482	229	0001110125	0630	234	0001115008	1037	249	0001122402	1685	264
0001110048	0482	229	0001110128	0482	229	0001115009	1485	257	0001122412	1914	274
0001110049	0482	229	0001110999	0800	240	0001115035	0475	229	0001122413	1914	274
0001110051	0962	247	0001112003	0579	232	0001115049	1485	257	0001123001	1223	255
0001110052	0482	229	0001112005	0482	229	0001115050	1485	257	0001123002	1223	255
0001110053	0630	234	0001112007	0482	229	0001115078	1790	269	0001123003	1223	255
0001110054	0630	234	0001112007	0976	247	0001115079	1790	269	0001123012	1814	270
0001110055	0630	234	0001112008	0482	229	0001115088	1874	272	0001123013	1814	270
0001110061	0639	234	0001112009	0520	230	0001115089	1874	272	0001123014	1823	270
0001110062	0639	234	0001112010	0900	244	0001115092	1874	272	0001123015	1823	270
0001110064	0962	247	0001112011	0900	244	0001115093	1874	272	0001123016	1823	270
0001110065	0962	247	0001112012	0520	230	0001115174	1696	264	0001123017	1823	270
0001110066	1067	250	0001112013	0482	229	0001116001	1153	252	0001123018	1814	270
0001110067	1067	250	0001112015	0482	229	0001116003	0976	247	0001123019	1814	270

Bosch	Nº ZEN	Pg.	Bosch	Nº ZEN	Pg.	Bosch	Nº ZEN	Pg.	Bosch	Nº ZEN	Pg.
0001123020	1823	270	0001137004	1908	274	0001205016	0006	217	0001208218	0111	220
0001123021	1823	270	0001137005	1908	274	0001205017	0015	217	0001208220	0222	222
0001123024	1223	255	0001138011	1908	274	0001207001	0119	220	0001208222	0442	228
0001123036	1856	272	0001138012	1908	274	0001207002	0119	220	0001208223	0222	222
0001123038	1856	272	0001138029	1908	274	0001207003	0223	222	0001208224	0108	220
0001123039	1856	272	0001138030	1908	274	0001207006	0223	222	0001208225	0108	220
0001123044	1856	272	0001138037	1908	274	0001207010	0080	219	0001208226	0108	220
0001124001	0937	245	0001138038	1908	274	0001207012	0223	222	0001208227	0108	220
0001124001	1814	270	0001138051	1932	275	0001207014	0223	222	0001208228	0108	220
0001124002	1814	270	0001138052	1932	275	0001207015	0223	222	0001208229	0108	220
0001124003	0932	245	0001138055	1932	275	0001207016	0131	220	0001208232	0222	222
0001124005	0937	245	0001138056	1932	275	0001207018	0131	220	0001208233	0108	220
0001124005	1814	270	0001138073	1932	275	0001207019	0131	220	0001208400	0108	220
0001124006	0937	245	0001138074	1932	275	0001208001	0080	219	0001208405	0108	220
0001124006	1814	270	0001142001	1826	270	0001208003	0080	219	0001208408	0111	220
0001124011	0972	247	0001142003	1826	270	0001208004	0223	222	0001208409	0222	222
0001124013	0932	245	0001142005	1826	270	0001208006	0119	220	0001208411	0323	225
0001124028	1919	275	0001153001	1826	270	0001208006	0223	222	0001208412	0323	225
0001124029	1919	275	0001153007	1826	270	0001208007	0223	222	0001208416	0323	225
0001125001	0937	245	0001153009	1826	270	0001208009	0080	219	0001208417	0323	225
0001125001	1814	270	0001153015	1826	270	0001208011	0080	219	0001208418	0323	225
0001125002	0937	245	0001157013	0325	225	0001208017	0119	220	0001208423	0222	222
0001125003	0972	247	0001157021	0325	225	0001208023	0080	219	0001208501	0482	229
0001125005	0932	245	0001157023	0325	225	0001208025	0080	219	0001208507	0482	229
0001125006	0932	245	0001157024	0108	220	0001208026	0080	219	0001208510	0482	229
0001125007	0937	245	0001157025	0108	220	0001208030	0080	219	0001208513	0520	230
0001125007	1814	270	0001157028	0108	220	0001208032	0223	222	0001208514	0520	230
0001125008	0937	245	0001157029	0108	220	0001208033	0080	219	0001208515	0482	229
0001125008	1814	270	0001157030	0108	220	0001208036	0080	219	0001208516	0482	229
0001125011	0937	245	0001160003	0131	220	0001208038	0080	219	0001208517	0482	229
0001125011	1814	270	0001160013	0131	220	0001208040	0307	224	0001208518	0482	229
0001125012	0937	245	0001170416	1938	276	0001208046	0080	219	0001208521	0520	230
0001125012	1814	270	0001170417	1938	276	0001208047	0080	219	0001208528	0482	229
0001125013	0937	245	0001170420	1938	276	0001208049	0220	222	0001208705	0482	229
0001125013	1814	270	0001170421	1938	276	0001208050	0080	219	0001208706	0520	230
0001125016	1655	262	0001170422	1939	276	0001208053	0068	219	0001208707	0482	229
0001125017	1655	262	0001170423	1939	276	0001208054	0068	219	0001208709	0482	229
0001125018	1655	262	0001177000	1803	269	0001208055	0068	219	0001208710	0482	229
0001125019	1655	262	0001177001	1803	269	0001208055	0307	224	0001208711	0482	229
0001125031	0937	245	0001177006	1803	269	0001208058	0080	219	0001208713	0482	229
0001125039	0972	247	0001177007	1803	269	0001208059	0080	219	0001208714	0482	229
0001125046	1655	262	0001177008	1803	269	0001208061	0080	219	0001208715	0520	230
0001125047	1655	262	0001177009	1803	269	0001208100	0345	225	0001208717	0482	229
0001125048	1655	262	0001179500	1803	269	0001208101	0345	225	0001208718	0520	230
0001125049	1655	262	0001179501	1803	269	0001208200	0108	220	0001209001	0223	222
0001125501	1480	257	0001201009	0015	217	0001208201	0108	220	0001209002	0080	219
0001125502	1480	257	0001201010	0015	217	0001208202	0108	220	0001209003	0080	219
0001125503	1480	257	0001203008	0015	217	0001208204	0361	226	0001209006	0223	222
0001125504	1480	257	0001203016	0044	217	0001208206	0108	220	0001209008	0080	219
0001125511	1480	257	0001203016	0227	223	0001208208	0108	220	0001209012	0080	219
0001125605	1655	262	0001203024	0015	217	0001208209	0108	220	0001209014	0223	222
0001125606	1655	262	0001203025	0015	217	0001208211	0108	220	0001211006	0080	219
0001125625	1919	275	0001203026	0015	217	0001208213	0442	228	0001211010	0080	219
0001125626	1919	275	0001205005	0006	217	0001208216	0108	220	0001211012	0131	220
0001137003	1908	274	0001205012	0006	217	0001208217	0108	220	0001211018	0080	219

Bosch	Nº ZEN	Pg.	Bosch	Nº ZEN	Pg.	Bosch	Nº ZEN	Pg.	Bosch	Nº ZEN	Pg.
0001211020	0223	222	0001211515	0520	230	0001218120	0631	234	0001231003	1038	249
0001211025	0307	224	0001211525	0482	229	0001218125	0706	237	0001231004	1160	252
0001211146	0857	243	0001211536	0482	229	0001218126	0706	237	0001231005	1038	249
0001211200	0345	225	0001211987	0307	224	0001218128	1171	253	0001231008	1178	253
0001211201	0345	225	0001211988	0307	224	0001218129	0632	234	0001231009	1159	252
0001211206	0220	222	0001211989	0220	222	0001218135	0573	232	0001231010	1157	252
0001211207	0108	220	0001211991	0080	219	0001218136	0573	232	0001231011	1157	252
0001211209	0068	219	0001211992	0065	218	0001218152	0875	243	0001231012	1159	252
0001211210	0068	219	0001211992	0323	225	0001218157	1072	251	0001231014	1179	253
0001211213	0068	219	0001211993	0065	218	0001218159	0875	243	0001231016	1159	252
0001211214	0068	219	0001211993	0323	225	0001218162	1071	251	0001231018	1038	249
0001211215	0108	220	0001211995	0307	224	0001218165	1071	251	0001231026	1159	252
0001211216	0068	219	0001211996	0307	224	0001218166	1170	253	0001231027	1159	252
0001211217	0068	219	0001211998	0323	225	0001218168	0861	243	0001231033	1038	249
0001211218	0068	219	0001212006	0325	225	0001218172	0929	245	0001231039	1159	252
0001211219	0068	219	0001214001	0223	222	0001218174	0875	243	0001241001	12839	281
0001211220	0068	219	0001217174	0875	243	0001218177	0573	232	0001241001	1658	262
0001211221	0229	223	0001218001	0631	234	0001218772	0929	245	0001241003	12839	281
0001211222	0229	223	0001218002	0632	234	0001218774	0875	243	0001241003	1658	262
0001211223	0323	225	0001218004	0631	234	0001218821	1550	258	0001241004	12839	281
0001211224	0323	225	0001218005	0631	234	0001218822	1550	258	0001241004	1658	262
0001211227	0222	222	0001218006	0572	232	0001219001	0572	232	0001241005	12839	281
0001211228	0222	222	0001218007	0706	237	0001219004	0631	234	0001241005	1658	262
0001211229	0108	220	0001218008	0631	234	0001219007	0572	232	0001241006	12839	281
0001211230	0068	219	0001218009	0573	232	0001219008	0631	234	0001241006	1658	262
0001211233	0068	219	0001218010	0631	234	0001219009	0572	232	0001241007	12839	281
0001211234	0068	219	0001218011	0573	232	0001223001	1643	262	0001241007	1658	262
0001211235	0068	219	0001218012	0631	234	0001223002	1472	256	0001241008	1658	262
0001211236	0068	219	0001218013	0631	234	0001223003	1158	252	0001241009	1658	262
0001211239	0222	222	0001218014	0875	243	0001223005	1629	261	0001241014	12839	281
0001211242	0108	220	0001218015	0632	234	0001223006	1629	261	0001241014	1658	262
0001211244	0068	219	0001218016	0572	232	0001223007	1158	252	0001241015	12839	281
0001211245	0068	219	0001218017	0631	234	0001223010	1022	249	0001241015	1658	262
0001211246	0111	220	0001218018	0631	234	0001223013	1022	249	0001241016	1658	262
0001211247	0068	219	0001218019	0875	243	0001223016	1483	257	0001241019	12839	281
0001211248	0068	219	0001218021	0572	232	0001223021	1483	257	0001241019	1658	262
0001211249	0068	219	0001218022	0632	234	0001223024	1158	252	0001241020	12839	281
0001211251	0229	223	0001218023	0706	237	0001223500	1026	249	0001241020	1658	262
0001211252	0229	223	0001218024	0875	243	0001223503	1624	261	0001241021	1658	262
0001211253	0229	223	0001218025	0631	234	0001223504	1624	261	0001241023	1658	262
0001211254	0229	223	0001218026	0573	232	0001223505	1027	249	0001241024	1658	262
0001211255	0323	225	0001218027	0573	232	0001223507	1700	264	0001241119	1658	262
0001211256	0323	225	0001218028	0573	232	0001223555	1027	249	0001260001	1878	273
0001211257	0323	225	0001218029	0572	232	0001230001	1038	249	0001261001	1658	262
0001211258	0323	225	0001218101	0875	243	0001230002	1952	277	0001261002	1658	262
0001211500	0482	229	0001218102	0875	243	0001230004	1159	252	0001261004	1658	262
0001211501	0482	229	0001218103	0875	243	0001230006	1038	249	0001261006	1658	262
0001211502	0482	229	0001218105	1171	253	0001230007	1157	252	0001261008	1658	262
0001211503	0482	229	0001218106	0632	234	0001230008	1159	252	0001261013	1658	262
0001211504	0482	229	0001218107	0631	234	0001230009	1157	252	0001261025	1806	269
0001211505	0482	229	0001218108	0572	232	0001230010	1157	252	0001261026	1658	262
0001211510	0482	229	0001218109	0572	232	0001230012	1038	249	0001304002	0015	217
0001211512	0520	230	0001218110	0572	232	0001230013	1038	249	0001304012	0015	217
0001211513	0520	230	0001218115	0631	234	0001231001	1159	252	0001304013	0015	217
0001211514	0482	229	0001218116	0851	242	0001231002	1038	249	0001305008	0015	217

Bosch	Nº ZEN	Pg.	Bosch	Nº ZEN	Pg.	Bosch	Nº ZEN	Pg.	Bosch	Nº ZEN	Pg.
0001305016	0044	217	0001311123	0111	220	0001314034	0857	243	0001354087	1076	251
0001305016	0227	223	0001311124	0108	220	0001314035	0361	226	0001354088	0318	225
0001308006	0044	217	0001311125	0108	220	0001314035	0857	243	0001354091	0318	225
0001308006	0227	223	0001311126	0108	220	0001314036	0361	226	0001354092	0318	225
0001310005	0223	222	0001311127	0108	220	0001314036	0857	243	0001354093	0318	225
0001310007	0119	220	0001311128	0361	226	0001314037	0857	243	0001354097	0318	225
0001310010	0223	222	0001311129	0111	220	0001314038	0361	226	0001354099	0318	225
0001310013	0223	222	0001311130	0111	220	0001314038	0857	243	0001354100	0318	225
0001310016	0080	219	0001311131	0108	220	0001314047	0931	245	0001354103	0318	225
0001311001	0080	219	0001311132	0108	220	0001316004	0420	227	0001355004	0227	223
0001311007	0223	222	0001311133	0111	220	0001316004	0857	243	0001355009	1076	251
0001311013	0080	219	0001311134	0442	228	0001316012	0931	245	0001355014	0318	225
0001311016	0223	222	0001311135	0442	228	0001316013	0931	245	0001355015	0318	225
0001311019	0080	219	0001311136	0108	220	0001317007	0420	227	0001358017	0225	223
0001311023	0080	219	0001311137	0108	220	0001317008	0420	227	0001358018	0226	223
0001311024	0080	219	0001311138	0442	228	0001317009	0406	227	0001358020	0226	223
0001311025	0223	222	0001311139	0108	220	0001317010	0406	227	0001358027	0226	223
0001311027	0080	219	0001311140	0108	220	0001317011	0428	228	0001358030	0034	217
0001311028	0080	219	0001311141	0108	220	0001317012	0428	228	0001358033	0226	223
0001311030	0080	219	0001311143	0108	220	0001317013	0420	227	0001358038	0225	223
0001311031	0080	219	0001311145	0108	220	0001317016	0428	228	0001358046	0225	223
0001311032	0080	219	0001311146	0361	226	0001317017	0428	228	0001358047	0225	223
0001311034	0080	219	0001311147	0108	220	0001317018	0406	227	0001358049	0301	224
0001311036	0080	219	0001312108	1065	250	0001317022	0420	227	0001358051	0101	219
0001311037	0080	219	0001312109	1065	250	0001317023	0633	234	0001358201	0313	224
0001311038	0362	226	0001313001	0080	219	0001317024	0781	240	0001358202	0313	224
0001311039	0080	219	0001313003	0221	222	0001317025	0420	227	0001359001	0101	219
0001311041	0068	219	0001313004	0139	221	0001352003	0015	217	0001359002	0302	224
0001311042	0300	224	0001313004	0221	222	0001354006	1076	251	0001359003	0101	219
0001311045	0223	222	0001313005	0221	222	0001354010	0226	223	0001359004	0392	226
0001311046	0068	219	0001313006	0221	222	0001354010	0227	223	0001359006	0101	219
0001311048	0362	226	0001313007	0221	222	0001354012	1076	251	0001359006	0316	224
0001311049	0068	219	0001314001	0300	224	0001354016	0028	217	0001359007	0101	219
0001311050	0638	234	0001314002	0221	222	0001354021	1076	251	0001359008	0118	220
0001311051	0638	234	0001314005	0221	222	0001354025	1076	251	0001359008	0302	224
0001311100	0361	226	0001314010	0638	234	0001354026	0224	223	0001359009	0302	224
0001311101	0108	220	0001314012	0065	218	0001354029	0227	223	0001359010	0101	219
0001311103	0108	220	0001314012	0323	225	0001354032	0224	223	0001359011	0302	224
0001311104	0108	220	0001314013	0323	225	0001354034	0227	223	0001359012	0301	224
0001311105	0108	220	0001314014	0068	219	0001354036	0227	223	0001359014	0301	224
0001311106	0108	220	0001314015	0068	219	0001354040	0227	223	0001359016	0304	224
0001311107	0108	220	0001314017	0417	227	0001354041	1076	251	0001359019	0101	219
0001311108	0108	220	0001314018	0108	220	0001354046	0227	223	0001359020	0302	224
0001311109	0108	220	0001314022	0442	228	0001354048	1076	251	0001359021	0460	229
0001311110	0108	220	0001314025	0361	226	0001354049	0227	223	0001359024	0101	219
0001311112	0108	220	0001314026	0857	243	0001354055	1076	251	0001359025	0301	224
0001311113	0222	222	0001314027	0361	226	0001354064	0028	217	0001359027	0301	224
0001311114	0108	220	0001314027	0857	243	0001354065	0227	223	0001359031	0105	220
0001311116	0111	220	0001314028	0857	243	0001354068	1076	251	0001359031	1364	256
0001311117	0108	220	0001314029	0361	226	0001354076	0028	217	0001359034	0302	224
0001311118	0108	220	0001314029	0857	243	0001354080	0318	225	0001359040	0101	219
0001311119	0111	220	0001314030	0857	243	0001354082	0318	225	0001359043	0301	224
0001311120	0108	220	0001314033	0361	226	0001354084	0105	220	0001359050	0101	219
0001311121	0108	220	0001314033	0857	243	0001354084	1364	256	0001359053	0392	226
0001311122	0108	220	0001314034	0361	226	0001354085	1076	251	0001359055	0105	220

Bosch	Nº ZEN	Pg.	Bosch	Nº ZEN	Pg.	Bosch	Nº ZEN	Pg.	Bosch	Nº ZEN	Pg.
0001359055	1364	256	0001359119	0105	220	0001360059	0105	220	0001362078	0228	223
0001359056	0392	226	0001359119	1364	256	0001360059	1364	256	0001362079	0365	226
0001359057	0105	220	0001359122	0315	224	0001360061	0105	220	0001362081	0460	229
0001359057	1364	256	0001359124	0392	226	0001360061	1364	256	0001362083	0228	223
0001359060	0392	226	0001360002	0101	219	0001360063	0315	224	0001362084	0677	236
0001359062	0105	220	0001360002	0316	224	0001360064	0392	226	0001362085	1003	248
0001359062	1364	256	0001360003	0101	219	0001360065	0105	220	0001362086	0365	226
0001359064	0118	220	0001360004	0105	220	0001360065	1364	256	0001362091	0366	226
0001359067	0118	220	0001360004	1364	256	0001362001	0319	225	0001362092	0447	228
0001359067	0661	235	0001360009	0101	219	0001362002	0319	225	0001362093	0419	227
0001359069	0661	235	0001360013	0302	224	0001362003	0319	225	0001362094	1003	248
0001359071	0105	220	0001360016	0101	219	0001362004	0319	225	0001362094	1005	248
0001359071	1364	256	0001360020	0302	224	0001362012	0312	224	0001362095	0447	228
0001359072	0105	220	0001360025	0105	220	0001362013	0312	224	0001362096	0367	226
0001359072	1364	256	0001360025	1364	256	0001362016	0312	224	0001362097	0367	226
0001359073	0105	220	0001360027	0105	220	0001362017	0312	224	0001362099	1003	248
0001359073	1364	256	0001360027	1364	256	0001362021	0312	224	0001362100	0677	236
0001359074	0105	220	0001360029	0392	226	0001362024	0312	224	0001362102	0291	223
0001359074	1364	256	0001360030	0105	220	0001362027	0319	225	0001362104	1004	248
0001359075	0392	226	0001360030	1364	256	0001362028	0319	225	0001362105	1624	261
0001359076	0392	226	0001360031	0105	220	0001362029	0319	225	0001362300	0367	226
0001359077	0308	224	0001360031	1364	256	0001362030	0319	225	0001362301	0378	226
0001359081	0661	235	0001360032	0105	220	0001362032	0310	224	0001362302	0418	227
0001359082	0661	235	0001360032	1364	256	0001362033	0312	224	0001362303	0378	226
0001359083	0105	220	0001360033	0392	226	0001362034	0366	226	0001362304	0378	226
0001359083	1364	256	0001360034	0105	220	0001362035	0447	228	0001362305	0366	226
0001359084	0105	220	0001360034	1364	256	0001362036	0366	226	0001362306	0367	226
0001359084	1364	256	0001360035	0105	220	0001362037	0320	225	0001362307	0528	231
0001359086	0153	221	0001360035	1364	256	0001362038	0228	223	0001362308	0366	226
0001359087	0105	220	0001360036	0105	220	0001362039	0291	223	0001362309	0367	226
0001359087	1364	256	0001360036	1364	256	0001362040	0366	226	0001362311	0366	226
0001359089	0105	220	0001360037	0105	220	0001362041	0366	226	0001362312	0635	234
0001359089	1364	256	0001360037	1364	256	0001362042	0447	228	0001362313	0366	226
0001359090	0497	230	0001360038	0105	220	0001362045	0365	226	0001362314	0366	226
0001359091	0105	220	0001360038	1364	256	0001362046	0366	226	0001362316	0635	234
0001359091	1364	256	0001360039	0105	220	0001362047	0228	223	0001362319	0635	234
0001359097	0105	220	0001360039	1364	256	0001362048	0677	236	0001362321	0635	234
0001359097	1364	256	0001360040	0105	220	0001362049	0677	236	0001362322	0291	223
0001359099	0392	226	0001360040	1364	256	0001362050	0366	226	0001362323	0291	223
0001359100	0105	220	0001360041	0392	226	0001362051	0367	226	0001362324	0418	227
0001359100	1364	256	0001360042	0392	226	0001362053	0366	226	0001362600	0228	223
0001359101	0105	220	0001360043	0315	224	0001362059	0447	228	0001362601	0228	223
0001359101	1364	256	0001360046	0105	220	0001362061	0365	226	0001362602	0460	229
0001359104	0661	235	0001360046	1364	256	0001362062	0291	223	0001362603	0460	229
0001359106	0392	226	0001360047	0105	220	0001362063	0367	226	0001362605	0228	223
0001359108	0392	226	0001360047	1364	256	0001362064	0378	226	0001362606	0460	229
0001359109	0661	235	0001360049	0105	220	0001362069	0228	223	0001362607	0460	229
0001359110	0661	235	0001360049	1364	256	0001362070	0228	223	0001362700	0764	239
0001359111	0105	220	0001360050	0118	220	0001362071	0320	225	0001362701	0764	239
0001359111	1364	256	0001360054	0392	226	0001362072	0366	226	0001362702	0764	239
0001359112	0392	226	0001360055	0661	235	0001362073	0291	223	0001363002	0312	224
0001359113	0105	220	0001360056	0105	220	0001362074	0366	226	0001363002	0366	226
0001359113	1364	256	0001360056	1364	256	0001362075	0366	226	0001363101	0310	224
0001359118	0105	220	0001360057	0105	220	0001362076	0366	226	0001363104	0365	226
0001359118	1364	256	0001360057	1364	256	0001362077	0228	223	0001363105	0447	228

Bosch	Nº ZEN	Pg.	Bosch	Nº ZEN	Pg.	Bosch	Nº ZEN	Pg.	Bosch	Nº ZEN	Pg.
0001363106	1180	253	0001367002	0418	227	0001367071	0418	227	0001368062	0367	226
0001363107	0366	226	0001367004	0367	226	0001367072	0970	247	0001368063	0367	226
0001363109	0366	226	0001367005	0367	226	0001367074	0367	226	0001368068	0418	227
0001363110	0366	226	0001367006	0419	227	0001367300	0367	226	0001368069	0970	247
0001363111	0291	223	0001367007	0367	226	0001367301	0367	226	0001368070	0418	227
0001363112	0366	226	0001367008	0378	226	0001367302	0418	227	0001368071	0378	226
0001363113	0366	226	0001367009	0378	226	0001368001	0367	226	0001368072	0418	227
0001363115	0366	226	0001367010	0367	226	0001368002	0367	226	0001368076	0418	227
0001363116	0367	226	0001367011	0367	226	0001368003	0367	226	0001368077	1002	248
0001363117	0447	228	0001367012	0367	226	0001368005	0367	226	0001368082	0418	227
0001363118	0378	226	0001367013	0378	226	0001368006	0378	226	0001368083	0970	247
0001363119	1180	253	0001367014	0367	226	0001368007	0367	226	0001368085	0418	227
0001363120	1180	253	0001367015	0378	226	0001368008	0367	226	0001368300	0367	226
0001363122	0291	223	0001367017	0418	227	0001368009	0378	226	0001368301	0367	226
0001363125	0447	228	0001367018	0378	226	0001368010	0367	226	0001368302	0367	226
0001363126	0365	226	0001367019	0367	226	0001368011	0367	226	0001368306	0418	227
0001364100	0308	224	0001367020	0418	227	0001368012	0367	226	0001368307	0367	226
0001364101	0392	226	0001367021	0367	226	0001368013	0367	226	0001368309	0367	226
0001364102	0392	226	0001367022	0419	227	0001368014	0367	226	0001368313	1594	260
0001364103	0392	226	0001367023	0367	226	0001368015	0378	226	0001368318	1594	260
0001364104	0392	226	0001367024	0378	226	0001368017	0367	226	0001369001	0635	234
0001364105	0308	224	0001367026	0367	226	0001368018	0367	226	0001369003	0418	227
0001364108	0105	220	0001367027	0367	226	0001368019	0648	235	0001369005	0635	234
0001364108	1364	256	0001367028	0648	235	0001368020	0648	235	0001369007	0970	247
0001364203	0760	239	0001367029	0648	235	0001368021	0367	226	0001369009	0378	226
0001364206	0760	239	0001367030	0367	226	0001368022	0367	226	0001369014	0366	226
0001364400	1594	260	0001367031	0367	226	0001368023	0418	227	0001369015	0419	227
0001364402	1594	260	0001367032	0378	226	0001368024	0367	226	0001369019	0970	247
0001365004	0308	224	0001367033	0367	226	0001368025	0378	226	0001369023	0419	227
0001365005	0118	220	0001367034	0367	226	0001368026	0419	227	0001369025	0970	247
0001365007	0105	220	0001367035	0419	227	0001368027	0419	227	0001369200	0419	227
0001365007	1364	256	0001367037	0635	234	0001368028	0367	226	0001369201	0419	227
0001365008	0105	220	0001367039	0367	226	0001368030	0367	226	0001370001	1190	254
0001365008	1364	256	0001367041	0419	227	0001368031	0367	226	0001370002	0188	222
0001366001	0366	226	0001367042	0419	227	0001368032	0367	226	0001370003	0920	245
0001366004	0366	226	0001367043	0378	226	0001368033	0367	226	0001371004	0920	245
0001366005	1005	248	0001367045	0367	226	0001368034	0418	227	0001371005	0920	245
0001366006	1005	248	0001367046	0367	226	0001368035	0367	226	0001371006	0920	245
0001366008	0378	226	0001367047	0418	227	0001368036	0419	227	0001371007	0920	245
0001366009	0366	226	0001367048	0418	227	0001368038	0419	227	0001371008	0920	245
0001366011	0447	228	0001367049	0367	226	0001368039	0378	226	0001371009	0920	245
0001366012	0447	228	0001367050	0367	226	0001368040	0418	227	0001371010	0920	245
0001366013	1005	248	0001367051	0418	227	0001368041	0378	226	0001371013	0920	245
0001366014	0366	226	0001367052	0367	226	0001368043	0538	231	0001371015	0920	245
0001366015	0366	226	0001367054	0814	241	0001368044	0418	227	0001372001	0920	245
0001366017	0366	226	0001367055	0419	227	0001368046	0378	226	0001372002	0920	245
0001366018	0367	226	0001367056	0419	227	0001368047	0367	226	0001372003	0920	245
0001366019	0538	231	0001367057	0418	227	0001368049	0378	226	0001372004	0920	245
0001366020	0366	226	0001367059	0367	226	0001368050	0378	226	0001372005	0920	245
0001366021	0367	226	0001367061	0784	240	0001368051	0419	227	0001372006	0920	245
0001366022	0366	226	0001367063	0419	227	0001368052	0418	227	0001372007	0920	245
0001366024	0447	228	0001367066	0418	227	0001368055	0367	226	0001372008	0920	245
0001366026	1001	248	0001367067	0378	226	0001368058	0378	226	0001400152	0035	278
0001366027	0447	228	0001367068	0367	226	0001368059	0635	234	0001401002	0036	278
0001367001	0367	226	0001367070	0418	227	0001368060	0418	227	0001401007	0035	278

Bosch	Nº ZEN	Pg.	Bosch	Nº ZEN	Pg.	Bosch	Nº ZEN	Pg.	Bosch	Nº ZEN	Pg.
0001401025	0035	278	0001410063	0087	278	0001415013	0087	278	0001417044	0087	278
0001401041	0035	278	0001410063	0122	284	0001415017	0087	278	0001417045	0087	278
0001401044	0036	278	0001410063	0133	220	0001415020	1181	278	0001417047	0087	278
0001401045	0036	278	0001410067	1181	278	0001415027	0218	278	0001417048	0087	278
0001401046	0036	278	0001410068	1181	278	0001416002	0218	278	0001417054	0087	278
0001401049	0035	278	0001410069	0087	278	0001416003	0087	278	0001417055	0087	278
0001401050	0035	278	0001410074	0087	278	0001416004	0078	278	0001417056	0087	278
0001401051	0035	278	0001410077	0087	278	0001416005	0087	278	0001417060	0087	278
0001401052	0035	278	0001410078	0218	278	0001416006	0087	278	0001417065	0089	278
0001401061	0035	278	0001410083	0218	278	0001416007	0087	278	0001417066	0087	278
0001401066	0035	278	0001410087	0087	278	0001416008	0087	278	0001417068	0087	278
0001401074	0035	278	0001410088	0218	278	0001416009	0087	278	0001417071	0087	278
0001402002	0036	278	0001410089	0122	284	0001416011	0087	278	0001417072	0087	278
0001402008	0035	278	0001410089	0133	220	0001416012	0087	278	0001417075	0089	278
0001402050	0035	278	0001410089	0218	278	0001416013	0218	278	0001418010	0087	278
0001402051	0036	278	0001410090	0218	278	0001416017	0218	278	0001420001	0117	220
0001402052	0036	278	0001410094	0078	278	0001416022	0218	278	0001420002	0188	222
0001402053	0036	278	0001410098	0087	278	0001416023	0218	278	0001420003	0117	220
0001402054	0035	278	0001410102	0087	278	0001416024	0218	278	0001420004	0117	220
0001402055	0035	278	0001410106	0087	278	0001416026	0218	278	0001420005	0117	220
0001402057	0036	278	0001410111	0087	278	0001416028	0218	278	0001420006	0188	222
0001402058	0035	278	0001410115	0087	278	0001416030	0087	278	0001420007	0188	222
0001402059	0035	278	0001410116	1181	278	0001416031	0087	278	0001420008	0188	222
0001402060	0035	278	0001411005	0087	278	0001416032	0087	278	0001420009	0117	220
0001402061	0035	278	0001411007	0088	278	0001416033	0087	278	0001420010	0188	222
0001402071	0035	278	0001411009	0218	278	0001416034	0087	278	0001420011	0188	222
0001402075	0035	278	0001411010	0087	278	0001416035	0087	278	0001420013	0117	220
0001402080	0035	278	0001411012	0087	278	0001416036	0087	278	0001420014	0117	220
0001402081	0035	278	0001411013	0087	278	0001416039	0087	278	0001420015	0117	220
0001402083	0035	278	0001411014	0218	278	0001416048	0087	278	0001420024	0117	220
0001410015	0218	278	0001411015	0087	278	0001416049	0087	278	0001420025	0117	220
0001410016	0218	278	0001411016	0087	278	0001416050	0087	278	0001420026	0188	222
0001410019	0087	278	0001411036	0087	278	0001416053	0087	278	0001420027	0188	222
0001410021	0122	284	0001413001	0218	278	0001416058	0087	278	0001421001	0117	220
0001410021	0133	220	0001413004	0218	278	0001416061	0089	278	0001421002	0117	220
0001410021	0218	278	0001413006	0218	278	0001416062	0087	278	0001421003	0117	220
0001410022	0218	278	0001413010	0218	278	0001416067	0087	278	0001421004	0117	220
0001410026	0078	278	0001413018	0087	278	0001416068	0087	278	0001421005	1866	272
0001410027	0078	278	0001414003	0218	278	0001416069	0087	278	0001421006	0117	220
0001410029	0218	278	0001414008	0087	278	0001416070	0087	278	0001421007	0188	222
0001410032	0087	278	0001414009	0218	278	0001416071	0087	278	0001421008	0117	220
0001410034	0087	278	0001414010	0218	278	0001416075	0087	278	0001421009	0188	222
0001410035	0078	278	0001414011	0218	278	0001416076	0087	278	0001421010	0188	222
0001410037	0087	278	0001414015	0218	278	0001417001	0218	278	0001421014	1866	272
0001410041	0122	284	0001414018	0218	278	0001417002	0087	278	0001421015	1866	272
0001410041	0133	220	0001414019	0087	278	0001417016	0087	278	0001501001	0035	278
0001410041	0218	278	0001414022	0218	278	0001417022	0087	278	0001501003	0036	278
0001410043	0218	278	0001415001	0218	278	0001417023	0087	278	0001501020	0036	278
0001410044	0087	278	0001415002	0218	278	0001417024	0087	278	0001501032	0036	278
0001410046	0087	278	0001415006	0218	278	0001417028	0218	278	0001501038	0035	278
0001410047	0078	278	0001415007	0078	278	0001417033	0087	278	0001510001	0290	223
0001410050	0087	278	0001415008	0087	278	0001417035	0087	278	0001510002	0290	223
0001410052	0218	278	0001415009	0087	278	0001417036	0218	278	0001510008	0290	223
0001410058	0218	278	0001415010	0218	278	0001417042	0087	278	0001510009	0290	223
0001410062	0087	278	0001415011	0087	278	0001417043	0087	278	0001510017	0290	223

Bosch	Nº ZEN	Pg.	Bosch	Nº ZEN	Pg.	Bosch	Nº ZEN	Pg.	Bosch	Nº ZEN	Pg.
0001510020	1111	278	9000081008	12693	285	9000082069	0108	220	9000083053	0105	220
0001510021	0290	223	9000081008	12694	286	9000082070	0111	220	9000083053	1364	256
0001510022	0290	223	9000081009	0846	242	9000082071	0108	220	9000083054	0105	220
0001510024	0290	223	9000081010	0933	245	9000082073	0065	218	9000083054	1364	256
0001510025	1111	278	9000082000	0006	217	9000082074	0108	220	9000083055	0118	220
0001510030	0290	223	9000082001	0015	217	9000082075	0108	220	9000083056	0105	220
0001510031	1111	278	9000082003	0191	222	9000082076	0108	220	9000083056	1364	256
0001510032	1111	278	9000082004	0062	218	9000082077	0065	218	9000083057	0153	221
0001510034	0290	223	9000082005	0044	217	9000082078	0108	220	9000083058	0118	220
0001510035	0290	223	9000082006	0046	218	9000082079	0111	220	9000083059	0118	220
0001510037	1111	278	9000082009	0065	218	9000082080	0111	220	9000083060	0105	220
0001510038	1111	278	9000082010	0044	217	9000082083	0111	220	9000083060	1364	256
0001510040	0290	223	9000082012	0080	219	9000082085	0111	220	9000083061	0105	220
0001510041	1111	278	9000082013	0077	219	9000083000	0043	217	9000083061	1364	256
0399703052	1826	270	9000082015	0015	217	9000083001	0034	217	9000083062	0118	220
5W0911023	1741	266	9000082017	0115	220	9000083002	0059	218	9000083063	0105	220
0986016950	1643	262	9000082020	0034	217	9000083003	0060	218	9000083063	1364	256
0986020310	1958	277	9000082020	0077	219	9000083004	0061	218	9000083064	0105	220
0986021240	1641	262	9000082021	0111	220	9000083011	0034	217	9000083064	1364	256
0986021640	1650	262	9000082022	0046	218	9000083012	0034	217	9000083065	0105	220
0986021810	1642	262	9000082023	0080	219	9000083013	0060	218	9000083065	1364	256
2006202000	0776	239	9000082024	0108	220	9000083014	0034	217	9000083066	0105	220
2006209000	0776	239	9000082025	0108	220	9000083015	1076	251	9000083066	1364	256
2339402220	12839	281	9000082028	0163	221	9000083018	0034	217	9000083067	0105	220
6004AA0003	1545	258	9000082029	0077	219	9000083019	0060	218	9000083067	1364	256
6004AA0008	1545	258	9000082030	0068	219	9000083020	0034	217	9000083068	0105	220
6004AA0017	1467	256	9000082032	0065	218	9000083024	0092	219	9000083068	1364	256
6004AA0027	1545	258	9000082033	0108	220	9000083025	0092	219	9000083069	0496	230
6004AA3009	1470	256	9000082034	0065	218	9000083027	0105	220	9000083071	0497	230
6033AD0J00	1550	258	9000082035	0108	220	9000083027	1364	256	9000083072	0668	235
6033AD1J00	1550	258	9000082036	0108	220	9000083028	0105	220	9000083074	0105	220
9000062014	0108	220	9000082039	0111	220	9000083028	1364	256	9000083074	1364	256
9000081001	0729	237	9000082040	0111	220	9000083029	0034	217	9000083075	0497	230
9000081001	12685	285	9000082041	0108	220	9000083030	0059	218	9000083076	0497	230
9000081001	12693	285	9000082042	0108	220	9000083031	0105	220	9000083077	0748	238
9000081001	12694	286	9000082043	0108	220	9000083031	1364	256	9000083077	1372	256
9000081002	0729	237	9000082045	0068	219	9000083035	0118	220	9000084005	0855	243
9000081002	12685	285	9000082046	0065	218	9000083036	0105	220	9000084007	0089	278
9000081003	0837	242	9000082047	0065	218	9000083036	1364	256	9000084007	0122	284
9000081004	0745	238	9000082048	0108	220	9000083037	0153	221	9000084007	0133	220
9000081004	12683	285	9000082049	0065	218	9000083038	0118	220	9000084008	0088	278
9000081005	0855	243	9000082050	0108	220	9000083039	0303	224	9000084008	0122	284
9000081005	12689	285	9000082051	0108	220	9000083040	0060	218	9000084008	0133	220
9000081005	12693	285	9000082053	0111	220	9000083041	0118	220	9000084009	0089	278
9000081005	12694	286	9000082054	0108	220	9000083042	0118	220	9000084009	0122	284
9000081006	0866	243	9000082055	0108	220	9000083043	0315	224	9000084009	0133	220
9000081006	12681	285	9000082058	0108	220	9000083045	0105	220	9000084010	0087	278
9000081006	12693	285	9000082059	0108	220	9000083045	1364	256	9000084010	0122	284
9000081006	12694	286	9000082061	0111	220	9000083046	0105	220	9000084010	0133	220
9000081007	0866	243	9000082062	0323	225	9000083046	1364	256	9000084011	0087	278
9000081007	12681	285	9000082063	0108	220	9000083050	0105	220	9000084011	0122	284
9000081007	12693	285	9000082064	0108	220	9000083050	1364	256	9000084011	0133	220
9000081007	12694	286	9000082065	0108	220	9000083051	0118	220	9000084012	0087	278
9000081008	0855	243	9000082066	0111	220	9000083052	0105	220	9000084012	0122	284
9000081008	12689	285	9000082067	0108	220	9000083052	1364	256	9000084012	0133	220

Bosch	Nº ZEN	Pg.	Bosch	Nº ZEN	Pg.	Bosch	Nº ZEN	Pg.	Bosch	Nº ZEN	Pg.
9000084013	0087	278	9000143601	0418	227	9000453017	0024	217	9000453073	0118	220
9000084013	0122	284	9000331201	1070	250	9000453017	1359	256	9000453074	0105	220
9000084013	0133	220	9000331201	1947	276	9000453018	0084	219	9000453074	1364	256
9000084014	0087	278	9000331203	1070	250	9000453019	0024	217	9000453075	0497	230
9000084014	0122	284	9000331203	1947	276	9000453019	1359	256	9000453076	0497	230
9000084014	0133	220	9000331406	1174	253	9000453024	0505	230	9000453080	0668	235
9000084015	0122	284	9000331411	1172	253	9000453025	0070	219	9000453082	0105	220
9000084015	0133	220	9000331414	1072	251	9000453027	0085	219	9000453083	0105	220
9000084016	0133	220	9000331418	0838	242	9000453028	0024	217	9000453086	0118	220
9000084016	0218	278	9000331419	0796	240	9000453028	1359	256	9000453088	0315	224
9000084017	0087	278	9000331421	1173	253	9000453029	1190	254	9000453089	0392	226
9000084017	0122	284	9000331424	1173	253	9000453032	0024	217	9000453090	0315	224
9000084017	0133	220	9000331428	1173	253	9000453032	1359	256	9000453091	0315	224
9000084018	0087	278	9000331432	0861	243	9000453033	0085	219	9967600004	0035	278
9000084018	0122	284	9000331433	0861	243	9000453034	0024	217	9967600005	0036	278
9000084018	0133	220	9000331433	1550	258	9000453034	1359	256	F000AL0100	0855	243
9000084019	0087	278	9000333104	0482	229	9000453038	0024	217	F000AL0100	12689	285
9000084019	0122	284	9000333105	0108	220	9000453038	1359	256	F000AL0100	12693	285
9000084019	0133	220	9000333106	0482	229	9000453041	0024	217	F000AL0100	12694	286
9000084020	0088	278	9000333109	0482	229	9000453041	1359	256	F000AL0101	1469	256
9000084020	0122	284	9000333114	0482	229	9000453042	0024	217	F000AL0102	0998	248
9000084020	0133	220	9000333117	0482	229	9000453042	1359	256	F000AL0103	0745	238
9000084021	0087	278	9000333121	0871	243	9000453043	0024	217	F000AL0104	1469	256
9000084021	0122	284	9000334102	0108	220	9000453043	1359	256	F000AL0105	1168	253
9000084021	0133	220	9000334104	0325	225	9000453044	0186	222	F000AL0106	1547	258
9000084022	0088	278	9000451001	0293	224	9000453045	0186	222	F000AL0107	1168	253
9000084022	0133	220	9000451004	0328	225	9000453046	0024	217	F000AL0108	1155	252
9000084023	0088	278	9000451010	0293	224	9000453046	1359	256	F000AL0110	0998	248
9000084023	0133	220	9000451011	0329	225	9000453047	0024	217	F000AL0111	1562	259
9000084024	0089	278	9000451012	0328	225	9000453047	1359	256	F000AL0112	1168	253
9000084026	0089	278	9000451017	0293	224	9000453048	0125	220	F000AL0118	1547	258
9000085004	0036	278	9000451024	0293	224	9000453049	0024	217	F000AL0128	1638	262
9000141100	0325	225	9000452003	0348	225	9000453049	1359	256	F000AL0129	1697	264
9000141101	0325	225	9000453001	0024	217	9000453050	0024	217	F000AL0130	1675	263
9000141103	0325	225	9000453001	1359	256	9000453050	1359	256	F000AL0131	1697	264
9000141107	0325	225	9000453004	0024	217	9000453051	0024	217	F000AL0132	1736	266
9000141108	0325	225	9000453004	1359	256	9000453051	1359	256	F000AL0133	1736	266
9000141111	0325	225	9000453005	0024	217	9000453052	0024	217	F000AL0135	1690	264
9000141112	0325	225	9000453005	1359	256	9000453052	1359	256	F000AL0137	1562	259
9000141114	0325	225	9000453006	0024	217	9000453053	0084	219	F000AL0138	1691	264
9000141116	0108	220	9000453006	1359	256	9000453054	0024	217	F000AL0139	1691	264
9000142001	0108	220	9000453007	0186	222	9000453054	1359	256	F000AL0140	1736	266
9000142002	0108	220	9000453008	0186	222	9000453055	0056	218	F000AL0141	1736	266
9000142003	0108	220	9000453009	0024	217	9000453057	0505	230	F000AL0143	1815	270
9000142100	0111	220	9000453009	1359	256	9000453059	0024	217	F000AL0144	1547	258
9000142102	0108	220	9000453011	0024	217	9000453059	1359	256	F000AL0150	1697	264
9000143101	0302	224	9000453011	1359	256	9000453061	0024	217	F000AL0151	1675	263
9000143114	0153	221	9000453012	0085	219	9000453061	1359	256	F000AL0152	1697	264
9000143115	0153	221	9000453013	0125	220	9000453062	0085	219	F000AL0154	1929	275
9000143204	1005	248	9000453014	0024	217	9000453064	0622	234	F000AL0159	1845	271
9000143305	0392	226	9000453014	1359	256	9000453065	0622	234	F000AL0300	0846	242
9000143408	0228	223	9000453015	0024	217	9000453066	1190	254	F000AL0301	0942	246
9000143412	0418	227	9000453015	1359	256	9000453067	0622	234	F000AL0302	1471	256
9000143415	0418	227	9000453016	0024	217	9000453068	0622	234	F000AL0304	0837	242
9000143416	0418	227	9000453016	1359	256	9000453072	0668	235	F000AL0305	0846	242

Bosch	Nº ZEN	Pg.	Cargo	Nº ZEN	Pg.	Chrysler	Nº ZEN	Pg.	CNH	Nº ZEN	Pg.
F000AL0306	0989	247	111120	9702	280	3656650	0050	218	504388220	1700	264
F000AL0309	0837	242	113617	1548	258	4091950	0495	230	Crysler	Nº ZEN	Pg.
F000AL0310	0837	242	131766	0776	239	4111855	0495	230	1889297	0050	218
F000AL0314	0837	242	232632	0776	239	4145359	0495	230	2095122	0050	218
F000AL0400	1177	253	330265	1642	262	4226833	0292	224	2095150	0050	218
F000AL0401	1222	255	Carrier Transicold	Nº ZEN	Pg.	4240404	0292	224	2095254	0050	218
F000AL0402	1468	256	20451285	0792	240	4240449	0495	230	3656650	0050	218
F000AL0415	1468	256	20451993	0792	240	4339472	0292	224	Cummins	Nº ZEN	Pg.
F000AL0502	1223	255	Case	Nº ZEN	Pg.	4339474	0292	224	3283312	0970	247
F000AL0502	12841	285	A20873	0567	232	5206270	0339	225	3283812	0970	247
F000AL0507	12841	285	A36582	0567	232	5213045	0292	224	4948058	1881	273
F000AL0901	1740	266	A36583	0567	232	5213085	0339	225	C4948058	1881	273
F000AL0903	1740	266	A38413	0567	232	5213190	0339	225	3604645RX	0555	231
F000ALO700	0118	220	A47466	0567	232	5213370	0339	225	3675148RX	0792	240
F000C60001	1879	273	A57092	0567	232	5213395	0339	225	3675149RX	0792	240
F000C60004	1879	273	A59671	0567	232	5213450	0292	224	Dacia	Nº ZEN	Pg.
F000C60299	1875	272	D32189	0567	232	5226441	0292	224	7711497567	1756	267
F000C60300	1875	272	G44881	0567	232	5226442	0292	224	8200306595	1756	267
F000CD0001	1666	262	G44927	0567	232	40911920	0495	230	8200836473	1756	267
F000CD0002	1674	263	91902C1	0434	228	56004934	0801	241	Daewoo	Nº ZEN	Pg.
F000CD0800	1712	265	A162469	0434	228	56041014	0825	242	93741000	1704	265
F000CD0801	1712	265	A181642	0970	247	05034555AA	1771	268	31100A78B00	1048	250
F000CD0802	1741	266	A187597	0970	247	68080459AA	1899	274	TM300C10201	1704	265
F000CD08A2	1741	266	E010372	0308	224	Citroen	Nº ZEN	Pg.	Daf	Nº ZEN	Pg.
F000CD0900	1666	262	104192A1	0567	232	5802AQ	1650	262	1658730	12839	281
F000CD0901	1666	262	114799A1	0970	247	9648644680	1752	267	Daihatsu	Nº ZEN	Pg.
F000CD0903	1666	262	P941519Q	0970	247	9807775680	1755	267	2810047050	1827	270
F000CD0905	1666	262	396587R91	0567	232	Clark	Nº ZEN	Pg.	2810047051	1827	270
F000CD1113	1674	263	Caterpillar	Nº ZEN	Pg.	316595	0567	232	2810072010	0947	246
F002G20348	1855	272	88190	0567	232	335861	0567	232	2810072010	1722	266
F002G20524	0925	245	4N0241	0434	228	391632	0567	232	2810087314	1827	270
F002G20582	1855	272	4N4405	0930	245	636180	0567	232	281008731A	1827	270
F002G20658	1937	276	655293	0567	232	916303	0567	232	2810087601	1827	270
F002G20904	1743	266	677750	0567	232	999665	0567	232	2810087526000	1895	274
F002G20932	1855	272	7M8651	0110	220	1636179	0567	232	2810087548000	1895	274
F004A94008	1562	259	7M8651	9074	279	1636180	0567	232	2810087722000	1895	274
F005M00012	0919	245	7N0923	0434	228	2355693	0567	232	2810087734000	1895	274
F005M00012	12693	285	9G6941	0434	228	2355694	0567	232	Denso	Nº ZEN	Pg.
F005M00012	12694	286	CBT	Nº ZEN	Pg.	2377360	0567	232	AM133636	1885	273
F005M00014	0919	245	21013708000	0213	222	3001006	0567	232	280000972	1827	270
F005M00014	12693	285	Chrysler	Nº ZEN	Pg.	3001008	0567	232	280003641	1767	267
F005M00014	12694	286	15056	0110	220	3001018	0567	232	280003642	1767	267
F005M00024	0745	238	15056	9074	279	3002935	0567	232	280004323	1767	267
F006AL0602	0497	230	15113	0110	220	3004551	0567	232	280004343	1767	267
F006ALO602	0497	230	15113	9074	279	3004552	0567	232	280004450	1767	267
F00MAL0110	0998	248	1889100	0054	218	3004555	0567	232	280004540	1767	267
F010AL0101	0800	240	1889129	0054	218	3004562	0567	232	280004800	1827	270
F010AL0103	0866	243	1889200	0054	218	3042514	0567	232	280004800	1828	271
F010AL0301	0846	242	1889297	0050	218	3136105	0567	232	280004940	1767	267
Bosch Reman	Nº ZEN	Pg.	2095122	0050	218	CNH	Nº ZEN	Pg.	280005060	1767	267
SR97X	9702	280	2095150	0050	218	82036365	1700	264	280005300	1827	270
SR1319X	1548	258	2095254	0050	218	84208918	1700	264	280005300	1828	271
Boston Auto	Nº ZEN	Pg.	2095753	0054	218	87398251	1700	264	280005301	1827	270
3191181	1548	258	2642227	0054	218	87583927	1700	264	280005301	1828	271
			2958166	0567	232	87751000	1698	264	280005490	1827	270

Denso	Nº ZEN	Pg.	Denso	Nº ZEN	Pg.	Denso	Nº ZEN	Pg.	Denso	Nº ZEN	Pg.
280005510	1827	270	280005834	1828	271	280006590	1828	271	280007800	1828	271
280005510	1828	271	280005835	1827	270	280006591	1827	270	280007801	1828	271
280005511	1827	270	280005835	1828	271	280006591	1828	271	280007802	1828	271
280005511	1828	271	280005840	1828	271	280006640	1827	270	280007810	1827	270
280005520	1827	270	280005841	1828	271	280006780	1828	271	280007810	1828	271
280005530	1827	270	280005850	1827	270	280006780	1831	271	280007811	1827	270
280005530	1828	271	280005850	1828	271	280006870	1827	270	280007811	1828	271
280005531	1827	270	280005860	1827	270	280006870	1828	271	280008070	1827	270
280005531	1828	271	280005860	1828	271	280006871	1827	270	280008070	1828	271
280005532	1827	270	280005861	1827	270	280006871	1828	271	280008071	1827	270
280005532	1828	271	280005862	1827	270	280006872	1827	270	280008071	1828	271
280005541	1827	270	280005862	1828	271	280006872	1828	271	280008072	1827	270
280005541	1828	271	280005863	1827	270	280006880	1827	270	280008072	1828	271
280005542	1827	270	280005863	1828	271	280006880	1828	271	280008400	1827	270
280005543	1827	270	280005864	1827	270	280006881	1827	270	280008490	1827	270
280005543	1828	271	280005870	1827	270	280006881	1828	271	280008490	1828	271
280005550	1827	270	280005871	1827	270	280006882	1827	270	280008491	1827	270
280005550	1828	271	280005871	1828	271	280006882	1828	271	280008491	1828	271
280005551	1827	270	280005880	1829	271	280006890	1827	270	280008500	1827	270
280005551	1828	271	280005890	1827	270	280006891	1827	270	280008500	1828	271
280005552	1827	270	280005890	1828	271	280006891	1828	271	280008501	1827	270
280005552	1828	271	280005891	1827	270	280006892	1827	270	280008501	1828	271
280005553	1827	270	280005891	1828	271	280006892	1828	271	280008561	1827	270
280005553	1828	271	280006010	1827	270	280006893	1827	270	280008562	1827	270
280005560	1827	270	280006012	1827	270	280006893	1828	271	280008580	1723	266
280005560	1828	271	280006013	1827	270	280006900	1827	270	280008840	1827	270
280005561	1827	270	280006021	1827	270	280006900	1828	271	280008840	1828	271
280005561	1828	271	280006022	1827	270	280006901	1827	270	280008841	1827	270
280005570	1827	270	280006060	1828	271	280006901	1828	271	280008841	1828	271
280005570	1828	271	280006061	1828	271	280006902	1828	271	280008842	1827	270
280005571	1827	270	280006062	1828	271	280006910	1827	270	280008842	1828	271
280005571	1828	271	280006200	1827	270	280006910	1828	271	280009331	1827	270
280005580	1827	270	280006200	1828	271	280006911	1827	270	280009331	1828	271
280005581	1827	270	280006201	1827	270	280006911	1828	271	280009332	1827	270
280005593	1827	270	280006201	1828	271	280006912	1827	270	280009332	1828	271
280005620	1827	270	280006290	1827	270	280006912	1828	271	280009333	1827	270
280005620	1828	271	280006290	1828	271	280006950	1827	270	280009333	1828	271
280005651	1827	270	280006291	1827	270	280006950	1828	271	280009770	1827	270
280005652	1827	270	280006291	1828	271	280006951	1827	270	280993570	1831	271
280005660	1828	271	280006292	1827	270	280006951	1828	271	281001442	1827	270
280005661	1828	271	280006340	1827	270	280007140	1827	270	283004551	1827	270
280005690	1827	270	280006340	1828	271	280007140	1828	271	283005090	1827	270
280005690	1828	271	280006341	1827	270	280007240	1827	270	1280000292	1828	271
280005691	1827	270	280006341	1828	271	280007241	1827	270	1280000380	1827	270
280005691	1828	271	280006460	1828	271	280007241	1828	271	1280000380	1828	271
280005692	1827	270	280006460	1830	271	280007242	1827	270	1280000381	1827	270
280005692	1828	271	280006461	1827	270	280007242	1828	271	1280000381	1828	271
280005693	1827	270	280006461	1828	271	280007400	1827	270	1280000382	1827	270
280005693	1828	271	280006462	1828	271	280007400	1828	271	1280000382	1828	271
280005730	1767	267	280006462	1830	271	280007451	1827	270	1280000383	1827	270
280005832	1827	270	280006463	1828	271	280007452	1827	270	1280000383	1828	271
280005832	1828	271	280006463	1830	271	280007540	1828	271	1280000490	1827	270
280005833	1827	270	280006560	1827	270	280007542	1828	271	1280000520	1827	270
280005833	1828	271	280006561	1827	270	280007731	1828	271	1280000520	1828	271
280005834	1827	270	280006590	1827	270	280007732	1828	271	1280000530	1827	270

Denso	Nº ZEN	Pg.	Denso	Nº ZEN	Pg.	Denso	Nº ZEN	Pg.	Denso	Nº ZEN	Pg.
128000530	1828	271	1280003080	1828	271	1280006184	1827	270	1280007600	1827	270
128000531	1827	270	1280003081	1828	271	1280006184	1828	271	1280007601	1827	270
128000531	1828	271	1280003082	1827	270	1280006330	1827	270	1280007602	1827	270
128000532	1827	270	1280003082	1828	271	1280006810	1827	270	1280007603	1827	270
128000532	1828	271	1280003120	1829	271	1280006810	1828	271	1280007604	1827	270
1280000972	1827	270	1280003512	1827	270	1280006811	1827	270	1280007750	1827	270
1280000972	1828	271	1280003512	1828	271	1280006811	1828	271	1280007770	1723	266
1280000973	1827	270	1280003513	1827	270	1280006812	1827	270	1280007920	1827	270
1280000973	1828	271	1280003513	1828	271	1280006812	1828	271	1280007920	1828	271
1280001000	1827	270	1280003514	1827	270	1280006822	1827	270	1280007921	1827	270
1280001000	1828	271	1280003514	1828	271	1280006822	1828	271	1280007921	1828	271
1280001001	1827	270	1280003662	1895	274	1280006823	1827	270	1280007922	1827	270
1280001001	1828	271	1280004100	1827	270	1280006823	1828	271	1280007922	1828	271
1280001010	1827	270	1280004100	1828	271	1280006830	1827	270	1280007923	1827	270
1280001011	1827	270	1280004101	1827	270	1280006830	1828	271	1280007923	1828	271
1280001060	1828	271	1280004101	1828	271	1280006831	1827	270	1280007932	1827	270
1280001060	1831	271	1280004111	1827	270	1280006831	1828	271	1280007932	1828	271
1280001561	1827	270	1280004112	1827	270	1280006832	1827	270	1280007933	1827	270
1280001561	1828	271	1280004220	1829	271	1280006832	1828	271	1280007933	1828	271
1280001570	1827	270	1280004250	1827	270	1280006833	1827	270	1280008061	1827	270
1280001570	1828	271	1280004530	1895	274	1280006833	1828	271	1280008063	1827	270
1280001571	1827	270	1280004531	1895	274	1280006860	1828	271	1280008064	1827	270
1280001571	1828	271	1280004532	1895	274	1280006861	1828	271	1280008290	1828	271
1280001572	1827	270	1280004870	1885	273	1280006910	1827	270	1280008290	1831	271
1280001572	1828	271	1280004910	1829	271	1280006911	1827	270	1280008620	1828	271
1280001573	1827	270	1280005090	1827	270	1280006920	1827	270	1280008620	1830	271
1280001573	1828	271	1280005091	1827	270	1280006921	1827	270	1280008621	1828	271
1280001574	1827	270	1280005091	1828	271	1280007200	1723	266	1280008621	1830	271
1280001574	1828	271	1280005300	1827	270	1280007280	1827	270	1280009580	1827	270
1280001580	1827	270	1280005370	1831	271	1280007280	1828	271	1280009580	1828	271
1280001580	1828	271	1280005380	1827	270	1280007281	1827	270	1280009581	1827	270
1280001581	1827	270	1280005380	1828	271	1280007281	1828	271	1280009581	1828	271
1280001581	1828	271	1280005381	1827	270	1280007282	1827	270	1280009582	1827	270
1280001582	1827	270	1280005381	1828	271	1280007282	1828	271	1280009582	1828	271
1280001582	1828	271	1280005382	1827	270	1280007283	1827	270	1280009970	1828	271
1280001583	1827	270	1280005382	1828	271	1280007283	1828	271	1280009971	1828	271
1280001583	1828	271	1280005730	1831	271	1280007290	1827	270	2280000120	1885	273
1280001584	1827	270	1280005731	1831	271	1280007290	1828	271	2280000270	1827	270
1280001584	1828	271	1280005732	1831	271	1280007291	1827	270	2280000270	1828	271
1280001585	1827	270	1280006170	1827	270	1280007291	1828	271	2280000271	1828	271
1280001585	1828	271	1280006170	1828	271	1280007292	1827	270	2280000271	1831	271
1280001790	1827	270	1280006171	1827	270	1280007292	1828	271	2280000281	1827	270
1280001790	1828	271	1280006171	1828	271	1280007293	1827	270	2280000281	1828	271
1280001870	1885	273	1280006172	1827	270	1280007293	1828	271	2280000282	1827	270
1280002450	1827	270	1280006172	1828	271	1280007294	1827	270	2280000282	1828	271
1280002470	1827	270	1280006173	1827	270	1280007294	1828	271	2280000291	1827	270
1280002560	1831	271	1280006173	1828	271	1280007360	1827	270	2280000291	1828	271
1280002740	1827	270	1280006180	1827	270	1280007360	1828	271	2280000292	1827	270
1280002740	1829	271	1280006180	1828	271	1280007361	1827	270	2280000292	1828	271
1280002830	1723	266	1280006181	1827	270	1280007361	1828	271	2280000350	1827	270
1280002930	1828	271	1280006181	1828	271	1280007362	1827	270	2280000350	1828	271
1280002931	1828	271	1280006182	1827	270	1280007362	1828	271	2280000351	1827	270
1280002932	1828	271	1280006182	1828	271	1280007363	1827	270	2280000351	1828	271
1280002933	1828	271	1280006183	1827	270	1280007363	1828	271	2280000570	1827	270
1280003080	1827	270	1280006183	1828	271	1280007480	1885	273	2280000570	1828	271

Denso	Nº ZEN	Pg.	Denso	Nº ZEN	Pg.	Denso	Nº ZEN	Pg.	Ducellier	Nº ZEN	Pg.
2280000571	1827	270	2280003100	1827	270	4280001660	1831	271	6020F	0463	229
2280000571	1828	271	2280003100	1828	271	4280001850	1828	271	6035F	0463	229
2280000572	1827	270	2280003230	1827	270	4280001850	1829	271	6081E	0463	229
2280000573	1827	270	2280003230	1828	271	4280001860	1828	271	6081F	0463	229
2280000574	1827	270	2280003310	1829	271	4280001860	1829	271	6128A	0183	221
2280000575	1827	270	2280003320	1829	271	4280002370	1828	271	6144A	0183	221
2280000630	1831	271	2280003700	1831	271	4280008190	1943	276	6221A	0404	227
2280001350	1831	271	2280003710	1827	270	4280009391	1877	273	6222A	0189	222
2280001420	1831	271	2280003710	1828	271	4280009500	1877	273	6226A	0189	222
2280001440	1827	270	2280003720	1827	270	4380000410	1942	276	6231C	0404	227
2280001590	1827	270	2280003810	1828	271	4380000590	0809	241	6240A	0189	222
2280001590	1828	271	2280003810	1829	271	4380002400	1935	276	6242A	0189	222
2280001591	1827	270	2280003980	1958	277	4380004420	1935	276	532002	0404	227
2280001591	1828	271	2280003981	1958	277	BC4280009391	1877	273	532003	0404	227
2280001600	1828	271	2280004240	1827	270	BC4280009500	1877	273	532004	0404	227
2280001600	1830	271	2280004680	1828	271	Deutz	Nº ZEN	Pg.	532005	0189	222
2280001601	1828	271	2280004960	1958	277	F2L201	1898	274	532007	0189	222
2280001601	1830	271	2280004961	1958	277	1161422	0308	224	532008	0404	227
2280001610	1828	271	2280005311	1831	271	1172099	0308	224	532009	0404	227
2280001610	1830	271	2280005460	1831	271	1302023	0308	224	532010	0404	227
2280001611	1828	271	2280005641	1828	271	04132652	1898	274	532018	0404	227
2280001611	1830	271	2280005641	1831	271	04300285	1898	274	532020	0189	222
2280001661	1827	270	2280005811	1827	270	D2011L3	1898	274	532026	0189	222
2280001661	1828	271	2280005830	1827	270	F2M2011	1898	274	533000	0189	222
2280001671	1827	270	2280005830	1828	271	13028386	1881	273	533002	0189	222
2280001671	1828	271	2280005980	1828	271	B17R24X4	0308	224	533003	0189	222
2280001790	1827	270	2280005980	1830	271	F3L1011	1898	274	533004	0189	222
2280001790	1828	271	2280005981	1830	271	F4L2011	1898	274	534003	0189	222
2280001791	1827	270	2280005990	1828	271	TD2011L3	1898	274	534004	0189	222
2280001791	1828	271	2280005990	1830	271	TD2011L4	1898	274	534005	0189	222
2280001830	1828	271	2280006380	1828	271	D2011L2	1898	274	534007	0189	222
2280001830	1831	271	2280006430	1895	274	BF4L1011FT	1898	274	534031	0574	232
2280002030	1828	271	2280006470	1828	271	Dixie	Nº ZEN	Pg.	534032	0574	232
2280002030	1830	271	2280006471	1828	271	S6106	9702	280	534039	0574	232
2280002031	1828	271	2280006530	1827	270	S80011	1548	258	534043	0574	232
2280002031	1830	271	2280006572	1827	270	Dodge	Nº ZEN	Pg.	534044	0574	232
2280002110	1827	270	2280007300	1829	271	68080459AA	1899	274	534047	0574	232
2280002110	1828	271	2280007380	1831	271	Dubois	Nº ZEN	Pg.	534054	0574	232
2280002111	1827	270	2280007500	1831	271	916584	9702	280	534055	0574	232
2280002111	1828	271	2280007550	1828	271	Ducellier	Nº ZEN	Pg.	534057	0574	232
2280002200	1831	271	2280007550	1831	271	6020	0463	229	6190AB	0189	222
2280002290	1828	271	2280007870	1827	270	6035	0463	229	6206AB	0244	223
2280002290	1829	271	2280007990	1885	273	6081	0463	229	6212AB	0189	222
2280002470	1827	270	2280008470	1827	270	6189	0189	222	6220AB	0189	222
2280002640	1885	273	2280009020	1827	270	6190	0189	222	6237AB	0189	222
2280002660	1827	270	2280009020	1828	271	6212	0189	222	6238AB	0189	222
2280002660	1828	271	2280009050	1827	270	6216	0189	222	6246AB	0189	222
2280002670	1829	271	2280009261	1885	273	6220	0189	222	6247AB	0189	222
2280002800	1827	270	2280009760	1827	270	6226	0189	222	532005A	0189	222
2280003070	1827	270	2800002640	1885	273	6237	0189	222	532007A	0189	222
2280003070	1828	271	2800007190	1885	273	6238	0189	222	532017A	0244	223
2280003080	1827	270	281001562A	1827	270	6242	0189	222	533000A	0189	222
2280003080	1828	271	4280000190	1829	271	6246	0189	222	533002A	0189	222
2280003090	1827	270	4280001190	1828	271	6247	0189	222	534002A	0189	222
2280003090	1828	271	4280001190	1829	271	6020E	0463	229	534003A	0189	222

Ducellier	Nº ZEN	Pg.	Femsa	Nº ZEN	Pg.	Fiat	Nº ZEN	Pg.	Fiat	Nº ZEN	Pg.
534023A	0574	232	MTD12H8	0213	222	4269114	0608	233	7785949	0779	239
534029A	0574	232	MTD12P6	0213	222	4285916	0213	222	7796598	0779	239
583008A	0189	222	MTD12V9	0213	222	4294494	0213	222	8961386	0035	278
618090B	0189	222	MTS1222	0120	220	4294495	0213	222	8962211	0035	278
6183CFG	0244	223	MTS1223	0120	220	4392461	0857	243	8962232	0035	278
618565A	0189	222	MTS1229	0120	220	4470377	0111	220	MSN2026	1650	262
6185ABC	0245	223	MTS1234	0120	220	4470378	0389	226	42522942	0308	224
618795A	0189	222	MTS1239	0120	220	4474599	0213	222	46417006	0779	239
6216ABC	0189	222	MTS1242	0120	220	4474714	0213	222	46429594	0779	239
6219ABC	0245	223	MTS1247	0120	220	4474746	0213	222	46451529	1169	253
6224BCD	0244	223	MTS1248	0120	220	4474747	0213	222	46454895	1630	261
6231ABC	0244	223	MTS12P2	0120	220	4474762	0213	222	46463250	1630	261
532000AB	0244	223	MTA12P19	0451	228	4474805	0120	220	46465475	0779	239
532000AB	0404	227	MTS12P19	0120	220	4474917	0120	220	46468696	0998	248
532001AB	0244	223	MTS12P20	0120	220	4474976	0213	222	46473784	1033	249
532008AB	0404	227	MTS12P29	0120	220	4474979	0213	222	46522234	1882	273
532009AB	0404	227	MTS12V13	0120	220	4475025	0213	222	46740241	1169	253
532010AB	0404	227	MTS12V25	0120	220	4475130	0213	222	46830212	1882	273
534004AB	0189	222	Fiat	Nº ZEN	Pg.	4682999	0315	224	51787218	1899	274
534005AB	0189	222	587624	0035	278	4692477	0407	227	51808557	1899	274
534042AB	0574	232	852962	0953	246	4699704	0407	227	51888915	1666	262
534043AB	0574	232	870374	0744	238	4699705	0407	227	51899848	1779	268
618078AB	0189	222	4064058	0713	237	4701920	0407	227	51911199	1877	273
618358AB	0189	222	4085959	0533	231	4702248	0407	227	51911200	1877	273
618482AB	0189	222	4085977	0533	231	4706008	0407	227	51997820	1879	273
618484AB	0189	222	4104783	0953	246	4706931	0407	227	53100008	0806	241
6203ABCD	0244	223	4117351	0768	239	4710224	0407	227	55193356	1779	268
6227ABCD	0244	223	4117464	0768	239	4711699	0407	227	55350543	0756	238
6178ABCEF	0244	223	4127580	0035	278	4713805	0407	227	55352105	0756	238
618077DEF	0189	222	4142222	0120	220	4713806	0407	227	61227993	0087	278
618091ABC	0189	222	4142223	0120	220	4713807	0407	227	63521093	1650	262
6189ABCDE	0189	222	4143828	0120	220	4737754	0407	227	82374433	0389	226
Efel	Nº ZEN	Pg.	4152196	0120	220	4737755	0407	227	131955508	1025	249
22202	0035	278	4156064	0213	222	4737756	0407	227	134705880	1840	271
Facet	Nº ZEN	Pg.	4162784	0213	222	4741699	0407	227	517872180	1899	274
26211M/T	0064	218	4169095	0315	224	4745849	0407	227	1347058080	1650	262
Femsa	Nº ZEN	Pg.	4169096	0315	224	4745930	0407	227	68073160AA	0806	241
259177	0297	224	4169912	0608	233	4752212	0407	227	Ford	Nº ZEN	Pg.
MTD121	0713	237	4172004	0608	233	4752403	0407	227	26211	0064	218
MTD129	0213	222	4172113	0608	233	4752912	0407	227	26291	0064	218
MTH241	0036	278	4181961	0120	220	4759929	0407	227	SA769	1192	254
MTH242	0036	278	4187587	0608	233	4988513	0561	232	SA769	1224	255
MTH244	0036	278	4187590	0608	233	5933930	0395	227	SA771	1192	254
MTS121	0120	220	4198226	0120	220	5972684	0408	227	SA771	1224	255
MTV124	0451	228	4198227	0120	220	5984563	0631	234	SA774	1192	254
MTV126	0451	228	4198600	0120	220	5985182	0631	234	SA774	1224	255
MTV128	0451	228	4198601	0120	220	5991832	0394	226	SA775	1192	254
MTA1219	0451	228	4204698	0120	220	5996771	0395	227	SA775	1224	255
MTA1237	0451	228	4204699	0120	220	5997307	0857	243	SA776	1192	254
MTA1238	0451	228	4206634	0213	222	5997309	0857	243	SA776	1224	255
MTA1239	0451	228	4229113	0120	220	7501995	0111	220	SA777	1192	254
MTA1243	0451	228	4229114	0120	220	7533231	0769	239	SA777	1224	255
MTD1214	0213	222	4231018	0608	233	7580192	0630	234	SA779	1193	254
MTD1219	0213	222	4232191	0608	233	7772459	0779	239	SA779	1225	255
MTD12H5	0713	237	4234741	0608	233	7772462	0779	239	SA784	1192	254

Ford	Nº ZEN	Pg.	Ford	Nº ZEN	Pg.	Ford	Nº ZEN	Pg.	Ford	Nº ZEN	Pg.
SA784	1224	255	FAP11001A	1216	278	D77Z11002A	0342	225	F2VY11002A	1199	254
SA789	1199	254	FAS11001A	1216	278	D77Z11002B	0342	225	F2VY11002A	1226	255
SA789	1226	255	FE1H18400	0596	233	D97Z11002A	0545	231	F3DZ11002A	1192	254
SA790	1192	254	8G1Z11002A	1677	263	DL3Z11002A	1942	276	F3DZ11002A	1224	255
SA790	1224	255	8G1Z11002B	1677	263	E0HZ11002A	0182	221	F3LY11002A	1199	254
SA800	1192	254	B35918400A	0450	228	E17Z11002B	0342	225	F3LY11002A	1226	255
SA800	1224	255	B63018400A	0450	228	E17Z11002C	0342	225	F3RZ11002A	1208	255
SA807	1192	254	B67618400A	0450	228	E1TF11001B	0053	218	F3RZ11002B	1208	255
SA807	1224	255	B8GY11002A	0636	234	E1TZ11002A	0053	218	F3RZ11002B	1228	256
SA822	1199	254	BC3Z11002A	1676	263	E1TZ11002B	0053	218	F7GZ11002A	0450	228
SA822	1226	255	C3TF11000A	0110	220	E1TZ11002C	0053	218	F9JY11002A	0450	228
FS10B1	1686	264	C3TF11000A	9074	279	E22E18400A	0596	233	FOFZ11002A	1192	254
SA1004	1676	263	C3TZ11001A	0110	220	E3FZ11002A	0455	229	FOFZ11002A	1224	255
SA739A	0670	236	C3TZ11001A	9074	279	E57Z11002A	1577	259	FOTZ11002A	1192	254
SA739B	0669	235	C4DZ11001A	0205	222	E5TZ11002A	1577	259	FOTZ11002A	1224	255
SA769A	1192	254	C4DZ11001B	0205	222	E5TZ11002B	0670	236	FOTZ11002B	1192	254
SA769A	1224	255	C4TF11000A	0110	220	E6FZ11002A	0455	229	FOTZ11002B	1224	255
SA771A	1192	254	C4TF11000A	9074	279	E8BZ11002A	0636	234	1F1U11000AA	13268	282
SA771A	1224	255	C4TZ11002A	0110	220	E8TZ11002A	0669	235	1F1Z11002AA	13268	282
SAE715	0342	225	C4TZ11002A	9074	279	E8TZ11002A	0670	236	2C3511001BA	1684	264
SAE716	0342	225	C5TF11000B	0093	219	E90Y11002A	1192	254	2C3T11000AA	1676	263
SAE728	0545	231	C5TF11000B	0568	232	E90Y11002A	1224	255	3M5T11000CC	1714	265
SAE763	0636	234	C5TZ11002C	0110	220	E90Y11002B	1192	254	3M5T11000CD	1714	265
SAE770	0596	233	C5TZ11002C	9074	279	E90Y11002B	1224	255	3M5T11000CE	1714	265
SAE781	0596	233	C6FF11001A	0135	221	E92Z11002A	0596	233	3M5T11000DC	1714	265
SAE782	0636	234	C6TF11000B	0093	219	E9BZ11002A	0450	228	3S4T11000AB	1585	259
SAI761	0450	228	C6TF11000B	0568	232	E9JY11002A	0450	228	3S4T11000AC	1585	259
SAI772	0450	228	C6TF11001A	0110	220	E9SZ11002A	1192	254	3S4Z11002AB	1585	259
SAI773	0450	228	C6TF11001A	9074	279	E9SZ11002A	1224	255	3S6511000AA	0965	247
SAI780	0450	228	C6TZ11001A	0093	219	E9SZ11002B	1192	254	3S6511000BA	1533	258
SAI783	0450	228	C6TZ11001A	0568	232	E9SZ11002B	1224	255	3S6511000CA	0965	247
SAI788	0450	228	C6TZ11002C	0093	219	F02Z11002A	1192	254	3S7T11000AD	13268	282
1057661	13268	282	C6TZ11002C	0568	232	F02Z11002A	1224	255	4M5T11000FA	1714	265
1076141	13268	282	C7TF11000A	0093	219	F02Z11002B	0596	233	4M5T11000FB	1714	265
1197912	13268	282	C7TF11000A	0568	232	F0BY11002B	0450	228	4M5T11000FC	1714	265
1209193	13268	282	C8TF11000B	0182	221	F0BZ11002A	0636	234	4M5T11000FD	1714	265
1469721	1714	265	C8TZ11002A	0182	221	F0BZ11002B	0450	228	5N1511000AA	1482	257
2900550	0032	278	C8ZF11000C	0097	219	F0JY11002A	0450	228	5N1511000AB	1482	257
2900557	0032	278	C8ZF11000C	9028	278	F0OY11002A	1192	254	5S6511000AA	1533	258
2900726	0032	278	C9FF11001B	0135	221	F0OY11002A	1224	255	6E5T11000AB	1764	267
2900804	0032	278	C9HZ11000C	0110	220	F0TZ11002A	1192	254	6G9N11000FA	1714	265
SAE674A	0184	221	C9HZ11000C	9074	279	F0TZ11002A	1224	255	6S4T11000AA	1871	272
SAE715A	0342	225	D0DF11001A	0205	222	F12Z11002A	0596	233	6S6519000AA	1533	258
SAE716A	0342	225	D0FF11001B	0135	221	F13Z11002A	1192	254	7C2T11000BA	1676	263
SAE761A	0636	234	D0FF11001C	0135	221	F13Z11002A	1224	255	7C3511001AA	1675	263
868218400	0545	231	D1FF11001A	0205	222	F1JY11002A	0450	228	7C3T11000AA	1676	263
96FB11000	0938	246	D27Z11002A	0184	221	F22518400A	0596	233	7C3T11000AB	1676	263
98VB11000	0907	244	D2TZ11002A	0184	221	F23Z11002A	1192	254	7C3T11000BA	1676	263
B5C11002A	0032	278	D37Z11002A	0184	221	F23Z11002A	1224	255	7C3Z11002AA	1676	263
B65818400	0450	228	D3OZ11002A	0097	219	F23Z11002B	1192	254	7S5511000AA	1686	264
C6FF11001	0135	221	D3OZ11002A	9028	278	F23Z11002B	1224	255	7S5511000AB	1686	264
F0O11002A	1192	254	D3TF11000A	0110	220	F2DZ11002A	1192	254	8G1T11000AA	1677	263
F0O11002A	1224	255	D3TF11000A	9074	279	F2DZ11002A	1224	255	8G1T11000AB	1677	263
FAJ11001B	1216	278	D4TZ11002E	0097	219	F2TZ11002A	1192	254	8S4T11000AA	1871	272
FAN11001A	1216	278	D4TZ11002E	9028	278	F2TZ11002A	1224	255	8V2111000BC	1756	267

Ford	Nº ZEN	Pg.	Ford	Nº ZEN	Pg.	Ford	Nº ZEN	Pg.	Hino	Nº ZEN	Pg.
8V2111000BD	1756	267	E9SF11000AA	1224	255	DU2Z11V002DRM	1871	272	281001930A	1827	270
8V2111000BE	1756	267	E9SF11000BA	1192	254	VP8G1U11350AA	1677	263	281001931A	1827	270
93BB11000HB	1208	255	E9SF11000BA	1224	255	6S4Z11V002AARM	1871	272	281001960A	1827	270
93BB11000JB	1208	255	EB3511000AA	1825	270	DU2Z11V002FARM	1871	272	281001961A	1827	270
95FB11000BC	0975	247	EC3511001BA	1845	271	96BB11000AA7119	12717	285	281001961B	1827	270
95FB11000BD	0975	247	F02U11000AA	1192	254	Foton	Nº ZEN	Pg.	Hitachi	Nº ZEN	Pg.
95FB11000BG	0975	247	F02U11000AA	1224	255	QD263	1711	265	51279	0785	240
96BB11000AA	1208	255	F0OU11000AA	1192	254	General Motors/	Nº ZEN	Pg.	51337	0785	240
96FB11000KB	0938	246	F0OU11000AA	1224	255	2680615	1922	275	51341	0785	240
96FB11000KC	0938	246	F13U11000AA	1192	254	9025295	1848	271	51389	0793	240
96FB11000LB	0938	246	F13U11000AA	1224	255	12655055	1761	267	51389	1207	254
96FB11000LC	0938	246	F23U11000AA	1192	254	12663053	1935	276	S1224	0376	226
97BB11000BB	1208	255	F23U11000AA	1224	255	12673600	1922	275	S1227	0376	226
97BB11000BC	1208	255	F23U11000BC	1192	254	12678752	1935	276	S1234	0448	228
97KB11000AA	1156	252	F23U11000BC	1224	255	24584626	1946	276	S1246	0376	226
97KB11000AB	1156	252	F2DU11000AA	1192	254	24585283	1946	276	S1248	0376	226
97KB11000AC	1156	252	F2DU11000AA	1224	255	24588465	1946	276	S1256	0376	226
97VB11000AB	0907	244	F2DU11000BA	1192	254	30001695	0450	228	S1258	0376	226
98AB11000BB	1820	270	F2DU11000BA	1224	255	30001696	0595	233	S1259	0376	226
98AB11000BC	1820	270	F2TU11000AA	1192	254	55564374	1776	268	S1261	0376	226
98AB11000BD	1820	270	F2TU11000AA	1224	255	88969483	1841	271	S1263	0448	228
98AB11000CB	1820	270	F3DU11000AA	1192	254	93260358	1064	250	S1264	0448	228
98AB11000CC	1820	270	F3DU11000AA	1224	255	93297652	10003	277	S1268	0448	228
98AB11000CD	1820	270	F3LU11000AA	1199	254	93297652	12720	285	S1282	0376	226
AB3911000AA	1807	269	F3LU11000AA	1226	255	93297653	10003	277	S1284	0539	231
AB3911000BA	1807	269	F3TU11000AA	0670	236	93297653	12720	285	S1288	0376	226
AC1T11000AA	1874	272	F81U11000AC	0959	246	93303527	10003	277	S1306	0376	226
AE8T11000AB	1933	275	F87U11000DD	1217	255	93303527	12720	285	S1323	0448	228
BB5T11000AA	1871	272	FO2F11000AA	1192	254	93304772	10003	277	S1325	0376	226
BC3T11000AB	1676	263	FO2F11000AA	1224	255	93304772	12720	285	S1328	0376	226
BC4511001BA	1743	266	FO7U11000AA	1192	254	93327502	10003	277	S1331	0376	226
CC1T11000AB	1874	272	FO7U11000AA	1224	255	93327502	12720	285	S1333	0376	226
CC1T11000BA	1874	272	FO7U11000BA	1192	254	93374341	10003	277	S1334	0448	228
CC1T11000BB	1874	272	FO7U11000BA	1224	255	93374341	12720	285	S1336	0448	228
CN1511000BA	1788	269	FOCF11000AA	1193	254	93374342	10003	277	S1338	0448	228
CN1511000CA	1791	269	FOCF11000AA	1225	255	93374342	12720	285	S1340	0448	228
D1FF11001AA	0205	222	FOCF11000BA	1192	254	93384398	10003	277	S1343	0448	228
D2TZ110002A	0184	221	FOCF11000BA	1224	255	93384398	12720	285	S1345	0448	228
D3TF11000CA	0097	219	FOCU11000AA	1193	254	94021044	0141	221	S1346	0448	228
D3TF11000CA	9028	278	FOCU11000AA	1225	255	94022494	0141	221	S1347	0790	240
D3TF11001CA	0097	219	FOCU11000BA	1192	254	94022494	0351	226	S1350	0790	240
D3TF11001CA	9028	278	FOCU11000BA	1224	255	94024438	0141	221	S1356	0790	240
DL3T11000AA	1942	276	XC3511000CA	1684	264	96058456	0617	233	S1362	0737	237
E0HT11000AA	0182	221	XC3U11000CA	1684	264	96058457	0617	233	S1363	0737	237
E0HT11000AB	0182	221	XS6U11000AC	1228	256	96064782	0617	233	S1363	9488	279
E1TF11001CA	0053	218	YC1U11000AB	1539	258	96064783	0617	233	S1365	0790	240
E3B511000AA	1825	270	YS4U11000AA	1820	270	183117860	1761	267	S1369	0790	240
E57A11000AA	1577	259	YS4U11000AB	1820	270	Harley Davidson	Nº ZEN	Pg.	S1369	9527	280
E57F11000AA	0670	236	YS4U11000BA	1820	270	3145564	0898	244	S1370	0737	237
E6EF11001AA	0455	229	98VB11000B3A	0907	244	3145564A	0898	244	S1370	9488	279
E8TF11000AA	0669	235	CN15111000CA	1788	269	Hino	Nº ZEN	Pg.	S1381	0790	240
E8TF11000AA	0670	236	DL3Z11002AFC	1942	276	281001961	1827	270	S1381	9527	280
E90F11000BA	1192	254	FOCF-11000AA	1193	254	281001561A	1827	270	S1382	0737	237
E90F11000BA	1224	255	FOCU-11000AA	1193	254	281001562A	1827	270	S1382	9488	279
E9SF11000AA	1192	254	DU2Z11V002BRM	1871	272	281001562B	1827	270	S1383	0737	237

Hitachi	Nº ZEN	Pg.	Hitachi	Nº ZEN	Pg.	Hitachi	Nº ZEN	Pg.	Hitachi	Nº ZEN	Pg.
S1383	9488	279	S13126	1862	272	525131A	0580	232	S114258	0737	237
S1391	0844	242	S1333A	0376	226	525155D	0580	232	S114258	9488	279
S1391	9566	280	S1333B	0376	226	S10828H	1191	254	S114264	0737	237
S1391	9702	280	S1334A	0448	228	S10861F	0536	231	S114265	0737	237
S1403	1861	272	S1340A	0448	228	S114100	0141	221	S114265	9488	279
S2408	1947	276	S13443	0448	228	S114103	0141	221	S114268	0737	237
S2410	1947	276	S1345A	0448	228	S114108	0141	221	S114268	9488	279
S2411	1947	276	S1345B	0448	228	S114118	0141	221	S114271	0349	226
S2413	1858	272	S1346A	0448	228	S114121	0141	221	S114290	0737	237
51277A	0785	240	S1347A	0790	240	S114122	0141	221	S114290	9488	279
51341A	0785	240	S1350A	0790	240	S114126	0351	226	S114295	0351	226
51384B	0793	240	S1356A	0790	240	S114131	0141	221	S114296	0737	237
51384B	1207	254	S1361A	0539	231	S114133	0141	221	S114296	9488	279
S10863	0349	226	S1362A	0737	237	S114134	0141	221	S114298	0351	226
S10866	0536	231	S1362B	0737	237	S114136	0141	221	S114301	0351	226
S10889	0349	226	S1362B	9488	279	S114140	0349	226	S114313	0351	226
S11423	0141	221	S1362C	0737	237	S114141	0349	226	S114315	0517	230
S11471	0141	221	S1362C	9488	279	S114143	0141	221	S114316	0517	230
S11472	0141	221	S1366A	0790	240	S114149	0349	226	S114317	0554	231
S11487	0141	221	S1366A	9527	280	S114150	0141	221	S114318	0554	231
S11488	0141	221	S1370A	0737	237	S114156	0141	221	S114319	0499	230
S11491	0141	221	S1370A	9488	279	S114160	0349	226	S114320	0499	230
S11492	0141	221	S1382A	0737	237	S114161	0382	226	S114322	0791	240
S1218D	0448	228	S1382A	9488	279	S114162	0349	226	S114343	0351	226
S1219C	0448	228	S1391A	9702	280	S114163	0349	226	S114344	0737	237
S1219K	0448	228	S1392A	9527	280	S114164	0349	226	S114344	9488	279
S1224A	0376	226	S14455	0141	221	S114170	0351	226	S114345	0554	231
S1234A	0448	228	S2403A	1858	272	S114171	0351	226	S114348	0499	230
S1241A	0376	226	S2403B	1858	272	S114172	0351	226	S114357	0790	240
S1263A	0448	228	S2403C	1858	272	S114173	0351	226	S114362	0517	230
S1263B	0448	228	S2405B	1947	276	S114174	0351	226	S114364	0517	230
S1263C	0448	228	S2408A	1947	276	S114177	0351	226	S114367	9527	280
S1268A	0448	228	S25106	0448	228	S114180	0351	226	S114374	0737	237
S1268B	0448	228	S25120	1858	272	S114181	0351	226	S114374	9488	279
S1268D	0448	228	S25123	0448	228	S114182	0351	226	S114376	0499	230
S1306A	0376	226	S25129	0448	228	S114184	0429	228	S114377	0554	231
S13100	0737	237	S25132	0448	228	S114192	0141	221	S114378	0554	231
S13100	9488	279	S25141	0448	228	S114197	0351	226	S114381	0351	226
S13101	9527	280	S25152	0448	228	S114202	0351	226	S114382	0351	226
S13102	0790	240	S25156	0901	244	S114210	0349	226	S114385	0832	242
S13102	9527	280	S25160	0901	244	S114211	0349	226	S114387	0832	242
S13104	0790	240	S25161	1858	272	S114218	0351	226	S114389	0499	230
S13104	9527	280	S25162	0901	244	S114227	0349	226	S114390	0499	230
S13106	1862	272	S25501	1865	272	S114229	0351	226	S114391	0499	230
S13107	1947	276	5114146	0691	236	S11423K	0141	221	S114393	0791	240
S13111	1861	272	5114219	0644	235	S114240	0351	226	S114393	9528	280
S13112	1861	272	5114230	0644	235	S114247	0351	226	S114396	0832	242
S13113	1861	272	5114232	0537	231	S114248	0351	226	S114412	0832	242
S13114	1861	272	5114235	0644	235	S114252	0791	240	S114413	0499	230
S13115	0737	237	5114244	0691	236	S114253	0737	237	S114418	0517	230
S13115	9488	279	5114417	0691	236	S114253	9488	279	S114419	0517	230
S13118	1947	276	5114440	0793	240	S114254	0737	237	S114424	0517	230
S13121	0737	237	5114440	1207	254	S114254	9488	279	S114426	0499	230
S13121	9488	279	5114486	0793	240	S114255	0737	237	S114429	0737	237
S13125	1860	272	5114486	1207	254	S114255	9488	279	S114429	9488	279

Hitachi	Nº ZEN	Pg.	Hitachi	Nº ZEN	Pg.	Hitachi	Nº ZEN	Pg.	Hitachi	Nº ZEN	Pg.
S114435	0517	230	S13105A	0790	240	S114173F	0351	226	S114357C	0790	240
S114446	0737	237	S13105A	9527	280	S114180F	0351	226	S114374B	0737	237
S114446	9488	279	S13106B	1862	272	S114180M	0351	226	S114374B	9488	279
S114449	0737	237	S13107A	1947	276	S114182G	0351	226	S114378A	0554	231
S114453	0737	237	S13666A	0790	240	S114202A	0351	226	S114378B	0554	231
S114453	9488	279	S14413C	1780	268	S114218A	0351	226	S114389A	0499	230
S114454	0737	237	S144192	0141	221	S114229E	0351	226	S114390A	0499	230
S114454	9488	279	S144301	0351	226	S114229F	0351	226	S114391A	0499	230
S114457	0737	237	S25110G	0901	244	S114247A	0351	226	S114395A	0790	240
S114457	9488	279	S25110L	0901	244	S114247C	0351	226	S114395A	9527	280
S114458	0737	237	S25120A	1858	272	S114252A	0791	240	S114396D	0832	242
S114458	9488	279	S25125A	0901	244	S114252C	0791	240	S114401B	0737	237
S114471	9527	280	S25125B	0901	244	S114252E	0791	240	S114401B	9488	279
S114472	9527	280	S25158A	0901	244	S114252F	0791	240	S114403B	0737	237
S114474	9488	279	S25158B	0901	244	S114252F	9528	280	S114403B	0791	240
S114476	9488	279	S25168A	1865	272	S114253A	0737	237	S114413A	0499	230
S114477	1860	272	S25515A	1865	272	S114253A	9488	279	S114419A	0517	230
S114480	0737	237	5114475A	0793	240	S114253B	0737	237	S114429A	0737	237
S114482	9527	280	5114475A	1207	254	S114253B	9488	279	S114429A	9488	279
S114505	0634	234	S114-393	9528	280	S114254A	0737	237	S114435A	0517	230
S114509	0634	234	S114-424	0517	230	S114254A	9488	279	S114435B	0517	230
S114516	0687	236	S114-478	9528	280	S114254C	0737	237	S114435E	0517	230
S114526	0634	234	S114-617	0517	230	S114254C	9488	279	S114451A	1860	272
S114527	0634	234	S114-769	0517	230	S114254D	0737	237	S114481A	0737	237
S114528	0687	236	S114103K	0141	221	S114254D	9488	279	S114503A	0687	236
S114556	0517	230	S114103L	0141	221	S114255A	0737	237	S114516A	0687	236
S114568	0517	230	S114103M	0141	221	S114255A	9488	279	S114526A	0634	234
S114603	0499	230	S114103N	0141	221	S1142564	9488	279	S114527A	0634	234
S114604	0499	230	S114103P	0141	221	S114258A	0737	237	S114528A	0687	236
S114607	0499	230	S114108L	0141	221	S114258A	9488	279	S114556A	0517	230
S114608	0351	226	S114121N	0141	221	S114258B	0737	237	S114607A	0499	230
S114617	0517	230	S114122N	0141	221	S114258C	0737	237	S114607C	0499	230
S114630	0517	230	S114126L	0351	226	S114258C	9488	279	S114754A	1021	249
S114750	1020	248	S114126M	0351	226	S114264A	0737	237	S114766A	1020	248
S114754	1021	249	S114160A	0349	226	S114264A	9488	279	S114775A	1020	248
S114769	0517	230	S114160B	0349	226	S114268A	0737	237	S114801B	1017	248
S114800	1020	248	S114160D	0349	226	S114268A	9488	279	S114801C	1017	248
S114808	1556	259	S114160E	0349	226	S1142900	0737	237	S114814A	1556	259
S114815	1556	259	S114160F	0349	226	S114290A	0737	237	S114817A	1556	259
S114816	1020	248	S114161B	0382	226	S114290A	9488	279	S114851A	1860	272
S114851	1860	272	S114161E	0382	226	S114290B	0737	237	S114902A	1762	267
S114875	1017	248	S114161F	0382	226	S114290B	9488	279	S114935A	0790	240
S11487L	0141	221	S114162C	0349	226	S114296A	0737	237	S114951A	1779	268
S11487M	0141	221	S114162D	0349	226	S114296A	9488	279	S114951B	1779	268
S11487P	0141	221	S114163B	0349	226	S114317A	0554	231	S144617A	0517	230
S114883	1556	259	S114163E	0349	226	S114318A	0554	231	S1114374B	0737	237
S114884	1556	259	S114170B	0351	226	S114320A	0499	230	S114-252F	9528	280
S114905	1779	268	S114170E	0351	226	S114322A	0791	240	S114-322A	9528	280
S114906	1779	268	S114171A	0351	226	S114322A	9528	280	S1142584C	0737	237
S114907	1779	268	S114171D	0351	226	S114345A	0554	231	S1143557A	0790	240
S11491K	0141	221	S114172A	0351	226	S114345B	0554	231	S1143766B	0499	230
S11492K	0141	221	S114172D	0351	226	S114348A	0499	230	S144-617A	0517	230
S12119C	0448	228	S114172E	0351	226	S114357A	0790	240	5811001921	0832	242
S1219KA	0448	228	S114173B	0351	226	S114357B	0790	240	5811002150	0832	242
S1219KB	0448	228	S114173E	0351	226	S114357B	9527	280	8944104090	1861	272

Hitachi	Nº ZEN	Pg.	Honda	Nº ZEN	Pg.	Ishikawjima	Nº ZEN	Pg.	Iskra	Nº ZEN	Pg.
8944179250	1861	272	31200PM1005	9350	279	185086350	0684	236	AZE4654	1754	267
8944339120	1861	272	31200PM3003	9186	279	Iskra	Nº ZEN	Pg.	AZE4655	1754	267
8944604170	1861	272	31200PM3005	9350	279	AZJ320	1600	260	AZE6537	1898	274
Honda	Nº ZEN	Pg.	31200PT0900	9350	279	IS1064	1701	264	AZE6554	1898	274
DRK1E	9186	279	31200PV2662	9186	279	IS1165	1699	264	AZE6556	1898	274
31200RAA43	1849	271	31200PV2671	9186	279	IS1189	1700	264	AZE6563	1898	274
31200634005	0349	226	31200RAAA51	1849	271	IS9319	1947	276	AZE6567	1898	274
31200634670	0349	226	31200RAAA52	1849	271	AZE0303	1588	259	AZE6589	1898	274
31200634671	0349	226	31200RAAA53	1879	273	AZE2194	1944	276	AZF3509	0926	245
31200634811	0349	226	31200RNAA50	1849	271	AZE3504	1588	259	AZF3513	0926	245
31200657005	0349	226	31200RNAA51	1849	271	AZE3519	1588	259	AZF3515	0926	245
31200657006	0327	225	31200RAAA51RM	1849	271	AZE4122	1701	264	AZF3517	0926	245
31200657015	0349	226	Hyster	Nº ZEN	Pg.	AZE4125	1700	264	AZF3524	0926	245
31200657016	0327	225	282661	0567	232	AZE4128	1700	264	AZF3528	0926	245
31200657025	0327	225	Hyundai	Nº ZEN	Pg.	AZE4148	1699	264	AZF3531	0926	245
31200657025	0349	226	361003101	1777	268	AZE4150	1700	264	AZF3545	0926	245
31200657671	9186	279	3610003100	1950	276	AZE4151	1700	264	AZF3547	0926	245
31200673015	0349	226	3610003101	1777	268	AZE4156	1700	264	AZF3549	0926	245
31200675671	9186	279	3610023071	1775	268	AZE4159	1700	264	AZF3559	0926	245
31200679035	0349	226	3610023171	1775	268	AZE4165	1700	264	AZF4102	1678	263
31200679052	0349	226	3610025020	1800	269	AZE4166	1701	264	AZF4115	1678	263
31200689661	9186	279	361002B100	1778	268	AZE4169	1709	265	AZF4116	1678	263
31200689662	9186	279	361002B102	1777	268	AZE4170	1700	264	AZF4119	1678	263
31200P5TG00	1958	277	361002CC00	1800	269	AZE4171	1701	264	AZF4122	1678	263
31200PAO671	9186	279	361002E120	1788	269	AZE4172	1700	264	AZF4129	1678	263
31200PB2016	9186	279	361002G200	1770	268	AZE4173	1700	264	AZF4131	1678	263
31200PC2004	9186	279	361003C150	1800	269	AZE4185	1709	265	AZF4132	1678	263
31200PC2661	9186	279	361003C151	1923	275	AZE4190	1700	264	AZF4135	1678	263
31200PC2662	9186	279	3610042010	1577	259	AZE4192	1700	264	AZF4141	1698	264
31200PC2663	9350	279	3610042011	1577	259	AZE4195	1700	264	AZF4143	1678	263
31200PC2671	9186	279	3610047650	1577	259	AZE4197	1700	264	AZF4154	1698	264
31200PC2672	9186	279	361004A100	1794	269	AZE4199	1700	264	AZF4158	1678	263
31200PC2681	9350	279	361004A150	1794	269	AZE4201	1700	264	AZF4159	1678	263
31200PC6661	9186	279	361004A160	1940	276	AZE4204	1700	264	AZF4160	1678	263
31200PC6663	9350	279	3614525010	1923	275	AZE4207	1700	264	AZF4164	1678	263
31200PD2661	9186	279	IHC Navistar	Nº ZEN	Pg.	AZE4208	1700	264	AZF4170	1678	263
31200PD2662	9350	279	267904C91	0567	232	AZE4209	1701	264	AZF4183	1678	263
31200PD2663	9350	279	446427C92	0567	232	AZE4211	1699	264	AZF4184	1678	263
31200PD2664	9350	279	500164C91	0567	232	AZE4214	1700	264	AZF4185	1678	263
31200PE0015	0832	242	844187C91	0567	232	AZE4215	1700	264	AZF4190	1698	264
31200PE0661	9186	279	3144932R92	0308	224	AZE4221	1700	264	AZF4196	1678	263
31200PE0664	9350	279	Ingersoll Rand	Nº ZEN	Pg.	AZE4222	1699	264	AZF4204	1678	263
31200PE0665	9350	279	462361	0930	245	AZE4226	1700	264	AZF4205	1678	263
31200PE1671	9186	279	Ishikawjima	Nº ZEN	Pg.	AZE4227	1700	264	AZF4206	1678	263
31200PE1673	9350	279	185086050	0684	236	AZE4228	1709	265	AZF4208	1678	263
31200PE1674	9350	279	185086051	0684	236	AZE4261	1709	265	AZF4214	1678	263
31200PG6911	9186	279	185086052	0684	236	AZE4540	1701	264	AZF4228	1678	263
31200PG6914	9350	279	185086140	0684	236	AZE4573	1700	264	AZF4242	1678	263
31200PH3953	9350	279	185086141	0684	236	AZE4579	1700	264	AZF4243	1678	263
31200PK2006	9350	279	185086240	0947	246	AZE4597	1701	264	AZF4245	1678	263
31200PK2026	9350	279	185086240	1722	266	AZE4603	1754	267	AZF4246	1678	263
31200PK2953	9350	279	185086320	0351	226	AZE4620	1754	267	AZF4247	1678	263
31200PK2955	9350	279	185086321	0351	226	AZE4648	1754	267	AZF4248	1678	263
31200PLMA51	1548	258	185086340	0947	246	AZE4649	1754	267	AZF4254	1678	263
31200PLRA52	0809	241	185086340	1722	266	AZE4653	1754	267	AZF4258	1678	263

Iskra	Nº ZEN	Pg.	Iskra	Nº ZEN	Pg.	Iskra	Nº ZEN	Pg.	Iskra	Nº ZEN	Pg.
AZF4260	1678	263	10130123	0035	278	11130631	1616	261	11131426	1701	264
AZF4266	1678	263	10130150	0533	231	11130632	1616	261	11131430	1678	263
AZF4270	1678	263	11130005	0035	278	11130659	1616	261	11131433	1678	263
AZF4283	1678	263	11130009	0035	278	11130686	1951	277	11131436	1678	263
AZF4287	1678	263	11130029	1056	250	11130692	1600	260	11131464	1678	263
AZF4288	1678	263	11130034	1588	259	11130692	1951	277	11131488	1678	263
AZF4291	1678	263	11130076	1060	250	11130705	1951	277	11131507	1678	263
AZF4302	1751	267	11130102	1056	250	11130710	1600	260	11131508	1678	263
AZF4304	1678	263	11130104	0035	278	11130710	1951	277	11131515	1701	264
AZF4309	1751	267	11130115	0035	278	11130711	1616	261	11131518	1944	276
AZF4310	1751	267	11130124	1059	250	11130785	1616	261	11131520	1678	263
AZF4312	1751	267	11130148	0035	278	11130821	1951	277	11131535	1700	264
AZF4313	1751	267	11130155	1588	259	11130823	1073	251	11131542	1698	264
AZF4314	1751	267	11130158	0036	278	11130824	1073	251	11131544	1700	264
AZF4339	1751	267	11130162	1056	250	11130835	1616	261	11131550	1678	263
AZF4513	1698	264	11130166	1056	250	11130836	1698	264	11131598	1699	264
AZF4520	1678	263	11130179	1951	277	11130861	1951	277	11131602	1698	264
AZF4524	1678	263	11130193	0926	245	11130872	1616	261	11131605	1700	264
AZF4541	1678	263	11130200	1060	250	11130875	1616	261	11131606	1700	264
AZF4542	1678	263	11130201	1951	277	11130887	1951	277	11131611	1678	263
AZF4550	1678	263	11130217	1056	250	11130890	1616	261	11131612	1678	263
AZF4553	1678	263	11130218	1056	250	11130895	1951	277	11131613	1678	263
AZF4562	1678	263	11130219	1056	250	11130897	1600	260	11131635	1616	261
AZF4568	1678	263	11130224	0926	245	11130904	1678	263	11131640	1678	263
AZF4569	1678	263	11130229	1073	251	11130941	1678	263	11131651	1073	251
AZF4570	1678	263	11130234	1056	250	11130998	1616	261	11131658	1678	263
AZF4595	1678	263	11130244	0926	245	11131017	1951	277	11131659	1700	264
AZF4597	1678	263	11130254	1073	251	11131018	1616	261	11131663	1898	274
AZF4598	1678	263	11130266	1056	250	11131035	1700	264	11131696	1700	264
AZJ3118	1073	251	11130291	0926	245	11131036	1700	264	11131705	1678	263
AZJ3144	1616	261	11130292	1588	259	11131050	1700	264	11131706	1678	263
AZJ3148	1616	261	11130300	0228	223	11131060	1678	263	11131709	1678	263
AZJ3151	1616	261	11130322	1059	250	11131063	1754	267	11131716	1700	264
AZJ3182	1616	261	11130338	0926	245	11131065	1678	263	11131727	1698	264
AZJ3198	1616	261	11130346	0926	245	11131085	1951	277	11131728	1701	264
AZJ3201	1616	261	11130373	1060	250	11131092	1678	263	11131751	1709	265
AZJ3203	1616	261	11130378	0926	245	11131112	1700	264	11131752	1754	267
AZJ3205	1616	261	11130392	0926	245	11131116	1701	264	11131753	1754	267
AZJ3206	1616	261	11130395	0926	245	11131144	1951	277	11131761	1700	264
AZJ3212	1616	261	11130407	1073	251	11131145	1678	263	11131763	1678	263
AZJ3234	1600	260	11130409	1073	251	11131191	1678	263	11131772	1754	267
AZJ3247	1600	260	11130412	1073	251	11131216	1700	264	11131773	1701	264
AZJ3248	1616	261	11130414	1951	277	11131221	1754	267	11131780	1700	264
AZJ3287	1616	261	11130418	0926	245	11131227	1678	263	11131781	1700	264
AZJ3305	1616	261	11130484	1073	251	11131228	1678	263	11131782	1678	263
AZJ3306	1616	261	11130491	1073	251	11131236	1951	277	11131783	1678	263
AZJ3315	1616	261	11130509	1616	261	11131237	1678	263	11131784	1678	263
AZJ3319	1600	260	11130520	1616	261	11131249	1600	260	11131788	1754	267
AZJ3352	1616	261	11130526	1616	261	11131279	1700	264	11131789	1754	267
AZJ3357	1616	261	11130579	1616	261	11131315	1700	264	11131792	1678	263
AZJ3405	1600	260	11130595	1951	277	11131370	1678	263	11131793	1700	264
AZJ3447	1616	261	11130624	1616	261	11131375	1678	263	11131811	1678	263
AZJ3449	1073	251	11130626	1951	277	11131382	1678	263	11131833	1709	265
AZJ3548	1073	251	11130627	1616	261	11131397	1678	263	11131856	1678	263
10130121	0035	278	11130629	1616	261	11131424	1700	264	11131890	1700	264

Iskra	Nº ZEN	Pg.	Isuzu	Nº ZEN	Pg.	Isuzu	Nº ZEN	Pg.	Italacciai	Nº ZEN	Pg.
11131892	1700	264	891171630	0737	237	8941337583	0946	246	26211U	0096	219
11131893	1678	263	891364001	0737	237	8941337583	9260	279	26273E	0150	221
11131894	1678	263	891364480	0737	237	8941364480	0737	237	27501A	0541	231
11131896	1678	263	892363470	0737	237	8941475492	0792	240	D8E081	0248	223
11131897	1678	263	1811001410	1827	270	8941492490	0792	240	D9R073	0656	235
11131898	1678	263	1811001890	0894	244	8941492490	0946	246	D9R084	0646	235
11131900	1678	263	1811001891	0894	244	8941492490	9260	279	D9R091	0657	235
11131930	1678	263	1811001900	0894	244	8941702050	0946	246	1362051	0367	226
11131932	1700	264	1811001910	0894	244	8941702050	9260	279	1362302	0418	227
11131942	1700	264	1811001920	0894	244	8942010201	0141	221	1410032	0087	278
11131945	1678	263	1811001970	0894	244	8942044380	0351	226	4085959	0533	231
11131946	1700	264	1811001971	0894	244	8942045380	0351	226	4187587	0608	233
11131947	1700	264	1811002061	0894	244	8942134065	0351	226	4451826	0408	227
11131948	1898	274	1811002530	0894	244	8942135381	0351	226	4469693	0502	230
11131950	1898	274	1811002531	0894	244	8942138220	0351	226	4469987	0389	226
11131956	1700	264	1811002590	0894	244	8942168781	0737	237	4699705	0407	227
11131963	1700	264	1811002890	0894	244	8942168783	0737	237	4988513	0561	232
11131964	1700	264	2912559140	0946	246	8942226880	0349	226	534029A	0574	232
11131965	1678	263	5811000571	0376	226	8942226880	0351	226	5933930	0395	227
11131966	1700	264	5811000571	0684	236	8942243880	0351	226	5991832	0394	226
11131970	1701	264	5811000740	0376	226	8942340650	0351	226	D11E079	0217	222
11131974	1699	264	5811000740	0684	236	8942363470	0737	237	D11E156	0216	222
11131975	1700	264	5811000800	0376	226	8942363471	0737	237	D11E159	0215	222
11131984	1700	264	5811000820	0376	226	8942387580	0737	237	D11E172	0571	232
11131987	1678	263	5811000860	0946	246	8942387581	0737	237	D11E191	0461	229
11131989	1700	264	5811000860	9260	279	8942420670	9488	279	MTA1201	0453	229
11131990	1700	264	5811000990	0376	226	8942549221	1858	272	MTD1201	0533	231
11132012	1678	263	5811001110	0376	226	8942554392	0895	244	MTD1209	0213	222
11132050	1700	264	5811001111	0376	226	8943334380	1858	272	MTS1201	0120	220
11132051	1699	264	5811001112	0376	226	8943634280	0895	244	S114140	0349	226
11132056	1678	263	5811001300	0351	226	8944127301	9260	279	28002150	0184	221
11132067	1700	264	5811001370	0351	226	8944299770	0792	240	MTA01219	0451	228
11132068	1700	264	5811001550	9260	279	8944299780	0792	240	MTJ01201	0170	278
11132069	1678	263	5811001660	0946	246	8944467700	0895	244	280002572	0327	225
11132070	1678	263	5811001660	9260	279	8944489590	0946	246	280002681	0353	226
11132073	1678	263	5811001661	9260	279	8971185420	0792	240	23300B5013	0352	226
11132077	1898	274	5811001742	0894	244	8971463383	0792	240	23300N3301	0351	226
11132084	1709	265	5811001830	0946	246	8971617930	1865	272	63216740MT67CA	0407	227
11132095	1898	274	5811001830	9260	279	8972105050	0792	240	Iveco	Nº ZEN	Pg.
11132114	1751	267	5811001920	0832	242	9821001260	0141	221	55195967	1840	271
11132118	1678	263	5811001980	0792	240	9821001520	0376	226	55195970	1650	262
11132137	1751	267	5811001981	0792	240	9821001522	0376	226	99451753	0875	243
11132138	1751	267	5811001982	0792	240	9821001830	0376	226	500338953	1624	261
11132140	1751	267	5811002150	0832	242	9821001832	0376	226	504015749	1700	264
11132141	1751	267	5811240040	1827	270	9821006060	0141	221	5801405959	1815	270
11132142	1751	267	8104550190	1189	253	9821006350	0141	221	Jeep	Nº ZEN	Pg.
11132227	1709	265	8821001260	0141	221	Italacciai	Nº ZEN	Pg.	8982775013	1189	253
11132231	1751	267	8941155650	0737	237	006138A	0245	223	Jhaem	Nº ZEN	Pg.
11132378	1898	274	8941155670	0737	237	006162E	0244	223	L21580	1781	268
Isuzu	Nº ZEN	Pg.	8941156670	0737	237	006231C	0404	227	QDY1289	1781	268
451229	0946	246	8941171630	0737	237	006237A	0189	222	1043100gg010	1781	268
455657	0946	246	8941233870	0946	246	25142A	0280	278	John Deere	Nº ZEN	Pg.
455674	0946	246	8941233870	9260	279	25148A	0380	278	E48134	0625	234
TY6615	0946	246	8941305600	0351	226	26208A	0320	225	TY1434	0567	232
181001890	0894	244	8941333380	0737	237	26211M	0064	218	TY1435	0567	232

John Deere	Nº ZEN	Pg.	John Deere	Nº ZEN	Pg.	Komatsu	Nº ZEN	Pg.	Lester	Nº ZEN	Pg.
TY1456	0567	232	SE501437	0567	232	6008134380	0895	244	17258	1951	277
TY1457	0567	232	Johnson Electric	Nº ZEN	Pg.	6008134410	0895	244	17870	1849	271
TY6629	0567	232	420890632	0981	247	6008134411	0895	244	17958	1849	271
TY6654	0813	241	Kawasaki	Nº ZEN	Pg.	6008314411	0895	244	17960	1849	271
TY6687	0813	241	211633710	0536	231	Kramer	Nº ZEN	Pg.	18219	1556	259
TY6691	0567	232	211633710	1191	254	1000124272	1898	274	18328	1556	259
TY6694	0567	232	211637002	1885	273	Kubota	Nº ZEN	Pg.	18361	1952	277
TY6695	0567	232	211637004	1885	273	1418263011	1827	270	19247	1942	276
TY6704	0567	232	211637014	1885	273	1418263012	1827	270	19331	1937	276
TY6714	0813	241	211637015	1885	273	1418263041	1827	270	30350	1950	276
TY6718	0813	241	211637026	1885	273	1542563011	1957	277	30393	1963	277
AJ59342	1637	262	211633003F	0536	231	1550163012	1957	277	30510	13462	283
AJ60123	1637	262	211633003G	0536	231	1550463011	0947	246	30727	1947	276
AL81154	1952	277	KHD	Nº ZEN	Pg.	1550463011	1722	266	Liebherr	Nº ZEN	Pg.
AM34753	1656	262	1161420	0308	224	1551163011	1957	277	6200827	0308	224
AM37725	1656	262	1161422	0308	224	1552163012	1957	277	Lucas	Nº ZEN	Pg.
AP22652	0567	232	1163626	0308	224	1574163011	0947	246	LRT105	1958	277
AR11160	0567	232	1163669	0308	224	1574163011	1722	266	LRT00105	1958	277
AR11161	0567	232	1163758	0308	224	1585263011	0584	232	Lucas Indiel	Nº ZEN	Pg.
AR11300	0567	232	1172099	0308	224	1585263012	0584	232	M79	0822	241
AR11305	0567	232	1181751	1898	274	1961663012	1957	277	M79	0823	241
AR16277	0434	228	1182382	1898	274	E719563010	1885	273	M45G	0615	233
AR41627	0434	228	1182384	1898	274	Lancia	Nº ZEN	Pg.	26211	0322	225
AR70611	0434	228	1182386	1898	274	51787218	1899	274	26312	0064	218
AR84333	0813	241	01183404	1898	274	Leece Neville	Nº ZEN	Pg.	26338	0064	218
AT12283	0567	232	1183404	1898	274	7282M	0879	243	26338	0322	225
AT12458	0567	232	1301833	0308	224	8282M	0879	243	26339	0064	218
AT14860	0567	232	1302023	0308	224	7072MB	0117	220	26339	0322	225
AT15334	0567	232	4300006	1898	274	7072MC	0117	220	26395	0064	218
AT15335	0567	232	Kia	Nº ZEN	Pg.	7082MA	0188	222	26395	0322	225
AT16209	0567	232	3610003200	1950	276	7086MA	0188	222	26628	0823	241
AT16311	0567	232	3610003401	1950	276	7086MB	0188	222	26667	0863	243
AT17411	0567	232	361002B302	1932	275	7120MA	0188	222	26689	0823	241
RE13722	0434	228	Kohler	Nº ZEN	Pg.	7146MA	0117	220	26692	0960	246
RE15663	0813	241	1209803	1885	273	7146MB	0117	220	26695	0823	241
RE15718	0813	241	2409801	1885	273	7148MA	0117	220	26696	0960	246
RE23900	0434	228	4109805	1656	262	7186MB	0188	222	26702	0822	241
RE43422	0813	241	4509804	1656	262	7408MA	0879	243	26708	0821	241
RE50326	1952	277	4509805	1656	262	M0017137	0930	245	2680B	1475	257
TY25964	0813	241	4809801	1656	262	M0017157	0930	245	2680D	1475	257
TY25965	0813	241	4809802	1656	262	M0017191	0930	245	26813	1062	250
TY26007	0567	232	4809804	1656	262	CATF11000A	0110	220	26816	0821	241
TY26034	0567	232	A277214	1656	262	CATF11000A	9074	279	26823	0821	241
TY26038	0567	232	A277599	1656	262	CATZ110024	0110	220	26824	0821	241
AM107631	1885	273	1209803S	1885	273	CATZ110024	9074	279	26834	1062	250
AM108390	1885	273	2409801S	1885	273	M0017232MA	0188	222	26841	1062	250
AM124993	1885	273	Komatsu	Nº ZEN	Pg.	M0017234MA	0188	222	26921	0820	241
AM127877	1885	273	6008133111	0895	244	M0017274MA	0188	222	26925	0820	241
AM131296	1885	273	6008133121	0895	244	Lester	Nº ZEN	Pg.	27022	0863	243
AP22652H	0567	232	6008133122	0895	244	5413	13462	283	27047	0863	243
RE509856	1637	262	6008133130	0895	244	5414	13462	283	27510	0155	221
RE509857	1637	262	6008133170	0895	244	10910	1761	267	27573	0155	221
SE501414	0308	224	6008133171	0895	244	16046	1946	276	27574	0155	221
SE501418	0813	241	6008134000	0895	244	16348	1935	276	27575	0486	230
SE501419	0813	241	6008134190	0895	244	16947	9495	279	S5012	0064	218

Lucas Indiel	Nº ZEN	Pg.	Lucas Indiel	Nº ZEN	Pg.	Lucas Indiel	Nº ZEN	Pg.	Lucas Indiel	Nº ZEN	Pg.
S5012	0322	225	27446A	0155	221	26248A/L	0067	218	26345A/J	0150	221
25742A	0412	227	27452A	0134	220	26256A/E	0067	218	26347A/B	0155	221
25755A	0412	227	27459A	0155	221	26259A/K	0067	218	26348A/D	0486	230
25756A	0412	227	27469A	0155	221	26259L/N	0155	221	26349A/H	0286	223
26211U	0096	219	27475A	0134	220	26264A/F	0067	218	26350A/B	0064	218
26234K	0286	223	27511A	0480	229	26264H/K	0155	221	26351A/H	0150	221
26236L	0155	221	27513A	0155	221	26265J/M	0096	219	26352A/L	0096	219
26246M	0150	221	27556A	0486	230	26270A/J	0615	233	26355A/J	0398	227
26248M	0155	221	27568A	0155	221	26271A/E	0067	218	26356A/M	0398	227
26256H	0155	221	27583D	0155	221	26271F/J	0155	221	26357A/E	0150	221
26260E	0155	221	26607EJ	0960	246	26273E/F	0150	221	26358A/H	0150	221
26278H	0411	227	LRS1976	1624	261	26273H/M	0150	221	26361A/E	0398	227
26285F	0155	221	LRS2163	0809	241	26274E/F	0150	221	26363A/J	0286	223
26288F	0155	221	LRS2223	1650	262	26274H/N	0150	221	26364A/F	0155	221
26290B	0150	221	25619A/K	0412	227	26275F/K	0134	220	26365A/F	0150	221
26291E	0096	219	25642A/F	0412	227	26279A/E	0067	218	26366A/F	0150	221
26301H	0411	227	25647A/L	0412	227	26279F/K	0155	221	26367A/D	0286	223
26304D	0150	221	25651A/B	0412	227	26280F/J	0134	220	26369A/J	0150	221
26312A	0064	218	25662A/E	0412	227	26281A/E	0067	218	26370B/E	0155	221
26312B	0096	219	25674A/E	0412	227	26281F/J	0155	221	26372A/B	0594	232
26323A	0150	221	25684A/J	0412	227	26283A/F	0067	218	26374A/F	0150	221
26335A	0486	230	25686A/H	0412	227	26283H/K	0155	221	26375A/D	0155	221
26390A	0594	232	25689A/J	0412	227	26284A/E	0485	230	26376A/L	0150	221
26412A	0155	221	25692A/J	0412	227	26285A/E	0067	218	26378A/H	0150	221
26413A	0155	221	25695A/F	0412	227	26286A/E	0506	230	26379A/F	0096	219
26422A	0155	221	25699A/J	0412	227	26286F/J	0486	230	26382A/B	0286	223
26427A	0150	221	25704A/D	0412	227	26287A/E	0067	218	26384A/B	0286	223
26605A	0823	241	25706A/D	0412	227	26288A/E	0067	218	26385A/B	0594	232
26620A	0823	241	25707A/D	0412	227	26291A/D	0064	218	26387A/E	0155	221
26628A	0823	241	25710A/D	0412	227	26294D/E	0150	221	26388A/F	0398	227
26678B	0823	241	25714A/D	0412	227	26294F/Q	0150	221	26389A/D	0286	223
26679B	0823	241	25718A/D	0412	227	26295D/Q	0150	221	26390B/E	0594	232
26680B	0823	241	25719A/D	0412	227	26300A/J	0615	233	26391A/B	0155	221
26681B	0823	241	25720A/D	0412	227	26305A/B	0064	218	26393A/F	0150	221
26716B	0821	241	25722A/D	0412	227	26305D/N	0096	219	26395A/H	0096	219
26717A	0822	241	25728A/D	0412	227	26306E/H	0134	220	26398A/H	0286	223
26809A	0821	241	25729A/D	0412	227	26310A/D	0067	218	26403A/D	0150	221
26810A	0821	241	25734A/D	0412	227	26310A/E	0067	218	26404A/D	0150	221
26811A	0822	241	25739A/D	0412	227	26310E/F	0155	221	26407A/F	0398	227
26903A	0820	241	25743A/D	0412	227	26316A/M	0096	219	26408A/E	0150	221
26913A	0820	241	26132A/F	0041	217	26317B/H	0398	227	26409A/E	0150	221
26935B	0820	241	26132H/R	0041	217	26320A/B	0506	230	26410A/B	0150	221
270508	0486	230	26143A/H	0041	217	26320D/J	0486	230	26411A/B	0150	221
27245A	0155	221	26143J/Q	0041	217	26321A/B	0067	218	26414A/E	0150	221
27403A	0155	221	26172A/L	0041	217	26321D/F	0155	221	26416A/E	0286	223
27407A	0155	221	26208A/E	0322	225	26329A/L	0096	219	26420A/B	0286	223
27408A	0155	221	26211A/L	0322	225	26336A/R	0286	223	26421A/B	0286	223
27410A	0615	233	26211M/T	0064	218	26337A/H	0286	223	26428A/B	0286	223
27414A	0155	221	26227A/Q	0064	218	26338A/F	0096	219	26429A/B	0286	223
27418A	0615	233	26227R/V	0096	219	26339A/K	0096	219	26430A/D	0096	219
27423A	0134	220	26233A/J	0506	230	26341A/J	0096	219	26431A/B	0096	219
27435A	0155	221	26233K/M	0486	230	26342A/B	0485	230	26433A/B	0286	223
27436A	0486	230	26236A/K	0067	218	26342D/L	0485	230	26435A/B	0286	223
27439A	0155	221	26238A/L	0067	218	26343A/K	0150	221	26436A/B	0150	221
27443A	0486	230	26238M/Q	0155	221	26344A/F	0150	221	26600E/F	0823	241

Lucas Indiel	Nº ZEN	Pg.	Lucas Indiel	Nº ZEN	Pg.	Lucas Indiel	Nº ZEN	Pg.	Lucas Indiel	Nº ZEN	Pg.
26601E/F	0823	241	27519A/D	0155	221	35258290	0467	229	35259830	1595	260
26609F/J	0823	241	27522A/D	0155	221	35258340	0467	229	35259840	1595	260
26613E/H	0823	241	27523A/D	0155	221	35258370	0915	244	35259870	1090	251
26616A/B	0823	241	27524A/B	0155	221	35258380	0468	229	35259880	1623	261
26619A/D	0823	241	27525A/B	0155	221	35258400	1134	252	35259900	1684	264
26621A/B	0823	241	27526A/D	0155	221	35258420	1134	252	35260828	1635	261
26624A/D	0823	241	27527A/B	0155	221	35258430	0915	244	35260830	1595	260
26626A/B	0823	241	27528A/D	0480	229	35258440	0826	242	35260840	1595	260
26654B/D	0823	241	27532A/D	0155	221	35258460	1134	252	35260870	1648	262
26702E/K	0822	241	27533A/E	0486	230	35258490	1635	261	35260890	1621	261
26707A/L	0821	241	27536A/D	0155	221	35258540	0978	247	35260940	1622	261
26713A/D	0821	241	27537A/B	0155	221	35258560	1134	252	35260950	1622	261
26804A/E	0821	241	27538A/D	0155	221	35258580	0991	247	35261050	1648	262
26812A/D	0822	241	27539A/F	0155	221	35258600	0945	246	35261070	1622	261
2692512A	1518	258	27540A/H	0155	221	35258640	0860	243	35261120	1623	261
26929A/B	0820	241	27541A/D	0155	221	35258660	1635	261	35261130	1651	262
26931A/B	0820	241	27543A/D	0486	230	35258670	0492	230	35261135	1603	260
27409A/D	0155	221	27545A/B	0486	230	35258690	0983	247	35261155	1623	261
27411A/B	0155	221	27546A/B	0486	230	35258710	0978	247	35261160	1648	262
27412A/D	0134	220	27550A/B	0155	221	35258720	1134	252	35261175	1602	260
27413A/D	0411	227	27551A/B	0486	230	35258730	0915	244	35261250	0990	247
27415A/D	0155	221	27552A/B	0486	230	35258740	1133	252	35261260	1617	261
27416A/D	0134	220	27553A/D	0480	229	35258760	0990	247	35261295	1617	261
27417A/D	0155	221	27554A/B	0480	229	35258790	0945	246	35261305	0991	247
27419A/D	0486	230	27558A/E	0486	230	35258840	1134	252	35261355	1596	260
27420A/B	0155	221	27559A/E	0155	221	35258850	0990	247	35261360	1091	251
27421A/B	0411	227	27562A/B	0480	229	35258910	0991	247	35261385	1647	262
27424A/B	0155	221	27565B/D	0155	221	35258930	0102	219	35261395	1603	260
27426A/F	0155	221	27570A/B	0155	221	35259040	1635	261	35261425	1596	260
27427A/E	0155	221	27571A/B	0155	221	35259060	0860	243	35261445	1719	265
27429A/B	0155	221	27572A/B	0155	221	35259170	0916	245	35261640	1617	261
27430A/B	0594	232	35255556	0160	221	35259240	1604	260	35261740	1603	260
27432A/E	0155	221	35255999	0160	221	35259260	1595	260	35261760	1684	264
27433A/D	0155	221	35256034	0102	219	35259300	1622	261	35261770	1604	260
27449A/D	0486	230	35256424	0492	230	35259310	1602	260	35261780	1603	260
27461A/B	0155	221	35256425	0102	219	35259360	1726	266	35261810	1713	265
27462A/B	0486	230	35256433	0102	219	35259390	1637	262	35262020	1604	260
27463A/D	0411	227	35256519	0102	219	35259400	1635	261	35262190	1603	260
27464A/B	0155	221	35256520	0102	219	35259430	1091	251	35262420	1785	268
27468A/B	0155	221	35256637	0102	219	35259450	1648	262	35262460	1604	260
27470A/B	0155	221	35256900	0102	219	35259520	1595	260	35262570	1684	264
27474A/B	0155	221	35257188	0102	219	35259570	1636	262	35262580	1623	261
27500A/J	0480	229	35257385	0441	228	35259580	1090	251	35262634	1090	251
27502A/D	0155	221	35257510	0467	229	35259590	1637	262	LRS01976	1624	261
27503A/D	0155	221	35257655	0492	230	35259600	1637	262	LRS02223	1650	262
27504A/B	0480	229	35257700	0868	243	35259620	1090	251	25147DM35	0170	278
27506A/D	0480	229	35257720	0102	219	35259630	1090	251	25147DM35	0171	278
27507A/B	0480	229	35257790	0467	229	35259640	1090	251	25276AM35	0280	278
27508A/D	0486	230	35257880	0771	239	35259660	1090	251	25276AM35	0380	278
27509A/B	0486	230	35257890	0467	229	35259680	1596	260	25329AM35	1188	253
27512A/D	0557	231	35258000	0162	221	35259690	1637	262	25345AM35	0280	278
27514A/B	0155	221	35258060	0467	229	35259730	1648	262	25345AM35	0380	278
27515A/E	0155	221	35258180	0467	229	35259750	1596	260	26246MM50	0150	221
27516A/D	0480	229	35258240	0772	239	35259760	1091	251	26287/F/J	0155	221
27518A/E	0155	221	35258270	0860	243	35259810	1648	262	26312AM50	0064	218

Lucas Indiel	Nº ZEN	Pg.	Magneti Marelli	Nº ZEN	Pg.	Magneti Marelli	Nº ZEN	Pg.	Magneti Marelli	Nº ZEN	Pg.
26312BM50	0096	219	46465475	0779	239	63216827	0407	227	63221338	0389	226
26323AM50	0150	221	63101000	0779	239	63216831	0601	233	63221400	0389	226
26427AM50	0150	221	63101002	0779	239	63216851	0910	244	63221401	0389	226
26431AM50	0096	219	63101003	1227	255	63216873	0407	227	63221403	0394	226
26435AM50	0286	223	63102003	0779	239	63216896	0601	233	63221430	0389	226
583514243	0158	221	63102004	0779	239	63216898	0407	227	63221431	0389	226
25142AHM35	0280	278	63102007	0779	239	63217101	0407	227	63221433	0394	226
25142AHM35	0380	278	63102008	0779	239	63217104	0407	227	63221434	0394	226
25148AJM35	0280	278	63103002	0779	239	63217105	0407	227	63221500	0394	226
25148AJM35	0380	278	63103003	0779	239	63217118	0407	227	63221503	0394	226
25165ADM35	1188	253	63103007	0999	248	63217119	0407	227	63221508	0389	226
25274ADM35	1188	253	63103008	0999	248	63217120	0407	227	63221509	0394	226
25348A5M90	1188	253	63111000	0969	247	63217125	0407	227	63221530	0394	226
26208AEM45	0322	225	63111005	1113	252	63217126	0601	233	63221533	0394	226
26211ALM50	0322	225	63111006	1113	252	63217147	0407	227	63221538	0389	226
26211MTM50	0064	218	63111007	1113	252	63217148	0601	233	63221539	0394	226
26211MTM50	0096	219	63111008	1169	253	63217154	0601	233	63221632	0394	226
26291ADM50	0064	218	63111009	1169	253	63217188	0601	233	63221637	0389	226
26305ABM50	0064	218	63111010	1113	252	63217201	0407	227	63221639	0394	226
26317BDM50	0398	227	63111016	1561	259	63217225	0407	227	63221730	0394	226
26336AFM50	0286	223	63111027	1169	253	63217226	0601	233	63221731	0394	226
26349DHM50	0286	223	63112003	1169	253	63217403	0910	244	63221800	0786	240
26356ABM50	0398	227	63113001	1718	265	63217410	0601	233	63221800	1227	255
26404ADM50	0150	221	63113002	1718	265	63220104	1496	257	63221830	0786	240
26407AEM50	0398	227	63113003	1169	253	63220107	0768	239	63221832	0786	240
35261635AM	1785	268	63113004	1718	265	63220108	0768	239	63221834	0786	240
35262160AM	1785	268	63114008	1630	261	63220137	0768	239	63221890	0786	240
25264AF5M90	1188	253	63114010	1630	261	63220506	0408	227	63221890	1227	255
63222035010	1477	257	63114014	1025	249	63220536	0408	227	63221892	0786	240
63222204010	1477	257	63187051	1884	273	63220537	0408	227	63221892	1227	255
25624AF2M100	0412	227	63193001	1718	265	63220538	0408	227	63222000	1117	252
25705AD2M100	0414	227	63201008	0779	239	63220700	0120	220	63222001	1104	251
25732BE2M100	0414	227	63211627	0035	278	63220701	0120	220	63222004	1117	252
25743AD3M100	0412	227	63211665	0035	278	63220702	0120	220	63222005	1630	261
Lucas Reman	Nº ZEN	Pg.	63211669	0035	278	63220705	0120	220	63222030	1117	252
S7133	9702	280	63213127	0035	278	63220706	0120	220	63222031	1104	251
S7219	9702	280	63213812	0035	278	63220720	0120	220	63222034	1117	252
Lucas TVS	Nº ZEN	Pg.	63214349	0035	278	63220721	0120	220	63222035	1477	257
8M14	1854	271	63214371	0035	278	63220723	0120	220	63222038	1117	252
26024256A	1799	269	63216225	0035	278	63220724	0120	220	63222039	1104	251
Mack Truck	Nº ZEN	Pg.	63216325	0035	278	63220731	0120	220	63222040	1477	257
8MJ4167	0308	224	63216701	0407	227	63220740	0120	220	63222130	1117	252
Magneti Marelli	Nº ZEN	Pg.	63216703	0407	227	63220741	0120	220	63222134	1117	252
MT68Q	0910	244	63216707	0407	227	63220743	0120	220	63222135	1117	252
MT68QA	0910	244	63216725	0407	227	63220744	0120	220	63222136	1104	251
7733966	0779	239	63216726	0407	227	63220746	0120	220	63222138	1117	252
7772459	0779	239	63216727	0407	227	63220800	0120	220	63222204	1477	257
7772462	0779	239	63216731	0601	233	63220833	0120	220	63222300	0533	231
7785949	0779	239	63216740	0407	227	63220834	0120	220	63222301	0533	231
MSN2036	1624	261	63216741	0601	233	63220836	0120	220	63222331	0533	231
36222700	0213	222	63216808	0407	227	63220900	0120	220	63222400	0213	222
46414994	0779	239	63216810	0407	227	63220932	0120	220	63222405	0213	222
46415504	0779	239	63216815	0910	244	63220940	0120	220	63222408	0213	222
46417006	0779	239	63216825	0407	227	63221300	0120	220	63222409	0213	222
46429594	0779	239	63216826	0407	227	63221308	0389	226	63222430	0213	222

Magneti Marelli	Nº ZEN	Pg.	Magneti Marelli	Nº ZEN	Pg.	Magneti Marelli	Nº ZEN	Pg.	Mazda	Nº ZEN	Pg.
63222435	0213	222	63223103	1496	257	63280041	1693	264	AM1518400	0595	233
63222438	0213	222	63223108	0779	239	63280059	1884	273	B30118400	0636	234
63222439	0213	222	63223109	0779	239	63280071	1718	265	B30318400	0450	228
63222501	0213	222	63223200	0779	239	63280091	1902	274	B35918400	0450	228
63222502	0213	222	63223203	0395	227	63292035	1477	257	B50518400	0450	228
63222531	0213	222	63223206	0395	227	63293029	1484	257	B59318400	0450	228
63222532	0213	222	63223207	0395	227	63293039	1484	257	B61P18400	0450	228
63222536	0213	222	63223236	0395	227	63293537	1113	252	B63018400	0450	228
63222602	0213	222	63223237	0395	227	63293538	0975	247	B67618400	0450	228
63222605	0213	222	63223300	0395	227	83226569	1025	249	D50118400	0352	226
63222632	0213	222	63223303	0779	239	85541700	1025	249	D50218400	0352	226
63222635	0213	222	63223330	0395	227	E1154/24	0953	246	D50518400	0352	226
63222636	0213	222	63223332	0395	227	631101002	0779	239	D53018400	0450	228
63222700	0213	222	63223430	0878	243	943252201	1651	262	E22E18400	0596	233
63222701	0213	222	63223431	0878	243	063521230120	1814	270	E30118400	0352	226
63222706	0213	222	63223432	0878	243	944280203000	1814	270	E35618400	0450	228
63222730	0213	222	63223435	0969	247	Magneton	Nº ZEN	Pg.	E35718400	0450	228
63222731	0213	222	63223436	0878	243	915109A	1814	270	F21418400	0596	233
63222736	0213	222	63223530	0878	243	Man	Nº ZEN	Pg.	F24018400	0450	228
63222831	0786	240	63223531	0878	243	51262017158	1178	253	F2D418400	0596	233
63222831	1206	254	63223532	0878	243	Mando	Nº ZEN	Pg.	F60118400	0352	226
63222832	0786	240	63223537	1113	252	MG122423	13021	282	F80218400	0352	226
63222832	1206	254	63223538	0975	247	MG122423	1667	263	F80618400	0352	226
63222833	0786	240	63223639	0969	247	MG122565	13021	282	F85018400	0352	226
63222833	1206	254	63223730	1113	252	MG122565	1667	263	F8B18400A	0450	228
63222836	0786	240	63223897	0953	246	K71F18400	1601	260	FE0518400	0352	226
63222836	1206	254	63224170	0608	233	OK24118400A	0499	230	FE1H18400	0596	233
63222837	0786	240	63224500	0608	233	Maserati	Nº ZEN	Pg.	FE5018400	0352	226
63222837	1206	254	63224580	0608	233	A00518085570	1899	274	FE7918400	0352	226
63222838	0786	240	63224600	0608	233	Massey Ferguson	Nº ZEN	Pg.	H83318400	0352	226
63222838	1206	254	63224602	0608	233	114939701	0308	224	HE1918400	0352	226
63222889	0779	239	63226801	1475	257	114939702	0308	224	HE2018400	0352	226
63222897	0786	240	63226834	1062	250	Mazda	Nº ZEN	Pg.	PE0118400	1876	273
63222897	1206	254	63226845	1062	250	F601	0352	226	PE0718400	1876	273
63222900	0779	239	63226846	1062	250	22218400	0144	221	PY0118400	1876	273
63222901	0779	239	63227004	0823	241	32418400	0144	221	S21118400	0957	246
63222905	0779	239	63227005	0823	241	57818400	0184	221	S21118400	12658	281
63222908	0779	239	63227006	0823	241	60418400	0341	225	S21118400	12659	281
63222909	0779	239	63227007	0823	241	60518400	0341	225	ZZL118400	1192	254
63222936	0779	239	63227008	0823	241	77918400	0352	226	ZZLO18400	1192	254
63223000	0395	227	63227009	0823	241	134518400	0341	225	478018400A	0450	228
63223001	0786	240	63227010	0823	241	022218400A	0144	221	489318400B	0426	227
63223001	1206	254	63227014	0823	241	032418400A	0144	221	489318400D	0426	227
63223031	0786	240	63227016	0823	241	032418400B	0352	226	489318400E	0426	227
63223031	1206	254	63227017	0823	241	042618400A	0144	221	489418400B	0144	221
63223032	0786	240	63227022	0863	243	042618400B	0144	221	489418400C	0144	221
63223032	1206	254	63227028	0823	241	478010400	0450	228	489418400D	0144	221
63223033	0786	240	63227038	0823	241	478018400	0450	228	808818400A	0352	226
63223033	1206	254	63227043	0863	243	077918400A	0352	226	813118400A	0352	226
63223034	0786	240	63227046	0863	243	813118400	0352	226	B30118400C	0636	234
63223034	1206	254	63227047	0863	243	821818400	0352	226	B30318400A	0450	228
63223035	0779	239	63227051	0863	243	893618400	0352	226	B31518400A	0450	228
63223039	1484	257	63227577	0863	243	893718400	0352	226	B31518400B	0450	228
63223085	0779	239	63229035	1477	257	896418400	0352	226	B35918400A	0636	234
63223101	0779	239	63280040	1693	264	896718400	0352	226	B61R18400A	0450	228

Mazda	Nº ZEN	Pg.	Mitsuba	Nº ZEN	Pg.	Mitsubishi	Nº ZEN	Pg.	Mitsubishi	Nº ZEN	Pg.
B63018400A	0450	228	M61209	1849	271	MOT30672	1706	265	M1T60581	1592	260
B67618400A	0450	228	SM61209	1849	271	MOT30771	1706	265	M1T70381	0600	233
B67618400B	0450	228	SM71001	1849	271	MOT31671	1909	274	M1T70481	0595	233
B6S818400A	0450	228	SM71002	1849	271	MOT32071	1771	268	M1T70482	0595	233
D30618400A	0352	226	SM4423236	1548	258	MOT32271	1933	275	M1T70483	0595	233
D306A8400B	0352	226	Mitsubishi	Nº ZEN	Pg.	MOT35171	1706	265	M1T70485	0595	233
D50118400A	0352	226	MEWR	0144	221	MOT36071	1706	265	M1T70681	0595	233
D50218400A	0352	226	MOJR	0144	221	MOT36571	0806	241	M1T70685	0595	233
D50518400A	0352	226	50171	9597	280	MOT45071	1801	269	M1T70686	0595	233
D50518400B	0450	228	79581	0595	233	MOT45171	1801	269	M1T70687	0595	233
E30118400A	0352	226	ME031	0144	221	MOT45371	1801	269	M1T70881	1702	264
E35618400A	0352	226	ME041	0144	221	MOT65381	1592	260	M1T70981	0596	233
E35618400B	0450	228	MOJ1R	0144	221	MOT65581	1592	260	M1T70985	0596	233
F21418400A	0596	233	MOJ2R	0144	221	MOT70281	0595	233	M1T71081	0596	233
F21418400B	0596	233	MOJ6R	0144	221	MOT70381	0595	233	M1T71281	0596	233
F21418400C	0596	233	232415	1046	249	MOT70481	0595	233	M1T71381	0595	233
F24018400B	0450	228	232415	12812	281	MOT70681	0595	233	M1T71382	0595	233
F2D418400A	0596	233	M2T322	0450	228	MOT70781	0595	233	M1T71481	0596	233
F60118400A	0352	226	M3T244	0450	228	MOT70981	0595	233	M1T71581	0595	233
F60118400B	0352	226	MCA020	0144	221	MOT71181	0595	233	M1T71681	0595	233
F80218400A	0352	226	ME10WR	0144	221	MOT71381	0595	233	M1T71881	0596	233
F80218400B	0352	226	MEA010	0144	221	MOT71581	0595	233	M1T72081	0595	233
F85018400A	0352	226	MEA011	0144	221	MOT71681	0595	233	M1T72085	0595	233
F85018400B	0352	226	MEA030	0144	221	MOT72581	0595	233	M1T72086	0595	233
F85018400E	0450	228	MEA031	0144	221	MOT73281	0595	233	M1T72088	0595	233
F8B118400A	0450	228	MEA040	0144	221	MOT73381	0595	233	M1T72181	0596	233
F8B118400B	0450	228	MEA041	0144	221	MOT77681	0595	233	M1T72182	0596	233
F8B118400C	0450	228	MEA061	0144	221	MOT80285	1018	248	M1T72281	0679	236
FE0518400B	0352	226	MEA071	0144	221	MOT82081	0806	241	M1T72481	0617	233
FE0518400C	0352	226	MEA121	0144	221	MOT85681	0595	233	M1T72581	0595	233
FE0518400C	0450	228	MEC012	0144	221	MOT86181	0806	241	M1T72583	0595	233
FE1J18400A	0450	228	MED030	0144	221	MOT87681	1764	267	M1T72981	0711	237
FE5018400A	0352	226	MED031	0144	221	MOT87781	1764	267	M1T72985	0711	237
FE5018400B	0352	226	MED032	0144	221	MOT87881	1756	267	M1T73281	0595	233
FE5018400E	0450	228	MED034	0144	221	MOT88481	1764	267	M1T73283	0595	233
FE5A18400A	0450	228	MED041	0144	221	MOT90685	1764	267	M1T73381	0595	233
HE1918400A	0352	226	MED042	0144	221	MOT91981	1538	258	M1T73383	0595	233
HE1918400B	0352	226	MED074	0144	221	MOT92081	1538	258	M1T74181	1702	264
HE2018400A	0352	226	MEO107	0427	227	MOT93391	0806	241	M1T74281	0597	233
V10118400B	0957	246	MGA060	0352	226	M1M70685	0595	233	M1T74481	0597	233
V10118400B	12658	281	1368852	0450	228	M1M70881	1702	264	M1T74482	0597	233
V10118400B	12659	281	M3T2581	0352	226	M1M70981	0596	233	M1T74581	0617	233
Mercedes Benz	Nº ZEN	Pg.	M3T3381	0352	226	M1M71281	0596	233	M1T74781	0711	237
11519601	1651	262	MD21674	0352	226	M1M71481	0596	233	M1T74785	0711	237
31510401	1651	262	MD81567	0450	228	M1M72086	0595	233	M1T74881	0595	233
0051511101	1469	256	ME10AZR	0144	221	M1M72181	0596	233	M1T76081	0801	241
0051511301	1023	249	ME12AZR	0144	221	M1M72182	0596	233	M1T77181	1018	248
51512501	1629	261	MT36100	0595	233	M1M72281	0679	236	M1T77581	1702	264
0051514701	1469	256	MOT20171	1945	276	M1M74181	1702	264	M1T78881	0711	237
A0051512201	0985	247	MOT20471	1706	265	M1Q71281	0596	233	M1T80081	0806	241
A0051517601	0985	247	MOT20472	1706	265	M1T50471	1043	249	M1T80481	1774	268
A0051518301	1112	252	MOT20871	1774	268	M1T60081	1592	260	M1T80681	1838	271
Mercury Marine	Nº ZEN	Pg.	MOT21271	1538	258	M1T60181	1592	260	M1T81782	1922	275
50834749	1454	256	MOT21471	1774	268	M1T60281	0712	237	M1T85781	0806	241
50859171T	1454	256	MOT24072	1761	267	M1T60381	0758	238	M1T86781	1538	258

Mitsubishi	Nº ZEN	Pg.	Mitsubishi	Nº ZEN	Pg.	Mitsubishi	Nº ZEN	Pg.	Mitsubishi	Nº ZEN	Pg.
M1T86782	1538	258	M2T56071	12660	281	M2T67871	0957	246	M3T10271	0144	221
M1T86882	1538	258	M2T56181	1047	250	M2T67871	12658	281	M3T10272	0144	221
M1T86883	1538	258	M2T56181	12812	281	M2T67871	12659	281	M3T10371	0144	221
M1T90281	0806	241	M2T56182	1047	250	M2T67872	0957	246	M3T10372	0144	221
M2T10171	0144	221	M2T56182	12812	281	M2T67872	12658	281	M3T10473	0426	227
M2T10271	0144	221	M2T56185	1047	250	M2T67872	12659	281	M3T10475	0426	227
M2T10282	0352	226	M2T56185	12812	281	M2T67873	0957	246	M3T10476	0426	227
M2T15772	0144	221	M2T56271	1047	250	M2T67873	12658	281	M3T10572	0144	221
M2T20181	0352	226	M2T56271	12812	281	M2T67873	12659	281	M3T10672	0144	221
M2T20181	0853	243	M2T56471	1046	249	M2T67881	0957	246	M3T11172	0144	221
M2T20182	0352	226	M2T56471	12812	281	M2T67881	1046	249	M3T11173	0144	221
M2T20223	0352	226	M2T56472	1046	249	M2T67881	12658	281	M3T11174	0144	221
M2T20281	0352	226	M2T57771	1047	250	M2T67881	12659	281	M3T11272	0144	221
M2T20282	0352	226	M2T57771	12812	281	M2T67882	0957	246	M3T11372	0144	221
M2T30481	0584	232	M2T57871	0957	246	M2T67882	1046	249	M3T11373	0144	221
M2T30581	0450	228	M2T57871	12658	281	M2T67882	12658	281	M3T11772	0144	221
M2T30583	0450	228	M2T57871	12659	281	M2T67882	12659	281	M3T12372	0144	221
M2T32281	0450	228	M2T57881	0957	246	M2T67883	0957	246	M3T12572	0144	221
M2T40081	0450	228	M2T57881	1046	249	M2T67883	1046	249	M3T12672	0144	221
M2T42381	0584	232	M2T57881	12658	281	M2T67883	12658	281	M3T13071	0144	221
M2T42881	0450	228	M2T57881	12659	281	M2T67883	12659	281	M3T13072	0144	221
M2T44081	0450	228	M2T58081	9495	279	M2T69081	1046	249	M3T15072	0144	221
M2T48081	0450	228	M2T58381	9495	279	M2T72871	1046	249	M3T15073	0144	221
M2T48381	0836	242	M2T58481	9495	279	M2T74171	1047	250	M3T15074	0144	221
M2T49881	0450	228	M2T58581	1043	249	M2T74171	12812	281	M3T15075	0144	221
M2T50181	1043	249	M2T60072	0957	246	M2T74371	1046	249	M3T15171	0144	221
M2T50481	1043	249	M2T60072	12658	281	M2T74371	12660	281	M3T15271	0144	221
M2T50485	1043	249	M2T60072	12659	281	M2T78271	0957	246	M3T15372	0144	221
M2T52181	1043	249	M2T61771	0957	246	M2T78271	12658	281	M3T15675	0144	221
M2T52681	1043	249	M2T61771	1046	249	M2T78271	12659	281	M3T15772	0144	221
M2T52881	1043	249	M2T61771	12658	281	M2T78381	1046	249	M3T15872	0144	221
M2T52881	9426	279	M2T61771	12659	281	M2T78481	1046	249	M3T15972	0144	221
M2T52882	1043	249	M2T62271	12660	281	M2T78482	1046	249	M3T19171	0144	221
M2T53083	0595	233	M2T62971	12812	281	M2T80582	1024	249	M3T19271	0144	221
M2T53083	1043	249	M2T64372	0957	246	M2T80772	0887	243	M3T19471	0144	221
M2T53181	1043	249	M2T64372	12658	281	M2T84071	1024	249	M3T20081	0352	226
M2T53781	1043	249	M2T64372	12659	281	M2T84171	1024	249	M3T20181	0352	226
M2T53785	1043	249	M2T64373	0957	246	M2T84571	1024	249	M3T20381	0352	226
M2T54085	1043	249	M2T64373	12658	281	M2T84771	1903	274	M3T20681	0352	226
M2T54372	0957	246	M2T64373	12659	281	M2T87071	1024	249	M3T20781	0352	226
M2T54372	12658	281	M2T65271	1046	249	M2T87171	1024	249	M3T21281	0352	226
M2T54372	12659	281	M2T65271	12812	281	M2T87271	1024	249	M3T21281	0450	228
M2T54571	0957	246	M2T65272	1046	249	M2T87371	1567	259	M3T21282	0352	226
M2T54571	12658	281	M2T65771	12660	281	M2T87471	1024	249	M3T21381	0352	226
M2T54571	12659	281	M2T66271	12660	281	M2T87871	1024	249	M3T21381	0450	228
M2T54571	9791	280	M2T66272	12660	281	M2T87971	1567	259	M3T21781	0450	228
M2T54572	0957	246	M2T66371	0957	246	M2T88071	1567	259	M3T21882	0450	228
M2T54572	12658	281	M2T66371	12658	281	M2T88271	1567	259	M3T22081	0352	226
M2T54572	12659	281	M2T66371	12659	281	M3M32722	0450	228	M3T22381	0352	226
M2T54572	9791	280	M2T66872	0957	246	M3M32782	0450	228	M3T22581	0352	226
M2T55271	1046	249	M2T66872	12658	281	M3Q38882	0450	228	M3T22581	0450	228
M2T55271	12812	281	M2T66872	12659	281	M3T10071	0144	221	M3T22582	0352	226
M2T56071	0957	246	M2T66873	0957	246	M3T10072	0144	221	M3T22681	0352	226
M2T56071	12658	281	M2T66873	12658	281	M3T10171	0144	221	M3T22781	0352	226
M2T56071	12659	281	M2T66873	12659	281	M3T10172	0352	226	M3T24481	0352	226

Mitsubishi	Nº ZEN	Pg.	Mitsubishi	Nº ZEN	Pg.	Mitsubishi	Nº ZEN	Pg.	Mitsubishi	Nº ZEN	Pg.
M3T24482	0352	226	M3T33381	0352	226	M3T56471	0957	246	M8T60771	0887	243
M3T24482	0450	228	M3T33382	0352	226	M3T56471	12658	281	M8T60773	0887	243
M3T24483	0352	226	M3T33581	0352	226	M3T56471	12659	281	M8T60871	0887	243
M3T24485	0352	226	M3T33582	0352	226	M3T57371	0957	246	M8T62471	1921	275
M3T24486	0352	226	M3T33583	0352	226	M3T57371	12658	281	M8T70071	1563	259
M3T24487	0352	226	M3T33585	0352	226	M3T57371	12659	281	M8T70371	0887	243
M3T24488	0352	226	M3T33586	0352	226	M3T57575	0887	243	M8T70971	0887	243
M3T25081	0352	226	M3T33587	0352	226	M3T57575	12658	281	M8T71371	1904	274
M3T25281	0352	226	M3T33588	0352	226	M3T57575	12659	281	M8T71471	1904	274
M3T25781	0352	226	M3T35081	0352	226	M3T66071	0957	246	M8T71571	0887	243
M3T25782	0352	226	M3T35082	0352	226	M3T66071	12658	281	M8T75073	1563	259
M3T25783	0352	226	M3T35088	0352	226	M3T66071	12659	281	M8T75171	0887	243
M3T25785	0352	226	M3T3586D	0450	228	M3T66072	0957	246	M8T75271	1904	274
M3T25882	0352	226	M3T38082	0450	228	M3T66072	12658	281	M8T75371	1904	274
M3T25883	0352	226	M3T38181	0450	228	M3T66072	12659	281	M8T75671	1904	274
M3T25885	0352	226	M3T38381	0450	228	M3T66073	0957	246	M8T76071	1906	274
M3T25885	0450	228	M3T38481	0450	228	M3T66073	12658	281	M8T77071	0887	243
M3T25891	0352	226	M3T38581	0450	228	M3T66073	12659	281	M8T77072	0887	243
M3T27686	0352	226	M3T38682	0450	228	M3T66074	0957	246	M8T77074	0887	243
M3T27786	0450	228	M3T38881	0450	228	M3T66074	12658	281	M8T77075	0887	243
M3T29482	0450	228	M3T38882	0450	228	M3T66074	12659	281	M8T78611	1563	259
M3T29681	0352	226	M3T38883	0450	228	M3T67771	9791	280	M8T80071	0887	243
M3T30081	0352	226	M3T38884	0450	228	M3T70081	0450	228	M8T80171	0887	243
M3T30082	0352	226	M3T38885	0450	228	M3T90011	0670	236	M8T80371	0887	243
M3T30088	0352	226	M3T38981	0450	228	M3T90071	0670	236	M8T80372	0887	243
M3T30281	0352	226	M3T38982	0450	228	M3T90072	0669	235	M8T80373	0887	243
M3T30282	0352	226	M3T39182	0352	226	M3T90072	0670	236	M8T80374	0887	243
M3T30285	0352	226	M3T39385	0450	228	M3V38881	0450	228	M8T80772	0887	243
M3T30286	0352	226	M3T39481	0450	228	M3V38882	0450	228	M8T80789	0887	243
M3T30381	0352	226	M3T39523	0450	228	M3Y24482	0450	228	M8T85071	0887	243
M3T30382	0352	226	M3T39981	0450	228	M4714674	0144	221	M8T85171	0887	243
M3T30581	0450	228	M3T41081	0450	228	M4T14372	0144	221	M8T85271	0887	243
M3T30583	0450	228	M3T41083	0450	228	M4T14572	0144	221	M8T85471	0887	243
M3T30681	0450	228	M3T41088	0450	228	M4T14672	0144	221	M8T85571	0887	243
M3T30781	0352	226	M3T41181	0450	228	M4T14673	0144	221	M8T87071	0887	243
M3T30782	0352	226	M3T41185	0450	228	M4T14674	0144	221	M8T87171	0887	243
M3T30881	0450	228	M3T41186	0450	228	M4T14771	0144	221	M9T61671	1661	262
M3T30981	0450	228	M3T41282	0450	228	M4T14872	0144	221	M9T80071	1808	269
M3T32382	0352	226	M3T41285	0450	228	M4T41672	0144	221	M9T80472	12967	281
M3T32581	0352	226	M3T41681	0450	228	M8I50071	0887	243	M9T80472	1808	269
M3T32582	0352	226	M3T42781	0450	228	M8I50071	9597	280	M9T80473	1808	269
M3T32583	0352	226	M3T42881	0450	228	M8T50171	0887	243	M9T82071	1808	269
M3T32588	0450	228	M3T43381	0450	228	M8T50271	0887	243	M9T82479	1808	269
M3T32589	0450	228	M3T43481	0450	228	M8T50471	0887	243	M9T83671	1808	269
M3T32591	0450	228	M3T43581	0450	228	M8T55171	0887	243	MC108027	0636	234
M3T32592	0450	228	M3T48181	0450	228	M8T55471	0887	243	MD001333	0352	226
M3T32593	0450	228	M3T49381	0450	228	M8T60073	0887	243	MD001550	0144	221
M3T32681	0352	226	M3T49581	0450	228	M8T60371	0887	243	MD001552	0144	221
M3T32781	0352	226	M3T49585	0450	228	M8T60372	0887	243	MD001553	0144	221
M3T32782	0352	226	M3T49781	0450	228	M8T60373	0887	243	MD001555	0352	226
M3T32985	0836	242	M3T56071	1853	271	M8T60374	0887	243	MD003550	0144	221
M3T33081	0636	234	M3T56072	1853	271	M8T60389	0887	243	MD003551	0144	221
M3T33182	0450	228	M3T56074	1853	271	M8T60471	0887	243	MD011550	0144	221
M3T33281	0450	228	M3T56082	1853	271	M8T60489	0887	243	MD011550	0184	221
M3T33282	0450	228	M3T56084	1853	271	M8T60571	0887	243	MD011553	0144	221

Mitsubishi	Nº ZEN	Pg.	Mitsubishi	Nº ZEN	Pg.	Mitsubishi	Nº ZEN	Pg.	Mitsubishi	Nº ZEN	Pg.
MD016729	0450	228	MD174482	0595	233	M1T71281B	0596	233	M8T85271B	0887	243
MD016851	0450	228	MD174483	0595	233	M1T71481A	0596	233	MD 100431	0450	228
MD016863	0450	228	MD180238	0450	228	M1T72086A	0595	233	MD0019891	0352	226
MD019891	0352	226	MD180239	0450	228	M1T72181A	0596	233	MT87781ZC	1764	267
MD019895	0352	226	MD180937	0595	233	M1T72182A	0596	233	N31818400	1702	264
MD021665	0144	221	MD182488	0595	233	M1T72281A	0679	236	N32718400	1702	264
MD021666	0144	221	MD184420	1885	273	M1T723281	0595	233	N3A118400	1702	264
MD021670	0144	221	MD188720	0595	233	M1T74181A	1702	264	56041012AB	0597	233
MD021672	0144	221	MD188721	0595	233	M2T20181A	0352	226	M000T20171	1945	276
MD021674	0352	226	MD189054	0450	228	M2T20181D	0853	243	M000T20471	1706	265
MD021676	0144	221	MD192222	0450	228	M3MT30583	0450	228	M000T20472	1706	265
MD021679	0144	221	MD192228	0450	228	M3T016851	0450	228	M000T20672	1706	265
MD021686	0144	221	MD315548	1024	249	M3T016863	0450	228	M000T20771	1876	273
MD027400	0352	226	MD318086	0596	233	M3T066761	0450	228	M000T24072	1761	267
MD027401	0352	226	ME007517	0957	246	M3T110172	0352	226	M000T30672	1706	265
MD034120	0352	226	ME007517	12658	281	M3T11173Q	0144	221	M000T30771	1706	265
MD034121	0352	226	ME007517	12659	281	M3T14482J	0450	228	M000T32071	1771	268
MD050205	1577	259	ME008815	0957	246	M3T162838	0450	228	M000T32271	1933	275
MD066761	0450	228	ME008815	12658	281	M3T164866	0450	228	M000T32572	1706	265
MD069166	1047	250	ME008815	12659	281	M3T189054	0450	228	M000T34171	1876	273
MD069166	12812	281	ME012994	0887	243	M3T20681A	0352	226	M000T35171	1706	265
MD070934	1047	250	ME012995	0887	243	M3T21281D	0450	228	M000T36071	1706	265
MD070934	12812	281	ME013008	0887	243	M3T21381D	0450	228	M000T36571	0806	241
MD081567	0450	228	ME014418	0887	243	M3T21781D	0450	228	M000T39671	1876	273
MD081568	0450	228	ME017034	0957	246	M3T21882D	0450	228	M000T60181	0712	237
MD084414	1047	250	ME017034	12658	281	M3T24482A	0352	226	M000T65381	1592	260
MD084414	12812	281	ME017034	12659	281	M3T24482H	0450	228	M000T65581	1592	260
MD085730	0352	226	ME017035	0957	246	M3T24482K	0450	228	M000T85681	0595	233
MD099667	0595	233	ME017035	12658	281	M3T24486A	0352	226	M000T87881	1756	267
MD099673	1043	249	ME017035	12659	281	M3T24486H	0450	228	M000T92581	0595	233
MD100431	0450	228	ME017056	0957	246	M3T25252H	0450	228	M000TD0971	1909	274
MD101219	0450	228	ME017056	12658	281	M3T25282H	0450	228	M001T79482	0825	242
MD107614	0450	228	ME017056	12659	281	M3T25285A	0450	228	M001T81782	1922	275
MD107615	0450	228	ME017061	0957	246	M3T25885A	0450	228	M002T56971	1577	259
MD112625	0595	233	ME017061	12658	281	M3T27686D	0450	228	M002T61071	1577	259
MD136933	0595	233	ME017061	12659	281	M3T29482D	0450	228	M002T61171	1577	259
MD161437	0450	228	ME202424	1563	259	M3T302589	0450	228	M002T87071	1024	249
MD162836	0450	228	ME202970	1563	259	M3T32782D	0450	228	M002T87371	1567	259
MD162837	0450	228	ME204425	1563	259	M3T335081	0352	226	M002T87671	1063	250
MD162838	0450	228	MED10AZR	0144	221	M3T335820	0352	226	M002T87771	1063	250
MD162839	0595	233	MG120413	0957	246	M3T33582A	0352	226	M002T87971	1567	259
MD162840	0595	233	MG120413	12658	281	M3T33586A	0352	226	M002T88071	1567	259
MD162842	0595	233	MG120413	12659	281	M3T388682	0450	228	M002T88271	1567	259
MD162843	0595	233	MM111514	0352	226	M3T38881A	0450	228	MO05T22371	1924	275
MD163188	0595	233	MM111513	0352	226	M3T38881B	0450	228	MO05T27671	1924	275
MD164866	0450	228	MM111514	0352	226	M3T38881C	0450	228	MO05T27672	1924	275
MD164975	1047	250	MM111517	0352	226	M3T38882A	0450	228	MO08T62671	1921	275
MD164975	12812	281	MM111518	1043	249	M3T38882B	0450	228	MO08T75073	1563	259
MD164976	1047	250	MM111518	9426	279	M3T38882C	0450	228	MO09T62571	12972	282
MD164976	12812	281	901286806	0450	228	M8T75073A	1563	259	MO09T62571	1661	262
MD170049	0595	233	M08T87881	0806	241	M8T80071A	0887	243	M0T21271ZC	1538	258
MD172860	0595	233	M1T70685A	0595	233	M8T80071B	0887	243	M0T33671ZT	1909	274
MD172861	0595	233	M1T70881A	1702	264	M8T85071A	0887	243	M0T85681ZC	0595	233
MD172863	0595	233	M1T70981A	0596	233	M8T85071B	0887	243	M0T87781ZC	1764	267
MD172864	0595	233	M1T71281A	0596	233	M8T85171A	0887	243	M0T90685ZC	1764	267

Mitsubishi	Nº ZEN	Pg.	Nikko	Nº ZEN	Pg.	Nippon	Nº ZEN	Pg.	Nippondenso	Nº ZEN	Pg.
MOT91981ZC	1538	258	230000063	0895	244	2280003220	1555	259	228000205	9504	280
MOT92081ZC	1538	258	230000240	0895	244	2280003990	1863	272	228000226	9504	280
MT186781ZC	1538	258	230000332	0895	244	2280003991	1863	272	228000340	9632	280
MT186782ZC	1538	258	230000450	0895	244	2280003992	1863	272	228000399	9504	280
MT186883ZC	1538	258	Nippon	Nº ZEN	Pg.	2280004570	0818	241	228000504	9504	280
MT186884ZC	1538	258	0280006261	1957	277	2280005490	1555	259	228000642	9504	280
M3T4010081	0450	228	0280007740	1957	277	2280005670	1555	259	228000720	9504	280
M8T76071ZE	1906	274	0280008432	1957	277	2280005680	1555	259	280000430	0184	221
MB30118X45	1054	250	0280008740	1957	277	2280006170	1555	259	280000960	0946	246
MD 318086	0596	233	0280009031	1957	277	2280006172	1555	259	280001010	0327	225
N31818400A	1702	264	0280009032	1957	277	2280006173	1555	259	280001661	9186	279
N31818400B	1702	264	1280000120	1957	277	2280006270	1555	259	280001730	0184	221
N32718400A	1702	264	1280000130	1957	277	2280006271	1555	259	280001940	0184	221
N3A1184400	1702	264	1280000180	1957	277	2280006272	1555	259	280001940	0327	225
M009T625727	12972	282	1280000181	1957	277	2280006273	1555	259	280001941	0327	225
M009T625727	1661	262	1280000280	1957	277	2280006280	1555	259	280001970	0184	221
M000T20771ZC	1876	273	1280000300	1957	277	2280006281	1555	259	280001970	0327	225
M000T20777ZC	1876	273	1280000940	1957	277	2280006283	1555	259	280001971	0184	221
M000I20871ZE	1774	268	1280000950	1957	277	2280006420	1863	272	280001971	0327	225
M000T32071ZC	1771	268	1280001900	1957	277	2280006421	1863	272	280001972	0184	221
M000T32175ZC	1761	267	1280002131	1957	277	2280006482	0818	241	280001972	0327	225
M000T33571ZC	1933	275	1280002140	1957	277	2280007200	1863	272	280001973	0184	221
M000T33871ZC	0806	241	1280002190	1957	277	2280007201	1863	272	280001973	0327	225
M000T33871ZT	0806	241	1280004570	1957	277	2280007800	0818	241	280001975	0327	225
M000I88481ZC	1764	267	1280005080	1957	277	2280007801	0818	241	280001976	0327	225
M000T88482ZC	1764	267	1280005630	1957	277	2280009600	1555	259	280002000	0327	225
M001T74281ZC	0825	242	1280005691	1957	277	Nippondenso	Nº ZEN	Pg.	280002001	0327	225
M001T74287ZC	0825	242	1280006990	1957	277	015861N	1473	257	280002040	0341	225
M001T84381ZC	0597	233	1280007390	1555	259	1383240	1473	257	280002041	0341	225
M002T85971ZT	1807	269	1280007471	1957	277	28004822	0327	225	280002042	0341	225
M002T86071ZT	1807	269	1280008400	1555	259	112309T26	1473	257	280002140	0184	221
M002T87171ZT	1024	249	1280009700	1863	272	128000283	9504	280	280002141	0184	221
M002T88771ZA	1063	250	1280009701	1863	272	128000533	0948	246	280002150	0184	221
Mitsui Deutz	Nº ZEN	Pg.	1280009710	1555	259	128000597	0948	246	280002151	0184	221
4413040	0894	244	1280009720	1555	259	128000708	9504	280	280002160	0341	225
4413390	0894	244	2280000211	1957	277	128000721	9186	279	280002161	0341	225
Motorcraft	Nº ZEN	Pg.	2280000220	1864	272	128000723	0948	246	280002220	12609	281
SA934	1871	272	2280000810	1863	272	128000746	9504	280	280002240	0184	221
SA999RM	1871	272	2280000820	1555	259	128000830	9260	279	280002241	0184	221
SA1057RM	1871	272	2280000822	1555	259	128000832	1213	255	280002250	0140	221
6S4Z11002AA	1585	259	2280000823	1555	259	128000970	9504	280	280002250	0327	225
Nastra	Nº ZEN	Pg.	2280000830	1555	259	128005080	9186	279	280002260	0140	221
S17847	1548	258	2280000831	1555	259	128005670	9349	279	280002260	0327	225
New Holland	Nº ZEN	Pg.	2280000832	1555	259	128007210	9186	279	280002261	0327	225
K0H2409801	1885	273	2280000990	0818	241	185086440	0841	242	280002262	0327	225
SBA185086050	0684	236	2280000991	0818	241	228000022	1212	255	280002263	0327	225
SBA185086051	0684	236	2280001060	0818	241	228000022	9542	280	280002330	0327	225
SBA185086052	0684	236	2280001530	0818	241	228000036	9492	279	280002364	0140	221
SBA185086141	0684	236	2280001531	0818	241	228000081	9504	280	280002570	0327	225
SBA185086350	0684	236	2280001910	1555	259	228000136	0948	246	280002571	0327	225
Nikko	Nº ZEN	Pg.	2280002050	1863	272	228000138	0948	246	280002572	0327	225
230000031	0895	244	2280002051	1863	272	228000139	0948	246	280002660	0140	221
230000032	0895	244	2280002260	1863	272	228000140	0948	246	280002660	0184	221
230000042	0895	244	2280002261	1863	272	228000180	1212	255	280002661	0184	221
230000060	0895	244	2280002500	1555	259	228000180	9632	280	280002681	0140	221

Nippondenso	Nº ZEN	Pg.	Nippondenso	Nº ZEN	Pg.	Nippondenso	Nº ZEN	Pg.	Nippondenso	Nº ZEN	Pg.
280002890	0184	221	280004251	9186	279	280005071	0184	221	280006362	0947	246
280002911	9186	279	280004252	9186	279	280005090	0339	225	280006362	1722	266
280002930	0184	221	280004253	9186	279	280005091	0339	225	280006362	9186	279
280002931	0184	221	280004270	0327	225	280005092	0339	225	280006422	0140	221
280002932	0184	221	280004320	9186	279	280005100	9186	279	280006440	0946	246
280002933	0184	221	280004321	9186	279	280005220	0342	225	280006440	9260	279
280002970	0341	225	280004322	9186	279	280005230	0342	225	280006450	0947	246
280003000	0184	221	280004323	9186	279	280005270	0341	225	280006450	1722	266
280003051	0140	221	280004330	0140	221	280005280	0184	221	280006494	0140	221
280003051	0327	225	280004340	9186	279	280005420	0341	225	280006520	0341	225
280003052	0327	225	280004341	9186	279	280005430	0327	225	280006560	9301	279
280003100	0327	225	280004342	9186	279	280005470	0327	225	280006561	9301	279
280003240	0184	221	280004343	0947	246	280005490	9301	279	280006620	9186	279
280003241	0184	221	280004343	1722	266	280005580	9301	279	280006640	9301	279
280003290	0434	228	280004343	9186	279	280005581	9301	279	280006701	9186	279
280003292	0434	228	280004390	0946	246	280005593	9301	279	280006710	9186	279
280003320	0184	221	280004440	0327	225	280005720	0341	225	280006711	9186	279
280003330	0184	221	280004450	0947	246	280005750	0341	225	280006780	9402	279
280003331	0184	221	280004450	1722	266	280005820	9186	279	280006790	0184	221
280003332	0184	221	280004450	9186	279	280005821	9186	279	280006800	0140	221
280003500	0184	221	280004480	0327	225	280005822	9186	279	280006810	0140	221
280003610	0343	225	280004500	0184	221	280005850	9301	279	280006813	0140	221
280003611	0343	225	280004510	9186	279	280005860	9301	279	280006823	0140	221
280003650	0434	228	280004512	9186	279	280005880	9302	279	280006880	9301	279
280003690	0434	228	280004520	0184	221	280005900	0947	246	280006920	0434	228
280003710	0140	221	280004530	0184	221	280005900	1722	266	280006930	0947	246
280003710	0327	225	280004540	9186	279	280005900	9186	279	280006930	1722	266
280003800	0184	221	280004550	9186	279	280005910	9186	279	280007000	0946	246
280003830	0184	221	280004580	0327	225	280005912	0947	246	280007000	9260	279
280003841	0184	221	280004600	0184	221	280005912	1722	266	280007001	0946	246
280003900	0184	221	280004601	0184	221	280005912	9186	279	280007093	0140	221
280003901	0184	221	280004630	0184	221	280005920	0434	228	280007130	0339	225
280003920	0327	225	280004640	0327	225	280005960	0434	228	280007131	0339	225
280003921	0327	225	280004650	0184	221	280006000	9186	279	280007132	0140	221
280003930	0434	228	280004660	0184	221	280006001	0947	246	280007190	9186	279
280003970	0434	228	280004680	0184	221	280006001	1722	266	280007191	9186	279
280003971	0434	228	280004690	0184	221	280006001	9186	279	280007240	9301	279
280004010	1722	266	280004691	0184	221	280006030	9186	279	280007320	9186	279
280004020	9186	279	280004700	0184	221	280006040	9186	279	280007321	0947	246
280004021	9186	279	280004710	0184	221	280006090	0545	231	280007321	1722	266
280004030	0184	221	280004721	0341	225	280006100	0140	221	280007321	9186	279
280004031	0184	221	280004810	0327	225	280006100	0327	225	280007332	0140	221
280004032	0184	221	280004820	0327	225	280006103	0140	221	280007351	0946	246
280004040	0184	221	280004822	0327	225	280006120	0947	246	280007370	0921	245
280004041	0184	221	280004900	9186	279	280006120	1722	266	280007373	0921	245
280004042	0184	221	280004930	0607	233	280006140	9186	279	280007373	1215	255
280004044	9186	279	280004940	9186	279	280006200	9301	279	280007380	9186	279
280004050	0184	221	280004951	9186	279	280006220	0184	221	280007390	9186	279
280004090	0184	221	280004980	0327	225	280006250	12609	281	280007391	9186	279
280004180	0184	221	280005000	9349	279	280006290	9301	279	280007392	0947	246
280004240	9186	279	280005000	9403	279	280006332	0947	246	280007392	1722	266
280004241	9186	279	280005040	0434	228	280006332	1722	266	280007392	9186	279
280004242	9186	279	280005060	0946	246	280006340	9301	279	280007430	0434	228
280004243	9186	279	280005060	9260	279	280006360	9186	279	280007431	0434	228
280004250	9186	279	280005070	0184	221	280006361	9186	279	280007460	0140	221

Nippondenso	Nº ZEN	Pg.	Nippondenso	Nº ZEN	Pg.	Nippondenso	Nº ZEN	Pg.	Nippondenso	Nº ZEN	Pg.
280007461	0140	221	280008762	1215	255	1280000260	0434	228	1280001860	0686	236
280007470	0140	221	280008850	0947	246	1280000280	9186	279	1280001880	0921	245
280007480	0343	225	280008850	1722	266	1280000300	9186	279	1280001900	9186	279
280007520	0140	221	280008980	9678	280	1280000360	0921	245	1280002000	0434	228
280007521	0140	221	280009010	0140	221	1280000362	0921	245	1280002040	9186	279
280007550	9186	279	280009020	0140	221	1280000362	1215	255	1280002050	0140	221
280007560	0947	246	280009070	0947	246	1280000400	9186	279	1280002060	0947	246
280007560	1722	266	280009070	1722	266	1280000500	0947	246	1280002060	1722	266
280007560	9186	279	280009070	9186	279	1280000500	1722	266	1280002060	9186	279
280007620	0947	246	280009120	9186	279	1280000510	0947	246	1280002170	0498	230
280007620	1722	266	280009121	9186	279	1280000510	1722	266	1280002180	9186	279
280007620	9186	279	280009260	0947	246	1280000540	9302	279	1280002190	9186	279
280007700	9186	279	280009260	1722	266	1280000590	9186	279	1280002250	9402	279
280007730	9349	279	280009260	9186	279	1280000620	9186	279	1280002251	9402	279
280007730	9403	279	280009270	9186	279	1280000622	9186	279	1280002270	9302	279
280007780	0140	221	280009300	0946	246	1280000771	0434	228	1280002480	9302	279
280007790	0946	246	280009320	9186	279	1280000772	0434	228	1280002560	9402	279
280007790	9260	279	280009321	9186	279	1280000830	0946	246	1280002590	9186	279
280007791	0946	246	280009340	9186	279	1280000830	9260	279	1280002880	0946	246
280007791	9260	279	280009380	0947	246	1280000831	0946	246	1280002881	0946	246
280007810	9301	279	280009380	1722	266	1280000831	9260	279	1280002881	9260	279
280007830	12609	281	280009380	9186	279	1280000832	0946	246	1280003030	9402	279
280007981	0140	221	280009430	0686	236	1280000930	1097	251	1280003120	9302	279
280007990	9186	279	280009570	0140	221	1280000930	9678	280	1280003340	0947	246
280008000	9186	279	280009680	0140	221	1280000960	0946	246	1280003340	1722	266
280008040	0686	236	280009690	0184	221	1280000960	9260	279	1280003350	0947	246
280008050	0947	246	280009711	0947	246	1280001060	9402	279	1280003350	1722	266
280008050	1722	266	280009711	1722	266	1280001100	0946	246	1280003350	9186	279
280008050	9186	279	280009720	0947	246	1280001100	9260	279	1280003471	12609	281
280008060	0947	246	280009720	1722	266	1280001110	0946	246	1280003472	12609	281
280008060	1722	266	280009720	9186	279	1280001160	12609	281	1280003482	12609	281
280008060	9186	279	280009730	9186	279	1280001161	12609	281	1280003540	0950	246
280008070	9301	279	280009770	9301	279	1280001240	9186	279	1280003590	0947	246
280008080	9186	279	280009860	0947	246	1280001250	9186	279	1280003590	1722	266
280008110	0342	225	280009860	1722	266	1280001290	0686	236	1280003640	0686	236
280008120	0342	225	280009860	9186	279	1280001291	0686	236	1280003670	0947	246
280008180	9186	279	280009900	0576	232	1280001310	0498	230	1280003670	1722	266
280008220	0947	246	280009901	0576	232	1280001311	0498	230	1280003690	0434	228
280008220	1722	266	280009960	0140	221	1280001350	9186	279	1280003990	0947	246
280008220	9186	279	286005360	1841	271	1280001370	0947	246	1280003990	1722	266
280008261	0947	246	290996200	0459	229	1280001370	1722	266	1280004080	9402	279
280008261	1722	266	1280000020	0946	246	1280001370	9186	279	1280004090	9402	279
280008290	0947	246	1280000020	9260	279	1280001440	0947	246	1280004100	9301	279
280008290	1722	266	1280000070	12609	281	1280001440	1722	266	1280004220	9302	279
280008320	0947	246	1280000071	12609	281	1280001440	9186	279	1280004340	0434	228
280008320	1722	266	1280000101	0947	246	1280001441	0947	246	1280004390	9260	279
280008380	9186	279	1280000101	1722	266	1280001441	1722	266	1280004420	0947	246
280008451	1097	251	1280000120	9186	279	1280001470	12609	281	1280004420	1722	266
280008451	9678	280	1280000130	9186	279	1280001520	0947	246	1280004420	9186	279
280008620	9186	279	1280000140	12609	281	1280001520	1722	266	1280004660	0946	246
280008670	9186	279	1280000210	9302	279	1280001610	0140	221	1280004661	0946	246
280008760	0921	245	1280000220	0947	246	1280001630	0947	246	1280004670	0498	230
280008760	1215	255	1280000220	1722	266	1280001630	1722	266	1280004671	0498	230
280008761	0921	245	1280000230	0947	246	1280001761	0686	236	1280004860	0773	239
280008762	0921	245	1280000230	1722	266	1280001780	9402	279	1280004861	0773	239

Nippondenso	Nº ZEN	Pg.	Nippondenso	Nº ZEN	Pg.	Nippondenso	Nº ZEN	Pg.	Nippondenso	Nº ZEN	Pg.
1280004880	0773	239	1280007100	0947	246	1280009380	0818	241	2280001850	9678	280
1280004910	9302	279	1280007100	1722	266	1280009380	1201	254	2280001890	0946	246
1280004960	9349	279	1280007210	9186	279	1280009500	9302	279	2280001900	9678	280
1280004970	9402	279	1280007330	0947	246	1280009520	0818	241	2280001910	1211	255
1280005080	9186	279	1280007330	1722	266	1280009550	1097	251	2280002020	0947	246
1280005090	9301	279	1280007353	0921	245	1280009550	9678	280	2280002020	1722	266
1280005110	1722	266	1280007353	1215	255	1280009560	9678	280	2280002050	10049	281
1280005210	0809	241	1280007390	1211	255	1280009591	0921	245	2280002120	0954	246
1280005211	0809	241	1280007460	10049	281	1280009592	0921	245	2280002120	9678	280
1280005261	0947	246	1280007500	0750	238	1280009592	1215	255	2280002121	0947	246
1280005261	1722	266	1280007500	1201	254	1280009610	9402	279	2280002121	1722	266
1280005270	9349	279	1280007680	0947	246	1280009700	0818	241	2280002260	10049	281
1280005280	9349	279	1280007680	1722	266	1280009710	1211	255	2280002300	0947	246
1280005300	9301	279	1280007690	0947	246	1280009720	1211	255	2280002300	1722	266
1280005330	0434	228	1280007690	1722	266	1280009860	9678	280	2280002500	1211	255
1280005340	9186	279	1280007740	0841	242	1280009870	9678	280	2280002610	0947	246
1280005350	1097	251	1280007750	9301	279	1280009880	9678	280	2280002610	1722	266
1280005350	9678	280	1280007912	0947	246	1280009950	9186	279	2280002620	0947	246
1280005370	9402	279	1280007912	1722	266	2280000020	9402	279	2280002620	1722	266
1280005410	0947	246	1280008070	0947	246	2280000200	1097	251	2280002680	9678	280
1280005410	1722	266	1280008070	1722	266	2280000200	9678	280	2280002682	0947	246
1280005561	9186	279	1280008080	0947	246	2280000311	0947	246	2280002682	1722	266
1280005571	9186	279	1280008080	1722	266	2280000311	1722	266	2280002690	9678	280
1280005580	9186	279	1280008130	0140	221	2280000340	0818	241	2280002691	0947	246
1280005581	9186	279	1280008140	0921	245	2280000400	0921	245	2280002691	1722	266
1280005590	12609	281	1280008142	0921	245	2280000400	1215	255	2280002700	9678	280
1280005600	9402	279	1280008142	1215	255	2280000460	1097	251	2280002701	0947	246
1280005620	9402	279	1280008150	0921	245	2280000460	9678	280	2280002701	1722	266
1280005621	9402	279	1280008152	0921	245	2280000580	0947	246	2280002760	0947	246
1280005630	9186	279	1280008152	1215	255	2280000580	1722	266	2280002760	1722	266
1280005670	9349	279	1280008200	9186	279	2280000620	9302	279	2280002770	0947	246
1280005680	0809	241	1280008210	0818	241	2280000640	0921	245	2280002770	1722	266
1280005691	9186	279	1280008210	9186	279	2280000640	1215	255	2280002851	0947	246
1280005700	0947	246	1280008240	0947	246	2280000810	10049	281	2280002851	1722	266
1280005700	1722	266	1280008240	1722	266	2280000820	1211	255	2280002880	0947	246
1280005700	9186	279	1280008290	9402	279	2280000830	1211	255	2280002880	1722	266
1280005780	0947	246	1280008321	1213	255	2280000880	1097	251	2280003200	0947	246
1280005780	1722	266	1280008400	1211	255	2280000880	9678	280	2280003200	1722	266
1280005780	9186	279	1280008500	9186	279	2280000960	0947	246	2280003290	0947	246
1280005781	0947	246	1280008530	0809	241	2280000960	1722	266	2280003290	1722	266
1280005781	1722	266	1280008531	0809	241	2280001000	12609	281	2280003330	12609	281
1280005840	0947	246	1280008560	0947	246	2280001001	12609	281	2280003620	9678	280
1280005840	1722	266	1280008560	1722	266	2280001040	12609	281	2280003630	9678	280
1280005850	0947	246	1280008700	0946	246	2280001070	12609	281	2280003640	1097	251
1280005850	1722	266	1280008890	0809	241	2280001071	12609	281	2280003640	9678	280
1280005942	12609	281	1280008891	0809	241	2280001100	0947	246	2280003641	9678	280
1280005952	12609	281	1280008980	1097	251	2280001100	1722	266	2280003642	9678	280
1280006280	12609	281	1280009190	0818	241	2280001110	0947	246	2280003680	1097	251
1280006320	9349	279	1280009191	0818	241	2280001110	1722	266	2280003680	9678	280
1280006340	0809	241	1280009290	0809	241	2280001160	0818	241	2280003990	10049	281
1280006720	0809	241	1280009291	0809	241	2280001300	0921	245	2280004320	0947	246
1280007040	9402	279	1280009300	0818	241	2280001300	1215	255	2280004320	1722	266
1280007080	10049	281	1280009310	0818	241	2280001710	0947	246	2280004330	0947	246
1280007090	0947	246	1280009360	0950	246	2280001710	1722	266	2280004330	1722	266
1280007090	1722	266	1280009380	0750	238	2280001850	1097	251	2280004740	12609	281

Nippondenso	Nº ZEN	Pg.	Nissan	Nº ZEN	Pg.	Nissan	Nº ZEN	Pg.	Nissan	Nº ZEN	Pg.
2280004980	1097	251	233007260	9527	280	2330018C06	0351	226	2330042L70	0595	233
2280005020	1097	251	23300B500	0349	226	2330018C60	0737	237	2330043300	0141	221
2280005021	1097	251	23300G700	0448	228	2330018C60	9488	279	2330043305	0141	221
2280005022	1097	251	23300V700	0790	240	2330018C70	1043	249	2330043405	0141	221
2280005023	1097	251	23300Z700	0448	228	233001E400	1021	249	2330044R10	0596	233
2280005040	10049	281	2330000H10	0450	228	233001HC0D	1909	274	2330044R11	0596	233
2280006240	1218	255	2330000H11	0450	228	233001HK0A	1761	267	2330045N50	1862	272
2280006421	10049	281	2330000Q0D	1838	271	233001S770	0712	237	2330045N51	1862	272
2280007200	10049	281	2330001N00	0634	234	233001S771	0712	237	2330048300	0141	221
2280007390	0818	241	2330001Y10	0596	233	233001S772	0712	237	2330048301	0141	221
2280007391	0818	241	2330005H11	0450	228	233001W400	1862	272	233004S100	0712	237
2280007392	0818	241	2330005P01	0791	240	2330020P00	0634	234	233004S102	0712	237
2280009652	0809	241	2330006J02	0901	244	2330020P10	0595	233	2330050Y10	0595	233
2810022040	1813	270	2330006J04	0901	244	2330020P11	0595	233	2330050Y11	0595	233
2810054380	0954	246	2330006W61	0737	237	2330020R11	0596	233	2330050Y12	0595	233
2810067050	1097	251	2330006W61	0790	240	2330020R91	0596	233	2330054A01	0790	240
4280000320	0809	241	2330006W61	9488	279	2330021000	0141	221	2330054A01	9527	280
4280000321	0809	241	233000799R	1755	267	2330021005	0141	221	2330057M00	0499	230
4280000340	1841	271	2330008700	0141	221	2330021006	0141	221	2330057M05	0499	230
4280000341	1841	271	2330008U10	0595	233	2330021007	0141	221	2330057M70	0595	233
4280000670	1813	270	2330009500	0141	221	2330021008	0141	221	2330057M75	0595	233
4280000680	1813	270	2330009600	0141	221	2330021009	0141	221	2330057M90	0595	233
4280000720	1857	272	2330009601	0349	226	2330021017	0141	221	2330057N60	0634	234
4280001311	1841	271	2330009602	0141	221	2330021P00	0737	237	2330060S10	0450	228
4280001590	0809	241	233000W010	0712	237	2330021P00	9488	279	2330065Y10	0595	233
4280001640	1902	274	233000W011	0712	237	2330022P00	0737	237	2330069690	0351	226
4280001760	1813	270	2330010600	0141	221	2330022P00	9488	279	2330069960	0351	226
4280003180	1884	273	2330010601	0141	221	2330022P70	0595	233	233006K200	1862	272
4280003370	1813	270	2330010605	0141	221	2330022P71	0595	233	233006T000	1862	272
4280003371	1813	270	2330010615	0141	221	2330026900	0141	221	233006T001	1862	272
4280003372	1813	270	2330010G02	0790	240	2330026901	0141	221	2330070J00	0863	243
4280003410	1734	266	2330010G02	9527	280	2330030F10	0596	233	2330070J10	1062	250
4280004550	1813	270	2330010T01	1862	272	2330030F11	0596	233	2330070J11	1062	250
4280004920	1884	273	2330010T02	1862	272	2330030R12	0679	236	2330070J12	1062	250
4280005011	1734	266	2330010T02	1947	276	2330030R13	0679	236	2330070Y00	0517	230
4280005290	1734	266	233001105R	1735	266	2330031U02	1017	248	2330070Y01	0517	230
4280005800	1759	267	2330011M00	0790	240	2330031W00	0448	228	2330073C10	0519	230
Nissan	Nº ZEN	Pg.	2330011M02	0790	240	2330031W01	0448	228	2330074Y00	0517	230
23300	0790	240	2330011MOO	0790	240	2330031W02	0448	228	2330077A11	0595	233
82881	1702	264	2330011N00	0790	240	2330031W03	0448	228	2330078505	0141	221
87081	1702	264	2330015800	0141	221	2330031W04	0448	228	2330078511	0144	221
233000	0790	240	2330015805	0141	221	2330031Y03	0448	228	2330079400	0141	221
2330000	0499	230	2330015815	0448	228	2330032W03	0448	228	2330079601	0448	228
2330000	0790	240	2330015A00	0554	231	2330036A00	0793	240	2330079601	0684	236
2330000	0791	240	2330015A05	0554	231	2330036A00	1207	254	233007F400	1862	272
2330000	9527	280	2330015A06	0554	231	2330037503	0448	228	2330080G00	1862	272
23300000	0791	240	2330017C60	0737	237	2330037505	0448	228	2330080G01	1862	272
233000500	0790	240	2330017C60	9488	279	2330037506	0448	228	2330080G10	0712	237
233000703	0790	240	2330018000	0141	221	2330037508	0448	228	2330080W00	0499	230
233000712	0352	226	2330018005	0141	221	2330038W00	0790	240	2330083W00	0790	240
233003470	0448	228	2330018015	0141	221	2330041B70	0450	228	2330083W00	9527	280
233003705	0448	228	2330018C00	0499	230	2330041B76	0595	233	2330084A17	0595	233
233005002	0349	226	2330018C01	0499	230	2330042L11	0450	228	2330085A01	0517	230
233005301	0737	237	2330018C03	0499	230	2330042L13	0450	228	2330086G10	0712	237
233006900	0349	226	2330018C05	0351	226	2330042L14	0450	228	2330086G11	0712	237

Nissan	Nº ZEN	Pg.	Nissan	Nº ZEN	Pg.	Nissan	Nº ZEN	Pg.	Nissan	Nº ZEN	Pg.
233008710R	1915	274	23300H5300	0349	226	23300N5902	0737	237	23300V0705	0790	240
233008Y000	1876	273	23300H5400	0349	226	23300N5902	9488	279	23300V0706	0790	240
233008Y00A	1876	273	23300H5902	0737	237	23300N5903	0737	237	23300V5202	0499	230
2330090062	0448	228	23300H6900	0349	226	23300N5903	9488	279	23300V5300	0737	237
2330090217	0448	228	23300H6901	0349	226	23300N5911	1043	249	23300V5300	9488	279
23300A3210	0448	228	23300H6902	0349	226	23300P5112	0352	226	23300V5301	0737	237
23300B5000	0349	226	23300H6903	0349	226	23300P5113	0352	226	23300V5301	9488	279
23300B5002	0349	226	23300H6904	0349	226	23300P5113	0450	228	23300V5302	0737	237
23300B5013	0352	226	23300H7300	0349	226	23300P5114	0450	228	23300V7200	9527	280
23300C0600	0429	228	23300H7301	0349	226	23300Q2403	1862	272	23300V7260	0790	240
23300C8601	0901	244	23300H7302	0349	226	23300Q2403	1947	276	23300V0703	0790	240
23300D0100	0499	230	23300H9100	0737	237	23300Q2404	1862	272	23300W0400	0351	226
23300D0200	0499	230	23300H9100	9488	279	23300Q2404	1947	276	23300W0401	0351	226
23300D0212	0352	226	23300H9101	0737	237	23300Q2405	1862	272	23300W0402	0499	230
23300D0214	0450	228	23300H9101	9488	279	23300Q2405	1947	276	23300W0403	0499	230
23300D0220	0499	230	23300H9112	1043	249	23300Q2406	1862	272	23300W0413	0450	228
23300D0300	0791	240	23300JG70A	1838	271	23300Q2406	1947	276	23300W0417	0450	228
23300D0301	0791	240	23300K9160	0758	238	23300R2000	0737	237	23300W1000	0737	237
23300D0511	0596	233	23300KA010	0517	230	23300R2000	9488	279	23300W1000	9488	279
23300D0513	0596	233	23300KA160	0517	230	23300R9000	0352	226	23300W1002	0737	237
23300D1700	0499	230	23300KA270	0517	230	23300S0100	0351	226	23300W1002	9488	279
23300E3000	0141	221	23300KA440	0517	230	23300T3400	0448	228	23300W1011	1043	249
23300E3001	0141	221	23300KA510	0517	230	23300T3470	0448	228	23300W2500	0790	240
23300E3100	0141	221	23300L1800	0448	228	23300T5070	0352	226	23300W2804	0790	240
23300E3101	0141	221	23300L2912	0450	228	23300T5070	0450	228	23300W2804	9527	280
23300E6800	0351	226	23300M1052	0382	226	23300T5072	0450	228	23300W3101	0448	228
23300E6801	0351	226	23300M1500	0382	226	23300T5600	0448	228	23300W7000	0737	237
23300EB300	1906	274	23300M1501	0382	226	23300T5601	0448	228	23300W7000	9488	279
23300EB30A	1906	274	23300M1502	0382	226	23300U0100	0351	226	23300W7001	0737	237
23300EB30B	1906	274	23300M1503	0382	226	23300U0101	0351	226	23300W7001	9488	279
23300EB71E	1780	268	23300M1510	0382	226	23300U0102	0351	226	23300W7011	1043	249
23300EN20A	1762	267	23300M4900	0791	240	23300U0113	0352	226	23300Y0700	0351	226
23300EN20B	1762	267	23300M4901	0791	240	23300U0114	0352	226	23300Y0701	0351	226
23300F4U10	1592	260	23300M4903	0791	240	23300U0601	0351	226	23300Y0715	0450	228
23300FU410	1592	260	23300M4904	0791	240	23300U0602	0351	226	23300Y1400	0448	228
23300G7000	0448	228	23300M4904	9528	280	23300U6001	0351	226	23300Y1403	0448	228
23300G7001	0448	228	23300M5901	0382	226	23300U6002	0351	226	23300Y1405	0448	228
23300G7002	0448	228	23300M5903	0382	226	23300U6003	0351	226	23300Y7000	0737	237
23300G7003	0448	228	23300M8000	0517	230	23300U6004	0351	226	23300Y7000	9488	279
23300G7004	0448	228	23300M8001	0517	230	23300U6005	0351	226	23300Y7001	0737	237
23300G7005	0448	228	23300M8010	0519	230	23300U7500	0737	237	23300Y7001	9488	279
23300G7006	0448	228	23300M8011	0519	230	23300U7500	9488	279	23300Z5505	0901	244
23300G7007	0448	228	23300M8101	0554	231	23300U7501	0737	237	23300Z5509	0901	244
23300G8400	0634	234	23300M8110	0519	230	23300U7501	9488	279	23300Z5512	0901	244
23300GS20A	1592	260	23300M8200	0517	230	23300U7502	0737	237	23300Z7000	0448	228
23300H0100	0141	221	23300M8201	0517	230	23300U7502	9488	279	23300Z7001	0448	228
23300H0101	0141	221	23300M8301	0554	231	23300V0600	0448	228	23300Z7005	0448	228
23300H3900	0141	221	23300M8310	0519	230	23300V0601	0448	228	2330221008	0141	221
23300H5001	0349	226	23300M8501	0554	231	23300V0602	0448	228	23330H6901	0349	226
23300H5002	0349	226	23300M8502	0554	231	23300V0603	0448	228	4330078505	0141	221
23300H5003	0349	226	23300N0900	0351	226	23300V0605	0448	228	23300-M4904	9528	280
23300H5004	0349	226	23300N3301	0351	226	23300V0700	0790	240	23300054A01	0790	240
23300H5012	0352	226	23300N3304	0351	226	23300V0702	0790	240	23300099600	0141	221
23300H5013	0352	226	23300N5900	0737	237	23300V0703	0790	240	233000M215R	0519	230
23300H5014	0853	243	23300N5900	9488	279	23300V0703	9527	280	23300100G02	0790	240

Nissan	Nº ZEN	Pg.	Paris Rhone	Nº ZEN	Pg.	Paris Rhone	Nº ZEN	Pg.	Prestolite	Nº ZEN	Pg.
233001E400R	1021	249	D9E36	0287	223	D9R122	0961	247	35258690	12695	286
233001S772R	0712	237	D9E37	0248	223	D9R135	0961	247	35258710	12682	285
233003400A9	1838	271	D9E38	0287	223	D10E922	0570	232	35258710	12695	286
23300375088	0448	228	D9E39	0287	223	D11E105	0217	222	35258820	12682	285
233004S102R	0712	237	D9E41	0248	223	D11E109	0217	222	35258820	12695	286
23300F4U010	0712	237	D9E46	0287	223	D11E110	0217	222	35258880	12682	285
23300M15001	0382	226	D9E48	0287	223	D11E115	0217	222	35258880	12686	285
23300V06001	0448	228	D9E49	0287	223	D11E142	0217	222	35258880	12695	286
23300V07702	0790	240	D9E52	0287	223	D11E143	0217	222	35258940	12682	285
NSA	Nº ZEN	Pg.	D9E54	0287	223	D11E156	0216	222	35258940	12686	285
STR3622	1548	258	D9E55	0287	223	D11E159	0215	222	35258940	12695	286
OMC	Nº ZEN	Pg.	D9E56	0287	223	D11E165	0215	222	35258950	12682	285
384777	1656	262	D9E57	1963	277	D11E172	0571	232	35258950	12686	285
386657	1656	262	D9E61	0287	223	D11E191	0461	229	35258950	12695	286
387094	1669	263	D9E62	0287	223	D8RA114	0189	222	35258960	12682	285
395207	1669	263	D9E66	0287	223	D13E117TE	0117	220	35258960	12695	286
583473	1656	262	D9E68	0287	223	D13E119TE	0117	220	35258990	12686	285
583482	1656	262	D9E69	0287	223	D13E120TE	0117	220	35259000	12686	285
585050	1656	262	D9E70	0287	223	D13E121TE	0117	220	35259040	12682	285
585059	1656	262	D9E74	0287	223	D13E122TE	0117	220	35259130	12686	285
585062	1669	263	D9E76	0287	223	D13E123TE	0117	220	35259170	12682	285
585063	1656	262	D9E77	0287	223	Pegaso	Nº ZEN	Pg.	35259210	12686	285
585459	1656	262	D9E78	0287	223	6100S	0087	278	35259310	12675	285
586280	1656	262	D9E79	0287	223	Perkins	Nº ZEN	Pg.	35259380	12692	285
586288	1669	263	D9E81	0287	223	2873K404	1693	264	35259430	12684	285
5032433	1656	262	D9E85	0287	223	2873K405	1693	264	35259430	12695	286
Onan	Nº ZEN	Pg.	D9E86	0287	223	Peugeot	Nº ZEN	Pg.	35259440	1092	251
1911906	1885	273	D9E98	1963	277	5802AQ	1650	262	35259460	1523	258
1912107	1885	273	D9R84	0936	245	Pininfarina	Nº ZEN	Pg.	35259480	12687	285
19911052	0427	227	D9R89	0961	247	93951787218	1899	274	35259620	12684	285
191168202	0943	246	D9R99	0961	247	93951808557	1899	274	35259620	12686	285
191168203	0943	246	D10E85	0570	232	Porsche	Nº ZEN	Pg.	35259630	12684	285
191168205	0943	246	D10E92	0570	232	S1350	0790	240	35259630	12686	285
191176002	0943	246	D11E79	0217	222	S1369	0790	240	35259640	12688	285
191180803	0943	246	D8E121	0248	223	S1347A	0790	240	35259650	12684	285
191180805	0943	246	D8E130	0285	223	2330000	0790	240	35259650	12686	285
191180806	0943	246	D8E131	0285	223	23300W2804	0790	240	35259650	12695	286
191194903	0943	246	D8E142	0248	223	E90V11002A	1192	254	35259660	12684	285
191194905	0943	246	D8E152	0248	223	E9SF11002A	1192	254	35259660	12686	285
191194906	0943	246	D9E100	0287	223	21013708000	0213	222	35259660	12695	286
191194909	0943	246	D9E101	0287	223	CT2213708000	0213	222	35259670	12684	285
Orenstein Koppel	Nº ZEN	Pg.	D9E109	0287	223	E90SZ11000AA	1192	254	35259670	12686	285
6209190	0308	224	D9E110	0287	223	Prestolite	Nº ZEN	Pg.	35259670	12695	286
Pal	Nº ZEN	Pg.	D9E113	0287	223	462361	0930	245	35259680	12692	285
2928	0902	244	D9E114	0287	223	MFJ6501	0930	245	35259690	12684	285
976117	0902	244	D9E123	0287	223	35258040	12695	286	35259690	12686	285
Paris Rhone	Nº ZEN	Pg.	D9E124	0287	223	35258490	12682	285	35259690	12695	286
D8E81	0248	223	D9E125	0287	223	35258490	12695	286	35259710	12675	285
D8E83	0189	222	D9E127	0287	223	35258540	12682	285	35259720	12675	285
D9E12	0248	223	D9E129	0287	223	35258540	12695	286	35259750	12684	285
D9E20	0248	223	D9E771	0287	223	35258580	12682	285	35259750	12695	286
D9E22	0248	223	D9E773	0287	223	35258580	12695	286	35259760	12684	285
D9E26	0248	223	D9R112	0961	247	35258660	12682	285	35259760	12695	286
D9E34	0248	223	D9R118	0961	247	35258660	12695	286	35259770	1092	251
D9E35	0248	223	D9R121	0936	245	35258690	12682	285	35259780	1651	262

Prestolite	Nº ZEN	Pg.	Remy	Nº ZEN	Pg.	Remy	Nº ZEN	Pg.	Remy	Nº ZEN	Pg.
35259870	12688	285	323836	0625	234	1107234	0568	232	1107345	0020	217
35259880	12684	285	323837	0625	234	1107235	1216	278	1107346	0020	217
35259880	12695	286	323839	0625	234	1107237	0020	217	1107347	0020	217
35259880	1623	261	323840	0625	234	1107242	0020	217	1107349	0020	217
35259890	0991	247	323841	0624	234	1107245	0052	218	1107352	0020	217
35259900	12684	285	323842	0624	234	1107248	0020	217	1107353	0020	217
35259900	12695	286	323843	0624	234	1107249	0093	219	1107354	0013	217
35260890	1621	261	323844	0624	234	1107249	0568	232	1107355	0020	217
35260900	1837	271	323847	0624	234	1107251	0051	218	1107356	0052	218
35260910	1837	271	323849	0625	234	1107253	1216	278	1107360	0020	217
35260940	12695	286	323850	0624	234	1107258	0032	278	1107361	0020	217
35260940	1622	261	323852	0624	234	1107259	0020	217	1107363	0020	217
35260950	12684	285	323868	0625	234	1107260	0020	217	1107364	0052	218
35260950	12695	286	323869	0625	234	1107261	0032	278	1107365	0020	217
35260950	1622	261	323879	0625	234	1107266	0020	217	1107367	0020	217
35261020	12675	285	323880	0625	234	1107268	0093	219	1107368	0020	217
35261070	12684	285	4N4405	0930	245	1107268	0568	232	1107369	0020	217
35261070	12695	286	900890	12720	285	1107270	0013	217	1107370	0020	217
35261070	1622	261	CM9805	0774	239	1107272	0013	217	1107371	0020	217
35261120	12684	285	1103809	0188	222	1107273	0020	217	1107372	0020	217
35261120	12695	286	1107037	1216	278	1107274	0020	217	1107373	0020	217
35261120	1623	261	1107056	1216	278	1107279	0013	217	1107374	0020	217
35261155	12684	285	1107074	1216	278	1107280	0052	218	1107377	0052	218
35261155	12695	286	1107084	1216	278	1107286	0020	217	1107378	0052	218
35261155	1623	261	1107087	1216	278	1107289	0020	217	1107379	0052	218
35261175	12675	285	1107088	1216	278	1107290	0093	219	1107382	0093	219
35261190	12684	285	1107089	1216	278	1107290	0568	232	1107382	0568	232
35261190	12695	286	1107092	1216	278	1107291	0093	219	1107389	0013	217
35261345	1837	271	1107095	1216	278	1107291	0568	232	1107393	0052	218
35261355	12684	285	1107115	1216	278	1107293	0020	217	1107397	0013	217
35261355	12695	286	1107116	1216	278	1107294	0020	217	1107398	0013	217
35261360	12684	285	1107117	0039	217	1107298	0020	217	1107501	0052	218
35261360	12695	286	1107125	1216	278	1107299	0020	217	1107503	0093	219
35261420	12684	285	1107126	1216	278	1107301	0020	217	1107503	0568	232
35261420	12695	286	1107134	1216	278	1107302	0020	217	1107504	0051	218
35261425	12684	285	1107139	1216	278	1107303	0020	217	1107510	0051	218
35261425	12695	286	1107141	1216	278	1107306	0020	217	1107511	0093	219
35261860	0916	245	1107146	0039	217	1107307	0020	217	1107511	0568	232
35261990	1784	268	1107149	1216	278	1107308	0052	218	1107512	0093	219
35262170	1784	268	1107158	1216	278	1107313	0020	217	1107512	0568	232
35262550	1784	268	1107163	0020	217	1107314	0020	217	1107513	0039	217
MES6301K	0117	220	1107173	1216	278	1107315	0020	217	1107515	0093	219
35262170AM	1784	268	1107196	1216	278	1107316	0020	217	1107515	0568	232
35262760AM	1888	273	1107198	1216	278	1107317	0020	217	1107516	0052	218
M93R3001SE	1881	273	1107203	0052	218	1107320	0020	217	1107523	0052	218
M93R3013SE	1881	273	1107208	0013	217	1107321	0020	217	1107527	0051	218
MES6403JUT	0879	243	1107213	0032	278	1107322	0032	278	1107533	0093	219
Remy	Nº ZEN	Pg.	1107214	0093	219	1107330	0020	217	1107533	0568	232
2058	0783	240	1107214	0568	232	1107331	0020	217	1107534	0051	218
728K	0039	217	1107217	1216	278	1107332	0052	218	1107537	0039	217
16160	1923	275	1107219	0020	217	1107336	0020	217	1107538	0051	218
323489	0774	239	1107223	0013	217	1107340	0020	217	1107539	0093	219
323818	0625	234	1107233	0020	217	1107342	0020	217	1107539	0568	232
323834	0625	234	1107234	0052	218	1107343	0051	218	1107540	0093	219
323835	0625	234	1107234	0093	219	1107344	0051	218	1107540	0568	232

Remy	Nº ZEN	Pg.	Remy	Nº ZEN	Pg.	Remy	Nº ZEN	Pg.	Remy	Nº ZEN	Pg.
1107546	0052	218	1107745	1216	278	1108105	0039	217	1108454	0039	217
1107547	0052	218	1107746	1216	278	1108106	1216	278	1108456	0039	217
1107550	0052	218	1107747	1216	278	1108108	0039	217	1108476	0093	219
1107553	0051	218	1107748	0050	218	1108110	0039	217	1108476	0568	232
1107556	0052	218	1107749	0050	218	1108112	1216	278	1108493	0093	219
1107557	0093	219	1107755	1216	278	1108113	0032	278	1108493	0568	232
1107557	0568	232	1107762	1216	278	1108126	1216	278	1108501	0052	218
1107558	0052	218	1107771	0052	218	1108131	1216	278	1108632	0093	219
1107559	0052	218	1107787	1216	278	1108149	1216	278	1108632	0568	232
1107561	0093	219	1107788	0032	278	1108150	1216	278	1108634	0093	219
1107561	0568	232	1107830	1216	278	1108152	0032	278	1108634	0568	232
1107567	0051	218	1107857	0093	219	1108161	0052	218	1108636	0051	218
1107571	0052	218	1107857	0568	232	1108163	0032	278	1108641	0051	218
1107572	0052	218	1107859	0093	219	1108166	0032	278	1108643	0051	218
1107575	0093	219	1107859	0568	232	1108168	0032	278	1108644	0093	219
1107575	0568	232	1107867	0093	219	1108169	0032	278	1108644	0568	232
1107580	0093	219	1107867	0568	232	1108170	0032	278	1108648	0093	219
1107580	0568	232	1107872	0093	219	1108171	0032	278	1108648	0568	232
1107581	0051	218	1107872	0568	232	1108182	0032	278	1108649	0093	219
1107582	0093	219	1107874	0052	218	1108186	1216	278	1108649	0568	232
1107582	0568	232	1107875	0051	218	1108235	0032	278	1108652	0051	218
1107583	0052	218	1107879	0052	218	1108239	0051	218	1108653	0051	218
1107584	0052	218	1107881	0032	278	1108240	0093	219	1108661	0051	218
1107587	0051	218	1107889	0020	217	1108240	0568	232	1108662	0052	218
1107588	0051	218	1107927	1216	278	1108250	0052	218	1108665	0052	218
1107591	0093	219	1107928	0032	278	1108251	0052	218	1108667	0093	219
1107591	0568	232	1107943	1216	278	1108258	0032	278	1108667	0568	232
1107592	0093	219	1107954	1216	278	1108280	0093	219	1108672	0052	218
1107592	0568	232	1107977	1216	278	1108280	0568	232	1108692	0051	218
1107593	0093	219	1108008	1216	278	1108322	0093	219	1108696	0093	219
1107593	0568	232	1108014	0032	278	1108322	0568	232	1108696	0568	232
1107598	0052	218	1108015	1216	278	1108323	0052	218	1108769	0052	218
1107600	0051	218	1108021	1216	278	1108340	0052	218	1108894	0188	222
1107605	1216	278	1108029	1216	278	1108341	0052	218	1108895	0188	222
1107641	0013	217	1108032	0032	278	1108379	0093	219	1108898	0117	220
1107650	0050	218	1108033	0052	218	1108379	0568	232	1108987	0117	220
1107651	0050	218	1108037	1216	278	1108393	0052	218	1109023	0093	219
1107652	0013	217	1108042	0052	218	1108396	0093	219	1109023	0568	232
1107653	0013	217	1108047	0032	278	1108396	0568	232	1109081	0052	218
1107654	1216	278	1108048	0032	278	1108397	0093	219	1109140	0051	218
1107655	0013	217	1108051	0052	218	1108397	0568	232	1109158	0117	220
1107657	0013	217	1108052	0032	278	1108415	0093	219	1109169	0117	220
1107658	1216	278	1108056	0032	278	1108415	0568	232	1109170	0117	220
1107659	1216	278	1108057	1216	278	1108431	0093	219	1109172	0117	220
1107661	0013	217	1108061	0032	278	1108431	0568	232	1109178	0117	220
1107665	0013	217	1108062	0032	278	1108438	0052	218	1109179	1866	272
1107666	0050	218	1108063	0032	278	1108443	0093	219	1109184	0117	220
1107668	0013	217	1108064	0032	278	1108443	0568	232	1109192	0052	218
1107680	0052	218	1108065	0032	278	1108447	0093	219	1109194	0093	219
1107695	1216	278	1108066	0032	278	1108447	0568	232	1109194	0568	232
1107696	0093	219	1108068	1216	278	1108449	0093	219	1109196	0051	218
1107696	0568	232	1108071	0032	278	1108449	0568	232	1109220	0626	234
1107728	1216	278	1108077	1216	278	1108451	0039	217	1109221	0626	234
1107734	0052	218	1108078	1216	278	1108452	0039	217	1109229	0117	220
1107741	0032	278	1108081	0032	278	1108453	0039	217	1109230	0117	220

Remy	Nº ZEN	Pg.	Remy	Nº ZEN	Pg.	Remy	Nº ZEN	Pg.	Remy	Nº ZEN	Pg.
1109233	0117	220	1109755	9074	279	1113156	0051	218	1113353	9028	278
1109234	0188	222	1109759	0110	220	1113157	0051	218	1113359	0117	220
1109235	0117	220	1109759	9074	279	1113158	0051	218	1113366	0097	219
1109236	0117	220	1109762	0188	222	1113197	0381	226	1113366	9028	278
1109237	0188	222	1109767	0188	222	1113269	1194	254	1113369	0879	243
1109248	0188	222	1109792	0555	231	1113270	1194	254	1113371	0097	219
1109249	0117	220	1109793	0556	231	1113272	0722	237	1113371	9028	278
1109259	0052	218	1109794	0556	231	1113273	0650	235	1113374	0879	243
1109294	0556	231	1109801	0117	220	1113273	1196	254	1113378	0097	219
1109297	0626	234	1109823	0188	222	1113274	0649	235	1113378	9028	278
1109299	0556	231	1109832	0556	231	1113274	1195	254	1113386	0097	219
1109359	0977	247	1109835	0556	231	1113275	0649	235	1113386	9028	278
1109360	0977	247	1109869	0117	220	1113275	1195	254	1113393	0097	219
1109384	1216	278	1109874	0188	222	1113277	0722	237	1113393	9028	278
1109388	0032	278	1109891	0188	222	1113278	0649	235	1113407	0097	219
1109395	0032	278	1109962	0626	234	1113278	1195	254	1113407	9028	278
1109450	1216	278	1109969	0556	231	1113279	0650	235	1113472	0097	219
1109457	1216	278	1109989	0556	231	1113279	1196	254	1113472	9028	278
1109458	1216	278	1109998	0097	219	1113280	0650	235	1113475	0110	220
1109462	0032	278	1109998	9028	278	1113280	1196	254	1113475	9074	279
1109468	1216	278	1112775	0117	220	1113281	0649	235	1113477	0097	219
1109479	0032	278	1113007	0051	218	1113281	1195	254	1113477	0914	244
1109624	0097	219	1113010	0051	218	1113282	0649	235	1113477	9028	278
1109624	9028	278	1113013	0051	218	1113282	1195	254	1113519	0110	220
1109625	0110	220	1113038	0051	218	1113284	0649	235	1113519	9074	279
1109625	9074	279	1113050	0051	218	1113284	1195	254	1113598	0566	232
1109627	0110	220	1113052	0051	218	1113285	0649	235	1113602	0117	220
1109627	9074	279	1113056	0051	218	1113285	1195	254	1113603	0117	220
1109628	0097	219	1113059	0051	218	1113286	0651	235	1113605	0117	220
1109628	9028	278	1113064	0051	218	1113286	1197	254	1113606	0188	222
1109631	0110	220	1113066	0051	218	1113288	0649	235	1113607	0117	220
1109631	9074	279	1113075	0051	218	1113288	1195	254	1113612	0188	222
1109633	0556	231	1113084	0051	218	1113289	0649	235	1113617	0117	220
1109635	0556	231	1113089	0051	218	1113289	1195	254	1113619	0188	222
1109636	0110	220	1113097	0051	218	1113290	0649	235	1113620	0117	220
1109636	9074	279	1113099	0051	218	1113290	1195	254	1113621	0117	220
1109637	0097	219	1113100	0051	218	1113291	0722	237	1113628	0097	219
1109637	9028	278	1113101	0051	218	1113292	1194	254	1113628	9028	278
1109638	0097	219	1113110	0051	218	1113295	1194	254	1113631	0097	219
1109638	9028	278	1113111	0051	218	1113296	1194	254	1113631	9028	278
1109641	0556	231	1113116	0051	218	1113297	0649	235	1113639	0566	232
1109642	0110	220	1113121	0051	218	1113297	1195	254	1113643	0110	220
1109642	9074	279	1113124	0051	218	1113311	0117	220	1113643	9074	279
1109643	0110	220	1113127	0117	220	1113312	0117	220	1113645	0110	220
1109643	9074	279	1113128	0051	218	1113313	0117	220	1113645	9074	279
1109644	0556	231	1113130	0051	218	1113326	0117	220	1113647	0381	226
1109648	0626	234	1113133	0051	218	1113327	0117	220	1113655	0566	232
1109649	0110	220	1113136	0051	218	1113329	0117	220	1113670	0097	219
1109649	9074	279	1113137	0051	218	1113330	0117	220	1113670	9028	278
1109654	1216	278	1113142	0051	218	1113335	0117	220	1113695	0566	232
1109671	1216	278	1113143	0051	218	1113337	0117	220	1113730	0188	222
1109736	0117	220	1113145	0051	218	1113338	1866	272	1113731	0188	222
1109741	0117	220	1113150	0051	218	1113344	0930	245	1113736	0188	222
1109746	0117	220	1113153	0051	218	1113350	0879	243	1113741	0188	222
1109755	0110	220	1113154	0051	218	1113353	0097	219	1113744	0117	220

Remy	Nº ZEN	Pg.	Remy	Nº ZEN	Pg.	Remy	Nº ZEN	Pg.	Remy	Nº ZEN	Pg.
1113747	0188	222	1113953	0626	234	1114045	0117	220	1114955	0117	220
1113751	0188	222	1113955	0110	220	1114047	0626	234	1114959	0626	234
1113772	0188	222	1113955	9074	279	1114052	0182	221	1114960	0626	234
1113773	0188	222	1113956	0110	220	1114059	0626	234	1114976	0117	220
1113774	0117	220	1113956	9074	279	1114062	0626	234	1117335	0052	218
1113775	0117	220	1113957	0110	220	1114063	0626	234	1117356	0052	218
1113781	0188	222	1113957	9074	279	1114066	0110	220	1117364	0052	218
1113782	0188	222	1113958	0110	220	1114066	9074	279	1117377	0052	218
1113785	0188	222	1113958	9074	279	1114075	0626	234	1358859	0783	240
1113794	0117	220	1113965	0110	220	1114077	0182	221	1990213	0626	234
1113801	0879	243	1113965	9074	279	1114080	0626	234	1990215	0626	234
1113804	0879	243	1113966	0110	220	1114092	0110	220	1990216	0626	234
1113805	0188	222	1113966	9074	279	1114092	9074	279	1990217	0626	234
1113809	0188	222	1113968	0110	220	1114093	0626	234	1990227	0556	231
1113811	0879	243	1113968	9074	279	1114094	0182	221	1990232	0555	231
1113815	0188	222	1113970	0110	220	1114100	0626	234	1990232	0556	231
1113816	0117	220	1113970	9074	279	1114101	0182	221	1990236	0626	234
1113817	0879	243	1113971	0110	220	1114104	0626	234	1990238	0556	231
1113822	0117	220	1113971	9074	279	1114106	0626	234	1990241	0556	231
1113827	0097	219	1113972	0110	220	1114140	0110	220	1990242	0626	234
1113827	9028	278	1113972	9074	279	1114140	9074	279	1990245	0626	234
1113832	0110	220	1113973	0110	220	1114143	0110	220	1990265	0626	234
1113832	9074	279	1113973	9074	279	1114143	9074	279	1990285	0555	231
1113848	0097	219	1113974	0110	220	1114145	0110	220	1990308	0625	234
1113848	9028	278	1113974	9074	279	1114145	9074	279	1990309	0625	234
1113852	0182	221	1113975	0110	220	1114146	0182	221	1990310	0624	234
1113853	0097	219	1113975	9074	279	1114148	0110	220	1990311	0625	234
1113853	9028	278	1113977	0110	220	1114148	9074	279	1990312	0625	234
1113856	0626	234	1113977	9074	279	1114150	0110	220	1990313	0624	234
1113857	0626	234	1113978	0110	220	1114150	9074	279	1990315	0624	234
1113867	0556	231	1113978	9074	279	1114154	0182	221	1990315	0625	234
1113871	0182	221	1113979	0110	220	1114155	0914	244	1990316	0624	234
1113873	0182	221	1113979	9074	279	1114168	0182	221	1990317	0624	234
1113874	0626	234	1113981	0110	220	1114177	0914	244	1990318	0625	234
1113875	0626	234	1113981	9074	279	1114183	0626	234	1990319	0624	234
1113884	0110	220	1113983	0110	220	1114197	0110	220	1990320	0624	234
1113884	9074	279	1113983	9074	279	1114197	9074	279	1990321	0624	234
1113885	0188	222	1113984	0626	234	1114702	0626	234	1990326	0625	234
1113889	0626	234	1113985	0182	221	1114713	0556	231	1990327	0624	234
1113891	0097	219	1113986	0110	220	1114716	0914	244	1990330	0624	234
1113891	9028	278	1113986	9074	279	1114718	0626	234	1990331	0624	234
1113904	0097	219	1113988	0182	221	1114736	0626	234	1990332	0624	234
1113904	9028	278	1113994	0110	220	1114739	0626	234	1990335	0117	220
1113907	0626	234	1113994	9074	279	1114778	0626	234	1990336	0624	234
1113917	0626	234	1113995	0110	220	1114792	0626	234	1990340	0626	234
1113928	0097	219	1113995	9074	279	1114807	0626	234	1990347	0625	234
1113928	9028	278	1113996	0626	234	1114808	0626	234	1990380	0626	234
1113934	0097	219	1113997	0110	220	1114809	0626	234	1990381	0626	234
1113934	9028	278	1113997	9074	279	1114840	0626	234	1990389	0626	234
1113940	0182	221	1114024	0117	220	1114902	0626	234	1990395	0626	234
1113941	0182	221	1114028	0117	220	1114922	0626	234	1990430	0626	234
1113943	0097	219	1114036	0117	220	1114925	0626	234	1990436	0626	234
1113943	9028	278	1114041	0188	222	1114930	0626	234	1990439	0626	234
1113952	0110	220	1114043	0117	220	1114948	0914	244	1990447	0626	234
1113952	9074	279	1114044	0117	220	1114952	0626	234	1990486	0914	244

Remy	Nº ZEN	Pg.	Remy	Nº ZEN	Pg.	Remy	Nº ZEN	Pg.	Remy	Nº ZEN	Pg.
1990494	0626	234	1993832	0624	234	1993964	0624	234	8200003	1679	263
1990498	0624	234	1993832	0625	234	1993965	0624	234	8200003	1805	269
1990499	0625	234	1993837	0625	234	1993966	0624	234	8200004	12954	281
1990707	0624	234	1993849	0626	234	1993970	0625	234	8200004	1679	263
1992019	0117	220	1993850	0625	234	1993971	0625	234	8200004	1805	269
1993669	0624	234	1993851	0624	234	1993974	0624	234	8200005	13130	282
1993701	0625	234	1993853	0624	234	1993981	0625	234	8200005	1809	269
1993702	0625	234	1993854	0625	234	1993986	0625	234	8200014	1679	263
1993705	0625	234	1993855	0625	234	1993988	0625	234	8200014	1805	269
1993709	0624	234	1993861	0624	234	1993992	0624	234	8200025	13130	282
1993712	0625	234	1993862	0625	234	1993994	0625	234	8200025	1809	269
1993713	0624	234	1993865	0624	234	1993996	0626	234	8200032	13131	282
1993719	0624	234	1993866	0625	234	1993997	0624	234	8200032	1811	270
1993723	0625	234	1993869	0624	234	1993999	0626	234	8200034	13131	282
1993726	0625	234	1993871	0624	234	1998338	0566	232	8200034	1811	270
1993728	0624	234	1993873	0624	234	1998455	0566	232	8200039	13131	282
1993729	0624	234	1993874	0624	234	3471141	0243	223	8200039	1811	270
1993732	0624	234	1993878	0624	234	3471143	0243	223	8200040	13131	282
1993738	0625	234	1993879	0625	234	3471144	0243	223	8200040	1811	270
1993741	0625	234	1993880	0625	234	8000006	10003	277	8200041	13131	282
1993742	0624	234	1993881	0624	234	8000006	12720	285	8200041	1811	270
1993744	0625	234	1993881	0625	234	8000032	1840	271	8200050	13117	282
1993745	0624	234	1993883	0624	234	8000048	10003	277	8200050	13131	282
1993746	0624	234	1993885	0624	234	8000071	1482	257	8200050	1810	270
1993754	0625	234	1993886	0625	234	8000090	10003	277	8200050	1811	270
1993755	0624	234	1993887	0624	234	8000090	12720	285	8200053	13130	282
1993756	0625	234	1993891	0624	234	8000158	10003	277	8200053	1809	269
1993759	0625	234	1993893	0625	234	8000158	12720	285	8200054	12957	281
1993761	0625	234	1993894	0625	234	8000159	10003	277	8200054	1679	263
1993762	0625	234	1993898	0624	234	8000159	12720	285	8200054	1805	269
1993763	0624	234	1993901	0624	234	8000169	1800	269	8200064	12955	281
1993764	0624	234	1993902	0624	234	8000180	10003	277	8200064	1679	263
1993767	0625	234	1993903	0625	234	8000188	10003	277	8200064	1805	269
1993768	0624	234	1993905	0625	234	8000188	12720	285	8200065	1679	263
1993769	0625	234	1993909	0624	234	8000203	1614	260	8200065	1805	269
1993770	0624	234	1993910	0624	234	8000287	10003	277	8200072	13130	282
1993774	0914	244	1993911	0624	234	8000300	1800	269	8200072	1809	269
1993778	0624	234	1993914	0625	234	8000321	0756	238	8200075	13138	282
1993784	0914	244	1993917	0625	234	8000340	1800	269	8200075	1809	269
1993789	0625	234	1993918	0624	234	8000357	1770	268	8200077	13138	282
1993790	0625	234	1993920	0624	234	8000444	1745	266	8200077	1809	269
1993791	0624	234	1993921	0625	234	8000465	1923	275	8200078	13138	282
1993792	0625	234	1993926	0624	234	8000534	1794	269	8200078	1809	269
1993793	0625	234	1993928	0624	234	8000567	1840	271	8200081	13118	282
1993794	0624	234	1993931	0624	234	8000660	1745	266	8200081	13130	282
1993799	0625	234	1993947	0625	234	8000837	1794	269	8200081	1810	270
1993800	0625	234	1993950	0625	234	8000868	1940	276	8200081	1811	270
1993801	0914	244	1993951	0625	234	8000890	12720	285	8200085	13118	282
1993817	0625	234	1993953	0624	234	8000891	12720	285	8200085	13130	282
1993818	0625	234	1993954	0625	234	8000893	12720	285	8200085	1810	270
1993819	0625	234	1993955	0625	234	8000944	12720	285	8200085	1811	270
1993826	0914	244	1993956	0625	234	8000959	1614	260	8200087	13118	282
1993827	0626	234	1993957	0625	234	8000978	12720	285	8200087	13130	282
1993829	0625	234	1993958	0624	234	8000981	12720	285	8200087	1810	270
1993831	0624	234	1993963	0625	234	8200003	12961	281	8200087	1811	270

Remy	Nº ZEN	Pg.	Remy	Nº ZEN	Pg.	Remy	Nº ZEN	Pg.	Remy	Nº ZEN	Pg.
8200090	13117	282	8200296	1679	263	8200478	1679	263	8200889	1679	263
8200090	13131	282	8200296	1805	269	8200478	1805	269	8200889	1805	269
8200090	1810	270	8200297	12954	281	8200486	13130	282	8200890	1679	263
8200090	1811	270	8200297	1679	263	8200486	1809	269	8200890	1805	269
8200101	13118	282	8200297	1805	269	8200495	12957	281	8201047	13462	283
8200101	13130	282	8200308	13117	282	8200495	1679	263	8600612	1810	270
8200101	1810	270	8200308	1810	270	8200495	1805	269	9000751	0752	238
8200101	1811	270	8200326	12956	281	8200511	12961	281	9000756	0752	238
8200103	1679	263	8200326	1679	263	8200511	1679	263	9000758	0752	238
8200103	1805	269	8200326	1805	269	8200511	1805	269	9000773	0611	233
8200138	12954	281	8200329	13119	282	8200512	12954	281	9000786	0756	238
8200138	1679	263	8200329	1810	270	8200512	1679	263	9000794	0770	239
8200138	1805	269	8200330	13117	282	8200512	1805	269	9000794	12720	285
8200182	13130	282	8200330	1810	270	8200519	13119	282	9000794	12721	286
8200182	1811	270	8200331	12955	281	8200519	1810	270	9000794	12722	286
8200196	12957	281	8200331	1679	263	8200564	1679	263	9000796	0756	238
8200196	1679	263	8200331	1805	269	8200564	1805	269	9000798	0756	238
8200196	1805	269	8200356	13130	282	8200572	13118	282	9000804	0756	238
8200201	13117	282	8200356	1809	269	8200572	13130	282	9000805	0774	239
8200201	13131	282	8200357	12956	281	8200572	1810	270	9000806	0756	238
8200201	1810	270	8200357	1679	263	8200572	1811	270	9000812	0774	239
8200201	1811	270	8200357	1805	269	8200605	13117	282	9000819	0756	238
8200223	1811	270	8200386	12957	281	8200605	1810	270	9000820	0756	238
8200231	12956	281	8200386	1679	263	8200606	13118	282	9000821	0756	238
8200231	1679	263	8200386	1805	269	8200606	1810	270	9000822	0756	238
8200231	1805	269	8200387	1679	263	8200699	13117	282	9000834	0756	238
8200242	13138	282	8200387	1805	269	8200699	1810	270	9000835	0756	238
8200242	1809	269	8200400	12957	281	8200719	13117	282	9000836	0958	246
8200287	13119	282	8200400	1679	263	8200719	1810	270	9000841	0958	246
8200287	13132	282	8200400	1805	269	8200733	1809	269	9000846	0770	239
8200287	1810	270	8200417	13118	282	8200750	13104	282	9000846	12720	285
8200287	1811	270	8200417	13130	282	8200770	13105	282	9000846	12721	286
8200288	13117	282	8200417	1810	270	8200771	13106	282	9000846	12722	286
8200288	13131	282	8200417	1811	270	8200816	1679	263	9000850	0756	238
8200288	1810	270	8200421	1810	270	8200816	1805	269	9000851	0756	238
8200288	1811	270	8200431	13117	282	8200826	1679	263	9000853	0756	238
8200289	13117	282	8200431	1810	270	8200826	1805	269	9000854	0958	246
8200289	13131	282	8200433	13118	282	8200848	1679	263	9000857	0958	246
8200289	1810	270	8200433	1810	270	8200848	1805	269	9000858	0958	246
8200289	1811	270	8200434	13119	282	8200853	1679	263	9000860	0756	238
8200290	13117	282	8200434	1810	270	8200853	1805	269	9000869	1614	260
8200290	13131	282	8200435	13118	282	8200854	1679	263	9000871	0958	246
8200290	1810	270	8200435	1810	270	8200854	1805	269	9000872	0958	246
8200290	1811	270	8200436	1810	270	8200875	1679	263	9000873	0958	246
8200291	13118	282	8200446	13118	282	8200875	1805	269	9000879	0958	246
8200291	13130	282	8200446	1810	270	8200882	1679	263	9000880	0958	246
8200291	1810	270	8200468	1810	270	8200882	1805	269	9000882	0958	246
8200291	1811	270	8200469	13118	282	8200884	1679	263	9000884	0958	246
8200292	12955	281	8200469	13130	282	8200884	1805	269	9000885	0958	246
8200292	1679	263	8200469	1810	270	8200885	1679	263	9000890	10003	277
8200292	1805	269	8200469	1811	270	8200885	1805	269	9000891	10003	277
8200295	12961	281	8200474	12957	281	8200886	1679	263	9000893	10003	277
8200295	1679	263	8200474	1679	263	8200886	1805	269	9000902	10003	277
8200295	1805	269	8200474	1805	269	8200887	1679	263	9000932	10003	277
8200296	12954	281	8200478	12955	281	8200887	1805	269	9000934	10003	277

Remy	Nº ZEN	Pg.	Remy	Nº ZEN	Pg.	Remy	Nº ZEN	Pg.	Remy	Nº ZEN	Pg.
9000944	10003	277	10478831	0625	234	10479615	1194	254	19011521	1810	270
9000948	12720	285	10478846	0556	231	10479616	0722	237	19011521	1811	270
9000952	10003	277	10478853	0556	231	10479617	1194	254	19011522	13117	282
9000965	0756	238	10478862	0555	231	10479618	1194	254	19011522	13131	282
9000967	10003	277	10478862	0556	231	10479619	0645	235	19011522	1810	270
9000978	10003	277	10478890	0625	234	10479620	0651	235	19011522	1811	270
9000981	10003	277	10478894	0110	220	10479620	1197	254	19011523	13117	282
DRS3798	1958	277	10478894	9074	279	10479621	0629	234	19011523	13131	282
DRS3985	1756	267	10478898	1210	255	10479623	0722	237	19011523	1810	270
10452345	10003	277	10478911	0110	220	10479625	1194	254	19011523	1811	270
10455053	0612	233	10478911	9074	279	10479626	0850	242	19011524	13118	282
10455069	0783	240	10478921	0625	234	10479626	0985	247	19011524	13130	282
10455081	0783	240	10478927	0624	234	10479629	0722	237	19011524	1810	270
10455505	0854	243	10478928	0625	234	10479634	0629	234	19011527	13117	282
10455711	1680	263	10478929	0625	234	10479634	1194	254	19011527	13131	282
10461001	0625	234	10478930	0625	234	10479638	1194	254	19011527	1810	270
10461002	0625	234	10478949	0624	234	10479641	1194	254	19011527	1811	270
10461003	0625	234	10478953	0625	234	10479645	1112	252	19011529	13117	282
10461005	0625	234	10478957	0625	234	10479650	0985	247	19011529	13131	282
10461006	0625	234	10478960	0624	234	10479651	1112	252	19011529	1810	270
10461007	0624	234	10478961	1205	254	10479652	1112	252	19011529	1811	270
10461008	0624	234	10478976	0625	234	10479654	0985	247	19024013	0133	220
10461010	0624	234	10478981	0626	234	10479655	0722	237	19024016	0133	220
10461013	0624	234	10478986	0110	220	19011400	1679	263	19024038	0133	220
10461015	0625	234	10478986	9074	279	19011400	1805	269	19024063	0133	220
10461016	0624	234	10478998	0110	220	19011402	1679	263	19024064	0133	220
10461018	0624	234	10478998	9074	279	19011402	1805	269	19024071	0133	220
10461039	0625	234	10479014	0624	234	19011403	1679	263	19024076	0133	220
10461044	0625	234	10479015	0625	234	19011403	1805	269	19024077	0133	220
10461069	0625	234	10479016	0625	234	19011407	1679	263	19024079	0133	220
10461417	1205	254	10479020	0625	234	19011407	1805	269	19024087	0133	220
10465151	1194	254	10479034	0624	234	19011507	13131	282	19024135	0133	220
10465167	0756	238	10479035	0625	234	19011507	1811	270	19024180	0133	220
10465293	0756	238	10479036	0625	234	19011509	13131	282	19024801	0133	220
10465294	0774	239	10479054	0625	234	19011509	1811	270	19026027	13138	282
10465309	0756	238	10479068	0625	234	19011511	13130	282	19026027	1809	269
10465314	1194	254	10479069	0625	234	19011511	1811	270	19026035	1809	269
10465386	0756	238	10479109	1205	254	19011512	13130	282	21020892	0752	238
10465554	0756	238	10479196	0624	234	19011512	1811	270	21020893	0752	238
10478802	0110	220	10479292	1205	254	19011513	13130	282	21021366	0752	238
10478802	9074	279	10479302	0624	234	19011513	1811	270	21021648	0752	238
10478805	0624	234	10479310	1205	254	19011514	13119	282	24506694	0958	246
10478806	0625	234	10479600	0723	237	19011514	13132	282	82000436	13119	282
10478811	0624	234	10479604	1194	254	19011514	1810	270	94123387	0946	246
10478813	0110	220	10479605	0721	237	19011514	1811	270	96051950	0576	232
10478813	9074	279	10479606	0650	235	19011518	13117	282	96062498	0576	232
10478814	0625	234	10479606	1196	254	19011518	13131	282	DR35050VL	13462	283
10478818	1205	254	10479607	0649	235	19011518	1810	270	Renault	Nº ZEN	Pg.
10478819	0625	234	10479607	1195	254	19011518	1811	270	233002654R	1838	271
10478824	0110	220	10479608	0721	237	19011519	13117	282	233003329R	1756	267
10478824	9074	279	10479611	0722	237	19011519	13131	282	5000046311	0308	224
10478825	0624	234	10479612	0721	237	19011519	1810	270	5000240884	0308	224
10478826	0624	234	10479613	0650	235	19011519	1811	270	7700525547	0308	224
10478829	0110	220	10479613	1196	254	19011521	13117	282	7702227059	0945	246
10478829	9074	279	10479614	1194	254	19011521	13131	282	8200568535	1838	271

Renault	Nº ZEN	Pg.	Suzuki	Nº ZEN	Pg.	Toyota	Nº ZEN	Pg.	Toyota	Nº ZEN	Pg.
8201036311	1838	271	31100M86J10	1752	267	2810010040	1722	266	2810024030	0184	221
233003400A9	1838	271	31100M86J11	1752	267	2810010040	9186	279	2810024031	0184	221
Romaine	Nº ZEN	Pg.	31100M86J12	1752	267	2810010060	0947	246	2810024060	0184	221
4117138	9702	280	31100T55L00	1899	274	2810010060	1722	266	2810024061	0184	221
4117847	1548	258	3110055L00000	1899	274	2810012030	0184	221	2810024070	0184	221
Rotax	Nº ZEN	Pg.	31100T55L01000	1899	274	2810012040	0184	221	2810024080	0184	221
684282	1941	276	Thermo King	Nº ZEN	Pg.	2810013010	0947	246	2810024090	0184	221
Rover	Nº ZEN	Pg.	442918	0376	226	2810013010	1722	266	2810024100	0184	221
GNU4558	1958	277	445443	0376	226	2810013010	9186	279	2810024680	0184	221
NAD100580	1958	277	451229	0792	240	2810015020	0947	246	2810025010	0184	221
77AD100580	1958	277	451229	9526	280	2810015020	1722	266	2810025011	0184	221
Saab	Nº ZEN	Pg.	451263	0792	240	2810015020	9186	279	2810025012	0184	221
32006007	1945	276	451263	9526	280	2810015040	0947	246	2810026020	0184	221
Scania	Nº ZEN	Pg.	451285	0792	240	2810015040	1722	266	2810026021	0184	221
183868	0308	224	451285	9526	280	2810015040	9186	279	2810026022	0184	221
188486	0308	224	451671	0792	240	2810015050	0184	221	2810026031	0327	225
Sisu Diesel	Nº ZEN	Pg.	451993	0792	240	2810015070	0947	246	2810026043	9186	279
836673289	1701	264	8451263	0792	240	2810015070	1722	266	2810026053	9186	279
836673290	1698	264	8451285	0792	240	2810015070	9186	279	2810026061	9186	279
836866817	1698	264	10451285	0792	240	2810015130	0947	246	2810026063	9186	279
836867365	1701	264	10451671	0792	240	2810015130	1722	266	2810026070	9186	279
Ssangyong	Nº ZEN	Pg.	10451993	0792	240	2810015130	9186	279	2810026100	9186	279
6611513201	1886	273	41044000	0792	240	2810015140	0184	221	2810026110	9186	279
6611513801	1614	260	Tigershark	Nº ZEN	Pg.	2810015180	0947	246	2810026120	9186	279
66115141101	1614	260	3008093	1036	249	2810015180	1722	266	2810027010	0947	246
A6711510201	1959	277	3008327	1036	249	2810015180	9186	279	2810027010	1722	266
Steyr	Nº ZEN	Pg.	3008536	1036	249	2810016020	0947	246	2810027030	0947	246
6090926	0308	224	Toro	Nº ZEN	Pg.	2810016020	1722	266	2810027030	1722	266
Subaru	Nº ZEN	Pg.	NN10268	0943	246	2810016020	9186	279	2810027050	0947	246
Towmotor	Nº ZEN	Pg.	Toyota	Nº ZEN	Pg.	2810016080	0947	246	2810027050	1722	266
429916400	0517	230	281002470	0184	221	2810016080	1722	266	2810027050	9186	279
429916500	0517	230	248100D100	1547	258	2810016080	9186	279	2810027060	0947	246
429916700	0517	230	2801154010	1827	270	2810016110	0947	246	2810027060	1722	266
429916710	0517	230	2801177090	1827	270	2810016110	1722	266	2810031010	0947	246
829914120	0341	225	2802121060	1841	271	2810016270	0818	241	2810031010	1722	266
829918600	0341	225	281000B020	1107	251	2810017080	1830	271	2810031625	1827	270
23300AA040	0600	233	281000C060	0998	248	2810020550	9186	279	2810032021	0184	221
23300AA460	1945	276	281000C120	1914	274	2810020551	9186	279	2810032080	1827	270
23300KA010	0517	230	281000D030	1547	258	2810020552	9186	279	2810033011	0327	225
23300KA270	0517	230	281000D080	1841	271	2810021030	0184	221	2810034044	9186	279
23300KA290	0517	230	281000D090	1813	270	2810022010	0184	221	2810034052	9186	279
Suzuki	Nº ZEN	Pg.	281000D100	1547	258	2810022011	0184	221	2810034060	0947	246
3110050A10	0617	233	281000D090	1813	270	2810022012	0184	221	2810034060	1722	266
3110055L00	1899	274	281000D100	1547	258	2810022020	0184	221	2810034060	9186	279
3110055L01	1899	274	281000G020	1857	272	2810022021	0184	221	2810034070	0140	221
3110060A11	0617	233	281000G040	1884	273	2810022022	0184	221	2810034080	0947	246
3110060A20	0617	233	281000Q012	1925	275	2810022060	1827	270	2810034080	1722	266
3110060A21	0617	233	281000Q090	1720	265	2810022060	9301	279	2810034080	9186	279
3110060AC1	0617	233	281000T090	1720	265	2810022061	1827	270	2810034100	0947	246
3110063210	0184	221	281000Y070	0809	241	2810022090	1841	271	2810034100	1722	266
3110071J00	0519	230	2810010012	0184	221	2810023010	0184	221	2810036020	0327	225
3110080091	0450	228	2810010013	0184	221	2810023012	0184	221	2810036040	0327	225
3110082010	0576	232	2810010040	0947	246	2810024012	0184	221	2810040011	0327	225
3110082011	0576	232				2810024020	0184	221	2810040012	0327	225
3110083010	0450	228				2810024022	0184	221	2810040013	0327	225
3110083021	0450	228									

Toyota	Nº ZEN	Pg.	Toyota	Nº ZEN	Pg.	Toyota	Nº ZEN	Pg.	Toyota	Nº ZEN	Pg.
2810040015	0327	225	2810054010	1827	270	2810056281	1827	270	2810073010	0947	246
2810040040	0184	221	2810054010	9301	279	2810056290	1827	270	2810073010	1722	266
2810040041	0327	225	2810054023	1827	270	2810056320	1827	270	2810075050	0818	241
2810040050	0184	221	2810054032	1827	270	2810056330	1827	270	2810075190	1813	270
2810040061	0140	221	2810054042	1827	270	2810056340	1827	270	2810076060	0818	241
2810040290	1827	270	2810054052	1827	270	2810060010	0184	221	2810076070	0818	241
2810040291	1827	270	2810054061	1827	270	2810060042	0140	221	2810077090	1827	270
2810040510	1827	270	2810054061	9301	279	2810060070	0947	246	2810078502	1827	270
2810041010	0184	221	2810054090	1827	270	2810060070	1722	266	2810087104	0184	221
2810041011	0184	221	2810054090	9301	279	2810060070	9186	279	2810087601	1827	270
2810041013	0327	225	2810054100	0921	245	2810063020	0947	246	2810087701	0341	225
2810041020	0327	225	2810054100	1215	255	2810063020	1722	266	2810087702	0341	225
2810041060	0947	246	2810054120	1827	270	2810063020	9186	279	2810087725	1895	274
2810041060	1722	266	2810054130	1827	270	2810063050	0947	246	2810096502	1827	270
2810041060	9186	279	2810054140	1827	270	2810063050	1722	266	2830023040	1827	270
2810042010	0327	225	2810054160	1827	270	2810063050	9186	279	2830023041	1827	270
2810042020	0327	225	2810054170	0921	245	2810064010	1827	270	2830031960	1827	270
2810042021	0140	221	2810054170	1215	255	2810064010	9678	280	28100-0L200	1919	275
2810042021	0327	225	2810054190	1827	270	2810064040	9678	280	28100045033	0327	225
2810042040	0947	246	2810054210	1827	270	2810064070	1827	270	28100240012	0184	221
2810042040	1722	266	2810054220	1827	270	2810064070	9678	280	28100240060	0184	221
2810042050	0947	246	2810054250	1827	270	2810064080	1827	270	2810047090C	1827	270
2810042050	1722	266	2810054300	1827	270	2810064090	1827	270	2810047090C	9301	279
2810042800	1827	270	2810054320	1827	270	2810064100	1827	270	281000D08084	1841	271
2810042800	9301	279	2810054370	1827	270	2810064100	9678	280	281002206171F	1827	270
2810044030	0947	246	2810054380	9678	280	2810064110	9678	280	TRW	Nº ZEN	Pg.
2810044030	1722	266	2810054390	1827	270	2810064130	9678	280	LRS661	9702	280
2810044041	0140	221	2810054430	1827	270	2810064140	9678	280	Unipoint	Nº ZEN	Pg.
2810044050	0947	246	2810054470	1827	270	2810064190	9678	280	STR3302	1796	269
2810044050	1722	266	2810056030	1827	270	2810064200	9678	280	STR8044	1723	266
2810045020	0327	225	2810056060	1827	270	2810064210	9678	280	United Technologies	Nº ZEN	Pg.
2810045021	0327	225	2810056070	1827	270	2810064310	9678	280	6743040	1453	256
2810045030	9186	279	2810056071	1827	270	2810072010	0947	246	6743240	1454	256
2810045031	9186	279	2810056100	1827	270	2810072010	1722	266	6767540	1453	256
2810045032	9186	279	2810056101	1827	270	2810072010	9186	279	6873740	1453	256
2810045033	0327	225	2810056110	1827	270	2810072020	0947	246	7005840	1453	256
2810045033	0947	246	2810056111	1827	270	2810072020	1722	266	10153340	1453	256
2810045033	1722	266	2810056120	1827	270	2810072020	9186	279	10153440	1453	256
2810045050	0947	246	2810056131	1827	270	2810072030	0947	246	10153540	1454	256
2810045050	1722	266	2810056132	1827	270	2810072030	1722	266	Utms	Nº ZEN	Pg.
2810046030	1827	270	2810056140	1827	270	2810072040	0947	246	MFJ6501	0930	245
2810046040	0327	225	2810056150	1827	270	2810072040	1722	266	Valeo	Nº ZEN	Pg.
2810046040	1827	270	2810056151	1827	270	2810072050	0947	246	D6G1	1752	267
2810046100	0818	241	2810056161	1827	270	2810072050	1722	266	D6G3	1752	267
2810046120	0818	241	2810056171	1827	270	2810072060	0947	246	D6G5	1752	267
2810046140	0818	241	2810056180	1827	270	2810072060	1722	266	D7E1	0965	247
2810047020	0327	225	2810056181	1827	270	2810072070	0947	246	D7E2	1152	252
2810047030	1827	270	2810056220	1827	270	2810072070	1722	266	D7E4	0843	242
2810047060	1827	270	2810056221	1827	270	2810072090	0947	246	D7E5	0965	247
2810047090	1827	270	2810056222	1827	270	2810072090	1722	266	D7E6	0843	242
2810047091	1827	270	2810056240	1827	270	2810072090	9186	279	D7E8	0843	242
2810048011	1827	270	2810056241	1827	270	2810072100	0947	246	D7G3	1812	270
2810049090	0818	241	2810056242	1827	270	2810072100	1722	266	D7R1	1074	251
2810051031	0947	246	2810056260	1827	270	2810072110	0947	246	D7R2	1074	251
2810051031	1722	266	2810056270	1827	270	2810072110	1722	266	D7R3	1074	251

Valeo	Nº ZEN	Pg.	Valeo	Nº ZEN	Pg.	Valeo	Nº ZEN	Pg.	Valeo	Nº ZEN	Pg.
D7R4	1074	251	D7R40	1023	249	D6RA41	0775	239	D6RA104	1822	270
D7R5	1023	249	D7R43	1023	249	D6RA45	0775	239	D6RA105	1822	270
D7R8	1023	249	D7R46	1023	249	D6RA48	0747	238	D6RA107	1209	255
D7R9	1023	249	D7R49	1023	249	D6RA51	0775	239	D6RA110	1822	270
D8R1	1607	260	D7R53	1607	260	D6RA53	0787	240	D6RA115	1822	270
D8R1	1692	264	D7R53	1692	264	D6RA56	1209	255	D6RA133	1209	255
BD7R1	0843	242	D7R56	1607	260	D6RA57	0775	239	D6RA141	0787	240
D6G32	1752	267	D7R57	1607	260	D6RA59	0747	238	D6RA162	1209	255
D6G33	1752	267	D8R27	1023	249	D6RA61	0747	238	D6RA183	1209	255
D6G98	1752	267	D8R49	1023	249	D6RA62	1209	255	D6RA511	0787	240
D6RA5	0775	239	D9R73	0656	235	D6RA63	0787	240	D6RA571	0787	240
D6RA6	0747	238	D9R89	0961	247	D6RA66	0775	239	D6RA572	0787	240
D6RA6	0775	239	D9R90	0647	235	D6RA72	0775	239	D6RA661	0787	240
D7E10	1064	250	D9R91	0657	235	D6RA76	1839	271	D6RA721	0787	240
D7E11	1064	250	D9R99	0647	235	D6RA77	1839	271	D7RS129	1926	275
D7E15	0843	242	D9R99	0961	247	D6RA78	1839	271	TS12E10	1756	267
D7E16	0965	247	ND161	1162	252	D6RA79	1839	271	TS12E36	1765	267
D7E17	0843	242	TS8E2	1763	267	D6RA82	1209	255	TS14E15	1848	271
D7E18	0843	242	TS8E6	1763	267	D6RA83	1209	255	TS18E13	1812	270
D7E19	1064	250	VS573	1958	277	D7RE46	1023	249	TS22E20	1776	268
D7E22	1064	250	438158	1607	260	D7RS29	1926	275	TS22E26	1758	267
D7E23	0965	247	438162	1607	260	D7RS30	1926	275	TS22E5B	1838	271
D7E24	0965	247	438166	1812	270	D7RS31	1926	275	TSC1010	1755	267
D7E27	1064	250	438184	1930	275	D9E123	0287	223	TSC1015	1755	267
D7E33	1533	258	438186	1607	260	D9R112	0961	247	TSC10B1	1825	270
D7E34	1533	258	438189	1812	270	D9R118	0961	247	TSC10R6	1934	276
D7E35	0965	247	455899	1607	260	D9R119	0961	247	TSC10R7	1893	273
D7E37	0965	247	455954	1607	260	D9R134	0656	235	TSL1210	1915	274
D7E39	0965	247	458172	1607	260	D9R135	0961	247	93264950	0843	242
D7E43	1533	258	458178	1607	260	D9R142	1162	252	DSL42350	1607	260
D7E45	1533	258	458185	1812	270	D9R149	0961	247	TS12ER20	1891	273
D7E47	1064	250	458231	1930	275	FS10B2	1791	269	TS12ER25	1891	273
D7E48	1064	250	458237	1812	270	FS10B3	1735	266	TS14E110	1812	270
D7E52	0965	247	458288	1958	277	FS10B4	1755	267	TS22ER12	1768	268
D7E56	1534	258	458607	1958	277	FS14B1	1787	269	TS22ER13	1768	268
D7ES6	1534	258	495109	1934	276	FS14B2	1788	269	26024242A	1950	276
D7G11	1618	261	495111	1915	274	TS10E1	1925	275	D13E117TE	0117	220
D7G26	1812	270	495117	1788	269	TS12E9	1756	267	D13E118TE	0117	220
D7GS9	1930	275	BD7E10	1064	250	TS18E1	1910	274	D13E119TE	0117	220
D7R11	1074	251	BD7E17	0843	242	TS2232	1838	271	D13E120TE	0117	220
D7R12	1023	249	D6GS11	1890	273	TS22E5	1838	271	D13E121TE	0117	220
D7R13	1023	249	D6GS12	1890	273	TS22E8	1838	271	D13E122TE	0117	220
D7R15	1074	251	D6GS13	1890	273	TS22E9	1838	271	D13E123TE	0117	220
D7R16	1023	249	D6GS14	1891	273	1195239	1778	268	3610042350	1607	260
D7R18	1023	249	D6RA12	0775	239	1195411	1788	269	361004A200	1872	272
D7R19	1458	256	D6RA16	0775	239	1195921	1775	268	8200225336	1618	261
D7R20	1023	249	D6RA18	0775	239	1195922	1775	268	ESW20ER121	1824	270
D7R24	1074	251	D6RA20	0775	239	1201942	1777	268	8V2111000BC	1756	267
D7R25	1023	249	D6RA23	0775	239	1201952	1777	268	8V2111000BD	1756	267
D7R26	1023	249	D6RA26	0775	239	1206997	1946	276	8V2111000BE	1756	267
D7R27	1023	249	D6RA32	0747	238	1250313	1771	268	TM000A34001	1705	265
D7R28	1458	256	D6RA33	0747	238	1250902	1950	276	TM000A36101	1607	260
D7R33	1074	251	D6RA37	0775	239	D6GC211	1873	272	36100DSL42350	1607	260
D7R34	1607	260	D6RA38	0775	239	D6GS14M	1891	273	Váltra	Nº ZEN	Pg.
D7R34	1692	264	D6RA39	0747	238	D6RA101	1822	270	221561	1699	264

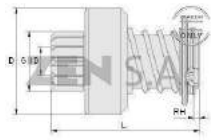
Valtra	Nº ZEN	Pg.
83645200	1699	264
83646400	1701	264
83646500	1698	264
Visteon	Nº ZEN	Pg.
1C3U11000AA	1081	251
1C3U11000AB	1081	251
1C3U11000AC	1081	251
1C3U11000AD	1081	251
1C3U11000AE	1081	251
1C3Z11002AA	1081	251
2C2411000AA	1081	251
Volga	Nº ZEN	Pg.
623708	1175	253
4216370801	1175	253
Volkswagen	Nº ZEN	Pg.
495107	1893	273
02M911024	1856	272
02A911023L	0937	245
2H0911023	1768	268
02M911021B	1891	273
02M911021H	1803	269
02M911021J	1934	276
02M911023M	1891	273
02M911024Q	1803	269
02M911024R	1803	269
02T911021E	1893	273
02T911023E	1069	250
02T911023Q	1534	258
2TO911335	1091	251
5U0911023	1712	265
5U0911335	1712	265
068911024L	1930	275
069911023E	1480	257
02M911023MX	1891	273
2W0911023C	1604	260
068911024LX	1930	275
2H0911023AX	1768	268
Volvo	Nº ZEN	Pg.
240847	0308	224
241599	0308	224
243007	0308	224
243043	0308	224
243326	0308	224
420760	1827	270
1328391	9702	280
1328396	9702	280
1676822	1827	270
4785539	0308	224
4785541	0308	224
5003003	9702	280
8192262	1827	270
11127679	13462	283
132839-6	9702	280
20430564	13462	283
50030030	9702	280

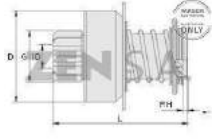
Volvo	Nº ZEN	Pg.
5003003-0	9702	280
WAI	Nº ZEN	Pg.
21289HI	9702	280
22332MT	1548	258
Wapsa	Nº ZEN	Pg.
MPB1	0024	217
MPB1	1359	256
MPB2	0024	217
MPB2	1359	256
MPB3	0056	218
MPB4	0056	218
MPB5	0073	219
MPB9	0085	219
MPC1	0022	217
MPE1	0193	222
MPF6	0001	217
MPF7	0001	217
MPF8	0024	217
MPF8	1359	256
MPN2	0024	217
MPN2	1359	256
MPT2	0025	217
MWC2	0084	219
MALF2	0001	217
MALF3	0001	217
MALI1	0022	217
MALP2	0024	217
MALP2	1359	256
MALT1	0025	217
MALW2	0001	217
MALW3	0001	217
MPB11	0024	217
MPB11	1359	256
MPB13	0084	219
MPB17	0024	217
MPB17	1359	256
MPB18	0024	217
MPB18	1359	256
MPB19	0025	217
MPB22	0070	219
MPB23	0024	217
MPB23	1359	256
MPB25	0193	222
MPB27	0193	222
MPB30	0085	219
MPB31	0024	217
MPB31	1359	256
MPB33	0024	217
MPB33	1359	256
MPB35	0126	220
MPB36	0114	220
MPB38	0125	220
MPB42	0085	219
MPB47	0186	222
MPB48	0186	222


Wapsa	Nº ZEN	Pg.
MPB49	0024	217
MPB49	1359	256
MPB50	0024	217
MPB50	1359	256
MPB55	0070	219
MPB59	0024	217
MPB59	1359	256
MPB60	0024	217
MPB60	1359	256
MPB63	0024	217
MPB63	1359	256
MPB66	0505	230
MPB68	0085	219
MPB70	0024	217
MPB70	1359	256
MPC1N	0086	219
MPC69	0024	217
MPC69	1359	256
MPMF3	0024	217
MPMF3	1359	256
MPT2N	0025	217
MWB14	0104	219
MWB17	0348	225
MWB18	0328	225
MWB19	0329	225
MWB21	0328	225
MWB23	0293	224
MWB25	0293	224
MWV12	0192	222
MALBD1	0022	217
MALBD2	0022	217
MALMF2	0024	217
MALMF2	1359	256
MALTF1	0024	217
MALTF1	1359	256
MALTF2	0024	217
MALTF2	1359	256
MALW12	0001	217
MALW14	0001	217
MALW3N	0056	218
MWV12F	0192	222
MALMWM3	0025	217
MALMWM4	0025	217
MPJ1074	0024	217
MPJ1074	1359	256
Whatcom	Nº ZEN	Pg.
22958	1548	258
White	Nº ZEN	Pg.
207000396	0567	232
Wilson	Nº ZEN	Pg.
91251101	9702	280
Woodauto	Nº ZEN	Pg.
STR72029	9702	280
Worldwide	Nº ZEN	Pg.
16942	9702	280

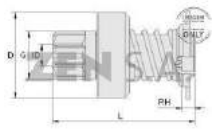
Worldwide	Nº ZEN	Pg.
17754	1548	258
Yale	Nº ZEN	Pg.
220002397	0567	232
220007252	0567	232
220007343	0567	232
220007347	0567	232
220007359	0567	232
220007362	0567	232
Yamaha	Nº ZEN	Pg.
6k8818071000	0754	238
Yanmar	Nº ZEN	Pg.
11913177010	1858	272
ZEN	Nº ZEN	Pg.
12716	0773	239
12723	1218	255
ZM	Nº ZEN	Pg.
8148001	1733	266
8148002	1733	266

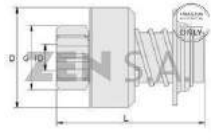
T	G	L	SPL	ID	D	RH	CW/CCW
Nº de Dentes # Of Pinon Teeth # De Los Dientes Del Piñón	Diâmetro Externo (mm) Pinon O.D. Piñon-Dimension	Comprimento (mm) Length Largo	Nº de Estrial # Of Splines # De Estrías	Diâmetro da Bucha (mm) Pinon I.D. Pinõn-Dimensiõn Interna	Diâmetro da Capa (mm) Drive O.D. Dimensõn Externa	Profundidade de Rebaixo Height of Rabbet Altura Del Rebajo	Horário/Anti Horário Clockwise/Counter Clockwise Horario/Antihorario

Nº ZEN	T	G	L	SPL	ID	D	RH	CW/CCW	Familia/Family/Familia	001
0108	9	25.8	64	10	12	46.7	2.5	Horário		
0111	11	29.5	64	10	12	46.5	2.5	Horário		
0292	9	25.8	64	10	11	46.5	2.5	Horário		
0325	9	25.8	62	10	12	46.5	3	Horário		
0361	9	29.64	64	10	12	46.5	2.5	Horário		
0417	9	34.8	64	10	12	54.5	2.5	Horário		
0442	9	25.8	64	10	12	46.7	3	Anti-horário		
0638	9	34.4	64	10	12	46.5	2.5	Horário		
0857	9	25.8	64	10	12	46.5		Horário		
0874	8	28.2	64.5	10	12	46.5	2.5	Horário		
0893	10	31.7	64	10	12	46.5	2.5	Horário		
0931	10	33	75	10	12	54.5		Horário		
0996	10	32	64	10	12	46.5	2.5	Horário		

Nº ZEN	T	G	L	SPL	ID	D	RH	CW/CCW	Familia/Family/Familia	002
0068	9	25.8	64	10	12	46.5	2.5	Horário		
0323	9	25.8	62	10	11	46.5	3	Anti-horário		

Nº ZEN	T	G	L	SPL	ID	D	RH	CW/CCW	Familia/Family/Familia	003
0221	9	25.8	64	10	12	46.5	2.5	Horário		
0222	10	26.82	64	10	12	46.5	2.5	Horário		

Nº ZEN	T	G	L	SPL	ID	D	RH	CW/CCW	Familia/Family/Familia	004
0135	9	25.8	77	12	12	46.5	7	Horário		
0905	10	27.94	77	12	12	46.5	7	Horário		

Nº ZEN	T	G	L	SPL	ID	D	RH	CW/CCW	Familia/Family/Familia	005
0162	9	29.64	64.5	9	12.06	46.6		Horário		
0238	9	25.8	64	9	12.06	46.5		Horário		
0445	9	25.8	61.5	9	12.06	46.5		Horário		

T	G	L	SPL	ID	D	RH	CW/CCW
Nº de Dentes # Of Pinon Teeth # De Los Dientes Del Pinón	Diâmetro Externo (mm) Pinon O.D. Piñon-Dimension	Comprimento (mm) Length Largo	Nº de Estrial # Of Splines # De Estrías	Diâmetro da Bucha (mm) Pinon I.D. Pinón-Dimensión Interna	Diâmetro da Capa (mm) Drive O.D. Dimensión Externa	Profundidade de Rebaixo Height of Rabbet Altura Del Rebajo	Horário/Anti Horário Clockwise/Counter Clockwise Horario/Antihorario

Nº ZEN	T	G	L	SPL	ID	D	RH	CW/CCW	Familia/Family/Familia	006
0053	9	25.8	71.8	12	12	46.5	7	Horário		
0455	10	27.94	71.8	12	12	46.5	7	Horário		
0681	9	29.64	70	12	12	46.5	7	Horário		

Nº ZEN	T	G	L	SPL	ID	D	RH	CW/CCW	Familia/Family/Familia	007
0065	9	25.816	62	10	11.08	46.3	3	Anti-horário		
0077	9	29.64	64	10	12	46.5	2.5	Horário		
0082	10	26.82	66	10	12	46.5	2.5	Horário		
0139	9	25.8	64	10	12	46.5	2.5	Horário		
0220	10	26.82	64	10	12	46.5		Horário		
0229	9	25.8	74	10	11	46.5	3	Anti-horário		
0307	9	25.8	64	10	12	46.5	2.5	Horário		
0345	9	25.8	64	10	12	46.7	3	Anti-horário		
0676	9	25.8	74	10	12	46.5	2.5	Horário		

Nº ZEN	T	G	L	SPL	ID	D	RH	CW/CCW	Familia/Family/Familia	008
0163	9	34.4	64	10	12	46.5	2.5	Horário		
0653	9	25.8	64	10	12	46.5	2.5	Horário		
0672	9	25.8	60	10	12	46.5		Horário		
0673	11	34.4	64	10	12	46.5	2.5	Horário		
0675	10	33	64	10	12	46.5	2.5	Horário		

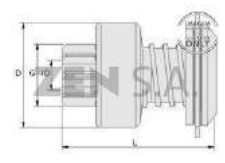
Nº ZEN	T	G	L	SPL	ID	D	RH	CW/CCW	Familia/Family/Familia	009
0115	9	25.8	66	10	12	46.5	2.5	Horário		
0300	9	29.64	64.5	10	12	46.5	2.5	Horário		
0674	9	25.8	66	10	12	46.5	2.5	Horário		

Nº ZEN	T	G	L	SPL	ID	D	RH	CW/CCW	Familia/Family/Familia	010
0213	11	29.5	68	6	14	46.5		Horário		
0389	11	29.5	70.8	6	11.5	46.5	7	Horário		
0397	9	29.64	70.8	6	11.5	46.5	7	Horário		
0408	9	25.8	69	6	11.5	46.5	5	Horário		
0443	9	25.8	62.5	6	12	46.5	3	Horário		
0671	8	28.2	71	6	11.5	46.5	7	Horário		
0714	9	29.64	70.8	6	12	46.5	7	Horário		
0731	9	25.8	68.5	6	12	46.5	5	Horário		
0732	9	25.8	58	6	12	46.5		Horário		

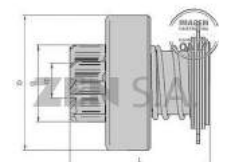
Nº ZEN	T	G	L	SPL	ID	D	RH	CW/CCW	Familia/Family/Familia	011
0540	11	29.5	66.5	6	14	46.5		Anti-horário		
0605	9	25.8	77	6	11	46.5		Anti-horário		
0888	11	41.99	98	3	14.29	59.9		Horário		

T	G	L	SPL	ID	D	RH	CW/CCW
Nº de Dentes # Of Pinon Teeth # De Los Dientes Del Pinón	Diâmetro Externo (mm) Pinon O.D. Piñon-Dimension	Comprimento (mm) Length Largo	Nº de Estrial # Of Splines # De Estrías	Diâmetro da Bucha (mm) Pinon I.D. Pinón-Dimensión Interna	Diâmetro da Capa (mm) Drive O.D. Dimensión Externa	Profundidade de Rebaixo Height of Rabbet Altura Del Rebajo	Horário/Anti Horário Clockwise/Counter Clockwise Horario/Antihorario

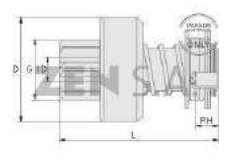
Nº ZEN	T	G	L	SPL	ID	D	RH	CW/CCW	Familia/Family/Familia	012
0608	9	35.5	81.5	6	17	60		Horário		



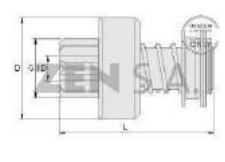
Nº ZEN	T	G	L	SPL	ID	D	RH	CW/CCW	Familia/Family/Familia	013
1104	9	34.8	62	10	12	60	11	Horário		
1117	9	25.8	62	10	12	54.3	11	Horário		
1477	9	29.64	62	10	12	54.3	11	Horário		



Nº ZEN	T	G	L	SPL	ID	D	RH	CW/CCW	Familia/Family/Familia	014
0101	11	41	89	10	14.3	60	20	Horário		
0105	9	34.8	91	10	14.3	60	13	Horário		
0118	10	40	91	10	14.26	60	13	Horário		
0153	13	46	91	10	14.26	60	13	Horário		
0155	10	40	73	12	17	60		Horário		
0301	9	34.8	91	10	14.26	60	25	Horário		
0302	10	40	91	10	14.26	60	25	Horário		
0303	12	46	94	10	14.3	60	13	Horário		
0304	10	32	91	10	14.26	60	25	Horário		
0308	9	34.8	91	10	14.26	60	13	Horário		
0310	9	34.8	75	10	14.3	60	6	Horário		
0312	9	34.8	75	10	14.3	60	6	Horário		
0313	12	46.3	75	10	14.3	60	6	Horário		
0315	9	34.8	91	10	14.3	60	13	Horário		
0316	11	41	91	10	14.3	60	25	Horário		
0319	9	25.8	73	10	12	54.5	6	Horário		
0392	11	41	91	10	14.3	60	13	Horário		
0497	10	32	91	10	14.26	60	13	Horário		
0661	10	39	91	10	14.3	60	13	Horário		
0748	10	37.8	91	10	14.3	60	13	Horário		
1364	9	34.8	91	10	14.3	60	13	Horário		
1372	10	37.8	91	10	14.3	60	13	Horário		

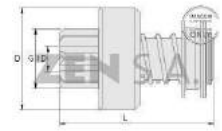


Nº ZEN	T	G	L	SPL	ID	D	RH	CW/CCW	Familia/Family/Familia	015
0228	9	25.8	71	10	12	54.5		Horário		
0291	9	34.8	74	10	14.26	60		Horário		
0320	9	29.64	74	10	14.3	54.5		Horário		
0365	9	36.5	74	10	14.3	60		Horário		
0366	9	34.8	74	10	14.3	60		Horário		
0367	9	34.8	91	10	14.3	60		Horário		
0378	11	41	91	10	14.3	60		Horário		
0418	10	40	91	10	14.26	60		Horário		
0419	10	39	91	10	14.3	60		Horário		
0447	11	41	73.5	10	14.2	60		Horário		
0460	10	27.2	74	10	14.26	54.5		Horário		
0496	9	34.8	84	10	14.3	54.5		Horário		
0528	12	46.3	74	10	14.3	60		Horário		
0538	10	37.8	91	10	14.26	60		Horário		
0635	10	32	91	10	14.26	60		Horário		
0648	9	34.8	91	10	14.26	60		Horário		
0668	10	40	84	10	14.3	54.5		Horário		
0677	10	40	74	10	14.3	54.5		Horário		
0760	11	41	91	10	14.3	60		Horário		

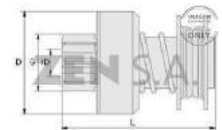


T	G	L	SPL	ID	D	RH	CW/CCW
Nº de Dentes # Of Pinon Teeth # De Los Dientes Del Piñón	Diâmetro Externo (mm) Pinon O.D. Piñon-Dimension	Comprimento (mm) Length Largo	Nº de Estrial # Of Splines # De Estrías	Diâmetro da Bucha (mm) Pinon I.D. Pinõn-Dimensiõn Interna	Diâmetro da Capa (mm) Drive O.D. Dimensõn Externa	Profundidade de Rebaixo Height of Rabbet Altura Del Rebajo	Horário/Anti Horário Clockwise/Counter Clockwise Horario/Antihorario

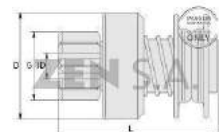
Nº ZEN	T	G	L	SPL	ID	D	RH	CW/CCW	Familia/Family/Familia	015
0764	11	35.8	74	10	14.3	60		Horário		
0784	9	29.64	91	10	14.3	60		Anti-horário		
0814	10	40	91	10	14.26	60		Horário		
0970	9	36.5	91	10	14.3	60		Horário		
1001	11	41	91	10	14.26	60		Anti-horário		
1002	11	35.8	91	10	14.26	60		Horário		
1003	10	40	74	10	14.26	60		Anti-horário		
1004	9	34.8	91	10	14.26	60		Anti-horário		
1005	9	34.8	74	10	14.26	60		Anti-horário		
1180	10	27.5	70.2	10	12	54.5		Horário		
1594	11	42	91	10	14.26	60		Horário		
1616	10	39.5	77	10	14.3	60		Horário		



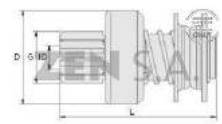
Nº ZEN	T	G	L	SPL	ID	D	RH	CW/CCW	Familia/Family/Familia	016
0216	9	36.5	76	12	14	54.5		Horário		
0245	9	25.8	59.5	9	12	46.5		Anti-horário		
0530	10	27.94	76	12	12	54.5		Horário		
1753	11	39.67	55.4	3	12.65	46.5		Horário		



Nº ZEN	T	G	L	SPL	ID	D	RH	CW/CCW	Familia/Family/Familia	017
0104	9	25.8	72	6	12	46.5		Horário		
0114	12	46.3	108	6	11.26	60		Horário		
0126	9	25.8	72	6	12	46.5		Horário		
0158	9	25.8	70	9	12	46.5		Horário		
0192	9	25.8	64	3	11	46.5		Anti-horário		
0215	9	29.64	76	12	14	54.5		Horário		
0217	9	29.64	76	6	14	54.5		Horário		
0293	9	25.8	64	6	12	46.5		Horário		
0294	9	25.8	64	6	11	46.5		Anti-horário		
0433	9	25.8	69	3	12	43.5		Horário		
0458	9	29.64	55.5	6	12	41.5		Anti-horário		
0462	9	29.64	68	9	12	54.5		Horário		
0463	9	29.64	69	9	12	46.5		Horário		
0783	9	25.8	69	3	12	43.5		Horário		
1175	9	29.3	73.5	6	14	54.5		Horário		
1189	9	25.8	68.5	3	12	45.8		Horário		
1711	9	33.8	87.2	6	14.01	60.5		Horário		



Nº ZEN	T	G	L	SPL	ID	D	RH	CW/CCW	Familia/Family/Familia	018
0189	9	25.8	68	9	12	46.5		Horário		
0244	9	25.8	61.5	9	12	46.5		Horário		



Nº ZEN	T	G	L	SPL	ID	D	RH	CW/CCW	Familia/Family/Familia	019
0461	10	27.2	78.5	9	12	46.5		Horário		



T	G	L	SPL	ID	D	RH	CW/CCW
Nº de Dentes # Of Pinon Teeth # De Los Dientes Del Piñón	Diâmetro Externo (mm) Pinon O.D. Piñon-Dimension	Comprimento (mm) Length Largo	Nº de Estrial # Of Splines # De Estrías	Diâmetro da Bucha (mm) Pinon I.D. Pinõn-Dimensi3n Interna	Diâmetro da Capa (mm) Drive O.D. Dimensi3n Externa	Profundidade de Rebaixo Height of Rabbet Altura Del Rebajo	Horário/Anti Horário Clockwise/Counter Clockwise Horario/Antihorario

Nº ZEN	T	G	L	SPL	ID	D	RH	CW/CCW	Familia/Family/Familia	022
0225	9	34.8	92.5	3	14.26	60	10	Horário		
0226	11	41	92.5	3	14.3	60	10	Horário		

Nº ZEN	T	G	L	SPL	ID	D	RH	CW/CCW	Familia/Family/Familia	023
0006	9	29.64	74.5	3	14.26	46.5	10	Anti-horário		
0191	9	25.8	74.5	3	11	46.5	10	Anti-horário		

Nº ZEN	T	G	L	SPL	ID	D	RH	CW/CCW	Familia/Family/Familia	024
1682	9	36.8	100.4	10	14.26	60.5		Horário		

Nº ZEN	T	G	L	SPL	ID	D	RH	CW/CCW	Familia/Family/Familia	025
0440	9	34.8	95	10	15.05	60	7	Horário		

Nº ZEN	T	G	L	SPL	ID	D	RH	CW/CCW	Familia/Family/Familia	026
0141	9	29.64	62	10	13	46.5		Horário		
0160	9	29.64	74	3	12.06	46.5		Horário		
0161	9	25.8	74	3	12	46.5		Horário		
0183	9	25.8	60	9	12	46.5		Horário		
0744	8	27	64	2	12	40		Anti-horário		
0768	9	25.8	62.5	2	11.5	40		Anti-horário		
0769	9	25.8	65.5	6	11.5	40		Anti-horário		
1056	9	25.8	65	12	11.51	45.5		Horário		
1060	10	40	85	10	14.26	60		Horário		
1588	9	25.8	65	12	11.5	45.5		Anti-horário		

Nº ZEN	T	G	L	SPL	ID	D	RH	CW/CCW	Familia/Family/Familia	027
0376	9	33	69	12	14	60		Horário		
0448	9	36	69	12	14	60		Horário		
0539	10	39.5	69	12	14	60		Horário		
0561	9	34.8	77	6	14	60		Horário		
0580	11	40.5	69	12	14	60		Horário		
0684	9	34.8	69	12	14	60		Horário		
0785	15	44.5	69	12	14	60		Horário		
0901	11	40.5	77	12	16	60		Horário		

T	G	L	SPL	ID	D	RH	CW/CCW
Nº de Dentes # Of Pinon Teeth # De Los Dientes Del Piñón	Diâmetro Externo (mm) Pinon O.D. Piñon-Dimension	Comprimento (mm) Length Largo	Nº de Estrial # Of Splines # De Estrías	Diâmetro da Bucha (mm) Pinon I.D. Pinõn-Dimensi3n Interna	Diâmetro da Capa (mm) Drive O.D. Dimensi3n Externa	Profundidade de Rebaixo Height of Rabbet Altura Del Rebajo	Horário/Anti Horário Clockwise/Counter Clockwise Horario/Antihorario

Nº ZEN	T	G	L	SPL	ID	D	RH	CW/CCW	Familia/Family/Familia	027
1073	9	34.8	83	10	14.3	60		Horário		
1600	10	40	82	10	14.26	60		Horário		
1951	11	41	82	10	14.26	60		Horário		

Nº ZEN	T	G	L	SPL	ID	D	RH	CW/CCW	Familia/Family/Familia	028
0953	9	35.5	88	3	16.1	60	10	Horário		

Nº ZEN	T	G	L	SPL	ID	D	RH	CW/CCW	Familia/Family/Familia	029
0629	10	32	85	12	14	60	4	Horário		
0645	10	32	85	12	13.01	60	4	Horário		
0649	10	40	85	12	14	60	4	Horário		
0650	12	46.3	85	12	14.01	60	4	Horário		
0651	9	34.4	85	12	14	60	4	Horário		
0663	9	36	78	12	14.01	60		Horário		
0850	9	36.5	80	12	14	60	4	Horário		
0895	9	36	71	12	13	60	4	Horário		
1059	9	34.8	83	10	14.3	60	10	Horário		
1194	10	32	85	12	14	60	4	Horário		
1195	10	40	85	12	14	60	4	Horário		
1196	12	46.3	85	12	14	60	4	Horário		
1197	9	34.4	85	12	14	60	4	Horário		
1198	9	29.64	85	12	13	60	4	Horário		
1574	11	41	85	12	14.26	60	4	Horário		

Nº ZEN	T	G	L	SPL	ID	D	RH	CW/CCW	Familia/Family/Familia	030
0144	9	29.64	60.5	8	12.8	45.5		Horário		
0352	8	28.2	60.5	8	12.8	45.9		Horário		
0426	11	34.8	60.5	8	12.8	45.9		Horário		
0427	10	40	60.5	8	12.8	45.5		Anti-horário		
1946	11	34.4	46.9	8	12.06	48.7		Horário		

Nº ZEN	T	G	L	SPL	ID	D	RH	CW/CCW	Familia/Family/Familia	032
0340	9	29.64	60.5	8	12.8	45.5		Horário		

T	G	L	SPL	ID	D	RH	CW/CCW
Nº de Dentes # Of Pinon Teeth # De Los Dientes Del Pinón	Diâmetro Externo (mm) Pinon O.D. Piñon-Dimension	Comprimento (mm) Length Largo	Nº de Estrial # Of Splines # De Estrías	Diâmetro da Bucha (mm) Pinon I.D. Pinón-Dimensión Interna	Diâmetro da Capa (mm) Drive O.D. Dimensión Externa	Profundidade de Rebaixo Height of Rabbet Altura Del Rebajo	Horário/Anti Horário Clockwise/Counter Clockwise Horario/Antihorario

Nº ZEN	T	G	L	SPL	ID	D	RH	CW/CCW	Familia/Family/Familia	037
0049	12	37.6	75.5	6	12	46.5		Horário		
0495	10	33	75.5	6	12	46.5		Horário		
0609	9	29.64	74.5	6	12	46.5		Horário		

Nº ZEN	T	G	L	SPL	ID	D	RH	CW/CCW	Familia/Family/Familia	038
0786	9	25.8	64	6	11.5	46.5	4.5	Horário		
0878	11	29.5	52.5	10	12	46.5		Horário		
0969	9	29	52.5	10	12	46.5		Horário		
1206	9	25.8	64	6	11.5	46.5	4.5	Horário		
1227	9	25.8	64	6	11.5	46.5	4.5	Horário		

Nº ZEN	T	G	L	SPL	ID	D	RH	CW/CCW	Familia/Family/Familia	039
0064	10	40	70	3	17	60		Horário		
0067	10	40	73	3	17	60		Horário		
0096	10	40	70	12	17	60		Horário		
0134	13	46	73	12	17	60		Horário		
0150	10	40	73	12	17	60		Horário		
0322	10	40	70	3	17	60		Horário		
0398	13	46	70	12	17	60		Horário		
0411	11	39.5	73	12	17	60		Horário		
0449	9	36.5	73	12	14.3	60		Horário		
0480	10	40	70	12	17.03	60		Horário		
0507	11	39.5	73	3	17	60		Horário		
0541	13	46	70	12	17	60		Horário		
0594	9	35.5	73	12	14.3	60		Horário		
0615	11	39.5	73	3	17	60		Anti-horário		
1516	10	32.1	90.5	12	14.26	60		Horário		
1707	10	39.5	89.6	12	14.26	60.4		Horário		
1731	9	36.5	89	12	17.03	60.5		Horário		
1854	10	39.5	89.6	10	14.26	60.4		Horário		

Nº ZEN	T	G	L	SPL	ID	D	RH	CW/CCW	Familia/Family/Familia	040
0286	10	40	100	12	17	60		Horário		
0485	11	41	100	12	17	60		Horário		
0486	10	40	100	12	17.03	60		Horário		
0506	10	40	100	3	17	60		Horário		
0557	11	41	100	12	17.03	60		Horário		
0591	10	32	100	12	14.3	60		Horário		
1502	11	41	95.5	12	14.26	60		Horário		

Nº ZEN	T	G	L	SPL	ID	D	RH	CW/CCW	Familia/Family/Familia	041
0434	10	40	102	4	17.03	60		Horário		
0607	12	46.3	102	4	17	60		Horário		
0813	10	40	108.5	4	17	60		Horário		
0948	10	40	104	18	17	60		Horário		

T	G	L	SPL	ID	D	RH	CW/CCW
Nº de Dentes # Of Pinon Teeth # De Los Dientes Del Pinón	Diâmetro Externo (mm) Pinon O.D. Piñon-Dimension	Comprimento (mm) Length Largo	Nº de Estrial # Of Splines # De Estrías	Diâmetro da Bucha (mm) Pinon I.D. Pinón-Dimensión Interna	Diâmetro da Capa (mm) Drive O.D. Dimensión Externa	Profundidade de Rebaixo Height of Rabbet Altura Del Rebajo	Horário/Anti Horário Clockwise/Counter Clockwise Horario/Antihorario

Nº ZEN	T	G	L	SPL	ID	D	RH	CW/CCW	Familia/Family/Familia	042
1656	9	36.3	37.5	6	13.1	39.5		Anti-horário		
1668	9	22	36.8	6	9.7	40.7		Anti-horário		
1669	8	27	36.8	6	12.2	40.7		Anti-horário		
1670	9	29.3	37.5	6	12.2	39.5		Anti-horário		
1673	10	32.1	37.5	6	13.05	39.5		Anti-horário		

Nº ZEN	T	G	L	SPL	ID	D	RH	CW/CCW	Familia/Family/Familia	043
0670	13	40	100	10	17	60		Horário		
0721	10	40	85.5	12	14.01	60	4.5	Horário		
0722	10	32	85.5	12	14	60	4.5	Horário		
0723	12	46.3	85.5	12	14	60	4.5	Horário		
0894	11	40.6	84	12	15	60	4.5	Horário		
0985	9	36.5	85.5	12	14	60	4.5	Horário		
1112	9	36.5	85.5	12	14	60	4.5	Horário		

Nº ZEN	T	G	L	SPL	ID	D	RH	CW/CCW	Familia/Family/Familia	044	
0669	13	40	109	10	17	60		Horário			

Nº ZEN	T	G	L	SPL	ID	D	RH	CW/CCW	Familia/Family/Familia	045
0566	12	46.3	96	3	14.3	60		Horário		
0567	9	29.64	96	3	14.26	60		Horário		
0568	10	40	96	3	14.26	60		Horário		
0624	12	46.3	98.5	3	14.3	60		Horário		
0625	10	39.5	98.5	3	14.3	60		Horário		

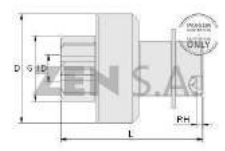
Nº ZEN	T	G	L	SPL	ID	D	RH	CW/CCW	Familia/Family/Familia	046	
0991	9	35.5	61	10	12	60		Horário			
1090	10	32.1	80	10	14	60		Horário			
1091	10	37.8	80	10	14	60		Horário			
1092	10	37.8	80.5	6	15	60		Horário			
1098	11	40	75	16	17.03	60		Horário			
1523	12	46.3	78.5	6	15	60		Horário			
1595	10	40	80	6	15	60		Horário			
1596	9	34.8	80	10	14.01	60		Horário			
1602	10	40	60.5	10	14.06	60		Horário			
1603	12	46.3	76	6	15	60		Horário			
1604	10	32	77	6	15	60		Horário			
1622	10	40	74	10	14.1	60		Horário			
1623	10	32.1	77.5	10	14.01	60		Horário			
1635	9	37.18	60.9	10	12.06	60		Horário			
1637	10	40	80	10	14.01	60.4		Horário			
1648	12	46.3	80.5	6	15	60		Horário			
1684	10	32.6	80	10	14.01	60.5		Horário			
1719	10	40	74.9	6	15	59.5		Horário			
1726	11	41	80.4	6	15	59.5		Horário			
1729	11	39.67	80	10	14.01	60.5		Horário			
1733	11	39.67	74	10	14.01	60.5		Horário			

T	G	L	SPL	ID	D	RH	CW/CCW
Nº de Dentes # Of Pinon Teeth # De Los Dientes Del Pinón	Diâmetro Externo (mm) Pinon O.D. Piñon-Dimension	Comprimento (mm) Length Largo	Nº de Estrial # Of Splines # De Estrías	Diâmetro da Bucha (mm) Pinon I.D. Pinõn-Dimensi3n Interna	Diâmetro da Capa (mm) Drive O.D. Dimensi3n Externa	Profundidade de Rebaixo Height of Rabbet Altura Del Rebajo	Horário/Anti Horário Clockwise/Counter Clockwise Horario/Antihorario

Nº ZEN	T	G	L	SPL	ID	D	RH	CW/CCW	Familia/Family/Familia	046
1881	12	37.18	80.4	6	15	60		Horário		
1924	11	34.4	65.8	10	14.26	54.6		Horário		



Nº ZEN	T	G	L	SPL	ID	D	RH	CW/CCW	Familia/Family/Familia	047
0184	9	29.64	64	10	12.51	46.6	7	Horário		
0248	9	25.8	59.5	12	12	46.5		Horário		
0285	9	25.8	60	9	12	46.5		Anti-horário		
0450	8	28.2	55.5	8	12	46.5		Horário		
0499	8	28	60	10	12.51	46.5	2.5	Horário		
0519	8	28.2	70.5	8	12	46.5		Anti-horário		
0545	8	28.2	64	10	12.6	46.6	7	Horário		
0554	9	29.5	65	10	12.51	46.5	2.5	Horário		
0571	10	27.94	61.5	9	12	46.5		Horário		
0576	8	28.2	60	10	12.5	46.5	2.5	Horário		
0584	9	29.64	55.5	8	12	46.5		Horário		
0636	8	28.2	56	8	12	46.5		Anti-horário		
0686	8	28.2	82	10	12.5	46.5	2.5	Anti-horário		
0779	9	25.8	64	6	11.5	46.5	3.5	Horário		
0808	8	28.2	53.5	5	11	43.5	2	Horário		
0830	8	28.2	53.5	5	11	41.5	2	Horário		
0832	9	29.64	77	10	12.5	46.5	2.5	Horário		
0836	9	25.8	55	8	12	46.5		Horário		
0853	8	28.2	70.5	8	12	46.5		Horário		
0940	8	24.7	70.5	8	12	45.5		Anti-horário		
0943	9	38.4	71	8	12	46.3		Anti-horário		
0975	23	54.4	51	10	12	48.7		Horário		
0999	8	23.6	64	6	11.5	46.5	3.5	Horário		
1054	8	28	56	8	12	46.5		Anti-horário		
1113	9	29	50.5	10	12	48.7		Horário		
1169	11	29.5	51	10	12	48.7		Horário		
1484	9	25.8	60	6	11.5	46.5	3	Horário		
1496	9	25.8	84.5	12	12.06	46.5	3.5	Anti-horário		
1504	9	25.8	52	12	12.1	46.5		Horário		
1509	8	28.2	52	12	12.1	43.5		Horário		
1561	9	25.4	47.5	10	12	46.5		Horário		
1618	10	32.18	45.5	10	12.06	48.7	0.5	Horário		
1715	9	25.8	52	12	12.06	43.5		Horário		
1718	11	35.4	50.5	10	12.06	48.9		Horário		
1725	8	28	61.5	10	12	46.5	2.5	Anti-horário		
1727	10	31.8	56	8	12.06	46.5		Horário		
1744	11	39.67	62	5	12.51	46.6	1	Horário		
1752	9	25.82	45.5	10	12	48.9	0.5	Horário		
1756	10	28.15	45.5	10	12	48.9	0.5	Horário		
1758	11	29.38	45	8	12	48.9	0.5	Horário		
1765	9	29.87	45.8	10	12	48.9	0.5	Horário		
1776	9	28	45.15	8	12	48.9	0.5	Horário		
1777	10	27.94	55.8	8	12	45.5		Horário		
1778	8	28.2	55.8	8	12	45.5		Horário		
1794	11	34.8	48.3	6	12	46.1		Horário		
1797	8	28.2	60	12	12.06	43.5		Anti-horário		
1800	8	28.2	48.5	6	12	46.5	1.5	Horário		
1812	11	29.38	45	10	12	48.9	0.5	Horário		
1838	10	32.18	45.5	8	12.06	48.7	0.5	Horário		
1839	8	28.2	51.5	10	12	46.5		Horário		
1840	9	36.3	60.9	12	12.1	46.6		Horário		
1857	9	35.5	50.8	10	12.06	46.5		Horário		
1872	11	35.4	46.9	8	12.06	48.7		Horário		
1873	8	28.2	60.1	10	12	44.7		Anti-horário		
1880	10	31.8	64	6	12	43.5	1.5	Anti-horário		



T	G	L	SPL	ID	D	RH	CW/CCW
Nº de Dentes # Of Pinon Teeth # De Los Dientes Del Pinón	Diâmetro Externo (mm) Pinon O.D. Piñon-Dimension	Comprimento (mm) Length Largo	Nº de Estrial # Of Splines # De Estrías	Diâmetro da Bucha (mm) Pinon I.D. Pinón-Dimensión Interna	Diâmetro da Capa (mm) Drive O.D. Dimensión Externa	Profundidade de Rebaixo Height of Rabbet Altura Del Rebajo	Horário/Anti Horário Clockwise/Counter Clockwise Horario/Antihorario

Nº ZEN	T	G	L	SPL	ID	D	RH	CW/CCW	Familia/Family/Familia	047
1884	11	39	50.5	10	12	49		Horário		
1925	8	27.2	44.5	5	11	46.1	2.3	Horário		

Nº ZEN	T	G	L	SPL	ID	D	RH	CW/CCW	Familia/Family/Familia	048
0119	9	29.64	66.5	10	12.51	46.5	7	Anti-horário		
0120	9	25.8	70.8	6	11.5	46.5	7	Horário		
0131	9	25.8	66.5	10	11	46.5	7	Anti-horário		

Nº ZEN	T	G	L	SPL	ID	D	RH	CW/CCW	Familia/Family/Familia	049
0080	9	25.8	68.5	10	12	46.3	7	Horário		
0223	9	29.64	69	10	12	46.5	7	Horário		
0362	10	26.82	68.5	10	12	46.5	7	Horário		

Nº ZEN	T	G	L	SPL	ID	D	RH	CW/CCW	Familia/Family/Familia	050
0140	9	29.64	82	10	12.5	46.6	2.5	Horário		
0327	9	29.64	86	10	12.5	46.6	7	Horário		
0339	9	25.8	82	10	12.5	46.5	2.5	Horário		
0341	9	29.64	86	10	12.5	46.5	7	Anti-horário		
0342	8	27.6	86	10	12.5	46.5	7	Anti-horário		
0343	9	34.8	82	10	12.5	46.5	2.5	Horário		
0353	9	29.64	82	10	12.5	46.5		Horário		
0498	8	28.2	82	10	12.5	46.5	2.5	Horário		
0517	8	28	82	10	12.51	46.5	2.5	Anti-horário		
0765	8	24.7	82	10	12.51	46.5	2.5	Anti-horário		
0906	9	33	73.5	6	12	46.5		Horário		
0951	8	28.2	75	5	11	41.5	2.12	Anti-horário		
1042	9	25.8	75.5	6	12.11	46.2	2.5	Horário		
1759	9	29.6	75	5	11	41.5	2	Horário		
1895	8	24.7	75	5	11	41.5	12.5	Anti-horário		

Nº ZEN	T	G	L	SPL	ID	D	RH	CW/CCW	Familia/Family/Familia	051
0097	12	46.3	120.1	19	15.9	58.4		Horário		
0110	11	56.7	120.1	19	15.9	58.4		Horário		
0117	12	46.3	120.1	19	19	58.4		Horário		
0182	13	49.7	120.1	19	15.9	58.4		Horário		
0188	11	56.7	120.1	19	19	58.4		Horário		
0622	12	46.3	118	19	15.9	58.9		Horário		
0626	11	56.7	120.1	19	15.9	58.4		Anti-horário		
0776	12	46.3	118	19	19	58.4		Horário		
0778	11	56.7	118	19	19	58.4		Horário		
0879	13	49.7	118	19	19	58.4		Horário		
0914	12	46.3	120.1	19	15.9	58.4		Anti-horário		
0920	11	42	118	19	15.9	58.4		Horário		
0930	11	56.7	118	19	19	58.4		Anti-horário		
1013	10	39.67	102	19	15.9	58.4		Horário		
1190	10	40.4	118	19	20.7	58.4		Horário		

T	G	L	SPL	ID	D	RH	CW/CCW
Nº de Dentes # Of Pinon Teeth # De Los Dientes Del Piñón	Diâmetro Externo (mm) Pinon O.D. Piñon-Dimension	Comprimento (mm) Length Largo	Nº de Estrial # Of Splines # De Estrías	Diâmetro da Bucha (mm) Pinon I.D. Pinõn-Dimensi3n Interna	Diâmetro da Capa (mm) Drive O.D. Dimensi3n Externa	Profundidade de Rebaixo Height of Rabbet Altura Del Rebajo	Horário/Anti Horário Clockwise/Counter Clockwise Horario/Antihorario

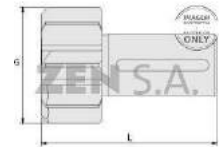
Nº ZEN	T	G	L	SPL	ID	D	RH	CW/CCW	Familia/Family/Familia	051
1204	11	56.7	118	19	19	58.4		Horário		
1205	12	46.3	102	19	15.9	58.4		Horário		
1210	11	56.7	102	19	15.9	58.4		Horário		
1521	11	41.5	102	19	15.9	58.4		Horário		
1573	12	43.7	118	19	15.9	58.4		Horário		
1866	12	46.3	118	19	19.08	58.4		Anti-horário		



Nº ZEN	T	G	L	SPL	ID	D	RH	CW/CCW	Familia/Family/Familia	052
0555	12	46.3	170	19	15.9	58.4		Horário		
0556	11	56.7	170	19	15.9	58.4		Horário		



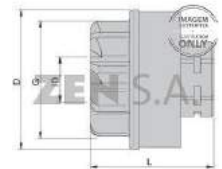
Nº ZEN	T	G	L	SPL	ID	D	RH	CW/CCW	Familia/Family/Familia	054
0290	11	41	75					Horário		



Nº ZEN	T	G	L	SPL	ID	D	RH	CW/CCW	Familia/Family/Familia	058
0133			166	21		75.5				



Nº ZEN	T	G	L	SPL	ID	D	RH	CW/CCW	Familia/Family/Familia	060
1671	10	32.1	38	6	12.2	43.1		Anti-horário		
1672	9	36.3	38	6	12.2	43.1		Anti-horário		

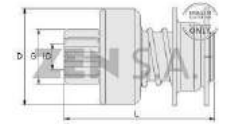


Nº ZEN	T	G	L	SPL	ID	D	RH	CW/CCW	Familia/Family/Familia	062
1632	10	27.94	80.5	16	14.24	46.5		Anti-horário		
1685	10	27.94	91	16	11	45.8		Anti-horário		
1914	9	29.6	88.1	16	11	47.8		Horário		

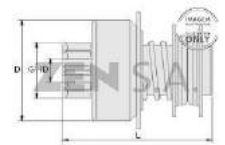


T	G	L	SPL	ID	D	RH	CW/CCW
Nº de Dentes # Of Pinon Teeth # De Los Dientes Del Piñón	Diâmetro Externo (mm) Pinon O.D. Piñon-Dimension	Comprimento (mm) Length Largo	Nº de Estrial # Of Splines # De Estrías	Diâmetro da Bucha (mm) Pinon I.D. Pinón-Dimensión Interna	Diâmetro da Capa (mm) Drive O.D. Dimensión Externa	Profundidade de Rebaixo Height of Rabbet Altura Del Rebajo	Horário/Anti Horário Clockwise/Counter Clockwise Horario/Antihorario

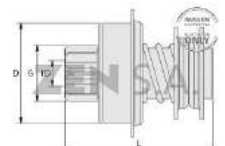
Nº ZEN	T	G	L	SPL	ID	D	RH	CW/CCW	Familia/Family/Familia	067
0243	9	25.8	66	12	12	45.5		Horário		



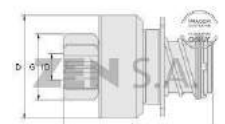
Nº ZEN	T	G	L	SPL	ID	D	RH	CW/CCW	Familia/Family/Familia	068
0328	9	25.8	64	6	11	46.5		Anti-horário		



Nº ZEN	T	G	L	SPL	ID	D	RH	CW/CCW	Familia/Family/Familia	069
0329	9	25.8	64	6	12	46.5		Horário		
0348	9	25.8	65	6	12	46.5		Horário		
0349	9	29.64	62	10	12.5	46.5		Horário		



Nº ZEN	T	G	L	SPL	ID	D	RH	CW/CCW	Familia/Family/Familia	070
0351	9	29.64	62	10	12.5	46.5		Horário		
0644	11	34.8	62	10	12.5	46.5		Horário		
0691	15	44.5	62	10	12.5	54.5		Horário		



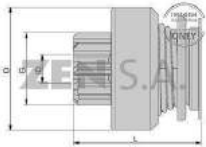
Nº ZEN	T	G	L	SPL	ID	D	RH	CW/CCW	Familia/Family/Familia	071
0382	8	28	62	10	12.5	46.5		Horário		

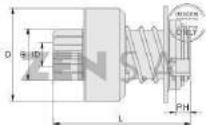



Nº ZEN	T	G	L	SPL	ID	D	RH	CW/CCW	Familia/Family/Familia	073
0429	9	30	76.5	10	12.5	46.5		Horário		
0537	9	25.8	76	10	12	46.5		Horário		

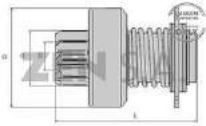


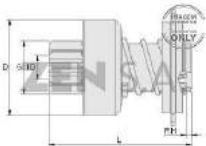
T	G	L	SPL	ID	D	RH	CW/CCW
Nº de Dentes # Of Pinon Teeth # De Los Dientes Del Pinón	Diâmetro Externo (mm) Pinon O.D. Piñon-Dimension	Comprimento (mm) Length Largo	Nº de Estrial # Of Splines # De Estríás	Diâmetro da Bucha (mm) Pinon I.D. Pinón-Dimensión Interna	Diâmetro da Capa (mm) Drive O.D. Dimensión Externa	Profundidade de Rebaixo Height of Rabbet Altura Del Rebajo	Horário/Anti Horário Clockwise/Counter Clockwise Horario/Antihorario

Nº ZEN	T	G	L	SPL	ID	D	RH	CW/CCW	Familia/Family/Familia	074
1545	8	27.2	48	10	11	47.4		Horário		
1576	10	27.92	48	16	11	47.4		Horário		
1597	10	26.82	47.95	16	11	47.4		Horário		
1619	9	25.8	48	16	11	46.5		Horário		
1641	9	25.8	48	10	11	45.7		Horário		
1740	12	31.8	47.95	10	11	48.7		Horário		
1757	11	30	48	10	11	47.4		Horário		
1899	10	32	48	10	11	46.5		Horário		
1927	9	29.64	48.2	16	11	45.8		Horário		
1938	13	34.55	58.1	16	11	47.4		Horário		
1939	13	34.55	51.1	16	11	47.4		Horário		

Nº ZEN	T	G	L	SPL	ID	D	RH	CW/CCW	Familia/Family/Familia	075
1666	9	25.8	48.9	11	10	46.6		Horário		
1674	8	23.5	48.9	11	10	46.6		Horário		
1720	9	29.64	47.9	10	11	45.8		Horário		

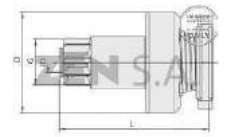
Nº ZEN	T	G	L	SPL	ID	D	RH	CW/CCW	Familia/Family/Familia	076
1658	19	20.8	128	7		72.2		Horário		
1806	19	20.8	130	7		72.2		Horário		

Nº ZEN	T	G	L	SPL	ID	D	RH	CW/CCW	Familia/Family/Familia	077
0297	9	25.8	66.5	12	12	46.5	2	Horário		

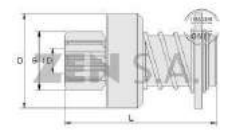
Nº ZEN	T	G	L	SPL	ID	D	RH	CW/CCW	Familia/Family/Familia	078
0394	11	29.5	65.5	10	11.5	46.5	2.5	Horário		
0395	9	25.8	65.5	10	12	46.5	2.5	Horário		

T	G	L	SPL	ID	D	RH	CW/CCW
Nº de Dentes # Of Pinon Teeth # De Los Dientes Del Pinón	Diâmetro Externo (mm) Pinon O.D. Piñon-Dimension	Comprimento (mm) Length Largo	Nº de Estrial # Of Splines # De Estrías	Diâmetro da Bucha (mm) Pinon I.D. Pinõn-Dimensi3n Interna	Diâmetro da Capa (mm) Drive O.D. Dimensi3n Externa	Profundidade de Rebaixo Height of Rabbet Altura Del Rebajo	Horário/Anti Horário Clockwise/Counter Clockwise Horario/Antihorario

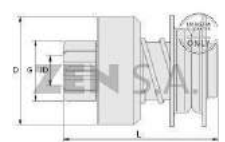
Nº ZEN	T	G	L	SPL	ID	D	RH	CW/CCW	Familia/Family/Familia	079
0932	9	25.8	80.5	16	11	54.5		Anti-horário		
0937	10	27.94	80.5	16	11	54.5		Anti-horário		
0972	9	25.7	90	16	11	54.5		Anti-horário		
1223	9	25.8	80.5	16	11	46.5		Horário		
1480	9	25.7	80.5	16	11	54.5		Horário		
1485	10	27.94	70	16	12	50.5		Horário		
1655	10	27.94	105.5	16	12	54.5		Anti-horário		
1814	10	27.94	80.5	16	11	50.5		Anti-horário		
1823	10	27.94	90.8	16	11	50.5		Anti-horário		
1920	10	27.94	103	16	12	50.5		Anti-horário		
1937	10	32	81	16	11	50.5		Horário		



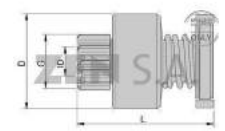
Nº ZEN	T	G	L	SPL	ID	D	RH	CW/CCW	Familia/Family/Familia	080
0451	9	25.8	62	6	11.5	41.5	7	Horário		
0453	8	27	60.5	6	12	41.5		Anti-horário		
0910	8	32.4	77.5	6	14.26	60	4	Horário		



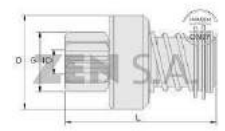
Nº ZEN	T	G	L	SPL	ID	D	RH	CW/CCW	Familia/Family/Familia	081
0404	9	25.8	61.5	11	13	46.5		Horário		



Nº ZEN	T	G	L	SPL	ID	D	RH	CW/CCW	Familia/Family/Familia	082
1026	10	34.5	75	10	14.26	60		Horário		
1027	10	32	75	10	14.26	54.5		Horário		
1038	9	34.8	83	10	14.3	60		Horário		
1633	11	41	74	10	14.26	60		Horário		
1952	11	40	83	10	14.3	60		Horário		



Nº ZEN	T	G	L	SPL	ID	D	RH	CW/CCW	Familia/Family/Familia	083
0412	9	29.3	75	12	12.06	46.5		Horário		
0414	10	32	75	12	12.06	46.5		Horário		
1188	9	29.3	68.5	12	12.1	46.5		Horário		



T	G	L	SPL	ID	D	RH	CW/CCW
Nº de Dentes # Of Pinon Teeth # De Los Dientes Del Piñón	Diâmetro Externo (mm) Pinon O.D. Piñon-Dimension	Comprimento (mm) Length Largo	Nº de Estrial # Of Splines # De Estrías	Diâmetro da Bucha (mm) Pinon I.D. Pinõn-Dimensiõn Interna	Diâmetro da Capa (mm) Drive O.D. Dimensõn Externa	Profundidade de Rebaixo Height of Rabbet Altura Del Rebajo	Horário/Anti Horário Clockwise/Counter Clockwise Horario/Antihorario

Nº ZEN	T	G	L	SPL	ID	D	RH	CW/CCW	Familia/Family/Familia	084
0641	9	25.9	58.5	10	11	46.5		Horário		
0745	9	25.8	53.5	10	12	46.5		Horário		
0797	9	25.8	55.5	10	12	46.5		Horário		
0837	9	25.8	58.5	10	12	46.5		Horário		
0846	11	29.5	58.5	10	12	46.5		Horário		
0855	11	29.5	55.5	10	12	46.5		Horário		
0919	9	25.8	58.5	10	12	46.5		Horário		
0942	9	25.8	62	10	12	46.5		Horário		
0989	9	25.8	59.5	10	12	46.5		Anti-horário		
1486	9	29.64	59	10	12	46.5		Horário		

Nº ZEN	T	G	L	SPL	ID	D	RH	CW/CCW	Familia/Family/Familia	085
0646	10	27.94	61.5	9	12	54.5		Horário		
0656	12	31.8	61.5	9	12	54.5		Horário		
0657	9	37.1	61.5	9	12	54.5		Horário		
0747	10	27.94	51.5	9	12	46.5		Horário		
0775	9	25.8	51.5	9	12	46.5		Horário		
0908	8	28.2	48	9	12.1	46.5		Horário		
0916	9	36.5	61	10	12	60		Horário		
0917	9	29.64	48	9	12.1	46.5		Horário		
0918	8	27.6	48	9	12.1	46.5		Horário		
0936	11	29.5	61.5	9	12	46.5		Horário		
0945	9	25.8	48	9	12.1	46.5		Horário		
0961	11	29.5	61.5	9	12	54.5		Horário		
0983	10	27.5	61	10	12	60		Horário		
1023	11	29.38	54.5	9	12	54.5		Horário		
1074	10	27.94	54.5	9	12	54.5		Horário		
1162	10	32	61	9	12	54.5		Horário		
1458	11	30.04	54.5	10	12	54.5		Horário		
1607	10	32.18	54.5	9	12	54.5		Horário		
1692	10	32	55.2	9	12	54.5		Horário		
1705	10	27.5	69.3	9	12	54.6		Horário		
1926	11	29.2	91	9	12.06	54.5		Anti-horário		

Nº ZEN	T	G	L	SPL	ID	D	RH	CW/CCW	Familia/Family/Familia	086
0287	9	25.8	55	9	12	46.5		Horário		
0570	11	29.5	59	9	12	46.5		Horário		
0787	9	25.82	51.5	10	12	46.5		Horário		
1209	10	27.94	51.5	10	12	46.5		Horário		
1822	11	29.3	51	10	12	46.5		Horário		

Nº ZEN	T	G	L	SPL	ID	D	RH	CW/CCW	Familia/Family/Familia	087
0935	11	29.5	55	9	12	46.5		Horário		
1187	9	25.8	55	9	12	46.5		Horário		
1963	9	25.8	60.5	9	12	46.5		Anti-horário		

Nº ZEN	T	G	L	SPL	ID	D	RH	CW/CCW	Familia/Family/Familia	088	
0647	11	34.4	76.5	9	12	54.5		Horário			

T	G	L	SPL	ID	D	RH	CW/CCW
Nº de Dentes # Of Pinon Teeth # De Los Dientes Del Pinón	Diâmetro Externo (mm) Pinon O.D. Piñon-Dimension	Comprimento (mm) Length Largo	Nº de Estrial # Of Splines # De Estrías	Diâmetro da Bucha (mm) Pinon I.D. Pinõn-Dimensi3n Interna	Diâmetro da Capa (mm) Drive O.D. Dimensi3n Externa	Profundidade de Rebaixo Height of Rabbet Altura Del Rebajo	Horário/Anti Horário Clockwise/Counter Clockwise Horario/Antihorario

Nº ZEN	T	G	L	SPL	ID	D	RH	CW/CCW	Familia/Family/Familia	089
1533	9	24.5	41.15	10	11	46	2.2	Horário		
1686	9	24.5	41.15	4	10.12	46.3	2.2	Horário		
1735	8	23.92	41.2	4	10.12	46.8	2.2	Horário		
1755	9	25.82	41.15	4	10.1	46.3	3	Horário		
1763	9	25.82	41.15	5	11.02	46.3	3	Horário		
1791	10	28.15	44.2	4	10.12	46.4	3	Horário		
1825	8	27.6	41.15	4	10.12	46.3	3	Horário		
1848	9	25.8	55.1	10	12	46.5		Horário		
1915	12	32.5	45	10	12	47.8		Horário		

Nº ZEN	T	G	L	SPL	ID	D	RH	CW/CCW	Familia/Family/Familia	091
0407	9	34.8	77.5	6	14.3	60	4	Horário		
0601	9	34.8	77.5	6	14.3	60		Horário		
1161	11	30	77.5	6	14.3	60		Horário		
1678	10	40	81.8	10	14.26	60.4		Horário		
1698	11	41	81.8	10	14.26	60.4		Horário		
1699	9	34.8	75.9	14	14.26	60.4		Horário		
1700	10	39.3	75.6	14	14.26	60.4		Horário		
1701	10	40	85.6	14	14.26	60.4		Horário		
1709	10	32	75.9	14	14.26	60.4		Horário		
1751	9	34.8	82.2	6	14.15	60.4		Horário		
1754	10	31.8	115.5	14	12	59.5		Horário		
1898	9	34.8	64.9	14	12	54.5	11	Horário		
1944	13	46	53	14	12	54.5		Anti-horário		

Nº ZEN	T	G	L	SPL	ID	D	RH	CW/CCW	Familia/Family/Familia	092
0406	9	25.8	64	10	11	46.5		Anti-horário		
0420	9	25.8	64	10	12	46.5		Horário		
0633	10	26.8	64	10	12	46.5		Horário		

Nº ZEN	T	G	L	SPL	ID	D	RH	CW/CCW	Familia/Family/Familia	093
0428	9	25.8	85	10	12	46.5		Anti-horário		

Nº ZEN	T	G	L	SPL	ID	D	RH	CW/CCW	Familia/Family/Familia	094
0852	8	27.2	52	10	11	46.5		Horário		
0861	9	36.8	62	10	12	54.5		Horário		
0925	9	25.8	49.5	10	12	46.5		Horário		
0929	11	35.8	62	10	12	54.5		Horário		
0938	10	26.82	48.5	10	12	46.5		Horário		
0976	9	25.8	47	10	12	46.5		Horário		
0997	9	29.64	49	10	12	46.5		Horário		
0998	9	29.64	47	10	12	46.5		Horário		
1022	9	35.5	57.5	16	12	54.5		Horário		
1030	11	29.5	49.5	10	12	54.5		Horário		
1031	10	27.94	49	10	12	50.5		Horário		
1033	9	29.64	49	10	12	54.5		Horário		
1037	10	27.94	49	10	12	46.5		Horário		
1057	10	27.94	49	10	12	54.5		Horário		
1058	11	29.5	49	10	12	50.5		Horário		
1071	10	27.5	58.5	10	12	52.7		Horário		
1107	10	38.8	49	10	12	54.5		Horário		

T	G	L	SPL	ID	D	RH	CW/CCW
Nº de Dentes # Of Pinon Teeth # De Los Dientes Del Pinón	Diâmetro Externo (mm) Pinon O.D. Piñon-Dimension	Comprimento (mm) Length Largo	Nº de Estrial # Of Splines # De Estrías	Diâmetro da Bucha (mm) Pinon I.D. Pinón-Dimensión Interna	Diâmetro da Capa (mm) Drive O.D. Dimensión Externa	Profundidade de Rebaixo Height of Rabbet Altura Del Rebajo	Horário/Anti Horário Clockwise/Counter Clockwise Horario/Antihorario

Nº ZEN	T	G	L	SPL	ID	D	RH	CW/CCW	Familia/Family/Familia	096
0467	9	25.8	54.5	9	12.06	46.5		Horário		
0468	9	25.8	51.5	9	12.06	46.5		Horário		
0469	10	26.82	63.5	9	12	46.5		Horário		
0502	11	29.5	60	12	12.06	46.5		Horário		
0740	11	29.5	58.5	9	12	46.5		Horário		
0741	9	25.8	58	9	12	46.5		Horário		
0742	9	25.8	64	9	12	46.5		Horário		
0743	11	29.5	54.5	9	12.06	46.5		Horário		
0753	9	25.8	67.5	9	12.06	46.5		Anti-horário		

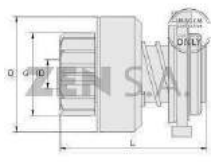
Nº ZEN	T	G	L	SPL	ID	D	RH	CW/CCW	Familia/Family/Familia	097
0762	10	27.94	86.5	9	12.06	46.5		Anti-horário		

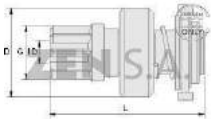
Nº ZEN	T	G	L	SPL	ID	D	RH	CW/CCW	Familia/Family/Familia	098
0574	9	25.8	53	9	12	46.5		Horário		
0820	10	26.82	50.5	9	12.1	46.5		Horário		
0821	10	26.82	44	9	12.1	46.5		Horário		
0822	10	26.82	56.5	9	12.1	46.5		Anti-horário		
0823	10	26.82	48	9	12.1	46.5		Horário		
1068	9	25.8	53	9	12.06	46.5		Anti-horário		

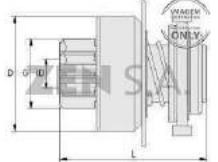
Nº ZEN	T	G	L	SPL	ID	D	RH	CW/CCW	Familia/Family/Familia	099
0863	8	28.2	48	9	12.1	46.5	3	Horário		
0960	10	26.82	60.5	9	12.1	46.5	3	Anti-horário		
1062	8	28	65.5	9	12.06	46.5		Horário		
1475	9	25.8	56	9	12.1	46.5		Horário		

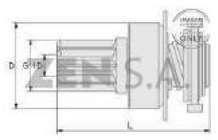
Nº ZEN	T	G	L	SPL	ID	D	RH	CW/CCW	Familia/Family/Familia	100
0474	9	25.8	64	10	12	46.5	3	Horário		
0475	9	29.64	59	10	12	46.5		Horário		
0482	9	25.8	58.5	10	12	46.3		Horário		
0520	10	26.82	58.5	10	12	46.5		Horário		
0532	9	25.9	58.5	10	11	46.5		Horário		
0572	10	27.5	65	10	12	54.5		Horário		
0573	9	29.64	62	10	12	54.5		Horário		
0575	10	27.94	58.5	10	12	46.5		Horário		
0630	10	27.94	58.5	10	12	46.5		Horário		
0631	9	25.8	62	10	12	54.5		Horário		
0632	10	27.5	62	10	12	54.5		Horário		
0706	11	29.5	62	10	12	54.5		Horário		
0794	10	33	58.5	10	12	46.5		Anti-horário		
0796	9	25.8	65.5	10	12	54.5		Horário		
0798	9	25.8	58.5	10	12	46.5		Anti-horário		
0800	11	29.5	59	10	12	54.5		Horário		
0838	9	34.8	62	10	12	54.5		Horário		
0871	8	28.2	59	10	12	46.5		Horário		
0875	9	35.5	62	10	12	54.5		Horário		
0962	10	26.82	59	10	12	54.5		Horário		
1065	9	29.64	58.5	10	12	46.5		Anti-horário		

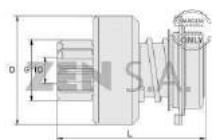
T	G	L	SPL	ID	D	RH	CW/CCW
Nº de Dentes # Of Pinon Teeth # De Los Dientes Del Piñón	Diâmetro Externo (mm) Pinon O.D. Piñon-Dimension	Comprimento (mm) Length Largo	Nº de Estrial # Of Splines # De Estríás	Diâmetro da Bucha (mm) Pinon I.D. Pinõn-Dimensi3n Interna	Diâmetro da Capa (mm) Drive O.D. Dimensi3n Externa	Profundidade de Rebaixo Height of Rabbet Altura Del Rebajo	Horário/Anti Horário Clockwise/Counter Clockwise Horario/Antihorario

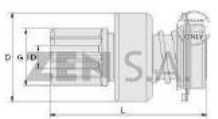
Nº ZEN	T	G	L	SPL	ID	D	RH	CW/CCW	Familia/Family/Familia	100
1067	9	25.8	59	10	12	54.5		Horário		
1070	9	35.2	62	10	12	54.5		Horário		
1072	9	29.64	62	10	12	54.5		Horário		
1153	9	25.8	46	10	12	46.5		Horário		
1171	10	26.82	62	10	12	54.5		Horário		
1470	10	33.02	58.5	10	12	46.5		Horário		
1471	9	25.8	53.5	10	12	46.5		Horário		
1487	13	39.5	59	10	12	54.5		Horário		

Nº ZEN	T	G	L	SPL	ID	D	RH	CW/CCW	Familia/Family/Familia	101
0613	9	25.8	79.5	10	12	46.5		Anti-horário		
0933	10	27.94	90	16	9	46.5		Anti-horário		
1011	8	27.2	69.5	10	12	46.5		Anti-horário		
1177	9	25.8	90	16	11	47.4		Horário		
1222	10	27.94	90	16	11	46.5		Anti-horário		
1468	9	25.8	90	16	11	47.4		Anti-horário		

Nº ZEN	T	G	L	SPL	ID	D	RH	CW/CCW	Familia/Family/Familia	102
0579	9	25.8	58.5	10	12	46.5		Anti-horário		
0619	9	25.8	58.5	10	11	46.5		Anti-horário		
0799	9	25.8	55.5	10	12	46.5		Anti-horário		
0805	11	29.5	58.5	10	12	46.5		Anti-horário		
0866	9	25.8	59.5	10	12	46.5		Horário		

Nº ZEN	T	G	L	SPL	ID	D	RH	CW/CCW	Familia/Family/Familia	103
0639	10	27.94	79.5	10	12	54.5		Anti-horário		
0729	10	27.94	76.5	10	12	46.5		Anti-horário		
0851	10	27.94	86	10	12	54.5		Anti-horário		
0900	10	27.94	79.5	10	12	46.5		Anti-horário		

Nº ZEN	T	G	L	SPL	ID	D	RH	CW/CCW	Familia/Family/Familia	104
0702	9	25.8	58.5	10	11	46.5		Anti-horário		
0703	9	25.8	68	10	11	46.5		Anti-horário		

Nº ZEN	T	G	L	SPL	ID	D	RH	CW/CCW	Familia/Family/Familia	105	
0701	9	29.6	75	10	12	46.5		Anti-horário			

T	G	L	SPL	ID	D	RH	CW/CCW
Nº de Dentes # Of Pinon Teeth # De Los Dientes Del Piñón	Diâmetro Externo (mm) Pinon O.D. Piñon-Dimension	Comprimento (mm) Length Largo	Nº de Estrial # Of Splines # De Estrías	Diâmetro da Bucha (mm) Pinon I.D. Pinõn-Dimensi3n Interna	Diâmetro da Capa (mm) Drive O.D. Dimensi3n Externa	Profundidade de Rebaixo Height of Rabbet Altura Del Rebajo	Horário/Anti Horário Clockwise/Counter Clockwise Horario/Antihorario

Nº ZEN	T	G	L	SPL	ID	D	RH	CW/CCW	Familia/Family/Familia	106
0781	11	29.5	64	10	12	46.5		Horário		
0803	9	25.8	58.5	10	12	46.5		Horário		
1467	8	27.2	66.5	10	12	47.4		Anti-horário		

Nº ZEN	T	G	L	SPL	ID	D	RH	CW/CCW	Familia/Family/Familia	107
0533	9	29.64	70	6	14	46.5	3	Horário		
0713	9	29.64	70	3	14	46.5		Horário		

Nº ZEN	T	G	L	SPL	ID	D	RH	CW/CCW	Familia/Family/Familia	108
0536	9	30	39.5	6	12	46.5		Anti-horário		
0708	10	32.18	36.5	6	11.96	46.5		Anti-horário		
0754	11	33.5	39.5	6	12	46.5		Anti-horário		
0773	9	29.64	34	6	12	46.5		Anti-horário		
0898	11	43.1	40.5	19	12	54.5		Horário		
0981	13	30	36.5	10	12.14	68		Horário		
1191	9	30	39.5	6	12	46.5		Anti-horário		
1218	8	27.8	34	6	12	46.5		Anti-horário		
1453	9	29.66	36.5	6	11.96	46.5		Anti-horário		
1454	9	29	36.5	6	11.96	46.5		Anti-horário		
1455	10	32.18	36.5	6	11.96	43.5		Anti-horário		

Nº ZEN	T	G	L	SPL	ID	D	RH	CW/CCW	Familia/Family/Familia	109
1534	9	25.8	75	10	10	46		Anti-horário		
1768	12	37.8	87.15	4	10	48.9		Horário		
1769	23	17.5	106.8	6	14.02	60		Horário		
1824	13	34.65	87.3	4	10	48.9		Anti-horário		
1893	11	29.35	81	4	12	49.8		Anti-horário		
1910	11	29.2	81.2	4	12	48.9		Anti-horário		
1930	9	29.3	82	8	12	48.9		Horário		

Nº ZEN	T	G	L	SPL	ID	D	RH	CW/CCW	Familia/Family/Familia	110
0595	8	28.2	50	8	12	46.5		Horário		
0617	9	30	51	8	12	46.5		Horário		
0679	8	28.2	58.5	8	12	46.5		Horário		
0711	8	28.2	75.8	8	12	46.5		Horário		
0801	10	33	51	8	12	46.5		Horário		
0825	10	27.94	50.5	8	12	46.5		Horário		
1538	10	33	64	8	12	46.5		Horário		
1681	12	32.28	51.9	8	12	46.3		Horário		
1695	8	28.2	50.7	8	12.06	45.2		Horário		
1706	8	28.2	43	8	12	46.5		Horário		
1761	10	27.94	51	8	12	46.5		Horário		
1764	11	34.5	50.7	8	12	45.3		Horário		
1770	11	34.8	40.1	8	12	46.5		Horário		
1771	8	28.2	51	8	12	46.5		Horário		
1799	10	32	45	8	12	46.6		Horário		
1876	11	34.5	42.5	8	12	46.5		Horário		
1903	9	30.8	51	8	13.01	46.5		Horário		
1909	10	27.5	42.5	8	12	46.5		Horário		
1916	10	31.7	36.6	8	12	46.5		Horário		

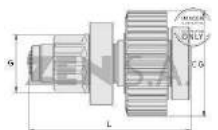
T	G	L	SPL	ID	D	RH	CW/CCW
Nº de Dentes # Of Pinon Teeth # De Los Dientes Del Pinón	Diâmetro Externo (mm) Pinon O.D. Piñon-Dimension	Comprimento (mm) Length Largo	Nº de Estrial # Of Splines # De Estrías	Diâmetro da Bucha (mm) Pinon I.D. Pinõn-Dimensiõn Interna	Diâmetro da Capa (mm) Drive O.D. Dimensõn Externa	Profundidade de Rebaixo Height of Rabbet Altura Del Rebajo	Horário/Anti Horário Clockwise/Counter Clockwise Horario/Antihorario

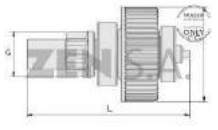
Nº ZEN	T	G	L	SPL	ID	D	RH	CW/CCW	Familia/Family/Familia	115
0890	23	54.4	46.5	12	12	45.3	1.85	Horário		
0907	13	46	46.5	12	12.02	45.3	1.85	Horário		
1192	10	27.94	47	12	12	46.5	2	Horário		
1193	9	30	47	12	12	46.5	2	Horário		
1199	12	31.8	47	12	12	46.5	2	Horário		
1208	10	26.82	47	12	12	46.5		Horário		
1217	9	37.18	59.5	12	12	48.7		Horário		
1224	10	27.9	46.6	12	12	45.3	1.85	Horário		
1225	9	30	46.5	12	12	45.3	1.85	Horário		
1226	12	31.8	46.5	12	12	45.3	1.85	Horário		
1228	10	26.82	46.5	12	12	45.3	1.85	Horário		
1539	12	37.6	46.5	12	12	45.3	1.85	Anti-horário		
1552	9	25.8	47	12	12	46.5	2	Horário		
1553	11	30	47	12	12	46.5	2	Horário		
1570	9	25.8	44.5	12	12	46.5	2	Horário		
1575	10	33.02	44.5	12	12	46.5	2	Horário		
1585	11	34.4	46.6	6	12.06	45.3	1.85	Horário		
1612	11	34.4	44.5	12	12	46.5	2	Horário		
1646	12	37.8	47	12	12	46.5	2	Horário		
1714	11	36	46.7	12	12	45.4	1.85	Horário		
1820	10	26.82	57.8	12	12	45.3	1.8	Horário		
1871	11	34.4	46.9	6	12.06	45.5		Horário		

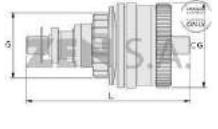
Nº ZEN	T	G	L	SPL	ID	D	RH	CW/CCW	Familia/Family/Familia	116
0959	18	13.2	82	6		45.3		Horário		
1677	18	12.15	89.1	6		45.3		Anti-horário		

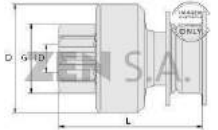
Nº ZEN	T	G	L	SPL	ID	D	RH	CW/CCW	Familia/Family/Familia	117
0634	9	29.6	49	10	12.5	46.5	2.5	Horário		
0915	9	25.8	55	9	12.06	46.5	4	Horário		
0978	10	40	61	10	12	60		Horário		
0990	10	26.82	55	9	12.1	46.5	4	Horário		
1020	8	28	38.5	10	12.51	46.5	2.5	Horário		
1021	8	28	48.5	10	12.5	46.5	2.5	Horário		
1134	10	27.94	55	9	12.1	46.5	4	Horário		
1532	8	28	61.5	10	12.51	46.5	2.5	Anti-horário		
1556	11	34.8	38.5	10	12.51	46.5	2.5	Horário		
1557	13	33.3	38.5	10	12.51	46.5	2.5	Horário		
1613	11	34.4	55	9	12	46.6	4	Horário		
1617	11	34.4	55.5	9	12.06	46.6	4	Horário		
1621	13	46	55	9	12.06	46.6	4	Anti-horário		
1636	9	34.8	55	9	12.06	46.5	4	Horário		
1713	13	46	54.9	9	12.06	46.6	4	Horário		
1745	9	25.8	40.5	8	12	46.5		Horário		
1762	10	27.94	44	10	12.5	46.5	2.5	Horário		
1775	8	28.2	43.6	8	12	46.5		Horário		
1779	10	27.94	38.6	10	12.51	46.5		Horário		
1781	10	27.94	48.2	8	12	46.5		Horário		
1787	9	29.6	43.3	8	12	46.5		Horário		
1788	11	35	43.3	8	12	46.5		Horário		
1796	9	34.1	38.6	10	12.51	46.5	2	Horário		
1847	8	28.2	40	8	12	46.5		Horário		
1911	13	34.5	39.8	8	10.03	46.3		Horário		
1912	10	27.94	36.3	8	10.03	43.6		Horário		
1913	11	30.05	36.3	8	10.03	43.6		Horário		
1923	10	27.94	40	8	12	46.5		Horário		
1940	10	32.18	40	8	12.05	46.5		Horário		
1949	10	27.94	42	8	12	46.5		Horário		

T	G	L	SPL	ID	D	RH	CW/CCW
Nº de Dentes # Of Pinon Teeth # De Los Dientes Del Pinón	Diâmetro Externo (mm) Pinon O.D. Piñon-Dimension	Comprimento (mm) Length Largo	Nº de Estrial # Of Splines # De Estrías	Diâmetro da Bucha (mm) Pinon I.D. Pinón-Dimensión Interna	Diâmetro da Capa (mm) Drive O.D. Dimensión Externa	Profundidade de Rebaixo Height of Rabbet Altura Del Rebajo	Horário/Anti Horário Clockwise/Counter Clockwise Horario/Antihorario


Nº ZEN	T	G	L	SPL	ID	D	RH	CW/CCW	Familia/Family/Familia	124
0750	11	29.3	83					Horário		
0816	10	33	83					Horário		
0817	10	28.2	83					Horário		
0818	9	29.6	83					Horário		
0921	11	40	102					Horário		
0946	9	33	102					Horário		
0947	9	29.64	102					Horário		
0954	10	37.8	83					Horário		
1097	10	37.8	102					Horário		
1201			52					Horário		
1215			64					Horário		
1555	13	40.8	110.5					Anti-horário		
1566	10	28.2	110					Horário		
1601	11	34.8	102					Horário		
1722	18	12.7	102					Horário		
1723	18	12.7	102					Anti-horário		
1766			52					Horário		
1767			66					Horário		
1846	10	40.8	110					Horário		
1863	9	29.64	83					Horário		
1864	9	29.64	110.5					Horário		
1905	11	34.8	133.5					Anti-horário		
1957	11	29.3	102					Horário		
1958	11	34.4	83					Anti-horário		

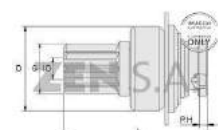
Nº ZEN	T	G	L	SPL	ID	D	RH	CW/CCW	Familia/Family/Familia	125
0815	9	29.3	99					Horário		
1548	9	29.3	95.7					Horário		

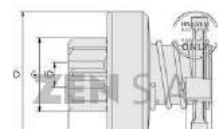
Nº ZEN	T	G	L	SPL	ID	D	RH	CW/CCW	Familia/Family/Familia	126
0749	19	44.5	107					Anti-horário		
0751	17	39.3	91.5					Anti-horário		
1036	23	52.1	107					Anti-horário		
1941	17	39.3	79.6					Anti-horário		

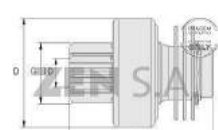
Nº ZEN	T	G	L	SPL	ID	D	RH	CW/CCW	Familia/Family/Familia	127
1088	11	29.5	56.5	12	12	46.5		Anti-horário		

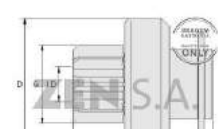
T	G	L	SPL	ID	D	RH	CW/CCW
Nº de Dentes # Of Pinon Teeth # De Los Dientes Del Pinón	Diámetro Externo (mm) Pinon O.D. Piñon-Dimension	Comprimento (mm) Length Largo	Nº de Estrial # Of Splines # De Estrías	Diámetro da Bucha (mm) Pinon I.D. Pinón-Dimensión Interna	Diámetro da Capa (mm) Drive O.D. Dimensión Externa	Profundidade de Rebaixo Height of Rabbet Altura Del Rebajo	Horário/Anti Horário Clockwise/Counter Clockwise Horario/Antihorario


Nº ZEN	T	G	L	SPL	ID	D	RH	CW/CCW	Familia/Family/Familia	128
0887	20	14.7	110	5		60	2.5	Horário		
1563	20	14.7	91	5		54.5	1.5	Horário		
1661	26	19.02	133.5	6		67.9	1.5	Horário		
1679	21	16.5	131.3	7		60		Horário		
1805	21	16.5	131.3	6		60		Horário		
1808	26	19.02	140.2	6		71.9	2.5	Horário		
1921	20	14.7	110	5		60.5	2.5	Horário		

Nº ZEN	T	G	L	SPL	ID	D	RH	CW/CCW	Familia/Family/Familia	129	
0860	10	27.94	73	9	12.1	46.5	4	Anti-horário			
1133	9	25.8	55	9	12.1	46.5	4	Horário			

Nº ZEN	T	G	L	SPL	ID	D	RH	CW/CCW	Familia/Family/Familia	130	
1025	9	34.8	64.5	10	12.11	60	12	Horário			
1630	9	29	64	10	12	54.5	11	Horário			
1693	10	40.4	72.7	10	12.06	60.4	11	Horário			

Nº ZEN	T	G	L	SPL	ID	D	RH	CW/CCW	Familia/Family/Familia	131	
0926	9	25.8	56.5	12	12	46.5	0.5	Horário			

Nº ZEN	T	G	L	SPL	ID	D	RH	CW/CCW	Familia/Family/Familia	132	
10003	9	25.82	47	6	12	46.5		Horário			
1048	8	28.2	45.5	6	12	43.5		Horário			
1614	10	27.5	47	6	12	46.5		Horário			
1886	10	27.5	50.6	6	12.06	46.5		Horário			

Nº ZEN	T	G	L	SPL	ID	D	RH	CW/CCW	Familia/Family/Familia	133	
1069	10	27.94	81	16	11	46.5		Anti-horário			
1108	9	25.8	80.5	16	11	46.5		Anti-horário			

T	G	L	SPL	ID	D	RH	CW/CCW
Nº de Dentes # Of Pinon Teeth # De Los Dientes Del Piñón	Diâmetro Externo (mm) Pinon O.D. Piñon-Dimension	Comprimento (mm) Length Largo	Nº de Estrial # Of Splines # De Estrías	Diâmetro da Bucha (mm) Pinon I.D. Pinón-Dimensión Interna	Diâmetro da Capa (mm) Drive O.D. Dimensión Externa	Profundidade de Rebaixo Height of Rabbet Altura Del Rebajo	Horário/Anti Horário Clockwise/Counter Clockwise Horario/Antihorario

Nº ZEN	T	G	L	SPL	ID	D	RH	CW/CCW	Familia/Family/Familia	134
0957	20	14.7	116.8	10		64.8		Horário		
1043	18	13.32	109.8	8		56		Horário		
1046	20	14.7	126	10		64.8		Horário		
1047	20	14.7	119	10		64.8		Horário		
1577	19	14.65	116.8	10		64.8		Horário		
1667	19	14.65	126	10		64.8		Anti-horário		
1853	20	14.7	138.2	10		65		Horário		

Nº ZEN	T	G	L	SPL	ID	D	RH	CW/CCW	Familia/Family/Familia	138
1712	9	25.8	82.3	11	11	46.6		Anti-horário		
1741	10	27.94	80.4	11	11	46.6		Anti-horário		
1856	11	27.5	90.8	16	11	50.1		Anti-horário		

Nº ZEN	T	G	L	SPL	ID	D	RH	CW/CCW	Familia/Family/Familia	139
1875	9	29.6	85.7			45.3		Horário		
1879	11	29.7	85.7			45.3		Horário		

Nº ZEN	T	G	L	SPL	ID	D	RH	CW/CCW	Familia/Family/Familia	141
1647	10	32.1	117.4	6	12.06	59		Horário		
1837	10	40	164.6	6	12.06	59.5		Horário		

Nº ZEN	T	G	L	SPL	ID	D	RH	CW/CCW	Familia/Family/Familia	142
1809	23	17.5	144.2	6	13.01	69.5		Horário		
1810	28	20.1	148	6	13.01	71.9		Horário		
1811	23	17.5	144.2	6	13.01	71.9		Horário		

Nº ZEN	T	G	L	SPL	ID	D	RH	CW/CCW	Familia/Family/Familia	143
1813	9	29.64	43.5	10	11.02	45.9		Horário		
1816	9	34.1	43.5	10	11.08	45.9		Horário		
1841	10	32	43.5	10	11.02	45.9		Horário		
1887	9	29.64	50	10	11.02	45.9		Horário		
1902	11	30	43.5	10	11.02	45.9		Horário		
1942	12	31.8	43.5	10	11.02	45.9		Horário		
1943	11	35.4	51.5	10	11.02	45.9		Horário		

T	G	L	SPL	ID	D	RH	CW/CCW
Nº de Dentes # Of Pinon Teeth # De Los Dientes Del Pinón	Diâmetro Externo (mm) Pinon O.D. Piñon-Dimension	Comprimento (mm) Length Largo	Nº de Estrial # Of Splines # De Estrías	Diâmetro da Bucha (mm) Pinon I.D. Pinón-Dimensión Interna	Diâmetro da Capa (mm) Drive O.D. Dimensión Externa	Profundidade de Rebaixo Height of Rabbet Altura Del Rebajo	Horário/Anti Horário Clockwise/Counter Clockwise Horario/Antihorario

Nº ZEN	T	G	L	SPL	ID	D	RH	CW/CCW	Familia/Family/Familia	144
1827	11	40	146.3					Horário		
1828			91.9					Horário		
1829	13	39.5	146.3					Horário		
1830	12	44.9	146.3					Horário		
1831	10	40	146.3					Horário		

Nº ZEN	T	G	L	SPL	ID	D	RH	CW/CCW	Familia/Family/Familia	145
1861	9	33	95.3					Horário		
1862	9	36	95.3					Horário		
1865	11	40.5	103.3					Anti-horário		
1883	9	36	100					Horário		

Nº ZEN	T	G	L	SPL	ID	D	RH	CW/CCW	Familia/Family/Familia	146
1877	10	27.8	81.2			44.2		Horário		

Nº ZEN	T	G	L	SPL	ID	D	RH	CW/CCW	Familia/Family/Familia	147
1885	9	29.5	75	5	11.02	41.5		Anti-horário		

Nº ZEN	T	G	L	SPL	ID	D	RH	CW/CCW	Familia/Family/Familia	148
1888	9	35.5	136	6	15.1	64.6		Horário		

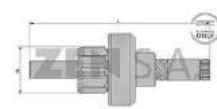
Nº ZEN	T	G	L	SPL	ID	D	RH	CW/CCW	Familia/Family/Familia	149
1890	10	28.36	81.8	10	12.06	48.7	15.8	Anti-horário		
1891	10	28.36	89	10	12.06	48.7	15.8	Anti-horário		

T	G	L	SPL	ID	D	RH	CW/CCW
Nº de Dentes # Of Pinon Teeth # De Los Dientes Del Piñón	Diâmetro Externo (mm) Pinon O.D. Piñon-Dimension	Comprimento (mm) Length Largo	Nº de Estrial # Of Splines # De Estrías	Diâmetro da Bucha (mm) Pinon I.D. Pinõn-Dimensi3n Interna	Diâmetro da Capa (mm) Drive O.D. Dimensi3n Externa	Profundidade de Rebaixo Height of Rabbet Altura Del Rebajo	Horário/Anti Horário Clockwise/Counter Clockwise Horario/Antihorario

Nº ZEN	T	G	L	SPL	ID	D	RH	CW/CCW	Familia/Family/Familia	151
1803	13	34.65	97.85	16		45.8		Anti-horário		



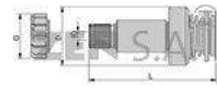
Nº ZEN	T	G	L	SPL	ID	D	RH	CW/CCW	Familia/Family/Familia	155
1849	9	29.64	110.7	6	11	45.3		Horário		



Nº ZEN	T	G	L	SPL	ID	D	RH	CW/CCW	Familia/Family/Familia	158
1934	13	34.65	96.5	4	12	49.8		Anti-horário		



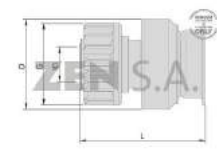
Nº ZEN	T	G	L	SPL	ID	D	RH	CW/CCW	Familia/Family/Familia	159
1826	13	34.4	98	16	14.25	50.7		Anti-horário		
1919	11	41	96.6	16	11	53.4		Horário		



Nº ZEN	T	G	L	SPL	ID	D	RH	CW/CCW	Familia/Family/Familia	160
1918	11	43.7	121.5			46.5		Horário		



















Nº ZEN	T	G	L	SPL	ID	D	RH	CW/CCW	Familia/Family/Familia	161
1922	17	41.8	64.1	4	12	46.5		Horário		



T	G	L	SPL	ID	CT	D	FAM	CW/CCW
Nº de Dentes # Of Pinon Teeth # De Los Dientes Del Pinón	Ø Externo (mm) Pinon O.D. Piñon - Ø Externa	Comprimento Total (mm) Length Largo	Nº de Estriás # Of Splines # De Estriás	Ø da Bucha (mm) Pinon I.D. Pinón - Ø Interna	Nº Dentes Coroa # Barrel Gear Teeth # Dientes de la Corona	Ø da Capa (mm) Drive O.D. Ø Externa	Família Family Familia	Horário/Anti Horário Clockwise/Counter Clockwise Horario/Antihorario

0001	1.01.0001.0	0005	1.01.0005.0	0006	1.01.0006.0	0010	1.01.0010.0
	T 9 G 29.64 L 73.5 SPL 6 ID 14.3 D 54.5 FAM 020 CW/CCW Horário		T 9 G 29.64 L 73.5 SPL 6 ID 14.3 D 46.5 FAM 020 CW/CCW Horário		T 9 G 29.64 L 74.5 SPL 3 ID 14.26 D 46.5 FAM 023 CW/CCW Anti-horário		T 9 G 25.8 L 75 SPL 6 ID 12 D 46.2 FAM 020 CW/CCW Horário
APLICAÇÃO Application / Aplicación Pg. 287		APLICAÇÃO Application / Aplicación Pg. 287		APLICAÇÃO Application / Aplicación Pg. 287		APLICAÇÃO Application / Aplicación Pg. 287	
0013	1.01.0013.0	0015	1.01.0015.0	0020	1.01.0020.0	0022	1.01.0022.0
	T 9 G 25.8 L 75.5 SPL 3 ID 12 D 46.2 FAM 020 CW/CCW Horário		T 9 G 29.64 L 77.5 SPL 3 ID 14.26 D 46.6 FAM 021 CW/CCW Horário		T 9 G 25.8 L 80.5 SPL 3 ID 12 D 46.2 FAM 020 CW/CCW Horário		T 9 G 29.64 L 100 SPL 6 ID 14.26 D 46.5 FAM 020 CW/CCW Horário
APLICAÇÃO Application / Aplicación Pg. 287		APLICAÇÃO Application / Aplicación Pg. 287		APLICAÇÃO Application / Aplicación Pg. 288		APLICAÇÃO Application / Aplicación Pg. 288	
0024	1.01.0024.0	0025	1.01.0025.0	0028	1.01.0028.0	0034	1.01.0034.0
	T 10 G 40 L 79.5 SPL 6 ID 14.29 D 60 FAM 020 CW/CCW Horário		T 9 G 34.8 L 76.5 SPL 6 ID 14.3 D 60 FAM 020 CW/CCW Horário		T 9 G 34.8 L 90 SPL 3 ID 14.29 D 54.5 FAM 021 CW/CCW Horário		T 9 G 34.8 L 91 SPL 3 ID 14.26 D 60 FAM 021 CW/CCW Horário
APLICAÇÃO Application / Aplicación Pg. 288		APLICAÇÃO Application / Aplicación Pg. 288		APLICAÇÃO Application / Aplicación Pg. 289		APLICAÇÃO Application / Aplicación Pg. 289	
0039	1.01.0039.0	0041	1.01.0041.0	0043	1.01.0043.0	0044	1.01.0044.0
	T 10 G 40 L 96 SPL 6 ID 14.3 D 60 FAM 020 CW/CCW Horário		T 11 G 41 L 102.5 SPL 6 ID 14.3 D 60 FAM 020 CW/CCW Horário		T 10 G 40 L 87 SPL 3 ID 14.26 D 60 FAM 021 CW/CCW Horário		T 9 G 25.8 L 78 SPL 3 ID 12 D 46.6 FAM 021 CW/CCW Horário
APLICAÇÃO Application / Aplicación Pg. 289		APLICAÇÃO Application / Aplicación Pg. 289		APLICAÇÃO Application / Aplicación Pg. 289		APLICAÇÃO Application / Aplicación Pg. 289	

















T	G	L	SPL	ID	CT	D	FAM	CW/CCW
Nº de Dentes # Of Pinon Teeth # De Los Dientes Del Pinón	Ø Externo (mm) Pinon O.D. Piñon - Ø Externa	Comprimento Total (mm) Length Largo	Nº de Estriás # Of Splines # De Estriás	Ø da Bucha (mm) Pinon I.D. Pinón - Ø Interna	Nº Dentes Coroa # Barrel Gear Teeth # Dientes de la Corona	Ø da Capa (mm) Drive O.D. Ø Externa	Família Family Familia	Horário/Anti Horário Clockwise/Counter Clockwise Horario/Antihorario

0045	1.01.0045.0	0046	1.01.0046.0	0049	1.01.0049.0	0050	1.01.0050.0
	T 9 G 25.8 L 80.5 SPL 6 ID 12 D 46.2 FAM 020 CW/CCW Horário		T 9 G 25.8 L 90 SPL 3 ID 12 D 45.5 FAM 021 CW/CCW Horário		T 12 G 37.6 L 75.5 SPL 6 ID 12 D 46.5 FAM 037 CW/CCW Horário		T 10 G 33 L 75 SPL 6 ID 12 D 46.6 FAM 020 CW/CCW Horário
APLICAÇÃO Application / Aplicación Pg. 290		APLICAÇÃO Application / Aplicación Pg. 290		APLICAÇÃO Application / Aplicación Pg. 290		APLICAÇÃO Application / Aplicación Pg. 290	
0051	1.01.0051.0	0052	1.01.0052.0	0053	1.01.0053.0	0054	1.01.0054.0
	T 12 G 46.3 L 96 SPL 3 ID 14.3 D 60 FAM 020 CW/CCW Horário		T 9 G 29.64 L 95 SPL 3 ID 14.3 D 60 FAM 020 CW/CCW Horário		T 9 G 25.8 L 71.8 SPL 12 ID 12 D 46.5 FAM 006 CW/CCW Horário		T 9 G 25.8 L 77 SPL 3 ID 12 D 46.6 FAM 035 CW/CCW Horário
APLICAÇÃO Application / Aplicación Pg. 290		APLICAÇÃO Application / Aplicación Pg. 291		APLICAÇÃO Application / Aplicación Pg. 291		APLICAÇÃO Application / Aplicación Pg. 291	
0056	1.01.0056.0	0059	1.01.0059.0	0060	1.01.0060.0	0061	1.01.0061.0
	T 9 G 29.64 L 73.5 SPL 6 ID 12 D 46.5 FAM 020 CW/CCW Horário		T 11 G 41 L 92 SPL 3 ID 14.26 D 60 FAM 021 CW/CCW Horário		T 10 G 40 L 91.5 SPL 3 ID 14.26 D 60 FAM 021 CW/CCW Horário		T 13 G 46 L 92 SPL 3 ID 14.26 D 60 FAM 021 CW/CCW Horário
APLICAÇÃO Application / Aplicación Pg. 291		APLICAÇÃO Application / Aplicación Pg. 292		APLICAÇÃO Application / Aplicación Pg. 292		APLICAÇÃO Application / Aplicación Pg. 292	
0062	1.01.0062.0	0064	1.01.0064.0	0065	1.01.0065.0	0067	1.01.0067.0
	T 9 G 34.8 L 77.5 SPL 3 ID 14.26 D 46.6 FAM 021 CW/CCW Horário		T 10 G 40 L 70 SPL 3 ID 17 D 60 FAM 039 CW/CCW Horário		T 9 G 25.816 L 62 SPL 10 ID 11.08 D 46.3 FAM 007 CW/CCW Anti-horário		T 10 G 40 L 73 SPL 3 ID 17 D 60 FAM 039 CW/CCW Horário
APLICAÇÃO Application / Aplicación Pg. 292		APLICAÇÃO Application / Aplicación Pg. 292		APLICAÇÃO Application / Aplicación Pg. 293		APLICAÇÃO Application / Aplicación Pg. 293	

















T	G	L	SPL	ID	CT	D	FAM	CW/CCW
Nº de Dentes # Of Pinon Teeth # De Los Dientes Del Pinón	Ø Externo (mm) Pinon O.D. Piñon - Ø Externa	Comprimento Total (mm) Length Largo	Nº de Estrias # Of Splines # De Estriás	Ø da Bucha (mm) Pinon I.D. Pinón - Ø Interna	Nº Dentes Coroa # Barrel Gear Teeth # Dientes de la Corona	Ø da Capa (mm) Drive O.D. Ø Externa	Familia Family Familia	Horário/Anti Horário Clockwise/Counter Clockwise Horario/Antihorario

0068	1.01.0068.0	0070	1.01.0070.0	0073	1.01.0073.0	0077	1.01.0077.0
	T 9 G 25.8 L 64 SPL 10 ID 12 D 46.5 FAM 002 CW/CCW Horário		T 12 G 37.6 L 92.5 SPL 6 ID 12 D 46.5 FAM 020 CW/CCW Horário		T 9 G 29.64 L 87 SPL 6 ID 12 D 46.5 FAM 020 CW/CCW Horário		T 9 G 29.64 L 64 SPL 10 ID 12 D 46.5 FAM 007 CW/CCW Horário
APLICAÇÃO Application / Aplicación Pg. 293		APLICAÇÃO Application / Aplicación Pg. 293		APLICAÇÃO Application / Aplicación Pg. 293		APLICAÇÃO Application / Aplicación Pg. 293	
0080	1.01.0080.0	0082	1.01.0082.0	0084	1.01.0084.0	0085	1.01.0085.0
	T 9 G 25.8 L 68.5 SPL 10 ID 12 D 46.3 FAM 049 CW/CCW Horário		T 10 G 26.82 L 66 SPL 10 ID 12 D 46.5 FAM 007 CW/CCW Horário		T 13 G 47 L 79.5 SPL 6 ID 14.26 D 60 FAM 020 CW/CCW Horário		T 9 G 34.8 L 79 SPL 6 ID 14.26 D 60 FAM 020 CW/CCW Horário
APLICAÇÃO Application / Aplicación Pg. 294		APLICAÇÃO Application / Aplicación Pg. 294		APLICAÇÃO Application / Aplicación Pg. 294		APLICAÇÃO Application / Aplicación Pg. 294	
0086	1.01.0086.0	0092	1.01.0092.0	0093	1.01.0093.0	0096	1.01.0096.0
	T 9 G 29.64 L 97.5 SPL 6 ID 12 D 46.5 FAM 020 CW/CCW Horário		T 9 G 34.8 L 86.5 SPL 3 ID 14.26 D 60 FAM 021 CW/CCW Horário		T 10 G 40 L 96 SPL 3 ID 14.29 D 60 FAM 020 CW/CCW Horário		T 10 G 40 L 70 SPL 12 ID 17 D 60 FAM 039 CW/CCW Horário
APLICAÇÃO Application / Aplicación Pg. 294		APLICAÇÃO Application / Aplicación Pg. 295		APLICAÇÃO Application / Aplicación Pg. 295		APLICAÇÃO Application / Aplicación Pg. 295	
0097	1.01.0097.0	0101	1.01.0101.0	0102	1.01.0102.0	0104	1.01.0104.0
	T 12 G 46.3 L 120.1 SPL 19 ID 15.9 D 58.4 FAM 051 CW/CCW Horário		T 11 G 41 L 89 SPL 10 ID 14.3 D 60 FAM 014 CW/CCW Horário		T 10 G 40 L 95 SPL 3 ID 15 D 60 FAM 035 CW/CCW Horário		T 9 G 25.8 L 72 SPL 6 ID 12 D 46.5 FAM 017 CW/CCW Horário
APLICAÇÃO Application / Aplicación Pg. 295		APLICAÇÃO Application / Aplicación Pg. 295		APLICAÇÃO Application / Aplicación Pg. 296		APLICAÇÃO Application / Aplicación Pg. 296	

















T	G	L	SPL	ID	CT	D	FAM	CW/CCW
Nº de Dentes # Of Pinon Teeth # De Los Dientes Del Pinón	Ø Externo (mm) Pinon O.D. Piñon - Ø Externa	Comprimento Total (mm) Length Largo	Nº de Estrias # Of Splines # De Estriás	Ø da Bucha (mm) Pinon I.D. Pinón - Ø Interna	Nº Dentes Coroa # Barrel Gear Teeth # Dientes de la Corona	Ø da Capa (mm) Drive O.D. Ø Externa	Família Family Familia	Horário/Anti Horário Clockwise/Counter Clockwise Horario/Antihorario

0105	1.01.0105.0	0108	1.01.0108.0	0110	1.01.0110.0	0111	1.01.0111.0
	T 9 G 34.8 L 91 SPL 10 ID 14.3 D 60 FAM 014 CW/CCW Horário		T 9 G 25.8 L 64 SPL 10 ID 12 D 46.7 FAM 001 CW/CCW Horário		T 11 G 56.7 L 120.1 SPL 19 ID 15.9 D 58.4 FAM 051 CW/CCW Horário		T 11 G 29.5 L 64 SPL 10 ID 12 D 46.5 FAM 001 CW/CCW Horário
APLICAÇÃO Application / Aplicación Pg. 296		APLICAÇÃO Application / Aplicación Pg. 297		APLICAÇÃO Application / Aplicación Pg. 297		APLICAÇÃO Application / Aplicación Pg. 297	
0112	1.01.0112.0	0114	1.01.0114.0	0115	1.01.0115.0	0117	1.01.0117.0
	T 10 G 32 L 96 SPL 3 ID 14.26 D 60 FAM 020 CW/CCW Horário		T 12 G 46.3 L 108 SPL 6 ID 11.26 D 60 FAM 017 CW/CCW Horário		T 9 G 25.8 L 66 SPL 10 ID 12 D 46.5 FAM 009 CW/CCW Horário		T 12 G 46.3 L 120.1 SPL 19 ID 19 D 58.4 FAM 051 CW/CCW Horário
APLICAÇÃO Application / Aplicación Pg. 298		APLICAÇÃO Application / Aplicación Pg. 298		APLICAÇÃO Application / Aplicación Pg. 298		APLICAÇÃO Application / Aplicación Pg. 298	
0118	1.01.0118.0	0119	1.01.0119.0	0120	1.01.0120.0	0125	1.01.0125.0
	T 10 G 40 L 91 SPL 10 ID 14.26 D 60 FAM 014 CW/CCW Horário		T 9 G 29.64 L 66.5 SPL 10 ID 12.51 D 46.5 FAM 048 CW/CCW Anti-horário		T 9 G 25.8 L 70.8 SPL 6 ID 11.5 D 46.5 FAM 048 CW/CCW Horário		T 13 G 47 L 89.5 SPL 3 ID 14.29 D 60 FAM 020 CW/CCW Anti-horário
APLICAÇÃO Application / Aplicación Pg. 299		APLICAÇÃO Application / Aplicación Pg. 299		APLICAÇÃO Application / Aplicación Pg. 299		APLICAÇÃO Application / Aplicación Pg. 299	
0126	1.01.0126.0	0131	1.01.0131.0	0133	1.01.0133.0	0134	1.01.0134.0
	T 9 G 25.8 L 72 SPL 6 ID 12 D 46.5 FAM 017 CW/CCW Horário		T 9 G 25.8 L 66.5 SPL 10 ID 11 D 46.5 FAM 048 CW/CCW Anti-horário		T - G - L 166 SPL 21 ID - D 75.5 FAM 058 CW/CCW -		T 13 G 46 L 73 SPL 12 ID 17 D 60 FAM 039 CW/CCW Horário
APLICAÇÃO Application / Aplicación Pg. 300		APLICAÇÃO Application / Aplicación Pg. 300		APLICAÇÃO Application / Aplicación Pg. 300		APLICAÇÃO Application / Aplicación Pg. 300	

T	G	L	SPL	ID	CT	D	FAM	CW/CCW
Nº de Dentes # Of Pinon Teeth # De Los Dientes Del Pinón	ø Externo (mm) Pinon O.D. Piñon - ø Externa	Comprimento Total (mm) Length Largo	Nº de Estrias # Of Splines # De Estriás	ø da Bucha (mm) Pinon I.D. Pinón - ø Interna	Nº Dentes Coroa # Barrel Gear Teeth # Dientes de la Corona	ø da Capa (mm) Drive O.D. ø Externa	Familia Family Familia	Horário/Anti Horário Clockwise/Counter Clockwise Horario/Antihorario

0135	1.01.0135.0	0139	1.01.0139.0	0140	1.01.0140.0	0141	1.01.0141.0
	T 9 G 25.8 L 77 SPL 12 ID 12 D 46.5 FAM 004 CW/CCW Horário		T 9 G 25.8 L 64 SPL 10 ID 12 D 46.5 FAM 007 CW/CCW Horário		T 9 G 29.64 L 82 SPL 10 ID 12.5 D 46.6 FAM 050 CW/CCW Horário		T 9 G 29.64 L 62 SPL 10 ID 13 D 46.5 FAM 026 CW/CCW Horário
APLICAÇÃO Application / Aplicación Pg. 301		APLICAÇÃO Application / Aplicación Pg. 301		APLICAÇÃO Application / Aplicación Pg. 301		APLICAÇÃO Application / Aplicación Pg. 301	
0144	1.01.0144.0	0150	1.01.0150.0	0153	1.01.0153.0	0155	1.01.0155.0
	T 9 G 29.64 L 60.5 SPL 8 ID 12.8 D 45.5 FAM 030 CW/CCW Horário		T 10 G 40 L 73 SPL 12 ID 17 D 60 FAM 039 CW/CCW Horário		T 13 G 46 L 91 SPL 10 ID 14.26 D 60 FAM 014 CW/CCW Horário		T 10 G 40 L 73 SPL 12 ID 17 D 60 FAM 014 CW/CCW Horário
APLICAÇÃO Application / Aplicación Pg. 302		APLICAÇÃO Application / Aplicación Pg. 302		APLICAÇÃO Application / Aplicación Pg. 302		APLICAÇÃO Application / Aplicación Pg. 302	
0158	1.01.0158.0	0160	1.01.0160.0	0161	1.01.0161.0	0162	1.01.0162.0
	T 9 G 25.8 L 70 SPL 9 ID 12 D 46.5 FAM 017 CW/CCW Horário		T 9 G 29.64 L 74 SPL 3 ID 12.06 D 46.5 FAM 026 CW/CCW Horário		T 9 G 25.8 L 74 SPL 3 ID 12 D 46.5 FAM 026 CW/CCW Horário		T 9 G 29.64 L 64.5 SPL 9 ID 12.06 D 46.6 FAM 005 CW/CCW Horário
APLICAÇÃO Application / Aplicación Pg. 302		APLICAÇÃO Application / Aplicación Pg. 303		APLICAÇÃO Application / Aplicación Pg. 303		APLICAÇÃO Application / Aplicación Pg. 303	
0163	1.01.0163.0	0182	1.01.0182.0	0183	1.01.0183.0	0184	1.01.0184.0
	T 9 G 34.4 L 64 SPL 10 ID 12 D 46.5 FAM 008 CW/CCW Horário		T 13 G 49.7 L 120.1 SPL 19 ID 15.9 D 58.4 FAM 051 CW/CCW Horário		T 9 G 25.8 L 60 SPL 9 ID 12 D 46.5 FAM 026 CW/CCW Horário		T 9 G 29.64 L 64 SPL 10 ID 12.51 D 46.6 FAM 047 CW/CCW Horário
APLICAÇÃO Application / Aplicación Pg. 303		APLICAÇÃO Application / Aplicación Pg. 303		APLICAÇÃO Application / Aplicación Pg. 303		APLICAÇÃO Application / Aplicación Pg. 304	

















T	G	L	SPL	ID	CT	D	FAM	CW/CCW
Nº de Dentes # Of Pinon Teeth # De Los Dientes Del Pinón	Ø Externo (mm) Pinon O.D. Piñon - Ø Externa	Comprimento Total (mm) Length Largo	Nº de Estrias # Of Splines # De Estriás	Ø da Bucha (mm) Pinon I.D. Pinón - Ø Interna	Nº Dentes Coroa # Barrel Gear Teeth # Dientes de la Corona	Ø da Capa (mm) Drive O.D. Ø Externa	Família Family Familia	Horário/Anti Horário Clockwise/Counter Clockwise Horario/Antihorario

0186	1.01.0186.0	0188	1.01.0188.0	0189	1.01.0189.0	0191	1.01.0191.0
	T 10 G 40 L 96.5 SPL 6 ID 14.29 D 60 FAM 020 CW/CCW Horário		T 11 G 56.7 L 120.1 SPL 19 ID 19 D 58.4 FAM 051 CW/CCW Horário		T 9 G 25.8 L 68 SPL 9 ID 12 D 46.5 FAM 018 CW/CCW Horário		T 9 G 25.8 L 74.5 SPL 3 ID 11 D 46.5 FAM 023 CW/CCW Anti-horário
APLICAÇÃO Application / Aplicación Pg. 304		APLICAÇÃO Application / Aplicación Pg. 304		APLICAÇÃO Application / Aplicación Pg. 304		APLICAÇÃO Application / Aplicación Pg. 305	
0192	1.01.0192.0	0193	1.01.0193.0	0198	1.01.0198.0	0205	1.01.0205.0
	T 9 G 25.8 L 64 SPL 3 ID 11 D 46.5 FAM 017 CW/CCW Anti-horário		T 9 G 29.64 L 100 SPL 6 ID 12 D 46.5 FAM 020 CW/CCW Horário		T 10 G 40 L 102.5 SPL 6 ID 14.26 D 60 FAM 020 CW/CCW Horário		T 9 G 25.8 L 62 SPL 12 ID 12 D 46.5 FAM 020 CW/CCW Horário
APLICAÇÃO Application / Aplicación Pg. 305		APLICAÇÃO Application / Aplicación Pg. 305		APLICAÇÃO Application / Aplicación Pg. 305		APLICAÇÃO Application / Aplicación Pg. 305	
0213	1.01.0213.0	0215	1.01.0215.0	0216	1.01.0216.0	0217	1.01.0217.0
	T 11 G 29.5 L 68 SPL 6 ID 14 D 46.5 FAM 010 CW/CCW Horário		T 9 G 29.64 L 76 SPL 12 ID 14 D 54.5 FAM 017 CW/CCW Horário		T 9 G 36.5 L 76 SPL 12 ID 14 D 54.5 FAM 016 CW/CCW Horário		T 9 G 29.64 L 76 SPL 6 ID 14 D 54.5 FAM 017 CW/CCW Horário
APLICAÇÃO Application / Aplicación Pg. 306		APLICAÇÃO Application / Aplicación Pg. 306		APLICAÇÃO Application / Aplicación Pg. 306		APLICAÇÃO Application / Aplicación Pg. 306	
0220	1.01.0220.0	0221	1.01.0221.0	0222	1.01.0222.0	0223	1.01.0223.0
	T 10 G 26.82 L 64 SPL 10 ID 12 D 46.5 FAM 007 CW/CCW Horário		T 9 G 25.8 L 64 SPL 10 ID 12 D 46.5 FAM 003 CW/CCW Horário		T 10 G 26.82 L 64 SPL 10 ID 12 D 46.5 FAM 003 CW/CCW Horário		T 9 G 29.64 L 69 SPL 10 ID 12 D 46.5 FAM 049 CW/CCW Horário
APLICAÇÃO Application / Aplicación Pg. 306		APLICAÇÃO Application / Aplicación Pg. 307		APLICAÇÃO Application / Aplicación Pg. 307		APLICAÇÃO Application / Aplicación Pg. 307	

T	G	L	SPL	ID	CT	D	FAM	CW/CCW
Nº de Dentes # Of Pinon Teeth # De Los Dientes Del Pinón	∅ Externo (mm) Pinon O.D. Piñon - ∅ Externa	Comprimento Total (mm) Length Largo	Nº de Estrias # Of Splines # De Estriás	∅ da Bucha (mm) Pinon I.D. Pinón - ∅ Interna	Nº Dentes Coroa # Barrel Gear Teeth # Dientes de la Corona	∅ da Capa (mm) Drive O.D. ∅ Externa	Familia Family Familia	Horário/Anti Horário Clockwise/Counter Clockwise Horario/Antihorario

0224	1.01.0224.0	0225	1.01.0225.0	0226	1.01.0226.0	0227	1.01.0227.0
	T 10 G 37.8 L 90 SPL 3 ID 14.26 D 54.5 FAM 021 CW/CCW Horário		T 9 G 34.8 L 92.5 SPL 3 ID 14.26 D 60 FAM 022 CW/CCW Horário		T 11 G 41 L 92.5 SPL 3 ID 14.3 D 60 FAM 022 CW/CCW Horário		T 11 G 41 L 90 SPL 3 ID 14.26 D 54.5 FAM 021 CW/CCW Horário
APLICAÇÃO Application / Aplicación Pg. 307		APLICAÇÃO Application / Aplicación Pg. 307		APLICAÇÃO Application / Aplicación Pg. 308		APLICAÇÃO Application / Aplicación Pg. 308	
0228	1.01.0228.0	0229	1.01.0229.0	0238	1.01.0238.0	0243	1.01.0243.0
	T 9 G 25.8 L 71 SPL 10 ID 12 D 54.5 FAM 015 CW/CCW Horário		T 9 G 25.8 L 74 SPL 10 ID 11 D 46.5 FAM 007 CW/CCW Anti-horário		T 9 G 25.8 L 64 SPL 9 ID 12.06 D 46.5 FAM 005 CW/CCW Horário		T 9 G 25.8 L 66 SPL 12 ID 12 D 45.5 FAM 067 CW/CCW Horário
APLICAÇÃO Application / Aplicación Pg. 308		APLICAÇÃO Application / Aplicación Pg. 308		APLICAÇÃO Application / Aplicación Pg. 308		APLICAÇÃO Application / Aplicación Pg. 309	
0244	1.01.0244.0	0245	1.01.0245.0	0248	1.01.0248.0	0285	1.01.0285.0
	T 9 G 25.8 L 61.5 SPL 9 ID 12 D 46.5 FAM 018 CW/CCW Horário		T 9 G 25.8 L 59.5 SPL 9 ID 12 D 46.5 FAM 016 CW/CCW Anti-horário		T 9 G 25.8 L 59.5 SPL 12 ID 12 D 46.5 FAM 047 CW/CCW Horário		T 9 G 25.8 L 60 SPL 9 ID 12 D 46.5 FAM 047 CW/CCW Anti-horário
APLICAÇÃO Application / Aplicación Pg. 309		APLICAÇÃO Application / Aplicación Pg. 309		APLICAÇÃO Application / Aplicación Pg. 309		APLICAÇÃO Application / Aplicación Pg. 309	
0286	1.01.0286.0	0287	1.01.0287.0	0290	1.01.0290.0	0291	1.01.0291.0
	T 10 G 40 L 100 SPL 12 ID 17 D 60 FAM 040 CW/CCW Horário		T 9 G 25.8 L 55 SPL 9 ID 12 D 46.5 FAM 086 CW/CCW Horário		T 11 G 41 L 75 SPL - ID - D - FAM 054 CW/CCW Horário		T 9 G 34.8 L 74 SPL 10 ID 14.26 D 60 FAM 015 CW/CCW Horário
APLICAÇÃO Application / Aplicación Pg. 309		APLICAÇÃO Application / Aplicación Pg. 310		APLICAÇÃO Application / Aplicación Pg. 310		APLICAÇÃO Application / Aplicación Pg. 310	

















T	G	L	SPL	ID	CT	D	FAM	CW/CCW
Nº de Dentes # Of Pinon Teeth # De Los Dientes Del Pinón	ø Externo (mm) Pinon O.D. Piñon - ø Externa	Comprimento Total (mm) Length Largo	Nº de Estriás # Of Splines # De Estriás	ø da Bucha (mm) Pinon I.D. Pinón - ø Interna	Nº Dentes Coroa # Barrel Gear Teeth # Dientes de la Corona	ø da Capa (mm) Drive O.D. ø Externa	Família Family Familia	Horário/Anti Horário Clockwise/Counter Clockwise Horario/Antihorario

0292	1.01.0292.0	0293	1.01.0293.0	0294	1.01.0294.0	0297	1.01.0297.0
	T 9 G 25.8 L 64 SPL 10 ID 11 D 46.5 FAM 001 CW/CCW Horário		T 9 G 25.8 L 64 SPL 6 ID 12 D 46.5 FAM 017 CW/CCW Horário		T 9 G 25.8 L 64 SPL 6 ID 11 D 46.5 FAM 017 CW/CCW Anti-horário		T 9 G 25.8 L 66.5 SPL 12 ID 12 D 46.5 FAM 077 CW/CCW Horário
APLICAÇÃO Application / Aplicación Pg. 310		APLICAÇÃO Application / Aplicación Pg. 310		APLICAÇÃO Application / Aplicación Pg. 310		APLICAÇÃO Application / Aplicación Pg. 311	
0300	1.01.0300.0	0301	1.01.0301.0	0302	1.01.0302.0	0303	1.01.0303.0
	T 9 G 29.64 L 64.5 SPL 10 ID 12 D 46.5 FAM 009 CW/CCW Horário		T 9 G 34.8 L 91 SPL 10 ID 14.26 D 60 FAM 014 CW/CCW Horário		T 10 G 40 L 91 SPL 10 ID 14.26 D 60 FAM 014 CW/CCW Horário		T 12 G 46 L 94 SPL 10 ID 14.3 D 60 FAM 014 CW/CCW Horário
APLICAÇÃO Application / Aplicación Pg. 311		APLICAÇÃO Application / Aplicación Pg. 311		APLICAÇÃO Application / Aplicación Pg. 311		APLICAÇÃO Application / Aplicación Pg. 311	
0304	1.01.0304.0	0307	1.01.0307.0	0308	1.01.0308.0	0310	1.01.0310.0
	T 10 G 32 L 91 SPL 10 ID 14.26 D 60 FAM 014 CW/CCW Horário		T 9 G 25.8 L 64 SPL 10 ID 12 D 46.5 FAM 007 CW/CCW Horário		T 9 G 34.8 L 91 SPL 10 ID 14.26 D 60 FAM 014 CW/CCW Horário		T 9 G 34.8 L 75 SPL 10 ID 14.3 D 60 FAM 014 CW/CCW Horário
APLICAÇÃO Application / Aplicación Pg. 312		APLICAÇÃO Application / Aplicación Pg. 312		APLICAÇÃO Application / Aplicación Pg. 312		APLICAÇÃO Application / Aplicación Pg. 312	
0312	1.01.0312.0	0313	1.01.0313.0	0315	1.01.0315.0	0316	1.01.0316.0
	T 9 G 34.8 L 75 SPL 10 ID 14.3 D 60 FAM 014 CW/CCW Horário		T 12 G 46.3 L 75 SPL 10 ID 14.3 D 60 FAM 014 CW/CCW Horário		T 9 G 34.8 L 91 SPL 10 ID 14.3 D 60 FAM 014 CW/CCW Horário		T 11 G 41 L 91 SPL 10 ID 14.3 D 60 FAM 014 CW/CCW Horário
APLICAÇÃO Application / Aplicación Pg. 313		APLICAÇÃO Application / Aplicación Pg. 313		APLICAÇÃO Application / Aplicación Pg. 313		APLICAÇÃO Application / Aplicación Pg. 313	


T	G	L	SPL	ID	CT	D	FAM	CW/CCW
Nº de Dentes # Of Pinon Teeth # De Los Dientes Del Pinón	Ø Externo (mm) Pinon O.D. Piñon - Ø Externa	Comprimento Total (mm) Length Largo	Nº de Estriás # Of Splines # De Estriás	Ø da Bucha (mm) Pinon I.D. Pinón - Ø Interna	Nº Dentes Coroa # Barrel Gear Teeth # Dientes de la Corona	Ø da Capa (mm) Drive O.D. Ø Externa	Família Family Familia	Horário/Anti Horário Clockwise/Counter Clockwise Horario/Antihorario

0318	1.01.0318.0	0319	1.01.0319.0	0320	1.01.0320.0	0322	1.01.0322.0
	T 9 G 34.8 L 90 SPL 10 ID 14.26 D 54.5 FAM 021 CW/CCW Horário		T 9 G 25.8 L 73 SPL 10 ID 12 D 54.5 FAM 014 CW/CCW Horário		T 9 G 29.64 L 74 SPL 10 ID 14.3 D 54.5 FAM 015 CW/CCW Horário		T 10 G 40 L 70 SPL 3 ID 17 D 60 FAM 039 CW/CCW Horário
APLICAÇÃO Application / Aplicación Pg. 313		APLICAÇÃO Application / Aplicación Pg. 313		APLICAÇÃO Application / Aplicación Pg. 314		APLICAÇÃO Application / Aplicación Pg. 314	
0323	1.01.0323.0	0325	1.01.0325.0	0327	1.01.0327.0	0328	1.01.0328.0
	T 9 G 25.8 L 62 SPL 10 ID 11 D 46.5 FAM 002 CW/CCW Anti-horário		T 9 G 25.8 L 62 SPL 10 ID 12 D 46.5 FAM 001 CW/CCW Horário		T 9 G 29.64 L 86 SPL 10 ID 12.5 D 46.6 FAM 050 CW/CCW Horário		T 9 G 25.8 L 64 SPL 6 ID 11 D 46.5 FAM 068 CW/CCW Anti-horário
APLICAÇÃO Application / Aplicación Pg. 314		APLICAÇÃO Application / Aplicación Pg. 314		APLICAÇÃO Application / Aplicación Pg. 314		APLICAÇÃO Application / Aplicación Pg. 315	
0329	1.01.0329.0	0339	1.01.0339.0	0340	1.01.0340.0	0341	1.01.0341.0
	T 9 G 25.8 L 64 SPL 6 ID 12 D 46.5 FAM 069 CW/CCW Horário		T 9 G 25.8 L 82 SPL 10 ID 12.5 D 46.5 FAM 050 CW/CCW Horário		T 9 G 29.64 L 60.5 SPL 8 ID 12.8 D 45.5 FAM 032 CW/CCW Horário		T 9 G 29.64 L 86 SPL 10 ID 12.5 D 46.5 FAM 050 CW/CCW Anti-horário
APLICAÇÃO Application / Aplicación Pg. 315		APLICAÇÃO Application / Aplicación Pg. 315		APLICAÇÃO Application / Aplicación Pg. 315		APLICAÇÃO Application / Aplicación Pg. 315	
0342	1.01.0342.0	0343	1.01.0343.0	0345	1.01.0345.0	0348	1.01.0348.0
	T 8 G 27.6 L 86 SPL 10 ID 12.5 D 46.5 FAM 050 CW/CCW Anti-horário		T 9 G 34.8 L 82 SPL 10 ID 12.5 D 46.5 FAM 050 CW/CCW Horário		T 9 G 25.8 L 64 SPL 10 ID 12 D 46.7 FAM 007 CW/CCW Anti-horário		T 9 G 25.8 L 65 SPL 6 ID 12 D 46.5 FAM 069 CW/CCW Horário
APLICAÇÃO Application / Aplicación Pg. 315		APLICAÇÃO Application / Aplicación Pg. 316		APLICAÇÃO Application / Aplicación Pg. 316		APLICAÇÃO Application / Aplicación Pg. 316	


T	G	L	SPL	ID	CT	D	FAM	CW/CCW
Nº de Dentes # Of Pinon Teeth # De Los Dientes Del Pinón	ø Externo (mm) Pinon O.D. Piñon - ø Externa	Comprimento Total (mm) Length Largo	Nº de Estrias # Of Splines # De Estriás	ø da Bucha (mm) Pinon I.D. Pinón - ø Interna	Nº Dentes Coroa # Barrel Gear Teeth # Dientes de la Corona	ø da Capa (mm) Drive O.D. ø Externa	Familia Family Familia	Horário/Anti Horário Clockwise/Counter Clockwise Horario/Antihorario

0349	1.01.0349.0	0351	1.01.0351.0	0352	1.01.0352.0	0353	1.01.0353.0
	T 9 G 29.64 L 62 SPL 10 ID 12.5 D 46.5 FAM 069 CW/CCW Horário		T 9 G 29.64 L 62 SPL 10 ID 12.5 D 46.5 FAM 070 CW/CCW Horário		T 8 G 28.2 L 60.5 SPL 8 ID 12.8 D 45.9 FAM 030 CW/CCW Horário		T 9 G 29.64 L 82 SPL 10 ID 12.5 D 46.5 FAM 050 CW/CCW Horário
APLICAÇÃO Application / Aplicación Pg. 316		APLICAÇÃO Application / Aplicación Pg. 316		APLICAÇÃO Application / Aplicación Pg. 317		APLICAÇÃO Application / Aplicación Pg. 317	
0361	1.01.0361.0	0362	1.01.0362.0	0365	1.01.0365.0	0366	1.01.0366.0
	T 9 G 29.64 L 64 SPL 10 ID 12 D 46.5 FAM 001 CW/CCW Horário		T 10 G 26.82 L 68.5 SPL 10 ID 12 D 46.5 FAM 049 CW/CCW Horário		T 9 G 36.5 L 74 SPL 10 ID 14.3 D 60 FAM 015 CW/CCW Horário		T 9 G 34.8 L 74 SPL 10 ID 14.3 D 60 FAM 015 CW/CCW Horário
APLICAÇÃO Application / Aplicación Pg. 318		APLICAÇÃO Application / Aplicación Pg. 318		APLICAÇÃO Application / Aplicación Pg. 318		APLICAÇÃO Application / Aplicación Pg. 318	
0367	1.01.0367.0	0376	1.01.0376.0	0378	1.01.0378.0	0381	1.01.0381.0
	T 9 G 34.8 L 91 SPL 10 ID 14.3 D 60 FAM 015 CW/CCW Horário		T 9 G 33 L 69 SPL 12 ID 14 D 60 FAM 027 CW/CCW Horário		T 11 G 41 L 91 SPL 10 ID 14.3 D 60 FAM 015 CW/CCW Horário		T 10 G 40 L 95.5 SPL 3 ID 14.3 D 60 FAM 020 CW/CCW Anti-horário
APLICAÇÃO Application / Aplicación Pg. 318		APLICAÇÃO Application / Aplicación Pg. 319		APLICAÇÃO Application / Aplicación Pg. 319		APLICAÇÃO Application / Aplicación Pg. 319	
0382	1.01.0382.0	0389	1.01.0389.0	0392	1.01.0392.0	0394	1.01.0394.0
	T 8 G 28 L 62 SPL 10 ID 12.5 D 46.5 FAM 071 CW/CCW Horário		T 11 G 29.5 L 70.8 SPL 6 ID 11.5 D 46.5 FAM 010 CW/CCW Horário		T 11 G 41 L 91 SPL 10 ID 14.3 D 60 FAM 014 CW/CCW Horário		T 11 G 29.5 L 65.5 SPL 10 ID 11.5 D 46.5 FAM 078 CW/CCW Horário
APLICAÇÃO Application / Aplicación Pg. 319		APLICAÇÃO Application / Aplicación Pg. 320		APLICAÇÃO Application / Aplicación Pg. 320		APLICAÇÃO Application / Aplicación Pg. 320	














T	G	L	SPL	ID	CT	D	FAM	CW/CCW
Nº de Dentes # Of Pinon Teeth # De Los Dientes Del Pinón	ø Externo (mm) Pinon O.D. Piñon - ø Externa	Comprimento Total (mm) Length Largo	Nº de Estriás # Of Splines # De Estriás	ø da Bucha (mm) Pinon I.D. Pinón - ø Interna	Nº Dentes Coroa # Barrel Gear Teeth # Dientes de la Corona	ø da Capa (mm) Drive O.D. ø Externa	Familia Family Familia	Horário/Anti Horário Clockwise/Counter Clockwise Horario/Antihorario

0395  APLICAÇÃO Application / Aplicación Pg. 320	1.01.0395.0		0397  APLICAÇÃO Application / Aplicación Pg. 320	1.01.0397.0		0398  APLICAÇÃO Application / Aplicación Pg. 320	1.01.0398.0		0404  APLICAÇÃO Application / Aplicación Pg. 321	1.01.0404.0	
	T	9		T	9		T	13		T	9
	G	25.8		G	29.64		G	46		G	25.8
	L	65.5		L	70.8		L	70		L	61.5
	SPL	10		SPL	6		SPL	12		SPL	11
	ID	12		ID	11.5		ID	17		ID	13
	D	46.5		D	46.5		D	60		D	46.5
	FAM	078		FAM	010		FAM	039		FAM	081
CW/CCW	Horário	CW/CCW	Horário	CW/CCW	Horário	CW/CCW	Horário				
0406  APLICAÇÃO Application / Aplicación Pg. 321	1.01.0406.0		0407  APLICAÇÃO Application / Aplicación Pg. 321	1.01.0407.0		0408  APLICAÇÃO Application / Aplicación Pg. 321	1.01.0408.0		0411  APLICAÇÃO Application / Aplicación Pg. 321	1.01.0411.0	
	T	9		T	9		T	9		T	11
	G	25.8		G	34.8		G	25.8		G	39.5
	L	64		L	77.5		L	69		L	73
	SPL	10		SPL	6		SPL	6		SPL	12
	ID	11		ID	14.3		ID	11.5		ID	17
	D	46.5		D	60		D	46.5		D	60
	FAM	092		FAM	091		FAM	010		FAM	039
CW/CCW	Anti-horário	CW/CCW	Horário	CW/CCW	Horário	CW/CCW	Horário				
0412  APLICAÇÃO Application / Aplicación Pg. 322	1.01.0412.0		0414  APLICAÇÃO Application / Aplicación Pg. 322	1.01.0414.0		0417  APLICAÇÃO Application / Aplicación Pg. 322	1.01.0417.0		0418  APLICAÇÃO Application / Aplicación Pg. 322	1.01.0418.0	
	T	9		T	10		T	9		T	10
	G	29.3		G	32		G	34.8		G	40
	L	75		L	75		L	64		L	91
	SPL	12		SPL	12		SPL	10		SPL	10
	ID	12.06		ID	12.06		ID	12		ID	14.26
	D	46.5		D	46.5		D	54.5		D	60
	FAM	083		FAM	083		FAM	001		FAM	015
CW/CCW	Horário	CW/CCW	Horário	CW/CCW	Horário	CW/CCW	Horário				
0419  APLICAÇÃO Application / Aplicación Pg. 322	1.01.0419.0		0420  APLICAÇÃO Application / Aplicación Pg. 323	1.01.0420.0		0426  APLICAÇÃO Application / Aplicación Pg. 323	1.01.0426.0		0427  APLICAÇÃO Application / Aplicación Pg. 323	1.01.0427.0	
	T	10		T	9		T	11		T	10
	G	39		G	25.8		G	34.8		G	40
	L	91		L	64		L	60.5		L	60.5
	SPL	10		SPL	10		SPL	8		SPL	8
	ID	14.3		ID	12		ID	12.8		ID	12.8
	D	60		D	46.5		D	45.9		D	45.5
	FAM	015		FAM	092		FAM	030		FAM	030
CW/CCW	Horário	CW/CCW	Horário	CW/CCW	Horário	CW/CCW	Anti-horário				

T	G	L	SPL	ID	CT	D	FAM	CW/CCW
Nº de Dentes # Of Pinon Teeth # De Los Dientes Del Pinón	Ø Externo (mm) Pinon O.D. Piñon - Ø Externa	Comprimento Total (mm) Length Largo	Nº de Estrias # Of Splines # De Estriás	Ø da Bucha (mm) Pinon I.D. Pinón - Ø Interna	Nº Dentes Coroa # Barrel Gear Teeth # Dientes de la Corona	Ø da Capa (mm) Drive O.D. Ø Externa	Família Family Familia	Horário/Anti Horário Clockwise/Counter Clockwise Horario/Antihorario

0428	1.01.0428.0	0429	1.01.0429.0	0433	1.01.0433.0	0434	1.01.0434.0
	T 9 G 25.8 L 85 SPL 10 ID 12 D 46.5 FAM 093 CW/CCW Anti-horário		T 9 G 30 L 76.5 SPL 10 ID 12.5 D 46.5 FAM 073 CW/CCW Horário		T 9 G 25.8 L 69 SPL 3 ID 12 D 43.5 FAM 017 CW/CCW Horário		T 10 G 40 L 102 SPL 4 ID 17.03 D 60 FAM 041 CW/CCW Horário
APLICAÇÃO Application / Aplicación Pg. 323		APLICAÇÃO Application / Aplicación Pg. 323		APLICAÇÃO Application / Aplicación Pg. 323		APLICAÇÃO Application / Aplicación Pg. 324	
0438	1.01.0438.0	0439	1.01.0439.0	0440	1.01.0440.0	0441	1.01.0441.0
	T 9 G 34.8 L 91 SPL 10 ID 15.05 D 60 FAM 036 CW/CCW Horário		T 10 G 40 L 91 SPL 10 ID 15 D 60 FAM 036 CW/CCW Horário		T 9 G 34.8 L 95 SPL 10 ID 15.05 D 60 FAM 025 CW/CCW Horário		T 9 G 34.8 L 95 SPL 3 ID 15 D 60 FAM 035 CW/CCW Horário
APLICAÇÃO Application / Aplicación Pg. 324		APLICAÇÃO Application / Aplicación Pg. 324		APLICAÇÃO Application / Aplicación Pg. 324		APLICAÇÃO Application / Aplicación Pg. 324	
0442	1.01.0442.0	0443	1.01.0443.0	0445	1.01.0445.0	0447	1.01.0447.0
	T 9 G 25.8 L 64 SPL 10 ID 12 D 46.7 FAM 001 CW/CCW Anti-horário		T 9 G 25.8 L 62.5 SPL 6 ID 12 D 46.5 FAM 010 CW/CCW Horário		T 9 G 25.8 L 61.5 SPL 9 ID 12.06 D 46.5 FAM 005 CW/CCW Horário		T 11 G 41 L 73.5 SPL 10 ID 14.2 D 60 FAM 015 CW/CCW Horário
APLICAÇÃO Application / Aplicación Pg. 324		APLICAÇÃO Application / Aplicación Pg. 325		APLICAÇÃO Application / Aplicación Pg. 325		APLICAÇÃO Application / Aplicación Pg. 325	
0448	1.01.0448.0	0449	1.01.0449.0	0450	1.01.0450.0	0451	1.01.0451.0
	T 9 G 36 L 69 SPL 12 ID 14 D 60 FAM 027 CW/CCW Horário		T 9 G 36.5 L 73 SPL 12 ID 14.3 D 60 FAM 039 CW/CCW Horário		T 8 G 28.2 L 55.5 SPL 8 ID 12 D 46.5 FAM 047 CW/CCW Horário		T 9 G 25.8 L 62 SPL 6 ID 11.5 D 41.5 FAM 080 CW/CCW Horário
APLICAÇÃO Application / Aplicación Pg. 325		APLICAÇÃO Application / Aplicación Pg. 325		APLICAÇÃO Application / Aplicación Pg. 325		APLICAÇÃO Application / Aplicación Pg. 326	
















T	G	L	SPL	ID	CT	D	FAM	CW/CCW
Nº de Dentes # Of Pinon Teeth # De Los Dientes Del Pinón	Ø Externo (mm) Pinon O.D. Piñon - Ø Externa	Comprimento Total (mm) Length Largo	Nº de Estrias # Of Splines # De Estriás	Ø da Bucha (mm) Pinon I.D. Pinón - Ø Interna	Nº Dentes Coroa # Barrel Gear Teeth # Dientes de la Corona	Ø da Capa (mm) Drive O.D. Ø Externa	Família Family Familia	Horário/Anti Horário Clockwise/Counter Clockwise Horario/Antihorario

0453	1.01.0453.0	0454	1.01.0454.0	0455	1.01.0455.0	0458	1.01.0458.0
	T 8 G 27 L 60.5 SPL 6 ID 12 D 41.5 FAM 080 CW/CCW Anti-horário		T 10 G 32 L 80 SPL 3 ID 14.26 D 60 FAM 020 CW/CCW Horário		T 10 G 27.94 L 71.8 SPL 12 ID 12 D 46.5 FAM 006 CW/CCW Horário		T 9 G 29.64 L 55.5 SPL 6 ID 12 D 41.5 FAM 017 CW/CCW Anti-horário
APLICAÇÃO Application / Aplicación Pg. 326		APLICAÇÃO Application / Aplicación Pg. 326		APLICAÇÃO Application / Aplicación Pg. 326		APLICAÇÃO Application / Aplicación Pg. 327	
0459	1.01.0459.0	0460	1.01.0460.0	0461	1.01.0461.0	0462	1.01.0462.0
	T 10 G 27.5 L 80 SPL 3 ID 14 D 60 FAM 035 CW/CCW Horário		T 10 G 27.2 L 74 SPL 10 ID 14.26 D 54.5 FAM 015 CW/CCW Horário		T 10 G 27.2 L 78.5 SPL 9 ID 12 D 46.5 FAM 019 CW/CCW Horário		T 9 G 29.64 L 68 SPL 9 ID 12 D 54.5 FAM 017 CW/CCW Horário
APLICAÇÃO Application / Aplicación Pg. 327		APLICAÇÃO Application / Aplicación Pg. 327		APLICAÇÃO Application / Aplicación Pg. 327		APLICAÇÃO Application / Aplicación Pg. 327	
0463	1.01.0463.0	0467	1.01.0467.0	0468	1.01.0468.0	0469	1.01.0469.0
	T 9 G 29.64 L 69 SPL 9 ID 12 D 46.5 FAM 017 CW/CCW Horário		T 9 G 25.8 L 54.5 SPL 9 ID 12.06 D 46.5 FAM 096 CW/CCW Horário		T 9 G 25.8 L 51.5 SPL 9 ID 12.06 D 46.5 FAM 096 CW/CCW Horário		T 10 G 26.82 L 63.5 SPL 9 ID 12 D 46.5 FAM 096 CW/CCW Horário
APLICAÇÃO Application / Aplicación Pg. 327		APLICAÇÃO Application / Aplicación Pg. 328		APLICAÇÃO Application / Aplicación Pg. 328		APLICAÇÃO Application / Aplicación Pg. 328	
0474	1.01.0474.0	0475	1.01.0475.0	0480	1.01.0480.0	0482	1.01.0482.0
	T 9 G 25.8 L 64 SPL 10 ID 12 D 46.5 FAM 100 CW/CCW Horário		T 9 G 29.64 L 59 SPL 10 ID 12 D 46.5 FAM 100 CW/CCW Horário		T 10 G 40 L 70 SPL 12 ID 17.03 D 60 FAM 039 CW/CCW Horário		T 9 G 25.8 L 58.5 SPL 10 ID 12 D 46.3 FAM 100 CW/CCW Horário
APLICAÇÃO Application / Aplicación Pg. 328		APLICAÇÃO Application / Aplicación Pg. 328		APLICAÇÃO Application / Aplicación Pg. 328		APLICAÇÃO Application / Aplicación Pg. 329	


T	G	L	SPL	ID	CT	D	FAM	CW/CCW
Nº de Dentes # Of Pinon Teeth # De Los Dientes Del Pinón	ø Externo (mm) Pinon O.D. Piñon - ø Externa	Comprimento Total (mm) Length Largo	Nº de Estrias # Of Splines # De Estriás	ø da Bucha (mm) Pinon I.D. Pinón - ø Interna	Nº Dentes Coroa # Barrel Gear Teeth # Dientes de la Corona	ø da Capa (mm) Drive O.D. ø Externa	Familia Family Familia	Horário/Anti Horário Clockwise/Counter Clockwise Horario/Antihorario

0485 APLICAÇÃO Application / Aplicación Pg. 329	1.01.0485.0		0486 APLICAÇÃO Application / Aplicación Pg. 329	1.01.0486.0		0492 APLICAÇÃO Application / Aplicación Pg. 329	1.01.0492.0		0495 APLICAÇÃO Application / Aplicación Pg. 330	1.01.0495.0	
	T	11		T	10		T	10		T	10
	G	41		G	40		G	32		G	33
	L	100		L	100		L	95		L	75.5
	SPL	12		SPL	12		SPL	3		SPL	6
	ID	17		ID	17.03		ID	15		ID	12
	D	60		D	60		D	60		D	46.5
	FAM	040		FAM	040		FAM	035		FAM	037
CW/CCW	Horário	CW/CCW	Horário	CW/CCW	Horário	CW/CCW	Horário				
0496 APLICAÇÃO Application / Aplicación Pg. 331	1.01.0496.0		0497 APLICAÇÃO Application / Aplicación Pg. 331	1.01.0497.0		0498 APLICAÇÃO Application / Aplicación Pg. 331	1.01.0498.0		0499 APLICAÇÃO Application / Aplicación Pg. 331	1.01.0499.0	
	T	9		T	10		T	8		T	8
	G	34.8		G	32		G	28.2		G	28
	L	84		L	91		L	82		L	60
	SPL	10		SPL	10		SPL	10		SPL	10
	ID	14.3		ID	14.26		ID	12.5		ID	12.51
	D	54.5		D	60		D	46.5		D	46.5
	FAM	015		FAM	014		FAM	050		FAM	047
CW/CCW	Horário	CW/CCW	Horário	CW/CCW	Horário	CW/CCW	Horário				
0502 APLICAÇÃO Application / Aplicación Pg. 331	1.01.0502.0		0505 APLICAÇÃO Application / Aplicación Pg. 332	1.01.0505.0		0506 APLICAÇÃO Application / Aplicación Pg. 332	1.01.0506.0		0507 APLICAÇÃO Application / Aplicación Pg. 332	1.01.0507.0	
	T	11		T	10		T	10		T	11
	G	29.5		G	40		G	40		G	39.5
	L	60		L	106.5		L	100		L	73
	SPL	12		SPL	6		SPL	3		SPL	3
	ID	12.06		ID	14.29		ID	17		ID	17
	D	46.5		D	60		D	60		D	60
	FAM	096		FAM	020		FAM	040		FAM	039
CW/CCW	Horário	CW/CCW	Horário	CW/CCW	Horário	CW/CCW	Horário				
0517 APLICAÇÃO Application / Aplicación Pg. 332	1.01.0517.0		0519 APLICAÇÃO Application / Aplicación Pg. 332	1.01.0519.0		0520 APLICAÇÃO Application / Aplicación Pg. 332	1.01.0520.0		0522 APLICAÇÃO Application / Aplicación Pg. 333	1.01.0522.0	
	T	8		T	8		T	10		T	10
	G	28		G	28.2		G	26.82		G	27.94
	L	82		L	70.5		L	58.5		L	80.5
	SPL	10		SPL	8		SPL	10		SPL	3
	ID	12.51		ID	12		ID	12		ID	12
	D	46.5		D	46.5		D	46.5		D	46.2
	FAM	050		FAM	047		FAM	100		FAM	020
CW/CCW	Anti-horário	CW/CCW	Anti-horário	CW/CCW	Horário	CW/CCW	Horário				

T	G	L	SPL	ID	CT	D	FAM	CW/CCW
Nº de Dentes # Of Pinon Teeth # De Los Dientes Del Pinón	ø Externo (mm) Pinon O.D. Piñon - ø Externa	Comprimento Total (mm) Length Largo	Nº de Estriás # Of Splines # De Estriás	ø da Bucha (mm) Pinon I.D. Pinón - ø Interna	Nº Dentes Coroa # Barrel Gear Teeth # Dientes de la Corona	ø da Capa (mm) Drive O.D. ø Externa	Família Family Familia	Horário/Anti Horário Clockwise/Counter Clockwise Horario/Antihorario

0528	1.01.0528.0	0530	1.01.0530.0	0532	1.01.0532.0	0533	1.01.0533.0
	T 12 G 46.3 L 74 SPL 10 ID 14.3 D 60 FAM 015 CW/CCW Horário		T 10 G 27.94 L 76 SPL 12 ID 12 D 54.5 FAM 016 CW/CCW Horário		T 9 G 25.9 L 58.5 SPL 10 ID 11 D 46.5 FAM 100 CW/CCW Horário		T 9 G 29.64 L 70 SPL 6 ID 14 D 46.5 FAM 107 CW/CCW Horário
APLICAÇÃO Application / Aplicación Pg. 333		APLICAÇÃO Application / Aplicación Pg. 333		APLICAÇÃO Application / Aplicación Pg. 333		APLICAÇÃO Application / Aplicación Pg. 333	
0536	1.01.0536.0	0537	1.01.0537.0	0538	1.01.0538.0	0539	1.01.0539.0
	T 9 G 30 L 39.5 SPL 6 ID 12 D 46.5 FAM 108 CW/CCW Anti-horário		T 9 G 25.8 L 76 SPL 10 ID 12 D 46.5 FAM 073 CW/CCW Horário		T 10 G 37.8 L 91 SPL 10 ID 14.26 D 60 FAM 015 CW/CCW Horário		T 10 G 39.5 L 69 SPL 12 ID 14 D 60 FAM 027 CW/CCW Horário
APLICAÇÃO Application / Aplicación Pg. 333		APLICAÇÃO Application / Aplicación Pg. 334		APLICAÇÃO Application / Aplicación Pg. 334		APLICAÇÃO Application / Aplicación Pg. 334	
0540	1.01.0540.0	0541	1.01.0541.0	0545	1.01.0545.0	0549	1.01.0549.0
	T 11 G 29.5 L 66.5 SPL 6 ID 14 D 46.5 FAM 011 CW/CCW Anti-horário		T 13 G 46 L 70 SPL 12 ID 17 D 60 FAM 039 CW/CCW Horário		T 8 G 28.2 L 64 SPL 10 ID 12.6 D 46.6 FAM 047 CW/CCW Horário		T 9 G 32.2 L 70.5 SPL 3 ID 14.3 D 60 FAM 034 CW/CCW Horário
APLICAÇÃO Application / Aplicación Pg. 334		APLICAÇÃO Application / Aplicación Pg. 334		APLICAÇÃO Application / Aplicación Pg. 335		APLICAÇÃO Application / Aplicación Pg. 335	
0554	1.01.0554.0	0555	1.01.0555.0	0556	1.01.0556.0	0557	1.01.0557.0
	T 9 G 29.5 L 65 SPL 10 ID 12.51 D 46.5 FAM 047 CW/CCW Horário		T 12 G 46.3 L 170 SPL 19 ID 15.9 D 58.4 FAM 052 CW/CCW Horário		T 11 G 56.7 L 170 SPL 19 ID 15.9 D 58.4 FAM 052 CW/CCW Horário		T 11 G 41 L 100 SPL 12 ID 17.03 D 60 FAM 040 CW/CCW Horário
APLICAÇÃO Application / Aplicación Pg. 335		APLICAÇÃO Application / Aplicación Pg. 335		APLICAÇÃO Application / Aplicación Pg. 335		APLICAÇÃO Application / Aplicación Pg. 335	

T	G	L	SPL	ID	CT	D	FAM	CW/CCW
Nº de Dentes # Of Pinon Teeth # De Los Dientes Del Pinón	ø Externo (mm) Pinon O.D. Piñon - ø Externa	Comprimento Total (mm) Length Largo	Nº de Estrias # Of Splines # De Estriás	ø da Bucha (mm) Pinon I.D. Pinón - ø Interna	Nº Dentes Coroa # Barrel Gear Teeth # Dientes de la Corona	ø da Capa (mm) Drive O.D. ø Externa	Familia Family Familia	Horário/Anti Horário Clockwise/Counter Clockwise Horario/Antihorario

0561	1.01.0561.0	0566	1.01.0566.0	0567	1.01.0567.0	0568	1.01.0568.0
	T 9 G 34.8 L 77 SPL 6 ID 14 D 60 FAM 027 CW/CCW Horário		T 12 G 46.3 L 96 SPL 3 ID 14.3 D 60 FAM 045 CW/CCW Horário		T 9 G 29.64 L 96 SPL 3 ID 14.26 D 60 FAM 045 CW/CCW Horário		T 10 G 40 L 96 SPL 3 ID 14.26 D 60 FAM 045 CW/CCW Horário
APLICAÇÃO Application / Aplicación Pg. 336		APLICAÇÃO Application / Aplicación Pg. 336		APLICAÇÃO Application / Aplicación Pg. 336		APLICAÇÃO Application / Aplicación Pg. 336	
0570	1.01.0570.0	0571	1.01.0571.0	0572	1.01.0572.0	0573	1.01.0573.0
	T 11 G 29.5 L 59 SPL 9 ID 12 D 46.5 FAM 086 CW/CCW Horário		T 10 G 27.94 L 61.5 SPL 9 ID 12 D 46.5 FAM 047 CW/CCW Horário		T 10 G 27.5 L 65 SPL 10 ID 12 D 54.5 FAM 100 CW/CCW Horário		T 9 G 29.64 L 62 SPL 10 ID 12 D 54.5 FAM 100 CW/CCW Horário
APLICAÇÃO Application / Aplicación Pg. 336		APLICAÇÃO Application / Aplicación Pg. 337		APLICAÇÃO Application / Aplicación Pg. 337		APLICAÇÃO Application / Aplicación Pg. 337	
0574	1.01.0574.0	0575	1.01.0575.0	0576	1.01.0576.0	0579	1.01.0579.0
	T 9 G 25.8 L 53 SPL 9 ID 12 D 46.5 FAM 098 CW/CCW Horário		T 10 G 27.94 L 58.5 SPL 10 ID 12 D 46.5 FAM 100 CW/CCW Horário		T 8 G 28.2 L 60 SPL 10 ID 12.5 D 46.5 FAM 047 CW/CCW Horário		T 9 G 25.8 L 58.5 SPL 10 ID 12 D 46.5 FAM 102 CW/CCW Anti-horário
APLICAÇÃO Application / Aplicación Pg. 337		APLICAÇÃO Application / Aplicación Pg. 337		APLICAÇÃO Application / Aplicación Pg. 337		APLICAÇÃO Application / Aplicación Pg. 338	
0580	1.01.0580.0	0584	1.01.0584.0	0591	1.01.0591.0	0594	1.01.0594.0
	T 11 G 40.5 L 69 SPL 12 ID 14 D 60 FAM 027 CW/CCW Horário		T 9 G 29.64 L 55.5 SPL 8 ID 12 D 46.5 FAM 047 CW/CCW Horário		T 10 G 32 L 100 SPL 12 ID 14.3 D 60 FAM 040 CW/CCW Horário		T 9 G 35.5 L 73 SPL 12 ID 14.3 D 60 FAM 039 CW/CCW Horário
APLICAÇÃO Application / Aplicación Pg. 338		APLICAÇÃO Application / Aplicación Pg. 338		APLICAÇÃO Application / Aplicación Pg. 338		APLICAÇÃO Application / Aplicación Pg. 338	








T	G	L	SPL	ID	CT	D	FAM	CW/CCW
Nº de Dentes # Of Pinon Teeth # De Los Dientes Del Pinón	Ø Externo (mm) Pinon O.D. Piñon - Ø Externa	Comprimento Total (mm) Length Largo	Nº de Estrias # Of Splines # De Estriás	Ø da Bucha (mm) Pinon I.D. Pinón - Ø Interna	Nº Dentes Coroa # Barrel Gear Teeth # Dientes de la Corona	Ø da Capa (mm) Drive O.D. Ø Externa	Familia Family Familia	Horário/Anti Horário Clockwise/Counter Clockwise Horario/Antihorario

 APLICAÇÃO Application / Aplicación Pg. 339	0595	1.01.0595.0	 APLICAÇÃO Application / Aplicación Pg. 339	0596	1.01.0596.0	 APLICAÇÃO Application / Aplicación Pg. 339	0597	1.01.0597.0	 APLICAÇÃO Application / Aplicación Pg. 339	0600	1.01.0600.0
	T	8		T	10		T	10		T	8
	G	28.2		G	31.7		G	27.94		G	28.2
	L	50		L	50.9		L	51.4		L	65
	SPL	8		SPL	8		SPL	8		SPL	8
	ID	12		ID	12		ID	12		ID	12
	D	46.5		D	46.5		D	46.6		D	46.5
	FAM	110		FAM	112		FAM	112		FAM	112
CW/CCW	Horário	CW/CCW	Horário	CW/CCW	Horário	CW/CCW	Anti-horário				
 APLICAÇÃO Application / Aplicación Pg. 340	0601	1.01.0601.0	 APLICAÇÃO Application / Aplicación Pg. 340	0603	1.01.0603.0	 APLICAÇÃO Application / Aplicación Pg. 340	0605	1.01.0605.0	 APLICAÇÃO Application / Aplicación Pg. 340	0607	1.01.0607.0
	T	9		T	9		T	9		T	12
	G	34.8		G	34.8		G	25.8		G	46.3
	L	77.5		L	91		L	77		L	102
	SPL	6		SPL	10		SPL	6		SPL	4
	ID	14.3		ID	15		ID	11		ID	17
	D	60		D	60		D	46.5		D	60
	FAM	091		FAM	036		FAM	011		FAM	041
CW/CCW	Horário	CW/CCW	Horário	CW/CCW	Anti-horário	CW/CCW	Horário				
 APLICAÇÃO Application / Aplicación Pg. 340	0608	1.01.0608.0	 APLICAÇÃO Application / Aplicación Pg. 340	0609	1.01.0609.0	 APLICAÇÃO Application / Aplicación Pg. 341	0610	1.01.0610.0	 APLICAÇÃO Application / Aplicación Pg. 341	0611	1.01.0611.0
	T	9		T	9		T	9		T	9
	G	35.5		G	29.64		G	25.8		G	25.8
	L	81.5		L	74.5		L	68		L	68
	SPL	6		SPL	6		SPL	3		SPL	6
	ID	17		ID	12		ID	12		ID	12
	D	60		D	46.5		D	43.5		D	43.5
	FAM	012		FAM	037		FAM	095		FAM	095
CW/CCW	Horário	CW/CCW	Horário	CW/CCW	Horário	CW/CCW	Horário				
 APLICAÇÃO Application / Aplicación Pg. 341	0612	1.01.0612.0	 APLICAÇÃO Application / Aplicación Pg. 341	0613	1.01.0613.0	 APLICAÇÃO Application / Aplicación Pg. 341	0615	1.01.0615.0	 APLICAÇÃO Application / Aplicación Pg. 341	0617	1.01.0617.0
	T	9		T	9		T	11		T	9
	G	25.8		G	25.8		G	39.5		G	30
	L	69		L	79.5		L	73		L	51
	SPL	3		SPL	10		SPL	3		SPL	8
	ID	12		ID	12		ID	17		ID	12
	D	43.5		D	46.5		D	60		D	46.5
	FAM	095		FAM	101		FAM	039		FAM	110
CW/CCW	Horário	CW/CCW	Anti-horário	CW/CCW	Anti-horário	CW/CCW	Horário				

















T	G	L	SPL	ID	CT	D	FAM	CW/CCW
Nº de Dentes # Of Pinon Teeth # De Los Dientes Del Pinón	ø Externo (mm) Pinon O.D. Piñon - ø Externa	Comprimento Total (mm) Length Largo	Nº de Estrias # Of Splines # De Estriás	ø da Bucha (mm) Pinon I.D. Pinón - ø Interna	Nº Dentes Coroa # Barrel Gear Teeth # Dientes de la Corona	ø da Capa (mm) Drive O.D. ø Externa	Familia Family Familia	Horário/Anti Horário Clockwise/Counter Clockwise Horario/Antihorario

0619	1.01.0619.0	0622	1.01.0622.0	0624	1.01.0624.0	0625	1.01.0625.0
	T 9 G 25.8 L 58.5 SPL 10 ID 11 D 46.5 FAM 102		T 12 G 46.3 L 118 SPL 19 ID 15.9 D 58.9 FAM 051		T 12 G 46.3 L 98.5 SPL 3 ID 14.3 D 60 FAM 045		T 10 G 39.5 L 98.5 SPL 3 ID 14.3 D 60 FAM 045
APLICAÇÃO Application / Aplicación Pg. 341	CW/CCW Anti-horário	APLICAÇÃO Application / Aplicación Pg. 342	CW/CCW Horário	APLICAÇÃO Application / Aplicación Pg. 342	CW/CCW Horário	APLICAÇÃO Application / Aplicación Pg. 342	CW/CCW Horário
0626	1.01.0626.0	0627	1.01.0627.0	0629	1.01.0629.0	0630	1.01.0630.0
	T 11 G 56.7 L 120.1 SPL 19 ID 15.9 D 58.4 FAM 051		T 10 G 39.5 L 77.5 SPL 6 ID 14.26 D 60 FAM 020		T 10 G 32 L 85 SPL 12 ID 14 D 60 FAM 029		T 10 G 27.94 L 58.5 SPL 10 ID 12 D 46.5 FAM 100
APLICAÇÃO Application / Aplicación Pg. 342	CW/CCW Anti-horário	APLICAÇÃO Application / Aplicación Pg. 343	CW/CCW Anti-horário	APLICAÇÃO Application / Aplicación Pg. 343	CW/CCW Horário	APLICAÇÃO Application / Aplicación Pg. 343	CW/CCW Horário
0631	1.01.0631.0	0632	1.01.0632.0	0633	1.01.0633.0	0634	1.01.0634.0
	T 9 G 25.8 L 62 SPL 10 ID 12 D 54.5 FAM 100		T 10 G 27.5 L 62 SPL 10 ID 12 D 54.5 FAM 100		T 10 G 26.8 L 64 SPL 10 ID 12 D 46.5 FAM 092		T 9 G 29.6 L 49 SPL 10 ID 12.5 D 46.5 FAM 117
APLICAÇÃO Application / Aplicación Pg. 343	CW/CCW Horário	APLICAÇÃO Application / Aplicación Pg. 343	CW/CCW Horário	APLICAÇÃO Application / Aplicación Pg. 344	CW/CCW Horário	APLICAÇÃO Application / Aplicación Pg. 344	CW/CCW Horário
0635	1.01.0635.0	0636	1.01.0636.0	0638	1.01.0638.0	0639	1.01.0639.0
	T 10 G 32 L 91 SPL 10 ID 14.26 D 60 FAM 015		T 8 G 28.2 L 56 SPL 8 ID 12 D 46.5 FAM 047		T 9 G 34.4 L 64 SPL 10 ID 12 D 46.5 FAM 001		T 10 G 27.94 L 79.5 SPL 10 ID 12 D 54.5 FAM 103
APLICAÇÃO Application / Aplicación Pg. 344	CW/CCW Horário	APLICAÇÃO Application / Aplicación Pg. 344	CW/CCW Anti-horário	APLICAÇÃO Application / Aplicación Pg. 344	CW/CCW Horário	APLICAÇÃO Application / Aplicación Pg. 344	CW/CCW Anti-horário

















T	G	L	SPL	ID	CT	D	FAM	CW/CCW
Nº de Dentes # Of Pinon Teeth # De Los Dientes Del Pinón	Ø Externo (mm) Pinon O.D. Piñon - Ø Externa	Comprimento Total (mm) Length Largo	Nº de Estrias # Of Splines # De Estriás	Ø da Bucha (mm) Pinon I.D. Pinón - Ø Interna	Nº Dentes Coroa # Barrel Gear Teeth # Dientes de la Corona	Ø da Capa (mm) Drive O.D. Ø Externa	Família Family Familia	Horário/Anti Horário Clockwise/Counter Clockwise Horario/Antihorario

0641	1.01.0641.0	0644	1.01.0644.0	0645	1.01.0645.0	0646	1.01.0646.0
	T 9 G 25.9 L 58.5 SPL 10 ID 11 D 46.5 FAM 084 CW/CCW Horário		T 11 G 34.8 L 62 SPL 10 ID 12.5 D 46.5 FAM 070 CW/CCW Horário		T 10 G 32 L 85 SPL 12 ID 13.01 D 60 FAM 029 CW/CCW Horário		T 10 G 27.94 L 61.5 SPL 9 ID 12 D 54.5 FAM 085 CW/CCW Horário
APLICAÇÃO Application / Aplicación Pg. 345		APLICAÇÃO Application / Aplicación Pg. 345		APLICAÇÃO Application / Aplicación Pg. 345		APLICAÇÃO Application / Aplicación Pg. 345	
0647	1.01.0647.0	0648	1.01.0648.0	0649	1.01.0649.0	0650	1.01.0650.0
	T 11 G 34.4 L 76.5 SPL 9 ID 12 D 54.5 FAM 088 CW/CCW Horário		T 9 G 34.8 L 91 SPL 10 ID 14.26 D 60 FAM 015 CW/CCW Horário		T 10 G 40 L 85 SPL 12 ID 14 D 60 FAM 029 CW/CCW Horário		T 12 G 46.3 L 85 SPL 12 ID 14.01 D 60 FAM 029 CW/CCW Horário
APLICAÇÃO Application / Aplicación Pg. 345		APLICAÇÃO Application / Aplicación Pg. 345		APLICAÇÃO Application / Aplicación Pg. 346		APLICAÇÃO Application / Aplicación Pg. 346	
0651	1.01.0651.0	0653	1.01.0653.0	0656	1.01.0656.0	0657	1.01.0657.0
	T 9 G 34.4 L 85 SPL 12 ID 14 D 60 FAM 029 CW/CCW Horário		T 9 G 25.8 L 64 SPL 10 ID 12 D 46.5 FAM 008 CW/CCW Horário		T 12 G 31.8 L 61.5 SPL 9 ID 12 D 54.5 FAM 085 CW/CCW Horário		T 9 G 37.1 L 61.5 SPL 9 ID 12 D 54.5 FAM 085 CW/CCW Horário
APLICAÇÃO Application / Aplicación Pg. 346		APLICAÇÃO Application / Aplicación Pg. 346		APLICAÇÃO Application / Aplicación Pg. 346		APLICAÇÃO Application / Aplicación Pg. 347	
0661	1.01.0661.0	0663	1.01.0663.0	0668	1.01.0668.0	0669	1.01.0669.0
	T 10 G 39 L 91 SPL 10 ID 14.3 D 60 FAM 014 CW/CCW Horário		T 9 G 36 L 78 SPL 12 ID 14.01 D 60 FAM 029 CW/CCW Horário		T 10 G 40 L 84 SPL 10 ID 14.3 D 54.5 FAM 015 CW/CCW Horário		T 13 G 40 L 109 SPL 10 ID 17 D 60 FAM 044 CW/CCW Horário
APLICAÇÃO Application / Aplicación Pg. 347		APLICAÇÃO Application / Aplicación Pg. 347		APLICAÇÃO Application / Aplicación Pg. 347		APLICAÇÃO Application / Aplicación Pg. 347	

T	G	L	SPL	ID	CT	D	FAM	CW/CCW
Nº de Dentes # Of Pinon Teeth # De Los Dientes Del Pinón	Ø Externo (mm) Pinon O.D. Piñon - Ø Externa	Comprimento Total (mm) Length Largo	Nº de Estrias # Of Splines # De Estriás	Ø da Bucha (mm) Pinon I.D. Pinón - Ø Interna	Nº Dentes Coroa # Barrel Gear Teeth # Dientes de la Corona	Ø da Capa (mm) Drive O.D. Ø Externa	Família Family Familia	Horário/Anti Horário Clockwise/Counter Clockwise Horario/Antihorario

0670	1.01.0670.0	0671	1.01.0671.0	0672	1.01.0672.0	0673	1.01.0673.0
	T 13 G 40 L 100 SPL 10 ID 17 D 60 FAM 043 CW/CCW Horário		T 8 G 28.2 L 71 SPL 6 ID 11.5 D 46.5 FAM 010 CW/CCW Horário		T 9 G 25.8 L 60 SPL 10 ID 12 D 46.5 FAM 008 CW/CCW Horário		T 11 G 34.4 L 64 SPL 10 ID 12 D 46.5 FAM 008 CW/CCW Horário
APLICAÇÃO Application / Aplicación Pg. 347		APLICAÇÃO Application / Aplicación Pg. 348		APLICAÇÃO Application / Aplicación Pg. 348		APLICAÇÃO Application / Aplicación Pg. 348	
0674	1.01.0674.0	0675	1.01.0675.0	0676	1.01.0676.0	0677	1.01.0677.0
	T 9 G 25.8 L 66 SPL 10 ID 12 D 46.5 FAM 009 CW/CCW Horário		T 10 G 33 L 64 SPL 10 ID 12 D 46.5 FAM 008 CW/CCW Horário		T 9 G 25.8 L 74 SPL 10 ID 12 D 46.5 FAM 007 CW/CCW Horário		T 10 G 40 L 74 SPL 10 ID 14.3 D 54.5 FAM 015 CW/CCW Horário
APLICAÇÃO Application / Aplicación Pg. 348		APLICAÇÃO Application / Aplicación Pg. 348		APLICAÇÃO Application / Aplicación Pg. 348		APLICAÇÃO Application / Aplicación Pg. 348	
0679	1.01.0679.0	0681	1.01.0681.0	0684	1.01.0684.0	0686	1.01.0686.0
	T 8 G 28.2 L 58.5 SPL 8 ID 12 D 46.5 FAM 110 CW/CCW Horário		T 9 G 29.64 L 70 SPL 12 ID 12 D 46.5 FAM 006 CW/CCW Horário		T 9 G 34.8 L 69 SPL 12 ID 14 D 60 FAM 027 CW/CCW Horário		T 8 G 28.2 L 82 SPL 10 ID 12.5 D 46.5 FAM 047 CW/CCW Anti-horário
APLICAÇÃO Application / Aplicación Pg. 348		APLICAÇÃO Application / Aplicación Pg. 349		APLICAÇÃO Application / Aplicación Pg. 349		APLICAÇÃO Application / Aplicación Pg. 349	
0687	1.01.0687.0	0691	1.01.0691.0	0701	1.01.0701.0	0702	1.01.0702.0
	T 9 G 29.64 L 78 SPL 5 ID 12.5 D 46.5 FAM 118 CW/CCW Horário		T 15 G 44.5 L 62 SPL 10 ID 12.5 D 54.5 FAM 070 CW/CCW Horário		T 9 G 29.6 L 75 SPL 10 ID 12 D 46.5 FAM 105 CW/CCW Anti-horário		T 9 G 25.8 L 58.5 SPL 10 ID 11 D 46.5 FAM 104 CW/CCW Anti-horário
APLICAÇÃO Application / Aplicación Pg. 349		APLICAÇÃO Application / Aplicación Pg. 349		APLICAÇÃO Application / Aplicación Pg. 349		APLICAÇÃO Application / Aplicación Pg. 350	

T	G	L	SPL	ID	CT	D	FAM	CW/CCW
Nº de Dentes # Of Pinon Teeth # De Los Dientes Del Pinón	Ø Externo (mm) Pinon O.D. Piñon - Ø Externa	Comprimento Total (mm) Length Largo	Nº de Estrias # Of Splines # De Estriás	Ø da Bucha (mm) Pinon I.D. Pinón - Ø Interna	Nº Dentes Coroa # Barrel Gear Teeth # Dientes de la Corona	Ø da Capa (mm) Drive O.D. Ø Externa	Família Family Familia	Horário/Anti Horário Clockwise/Counter Clockwise Horario/Antihorario

0703	1.01.0703.0	0706	1.01.0706.0	0708	1.01.0708.0	0709	1.01.0709.0
	T 9 G 25.8 L 68 SPL 10 ID 11 D 46.5 FAM 104 CW/CCW Anti-horário		T 11 G 29.5 L 62 SPL 10 ID 12 D 54.5 FAM 100 CW/CCW Horário		T 10 G 32.18 L 36.5 SPL 6 ID 11.96 D 46.5 FAM 108 CW/CCW Anti-horário		T 9 G 34.8 L 90 SPL 3 ID 14.26 D 54.5 FAM 021 CW/CCW Horário
APLICAÇÃO Application / Aplicación Pg. 350		APLICAÇÃO Application / Aplicación Pg. 350		APLICAÇÃO Application / Aplicación Pg. 350		APLICAÇÃO Application / Aplicación Pg. 350	
0711	1.01.0711.0	0712	1.01.0712.0	0713	1.01.0713.0	0714	1.01.0714.0
	T 8 G 28.2 L 75.8 SPL 8 ID 12 D 46.5 FAM 110 CW/CCW Horário		T 9 G 29.64 L 77 SPL 8 ID 10.7 D 46.5 FAM 111 CW/CCW Horário		T 9 G 29.64 L 70 SPL 3 ID 14 D 46.5 FAM 107 CW/CCW Horário		T 9 G 29.64 L 70.8 SPL 6 ID 12 D 46.5 FAM 010 CW/CCW Horário
APLICAÇÃO Application / Aplicación Pg. 350		APLICAÇÃO Application / Aplicación Pg. 350		APLICAÇÃO Application / Aplicación Pg. 351		APLICAÇÃO Application / Aplicación Pg. 351	
0720	1.01.0720.0	0721	1.01.0721.0	0722	1.01.0722.0	0723	1.01.0723.0
	T 9 G 29.64 L 80 SPL 3 ID 14 D 60 FAM 035 CW/CCW Horário		T 10 G 40 L 85.5 SPL 12 ID 14.01 D 60 FAM 043 CW/CCW Horário		T 10 G 32 L 85.5 SPL 12 ID 14 D 60 FAM 043 CW/CCW Horário		T 12 G 46.3 L 85.5 SPL 12 ID 14 D 60 FAM 043 CW/CCW Horário
APLICAÇÃO Application / Aplicación Pg. 351		APLICAÇÃO Application / Aplicación Pg. 351		APLICAÇÃO Application / Aplicación Pg. 351		APLICAÇÃO Application / Aplicación Pg. 351	
0729	1.01.0729.0	0731	1.01.0731.0	0732	1.01.0732.0	0737	1.01.0737.0
	T 10 G 27.94 L 76.5 SPL 10 ID 12 D 46.5 FAM 103 CW/CCW Anti-horário		T 9 G 25.8 L 68.5 SPL 6 ID 12 D 46.5 FAM 010 CW/CCW Horário		T 9 G 25.8 L 58 SPL 6 ID 12 D 46.5 FAM 010 CW/CCW Horário		T 9 G 29.6 L 87 SPL - CT 41 D - FAM 122 CW/CCW Horário
APLICAÇÃO Application / Aplicación Pg. 352		APLICAÇÃO Application / Aplicación Pg. 352		APLICAÇÃO Application / Aplicación Pg. 352		APLICAÇÃO Application / Aplicación Pg. 352	

















T	G	L	SPL	ID	CT	D	FAM	CW/CCW
Nº de Dentes # Of Pinon Teeth # De Los Dientes Del Pinón	Ø Externo (mm) Pinon O.D. Piñon - Ø Externa	Comprimento Total (mm) Length Largo	Nº de Estrias # Of Splines # De Estriás	Ø da Bucha (mm) Pinon I.D. Pinón - Ø Interna	Nº Dentes Coroa # Barrel Gear Teeth # Dientes de la Corona	Ø da Capa (mm) Drive O.D. Ø Externa	Família Family Familia	Horário/Anti Horário Clockwise/Counter Clockwise Horario/Antihorario

0740	1.01.0740.0	0741	1.01.0741.0	0742	1.01.0742.0	0743	1.01.0743.0
	T 11 G 29.5 L 58.5 SPL 9 ID 12 D 46.5 FAM 096 CW/CCW Horário		T 9 G 25.8 L 58 SPL 9 ID 12 D 46.5 FAM 096 CW/CCW Horário		T 9 G 25.8 L 64 SPL 9 ID 12 D 46.5 FAM 096 CW/CCW Horário		T 11 G 29.5 L 54.5 SPL 9 ID 12.06 D 46.5 FAM 096 CW/CCW Horário
APLICAÇÃO Application / Aplicación Pg. 352		APLICAÇÃO Application / Aplicación Pg. 352		APLICAÇÃO Application / Aplicación Pg. 352		APLICAÇÃO Application / Aplicación Pg. 353	
0744	1.01.0744.0	0745	1.01.0745.0	0747	1.01.0747.0	0748	1.01.0748.0
	T 8 G 27 L 64 SPL 2 ID 12 D 40 FAM 026 CW/CCW Anti-horário		T 9 G 25.8 L 53.5 SPL 10 ID 12 D 46.5 FAM 084 CW/CCW Horário		T 10 G 27.94 L 51.5 SPL 9 ID 12 D 46.5 FAM 085 CW/CCW Horário		T 10 G 37.8 L 91 SPL 10 ID 14.3 D 60 FAM 014 CW/CCW Horário
APLICAÇÃO Application / Aplicación Pg. 353		APLICAÇÃO Application / Aplicación Pg. 353		APLICAÇÃO Application / Aplicación Pg. 353		APLICAÇÃO Application / Aplicación Pg. 353	
0749	1.01.0749.0	0750	1.01.0750.0	0751	1.01.0751.0	0752	1.01.0752.0
	T 19 G 44.5 L 107 SPL - CT 55 D - FAM 126 CW/CCW Anti-horário		T 11 G 29.3 L 83 SPL - CT 40 D - FAM 124 CW/CCW Horário		T 17 G 39.3 L 91.5 SPL - CT 40 D - FAM 126 CW/CCW Anti-horário		T 9 G 25.8 L 63 SPL 6 ID 12 D 43.5 FAM 095 CW/CCW Horário
APLICAÇÃO Application / Aplicación Pg. 354		APLICAÇÃO Application / Aplicación Pg. 354		APLICAÇÃO Application / Aplicación Pg. 354		APLICAÇÃO Application / Aplicación Pg. 354	
0753	1.01.0753.0	0754	1.01.0754.0	0756	1.01.0756.0	0758	1.01.0758.0
	T 9 G 25.8 L 67.5 SPL 9 ID 12.06 D 46.5 FAM 096 CW/CCW Anti-horário		T 11 G 33.5 L 39.5 SPL 6 ID 12 D 46.5 FAM 108 CW/CCW Anti-horário		T 11 G 30 L 61.5 SPL 6 ID 12 D 46.2 FAM 034 CW/CCW Horário		T 9 G 29.64 L 77.5 SPL 8 ID 10.7 D 46.5 FAM 113 CW/CCW Horário
APLICAÇÃO Application / Aplicación Pg. 354		APLICAÇÃO Application / Aplicación Pg. 354		APLICAÇÃO Application / Aplicación Pg. 354		APLICAÇÃO Application / Aplicación Pg. 355	

T	G	L	SPL	ID	CT	D	FAM	CW/CCW
Nº de Dentes # Of Pinon Teeth # De Los Dientes Del Pinón	Ø Externo (mm) Pinon O.D. Piñon - Ø Externa	Comprimento Total (mm) Length Largo	Nº de Estrias # Of Splines # De Estriás	Ø da Bucha (mm) Pinon I.D. Pinón - Ø Interna	Nº Dentes Coroa # Barrel Gear Teeth # Dientes de la Corona	Ø da Capa (mm) Drive O.D. Ø Externa	Família Family Familia	Horário/Anti Horário Clockwise/Counter Clockwise Horario/Antihorario

0760	1.01.0760.0	0762	1.01.0762.0	0764	1.01.0764.0	0765	1.01.0765.0
	T 11 G 41 L 91 SPL 10 ID 14.3 D 60 FAM 015 CW/CCW Horário		T 10 G 27.94 L 86.5 SPL 9 ID 12.06 D 46.5 FAM 097 CW/CCW Anti-horário		T 11 G 35.8 L 74 SPL 10 ID 14.3 D 60 FAM 015 CW/CCW Horário		T 8 G 24.7 L 82 SPL 10 ID 12.51 D 46.5 FAM 050 CW/CCW Anti-horário
APLICAÇÃO Application / Aplicación Pg. 355		APLICAÇÃO Application / Aplicación Pg. 355		APLICAÇÃO Application / Aplicación Pg. 355		APLICAÇÃO Application / Aplicación Pg. 355	
0767	1.01.0767.0	0768	1.01.0768.0	0769	1.01.0769.0	0770	1.01.0770.0
	T 10 G 32.18 L 105.5 SPL 6 ID 14.3 D 60 FAM 020 CW/CCW Horário		T 9 G 25.8 L 62.5 SPL 2 ID 11.5 D 40 FAM 026 CW/CCW Anti-horário		T 9 G 25.8 L 65.5 SPL 6 ID 11.5 D 40 FAM 026 CW/CCW Anti-horário		T 9 G 25.8 L 45 SPL 6 ID 12 D 43.5 FAM 034 CW/CCW Horário
APLICAÇÃO Application / Aplicación Pg. 355		APLICAÇÃO Application / Aplicación Pg. 355		APLICAÇÃO Application / Aplicación Pg. 356		APLICAÇÃO Application / Aplicación Pg. 356	
0771	1.01.0771.0	0772	1.01.0772.0	0773	1.01.0773.0	0774	1.01.0774.0
	T 10 G 27.5 L 67.5 SPL 3 ID 14 D 60 FAM 035 CW/CCW Horário		T 9 G 34.8 L 75.5 SPL 3 ID 15 D 60 FAM 035 CW/CCW Horário		T 9 G 29.64 L 34 SPL 6 ID 12 D 46.5 FAM 108 CW/CCW Anti-horário		T 9 G 25.8 L 61.5 SPL 6 ID 12 D 46.2 FAM 034 CW/CCW Horário
APLICAÇÃO Application / Aplicación Pg. 356		APLICAÇÃO Application / Aplicación Pg. 356		APLICAÇÃO Application / Aplicación Pg. 356		APLICAÇÃO Application / Aplicación Pg. 357	
0775	1.01.0775.0	0776	1.01.0776.0	0778	1.01.0778.0	0779	1.01.0779.0
	T 9 G 25.8 L 51.5 SPL 9 ID 12 D 46.5 FAM 085 CW/CCW Horário		T 12 G 46.3 L 118 SPL 19 ID 19 D 58.4 FAM 051 CW/CCW Horário		T 11 G 56.7 L 118 SPL 19 ID 19 D 58.4 FAM 051 CW/CCW Horário		T 9 G 25.8 L 64 SPL 6 ID 11.5 D 46.5 FAM 047 CW/CCW Horário
APLICAÇÃO Application / Aplicación Pg. 357		APLICAÇÃO Application / Aplicación Pg. 357		APLICAÇÃO Application / Aplicación Pg. 357		APLICAÇÃO Application / Aplicación Pg. 358	

T	G	L	SPL	ID	CT	D	FAM	CW/CCW
Nº de Dentes # Of Pinon Teeth # De Los Dientes Del Pinón	Ø Externo (mm) Pinon O.D. Piñon - Ø Externa	Comprimento Total (mm) Length Largo	Nº de Estrias # Of Splines # De Estriás	Ø da Bucha (mm) Pinon I.D. Pinón - Ø Interna	Nº Dentes Coroa # Barrel Gear Teeth # Dientes de la Corona	Ø da Capa (mm) Drive O.D. Ø Externa	Família Family Familia	Horário/Anti Horário Clockwise/Counter Clockwise Horario/Antihorario

0781	1.01.0781.0	0783	1.01.0783.0	0784	1.01.0784.0	0785	1.01.0785.0
	T 11 G 29.5 L 64 SPL 10 ID 12 D 46.5 FAM 106 CW/CCW Horário		T 9 G 25.8 L 69 SPL 3 ID 12 D 43.5 FAM 017 CW/CCW Horário		T 9 G 29.64 L 91 SPL 10 ID 14.3 D 60 FAM 015 CW/CCW Anti-horário		T 15 G 44.5 L 69 SPL 12 ID 14 D 60 FAM 027 CW/CCW Horário
APLICAÇÃO Application / Aplicación Pg. 358		APLICAÇÃO Application / Aplicación Pg. 358		APLICAÇÃO Application / Aplicación Pg. 358		APLICAÇÃO Application / Aplicación Pg. 358	
0786	1.01.0786.0	0787	1.01.0787.0	0790	1.01.0790.0	0791	1.01.0791.0
	T 9 G 25.8 L 64 SPL 6 ID 11.5 D 46.5 FAM 038 CW/CCW Horário		T 9 G 25.82 L 51.5 SPL 10 ID 12 D 46.5 FAM 086 CW/CCW Horário		T 9 G 36 L 87 SPL - CT 41 D - FAM 122 CW/CCW Horário		T 8 G 28 L 87 SPL - CT 41 D - FAM 122 CW/CCW Horário
APLICAÇÃO Application / Aplicación Pg. 358		APLICAÇÃO Application / Aplicación Pg. 359		APLICAÇÃO Application / Aplicación Pg. 359		APLICAÇÃO Application / Aplicación Pg. 359	
0792	1.01.0792.0	0793	1.01.0793.0	0794	1.01.0794.0	0796	1.01.0796.0
	T 9 G 33 L 87 SPL - CT 41 D - FAM 122 CW/CCW Horário		T 8 G 28 L 94 SPL - CT 41 D - FAM 122 CW/CCW Anti-horário		T 10 G 33 L 58.5 SPL 10 ID 12 D 46.5 FAM 100 CW/CCW Anti-horário		T 9 G 25.8 L 65.5 SPL 10 ID 12 D 54.5 FAM 100 CW/CCW Horário
APLICAÇÃO Application / Aplicación Pg. 359		APLICAÇÃO Application / Aplicación Pg. 360		APLICAÇÃO Application / Aplicación Pg. 360		APLICAÇÃO Application / Aplicación Pg. 360	
0797	1.01.0797.0	0798	1.01.0798.0	0799	1.01.0799.0	0800	1.01.0800.0
	T 9 G 25.8 L 55.5 SPL 10 ID 12 D 46.5 FAM 084 CW/CCW Horário		T 9 G 25.8 L 58.5 SPL 10 ID 12 D 46.5 FAM 100 CW/CCW Anti-horário		T 9 G 25.8 L 55.5 SPL 10 ID 12 D 46.5 FAM 102 CW/CCW Anti-horário		T 11 G 29.5 L 59 SPL 10 ID 12 D 54.5 FAM 100 CW/CCW Horário
APLICAÇÃO Application / Aplicación Pg. 360		APLICAÇÃO Application / Aplicación Pg. 360		APLICAÇÃO Application / Aplicación Pg. 360		APLICAÇÃO Application / Aplicación Pg. 361	

T	G	L	SPL	ID	CT	D	FAM	CW/CCW
Nº de Dentes # Of Pinon Teeth # De Los Dientes Del Pinón	Ø Externo (mm) Pinon O.D. Piñon - Ø Externa	Comprimento Total (mm) Length Largo	Nº de Estriás # Of Splines # De Estriás	Ø da Bucha (mm) Pinon I.D. Pinón - Ø Interna	Nº Dentes Coroa # Barrel Gear Teeth # Dientes de la Corona	Ø da Capa (mm) Drive O.D. Ø Externa	Família Family Familia	Horário/Anti Horário Clockwise/Counter Clockwise Horario/Antihorario

0801	1.01.0801.0	0803	1.01.0803.0	0805	1.01.0805.0	0806	1.01.0806.0
	T 10 G 33 L 51 SPL 8 ID 12 D 46.5 FAM 110 CW/CCW Horário		T 9 G 25.8 L 58.5 SPL 10 ID 12 D 46.5 FAM 106 CW/CCW Horário		T 11 G 29.5 L 58.5 SPL 10 ID 12 D 46.5 FAM 102 CW/CCW Anti-horário		T 12 G 31.8 L 51 SPL 8 ID 12 D 46.5 FAM 112 CW/CCW Horário
APLICAÇÃO Application / Aplicación Pg. 361		APLICAÇÃO Application / Aplicación Pg. 361		APLICAÇÃO Application / Aplicación Pg. 361		APLICAÇÃO Application / Aplicación Pg. 361	
0808	1.01.0808.0	0809	1.01.0809.0	0813	1.01.0813.0	0814	1.01.0814.0
	T 8 G 28.2 L 53.5 SPL 5 ID 11 D 43.5 FAM 047 CW/CCW Horário		T 9 G 29.6 L 53.5 SPL 5 ID 11 D 43.5 FAM 034 CW/CCW Horário		T 10 G 40 L 108.5 SPL 4 ID 17 D 60 FAM 041 CW/CCW Horário		T 10 G 40 L 91 SPL 10 ID 14.26 D 60 FAM 015 CW/CCW Horário
APLICAÇÃO Application / Aplicación Pg. 361		APLICAÇÃO Application / Aplicación Pg. 362		APLICAÇÃO Application / Aplicación Pg. 362		APLICAÇÃO Application / Aplicación Pg. 362	
0815	1.01.0815.0	0816	1.01.0816.0	0817	1.01.0817.0	0818	1.01.0818.0
	T 9 G 29.3 L 99 SPL - CT 48 D - FAM 125 CW/CCW Horário		T 10 G 33 L 83 SPL - CT 40 D - FAM 124 CW/CCW Horário		T 10 G 28.2 L 83 SPL - CT 40 D - FAM 124 CW/CCW Horário		T 9 G 29.6 L 83 SPL - CT 40 D - FAM 124 CW/CCW Horário
APLICAÇÃO Application / Aplicación Pg. 362		APLICAÇÃO Application / Aplicación Pg. 362		APLICAÇÃO Application / Aplicación Pg. 363		APLICAÇÃO Application / Aplicación Pg. 363	
0820	1.01.0820.0	0821	1.01.0821.0	0822	1.01.0822.0	0823	1.01.0823.0
	T 10 G 26.82 L 50.5 SPL 9 ID 12.1 D 46.5 FAM 098 CW/CCW Horário		T 10 G 26.82 L 44 SPL 9 ID 12.1 D 46.5 FAM 098 CW/CCW Horário		T 10 G 26.82 L 56.5 SPL 9 ID 12.1 D 46.5 FAM 098 CW/CCW Anti-horário		T 10 G 26.82 L 48 SPL 9 ID 12.1 D 46.5 FAM 098 CW/CCW Horário
APLICAÇÃO Application / Aplicación Pg. 363		APLICAÇÃO Application / Aplicación Pg. 363		APLICAÇÃO Application / Aplicación Pg. 363		APLICAÇÃO Application / Aplicación Pg. 363	

T	G	L	SPL	ID	CT	D	FAM	CW/CCW
Nº de Dentes # Of Pinon Teeth # De Los Dientes Del Pinón	ø Externo (mm) Pinon O.D. Piñon - ø Externa	Comprimento Total (mm) Length Largo	Nº de Estriás # Of Splines # De Estriás	ø da Bucha (mm) Pinon I.D. Pinón - ø Interna	Nº Dentes Coroa # Barrel Gear Teeth # Dientes de la Corona	ø da Capa (mm) Drive O.D. ø Externa	Família Family Familia	Horário/Anti Horário Clockwise/Counter Clockwise Horario/Antihorario

0825 APLICAÇÃO Application / Aplicación Pg. 364	1.01.0825.0		0826 APLICAÇÃO Application / Aplicación Pg. 364	1.01.0826.0		0828 APLICAÇÃO Application / Aplicación Pg. 364	1.01.0828.0		0830 APLICAÇÃO Application / Aplicación Pg. 364	1.01.0830.0	
	T	10		T	10		T	9		T	8
	G	27.94		G	40		G	29.64		G	28.2
	L	50.5		L	75.5		L	66		L	53.5
	SPL	8		SPL	3		SPL	5		SPL	5
	ID	12		ID	15		ID	12.5		ID	11
	D	46.5		D	60		D	46.5		D	41.5
	FAM	110		FAM	035		FAM	118		FAM	047
CW/CCW	Horário	CW/CCW	Horário	CW/CCW	Horário	CW/CCW	Horário				
0831 APLICAÇÃO Application / Aplicación Pg. 364	1.01.0831.0		0832 APLICAÇÃO Application / Aplicación Pg. 364	1.01.0832.0		0836 APLICAÇÃO Application / Aplicación Pg. 365	1.01.0836.0		0837 APLICAÇÃO Application / Aplicación Pg. 365	1.01.0837.0	
	T	9		T	9		T	9		T	9
	G	25.8		G	29.64		G	25.8		G	25.8
	L	79		L	77		L	55		L	58.5
	SPL	12		SPL	10		SPL	8		SPL	10
	ID	12.51		ID	12.5		ID	12		ID	12
	D	54.5		D	46.5		D	46.5		D	46.5
	FAM	021		FAM	047		FAM	047		FAM	084
CW/CCW	Anti-horário	CW/CCW	Horário	CW/CCW	Horário	CW/CCW	Horário				
0838 APLICAÇÃO Application / Aplicación Pg. 365	1.01.0838.0		0841 APLICAÇÃO Application / Aplicación Pg. 365	1.01.0841.0		0843 APLICAÇÃO Application / Aplicación Pg. 365	1.01.0843.0		0844 APLICAÇÃO Application / Aplicación Pg. 365	1.01.0844.0	
	T	9		T	9		T	8		T	9
	G	34.8		G	29.6		G	23.92		G	25.9
	L	62		L	53.5		L	44		L	87
	SPL	10		SPL	5		SPL	5		SPL	-
	ID	12		ID	11		ID	11		ID	41
	D	54.5		D	41.5		D	46		D	-
	FAM	100		FAM	034		FAM	034		FAM	122
CW/CCW	Horário	CW/CCW	Horário	CW/CCW	Horário	CW/CCW	Horário				
0846 APLICAÇÃO Application / Aplicación Pg. 366	1.01.0846.0		0850 APLICAÇÃO Application / Aplicación Pg. 366	1.01.0850.0		0851 APLICAÇÃO Application / Aplicación Pg. 366	1.01.0851.0		0852 APLICAÇÃO Application / Aplicación Pg. 366	1.01.0852.0	
	T	11		T	9		T	10		T	8
	G	29.5		G	36.5		G	27.94		G	27.2
	L	58.5		L	80		L	86		L	52
	SPL	10		SPL	12		SPL	10		SPL	10
	ID	12		ID	14		ID	12		ID	11
	D	46.5		D	60		D	54.5		D	46.5
	FAM	084		FAM	029		FAM	103		FAM	094
CW/CCW	Horário	CW/CCW	Horário	CW/CCW	Anti-horário	CW/CCW	Horário				

T	G	L	SPL	ID	CT	D	FAM	CW/CCW
Nº de Dentes # Of Pinon Teeth # De Los Dientes Del Pinón	ø Externo (mm) Pinon O.D. Piñon - ø Externa	Comprimento Total (mm) Length Largo	Nº de Estriás # Of Splines # De Estriás	ø da Bucha (mm) Pinon I.D. Pinón - ø Interna	Nº Dentes Coroa # Barrel Gear Teeth # Dientes de la Corona	ø da Capa (mm) Drive O.D. ø Externa	Família Family Familia	Horário/Anti Horário Clockwise/Counter Clockwise Horario/Antihorario

0853 APLICAÇÃO Application / Aplicación Pg. 366	1.01.0853.0		0854 APLICAÇÃO Application / Aplicación Pg. 366	1.01.0854.0		0855 APLICAÇÃO Application / Aplicación Pg. 367	1.01.0855.0		0857 APLICAÇÃO Application / Aplicación Pg. 367	1.01.0857.0	
	T	8		T	8		T	11		T	9
	G	28.2		G	24.7		G	29.5		G	25.8
	L	70.5		L	64		L	55.5		L	64
	SPL	8		SPL	6		SPL	10		SPL	10
	ID	12		ID	12		ID	12		ID	12
	D	46.5		D	43.5		D	46.5		D	46.5
	FAM	047		FAM	034		FAM	084		FAM	001
CW/CCW	Horário	CW/CCW	Anti-horário	CW/CCW	Horário	CW/CCW	Horário				
0860 APLICAÇÃO Application / Aplicación Pg. 367	1.01.0860.0		0861 APLICAÇÃO Application / Aplicación Pg. 367	1.01.0861.0		0863 APLICAÇÃO Application / Aplicación Pg. 367	1.01.0863.0		0866 APLICAÇÃO Application / Aplicación Pg. 367	1.01.0866.0	
	T	10		T	9		T	8		T	9
	G	27.94		G	36.8		G	28.2		G	25.8
	L	73		L	62		L	48		L	59.5
	SPL	9		SPL	10		SPL	9		SPL	10
	ID	12.1		ID	12		ID	12.1		ID	12
	D	46.5		D	54.5		D	46.5		D	46.5
	FAM	129		FAM	094		FAM	099		FAM	102
CW/CCW	Anti-horário	CW/CCW	Horário	CW/CCW	Horário	CW/CCW	Horário				
0868 APLICAÇÃO Application / Aplicación Pg. 368	1.01.0868.0		0871 APLICAÇÃO Application / Aplicación Pg. 368	1.01.0871.0		0874 APLICAÇÃO Application / Aplicación Pg. 368	1.01.0874.0		0875 APLICAÇÃO Application / Aplicación Pg. 368	1.01.0875.0	
	T	10		T	8		T	8		T	9
	G	27.5		G	28.2		G	28.2		G	35.5
	L	80		L	59		L	64.5		L	62
	SPL	3		SPL	10		SPL	10		SPL	10
	ID	14		ID	12		ID	12		ID	12
	D	60		D	46.5		D	46.5		D	54.5
	FAM	035		FAM	100		FAM	001		FAM	100
CW/CCW	Horário	CW/CCW	Horário	CW/CCW	Horário	CW/CCW	Horário				
0878 APLICAÇÃO Application / Aplicación Pg. 368	1.01.0878.0		0879 APLICAÇÃO Application / Aplicación Pg. 368	1.01.0879.0		0887 APLICAÇÃO Application / Aplicación Pg. 369	1.01.0887.0		0888 APLICAÇÃO Application / Aplicación Pg. 369	1.01.0888.0	
	T	11		T	13		T	20		T	11
	G	29.5		G	49.7		G	14.7		G	41.99
	L	52.5		L	118		L	110		L	98
	SPL	10		SPL	19		SPL	5		SPL	3
	ID	12		ID	19		ID	-		ID	14.29
	D	46.5		D	58.4		D	60		D	59.9
	FAM	038		FAM	051		FAM	128		FAM	011
CW/CCW	Horário	CW/CCW	Horário	CW/CCW	Horário	CW/CCW	Horário				


T	G	L	SPL	ID	CT	D	FAM	CW/CCW
Nº de Dentes # Of Pinon Teeth # De Los Dientes Del Pinón	Ø Externo (mm) Pinon O.D. Piñon - Ø Externa	Comprimento Total (mm) Length Largo	Nº de Estrias # Of Splines # De Estriás	Ø da Bucha (mm) Pinon I.D. Pinón - Ø Interna	Nº Dentes Coroa # Barrel Gear Teeth # Dientes de la Corona	Ø da Capa (mm) Drive O.D. Ø Externa	Família Family Familia	Horário/Anti Horário Clockwise/Counter Clockwise Horario/Antihorario

0890	1.01.0890.0	0892	1.01.0892.0	0893	1.01.0893.0	0894	1.01.0894.0
	T 23 G 54.4 L 46.5 SPL 12 ID 12 D 45.3 FAM 115 CW/CCW Horário		T 9 G 25.9 L 78.5 SPL - CT 44 D - FAM 122 CW/CCW Anti-horário		T 10 G 31.7 L 64 SPL 10 ID 12 D 46.5 FAM 001 CW/CCW Horário		T 11 G 40.6 L 84 SPL 12 ID 15 D 60 FAM 043 CW/CCW Horário
APLICAÇÃO Application / Aplicación Pg. 369		APLICAÇÃO Application / Aplicación Pg. 369		APLICAÇÃO Application / Aplicación Pg. 369		APLICAÇÃO Application / Aplicación Pg. 369	
0895	1.01.0895.0	0898	1.01.0898.0	0900	1.01.0900.0	0901	1.01.0901.0
	T 9 G 36 L 71 SPL 12 ID 13 D 60 FAM 029 CW/CCW Horário		T 11 G 43.1 L 40.5 SPL 19 ID 12 D 54.5 FAM 108 CW/CCW Horário		T 10 G 27.94 L 79.5 SPL 10 ID 12 D 46.5 FAM 103 CW/CCW Anti-horário		T 11 G 40.5 L 77 SPL 12 ID 16 D 60 FAM 027 CW/CCW Horário
APLICAÇÃO Application / Aplicación Pg. 370		APLICAÇÃO Application / Aplicación Pg. 370		APLICAÇÃO Application / Aplicación Pg. 370		APLICAÇÃO Application / Aplicación Pg. 370	
0902	1.01.0902.0	0905	1.01.0905.0	0906	1.01.0906.0	0907	1.01.0907.0
	T 11 G 41 L 91 SPL 12 ID 14.26 D 60 FAM 021 CW/CCW Horário		T 10 G 27.94 L 77 SPL 12 ID 12 D 46.5 FAM 004 CW/CCW Horário		T 9 G 33 L 73.5 SPL 6 ID 12 D 46.5 FAM 050 CW/CCW Horário		T 13 G 46 L 46.5 SPL 12 ID 12.02 D 45.3 FAM 115 CW/CCW Horário
APLICAÇÃO Application / Aplicación Pg. 370		APLICAÇÃO Application / Aplicación Pg. 370		APLICAÇÃO Application / Aplicación Pg. 371		APLICAÇÃO Application / Aplicación Pg. 371	
0908	1.01.0908.0	0910	1.01.0910.0	0914	1.01.0914.0	0915	1.01.0915.0
	T 8 G 28.2 L 48 SPL 9 ID 12.1 D 46.5 FAM 085 CW/CCW Horário		T 8 G 32.4 L 77.5 SPL 6 ID 14.26 D 60 FAM 080 CW/CCW Horário		T 12 G 46.3 L 120.1 SPL 19 ID 15.9 D 58.4 FAM 051 CW/CCW Anti-horário		T 9 G 25.8 L 55 SPL 9 ID 12.06 D 46.5 FAM 117 CW/CCW Horário
APLICAÇÃO Application / Aplicación Pg. 371		APLICAÇÃO Application / Aplicación Pg. 371		APLICAÇÃO Application / Aplicación Pg. 371		APLICAÇÃO Application / Aplicación Pg. 371	

















T	G	L	SPL	ID	CT	D	FAM	CW/CCW
Nº de Dentes # Of Pinon Teeth # De Los Dientes Del Pinón	Ø Externo (mm) Pinon O.D. Piñon - Ø Externa	Comprimento Total (mm) Length Largo	Nº de Estrias # Of Splines # De Estriás	Ø da Bucha (mm) Pinon I.D. Pinón - Ø Interna	Nº Dentes Coroa # Barrel Gear Teeth # Dientes de la Corona	Ø da Capa (mm) Drive O.D. Ø Externa	Família Family Familia	Horário/Anti Horário Clockwise/Counter Clockwise Horario/Antihorario

0916	1.01.0916.0	0917	1.01.0917.0	0918	1.01.0918.0	0919	1.01.0919.0
	T 9 G 36.5 L 61 SPL 10 ID 12 D 60 FAM 085 CW/CCW Horário		T 9 G 29.64 L 48 SPL 9 ID 12.1 D 46.5 FAM 085 CW/CCW Horário		T 8 G 27.6 L 48 SPL 9 ID 12.1 D 46.5 FAM 085 CW/CCW Horário		T 9 G 25.8 L 58.5 SPL 10 ID 12 D 46.5 FAM 084 CW/CCW Horário
APLICAÇÃO Application / Aplicación Pg. 371		APLICAÇÃO Application / Aplicación Pg. 372		APLICAÇÃO Application / Aplicación Pg. 372		APLICAÇÃO Application / Aplicación Pg. 372	
0920	1.01.0920.0	0921	1.01.0921.0	0925	1.01.0925.0	0926	1.01.0926.0
	T 11 G 42 L 118 SPL 19 ID 15.9 D 58.4 FAM 051 CW/CCW Horário		T 11 G 40 L 102 SPL - CT 40 D - FAM 124 CW/CCW Horário		T 9 G 25.8 L 49.5 SPL 10 ID 12 D 46.5 FAM 094 CW/CCW Horário		T 9 G 25.8 L 56.5 SPL 12 ID 12 D 46.5 FAM 131 CW/CCW Horário
APLICAÇÃO Application / Aplicación Pg. 372		APLICAÇÃO Application / Aplicación Pg. 372		APLICAÇÃO Application / Aplicación Pg. 373		APLICAÇÃO Application / Aplicación Pg. 373	
0929	1.01.0929.0	0930	1.01.0930.0	0931	1.01.0931.0	0932	1.01.0932.0
	T 11 G 35.8 L 62 SPL 10 ID 12 D 54.5 FAM 094 CW/CCW Horário		T 11 G 56.7 L 118 SPL 19 ID 19 D 58.4 FAM 051 CW/CCW Anti-horário		T 10 G 33 L 75 SPL 10 ID 12 D 54.5 FAM 001 CW/CCW Horário		T 9 G 25.8 L 80.5 SPL 16 ID 11 D 54.5 FAM 079 CW/CCW Anti-horário
APLICAÇÃO Application / Aplicación Pg. 373		APLICAÇÃO Application / Aplicación Pg. 373		APLICAÇÃO Application / Aplicación Pg. 373		APLICAÇÃO Application / Aplicación Pg. 373	
0933	1.01.0933.0	0935	1.01.0935.0	0936	1.01.0936.0	0937	1.01.0937.0
	T 10 G 27.94 L 90 SPL 16 ID 9 D 46.5 FAM 101 CW/CCW Anti-horário		T 11 G 29.5 L 55 SPL 9 ID 12 D 46.5 FAM 087 CW/CCW Horário		T 11 G 29.5 L 61.5 SPL 9 ID 12 D 46.5 FAM 085 CW/CCW Horário		T 10 G 27.94 L 80.5 SPL 16 ID 11 D 54.5 FAM 079 CW/CCW Anti-horário
APLICAÇÃO Application / Aplicación Pg. 374		APLICAÇÃO Application / Aplicación Pg. 374		APLICAÇÃO Application / Aplicación Pg. 374		APLICAÇÃO Application / Aplicación Pg. 374	

T	G	L	SPL	ID	CT	D	FAM	CW/CCW
Nº de Dentes # Of Pinon Teeth # De Los Dientes Del Pinón	Ø Externo (mm) Pinon O.D. Piñon - Ø Externa	Comprimento Total (mm) Length Largo	Nº de Estriás # Of Splines # De Estriás	Ø da Bucha (mm) Pinon I.D. Pinón - Ø Interna	Nº Dentes Coroa # Barrel Gear Teeth # Dientes de la Corona	Ø da Capa (mm) Drive O.D. Ø Externa	Família Family Familia	Horário/Anti Horário Clockwise/Counter Clockwise Horario/Antihorario

0938	1.01.0938.0	0940	1.01.0940.0	0942	1.01.0942.0	0943	1.01.0943.0
	T 10 G 26.82 L 48.5 SPL 10 ID 12 D 46.5 FAM 094 CW/CCW Horário		T 8 G 24.7 L 70.5 SPL 8 ID 12 D 45.5 FAM 047 CW/CCW Anti-horário		T 9 G 25.8 L 62 SPL 10 ID 12 D 46.5 FAM 084 CW/CCW Horário		T 9 G 38.4 L 71 SPL 8 ID 12 D 46.3 FAM 047 CW/CCW Anti-horário
APLICAÇÃO Application / Aplicación Pg. 374		APLICAÇÃO Application / Aplicación Pg. 374		APLICAÇÃO Application / Aplicación Pg. 374		APLICAÇÃO Application / Aplicación Pg. 375	
0945	1.01.0945.0	0946	1.01.0946.0	0947	1.01.0947.0	0948	1.01.0948.0
	T 9 G 25.8 L 48 SPL 9 ID 12.1 D 46.5 FAM 085 CW/CCW Horário		T 9 G 33 L 102 SPL - CT 40 D - FAM 124 CW/CCW Horário		T 9 G 29.64 L 102 SPL - CT 40 D - FAM 124 CW/CCW Horário		T 10 G 40 L 104 SPL 18 ID 17 D 60 FAM 041 CW/CCW Horário
APLICAÇÃO Application / Aplicación Pg. 375		APLICAÇÃO Application / Aplicación Pg. 375		APLICAÇÃO Application / Aplicación Pg. 375		APLICAÇÃO Application / Aplicación Pg. 376	
0950	1.01.0950.0	0951	1.01.0951.0	0953	1.01.0953.0	0954	1.01.0954.0
	T 9 G 29.6 L 53.5 SPL 5 ID 11 D 41.5 FAM 034 CW/CCW Anti-horário		T 8 G 28.2 L 75 SPL 5 ID 11 D 41.5 FAM 050 CW/CCW Anti-horário		T 9 G 35.5 L 88 SPL 3 ID 16.1 D 60 FAM 028 CW/CCW Horário		T 10 G 37.8 L 83 SPL - CT 40 D - FAM 124 CW/CCW Horário
APLICAÇÃO Application / Aplicación Pg. 376		APLICAÇÃO Application / Aplicación Pg. 376		APLICAÇÃO Application / Aplicación Pg. 376		APLICAÇÃO Application / Aplicación Pg. 376	
0957	1.01.0957.0	0958	1.01.0958.0	0959	1.01.0959.0	0960	1.01.0960.0
	T 20 G 14.7 L 116.8 SPL 10 ID - D 64.8 FAM 134 CW/CCW Horário		T 11 G 30 L 47 SPL 6 ID 12 D 46.5 FAM 034 CW/CCW Horário		T 18 G 13.2 L 82 SPL 6 ID - D 45.3 FAM 116 CW/CCW Horário		T 10 G 26.82 L 60.5 SPL 9 ID 12.1 D 46.5 FAM 099 CW/CCW Anti-horário
APLICAÇÃO Application / Aplicación Pg. 376		APLICAÇÃO Application / Aplicación Pg. 377		APLICAÇÃO Application / Aplicación Pg. 377		APLICAÇÃO Application / Aplicación Pg. 377	

T	G	L	SPL	ID	CT	D	FAM	CW/CCW
Nº de Dentes # Of Pinon Teeth # De Los Dientes Del Pinón	Ø Externo (mm) Pinon O.D. Piñon - Ø Externa	Comprimento Total (mm) Length Largo	Nº de Estrias # Of Splines # De Estriás	Ø da Bucha (mm) Pinon I.D. Pinón - Ø Interna	Nº Dentes Coroa # Barrel Gear Teeth # Dientes de la Corona	Ø da Capa (mm) Drive O.D. Ø Externa	Família Family Familia	Horário/Anti Horário Clockwise/Counter Clockwise Horario/Antihorario
0961	1.01.0961.0	0962	1.01.0962.0	0965	1.01.0965.0	0969	1.01.0969.0	
	T 11 G 29.5 L 61.5 SPL 9 ID 12 D 54.5 FAM 085 CW/CCW Horário		T 10 G 26.82 L 59 SPL 10 ID 12 D 54.5 FAM 100 CW/CCW Horário		T 9 G 25.82 L 41 SPL 5 ID 11 D 46 FAM 034 CW/CCW Horário		T 9 G 29 L 52.5 SPL 10 ID 12 D 46.5 FAM 038 CW/CCW Horário	APLICAÇÃO Application / Aplicación Pg. 377
0970	1.01.0970.0	0972	1.01.0972.0	0975	1.01.0975.0	0976	1.01.0976.0	
	T 9 G 36.5 L 91 SPL 10 ID 14.3 D 60 FAM 015 CW/CCW Horário		T 9 G 25.7 L 90 SPL 16 ID 11 D 54.5 FAM 079 CW/CCW Anti-horário		T 23 G 54.4 L 51 SPL 10 ID 12 D 48.7 FAM 047 CW/CCW Horário		T 9 G 25.8 L 47 SPL 10 ID 12 D 46.5 FAM 094 CW/CCW Horário	APLICAÇÃO Application / Aplicación Pg. 378
0977	1.01.0977.0	0978	1.01.0978.0	0981	1.01.0981.0	0983	1.01.0983.0	
	T 9 G 25.8 L 93 SPL 3 ID 12 D 46.5 FAM 020 CW/CCW Anti-horário		T 10 G 40 L 61 SPL 10 ID 12 D 60 FAM 117 CW/CCW Horário		T 13 G 30 L 36.5 SPL 10 ID 12.14 D 68 FAM 108 CW/CCW Horário		T 10 G 27.5 L 61 SPL 10 ID 12 D 60 FAM 085 CW/CCW Horário	APLICAÇÃO Application / Aplicación Pg. 378
0985	1.01.0985.0	0989	1.01.0989.0	0990	1.01.0990.0	0991	1.01.0991.0	
	T 9 G 36.5 L 85.5 SPL 12 ID 14 D 60 FAM 043 CW/CCW Horário		T 9 G 25.8 L 59.5 SPL 10 ID 12 D 46.5 FAM 084 CW/CCW Anti-horário		T 10 G 26.82 L 55 SPL 9 ID 12.1 D 46.5 FAM 117 CW/CCW Horário		T 9 G 35.5 L 61 SPL 10 ID 12 D 60 FAM 046 CW/CCW Horário	APLICAÇÃO Application / Aplicación Pg. 379







T	G	L	SPL	ID	CT	D	FAM	CW/CCW
Nº de Dentes # Of Pinon Teeth # De Los Dientes Del Pinón	Ø Externo (mm) Pinon O.D. Piñon - Ø Externa	Comprimento Total (mm) Length Largo	Nº de Estrias # Of Splines # De Estriás	Ø da Bucha (mm) Pinon I.D. Pinón - Ø Interna	Nº Dentes Coroa # Barrel Gear Teeth # Dientes de la Corona	Ø da Capa (mm) Drive O.D. Ø Externa	Família Family Familia	Horário/Anti Horário Clockwise/Counter Clockwise Horario/Antihorario
0996	1.01.0996.0	0997	1.01.0997.0	0998	1.01.0998.0	0999	1.01.0999.0	
	T 10 G 32 L 64 SPL 10 ID 12 D 46.5 FAM 001 CW/CCW Horário		T 9 G 29.64 L 49 SPL 10 ID 12 D 46.5 FAM 094 CW/CCW Horário		T 9 G 29.64 L 47 SPL 10 ID 12 D 46.5 FAM 094 CW/CCW Horário		T 8 G 23.6 L 64 SPL 6 ID 11.5 D 46.5 FAM 047 CW/CCW Horário	APLICAÇÃO Application / Aplicación Pg. 380
1001	1.01.1001.0	1002	1.01.1002.0	1003	1.01.1003.0	1004	1.01.1004.0	
	T 11 G 41 L 91 SPL 10 ID 14.26 D 60 FAM 015 CW/CCW Anti-horário		T 11 G 35.8 L 91 SPL 10 ID 14.26 D 60 FAM 015 CW/CCW Horário		T 10 G 40 L 74 SPL 10 ID 14.26 D 60 FAM 015 CW/CCW Anti-horário		T 9 G 34.8 L 91 SPL 10 ID 14.26 D 60 FAM 015 CW/CCW Anti-horário	APLICAÇÃO Application / Aplicación Pg. 380
1005	1.01.1005.0	1011	1.01.1011.0	1013	1.01.1013.0	1016	1.01.1016.0	
	T 9 G 34.8 L 74 SPL 10 ID 14.26 D 60 FAM 015 CW/CCW Anti-horário		T 8 G 27.2 L 69.5 SPL 10 ID 12 D 46.5 FAM 101 CW/CCW Anti-horário		T 10 G 39.67 L 102 SPL 19 ID 15.9 D 58.4 FAM 051 CW/CCW Horário		T 8 G 28 L 75 SPL 10 ID 12.5 D 46.5 FAM 118 CW/CCW Anti-horário	APLICAÇÃO Application / Aplicación Pg. 381
1017	1.01.1017.0	1018	1.01.1018.0	1019	1.01.1019.0	1020	1.01.1020.0	
	T 10 G 32.18 L 75 SPL 10 ID 12.5 D 46.5 FAM 118 CW/CCW Anti-horário		T 8 G 28.2 L 75.5 SPL 8 ID 12 D 46.6 FAM 114 CW/CCW Anti-horário		T 30 G 21.3 L 92.7 SPL 8 ID 10.74 D 46.5 FAM 114 CW/CCW Anti-horário		T 8 G 28 L 38.5 SPL 10 ID 12.51 D 46.5 FAM 117 CW/CCW Horário	APLICAÇÃO Application / Aplicación Pg. 382

T	G	L	SPL	ID	CT	D	FAM	CW/CCW
Nº de Dentes # Of Pinon Teeth # De Los Dientes Del Pinón	Ø Externo (mm) Pinon O.D. Piñon - Ø Externa	Comprimento Total (mm) Length Largo	Nº de Estrias # Of Splines # De Estriás	Ø da Bucha (mm) Pinon I.D. Pinón - Ø Interna	Nº Dentes Coroa # Barrel Gear Teeth # Dientes de la Corona	Ø da Capa (mm) Drive O.D. Ø Externa	Família Family Familia	Horário/Anti Horário Clockwise/Counter Clockwise Horario/Antihorario
1021	1.01.1021.0	1022	1.01.1022.0	1023	1.01.1023.0	1024	1.01.1024.0	
	T 8 G 28 L 48.5 SPL 10 ID 12.5 D 46.5 FAM 117 CW/CCW Horário		T 9 G 35.5 L 57.5 SPL 16 ID 12 D 54.5 FAM 094 CW/CCW Horário		T 11 G 29.38 L 54.5 SPL 9 ID 12 D 54.5 FAM 085 CW/CCW Horário		T 10 G 33 L 51.5 SPL 8 ID 13.01 D 46.5 FAM 112 CW/CCW Horário	APLICAÇÃO Application / Aplicación Pg. 382
1025	1.01.1025.0	1026	1.01.1026.0	1027	1.01.1027.0	1030	1.01.1030.0	
	T 9 G 34.8 L 64.5 SPL 10 ID 12.11 D 60 FAM 130 CW/CCW Horário		T 10 G 34.5 L 75 SPL 10 ID 14.26 D 60 FAM 082 CW/CCW Horário		T 10 G 32 L 75 SPL 10 ID 14.26 D 54.5 FAM 082 CW/CCW Horário		T 11 G 29.5 L 49.5 SPL 10 ID 12 D 54.5 FAM 094 CW/CCW Horário	APLICAÇÃO Application / Aplicación Pg. 383
1031	1.01.1031.0	1033	1.01.1033.0	1036	1.01.1036.0	1037	1.01.1037.0	
	T 10 G 27.94 L 49 SPL 10 ID 12 D 50.5 FAM 094 CW/CCW Horário		T 9 G 29.64 L 49 SPL 10 ID 12 D 54.5 FAM 094 CW/CCW Horário		T 23 G 52.1 L 107 SPL - CT 55 D - FAM 126 CW/CCW Anti-horário		T 10 G 27.94 L 49 SPL 10 ID 12 D 46.5 FAM 094 CW/CCW Horário	APLICAÇÃO Application / Aplicación Pg. 384
1038	1.01.1038.0	1042	1.01.1042.0	1043	1.01.1043.0	1046	1.01.1046.0	
	T 9 G 34.8 L 83 SPL 10 ID 14.3 D 60 FAM 082 CW/CCW Horário		T 9 G 25.8 L 75.5 SPL 6 ID 12.11 D 46.2 FAM 050 CW/CCW Horário		T 18 G 13.32 L 109.8 SPL 8 ID - D 56 FAM 134 CW/CCW Horário		T 20 G 14.7 L 126 SPL 10 ID - D 64.8 FAM 134 CW/CCW Horário	APLICAÇÃO Application / Aplicación Pg. 384




T	G	L	SPL	ID	CT	D	FAM	CW/CCW
Nº de Dentes # Of Pinon Teeth # De Los Dientes Del Pinón	Ø Externo (mm) Pinon O.D. Piñon - Ø Externa	Comprimento Total (mm) Length Largo	Nº de Estriás # Of Splines # De Estriás	Ø da Bucha (mm) Pinon I.D. Pinón - Ø Interna	Nº Dentes Coroa # Barrel Gear Teeth # Dientes de la Corona	Ø da Capa (mm) Drive O.D. Ø Externa	Família Family Familia	Horário/Anti Horário Clockwise/Counter Clockwise Horario/Antihorario

1047	1.01.1047.0	1048	1.01.1048.0	1054	1.01.1054.0	1056	1.01.1056.0
	T 20 G 14.7 L 119 SPL 10 ID - D 64.8 FAM 134 CW/CCW Horário		T 8 G 28.2 L 45.5 SPL 6 ID 12 D 43.5 FAM 132 CW/CCW Horário		T 8 G 28 L 56 SPL 8 ID 12 D 46.5 FAM 047 CW/CCW Anti-horário		T 9 G 25.8 L 65 SPL 12 ID 11.51 D 45.5 FAM 026 CW/CCW Horário
APLICAÇÃO Application / Aplicación Pg. 385		APLICAÇÃO Application / Aplicación Pg. 385		APLICAÇÃO Application / Aplicación Pg. 385		APLICAÇÃO Application / Aplicación Pg. 385	
1057	1.01.1057.0	1058	1.01.1058.0	1059	1.01.1059.0	1060	1.01.1060.0
	T 10 G 27.94 L 49 SPL 10 ID 12 D 54.5 FAM 094 CW/CCW Horário		T 11 G 29.5 L 49 SPL 10 ID 12 D 50.5 FAM 094 CW/CCW Horário		T 9 G 34.8 L 83 SPL 10 ID 14.3 D 60 FAM 029 CW/CCW Horário		T 10 G 40 L 85 SPL 10 ID 14.26 D 60 FAM 026 CW/CCW Horário
APLICAÇÃO Application / Aplicación Pg. 386		APLICAÇÃO Application / Aplicación Pg. 386		APLICAÇÃO Application / Aplicación Pg. 386		APLICAÇÃO Application / Aplicación Pg. 386	
1062	1.01.1062.0	1063	1.01.1063.0	1064	1.01.1064.0	1065	1.01.1065.0
	T 8 G 28 L 65.5 SPL 9 ID 12.06 D 46.5 FAM 099 CW/CCW Horário		T 9 G 35.5 L 51 SPL 8 ID 13.01 D 46.5 FAM 112 CW/CCW Horário		T 8 G 23.92 L 41 SPL 5 ID 10.99 D 46.5 FAM 034 CW/CCW Horário		T 9 G 29.64 L 58.5 SPL 10 ID 12 D 46.5 FAM 100 CW/CCW Anti-horário
APLICAÇÃO Application / Aplicación Pg. 386		APLICAÇÃO Application / Aplicación Pg. 387		APLICAÇÃO Application / Aplicación Pg. 387		APLICAÇÃO Application / Aplicación Pg. 387	
1067	1.01.1067.0	1068	1.01.1068.0	1069	1.01.1069.0	1070	1.01.1070.0
	T 9 G 25.8 L 59 SPL 10 ID 12 D 54.5 FAM 100 CW/CCW Horário		T 9 G 25.8 L 53 SPL 9 ID 12.06 D 46.5 FAM 098 CW/CCW Anti-horário		T 10 G 27.94 L 81 SPL 16 ID 11 D 46.5 FAM 133 CW/CCW Anti-horário		T 9 G 35.2 L 62 SPL 10 ID 12 D 54.5 FAM 100 CW/CCW Horário
APLICAÇÃO Application / Aplicación Pg. 387		APLICAÇÃO Application / Aplicación Pg. 387		APLICAÇÃO Application / Aplicación Pg. 387		APLICAÇÃO Application / Aplicación Pg. 388	
















T	G	L	SPL	ID	CT	D	FAM	CW/CCW
Nº de Dentes # Of Pinon Teeth # De Los Dientes Del Pinón	ø Externo (mm) Pinon O.D. Piñon - ø Externa	Comprimento Total (mm) Length Largo	Nº de Estriás # Of Splines # De Estriás	ø da Bucha (mm) Pinon I.D. Pinón - ø Interna	Nº Dentes Coroa # Barrel Gear Teeth # Dientes de la Corona	ø da Capa (mm) Drive O.D. ø Externa	Família Family Familia	Horário/Anti Horário Clockwise/Counter Clockwise Horario/Antihorario

1071  APLICAÇÃO Application / Aplicación Pg. 388	1.01.1071.0		1072  APLICAÇÃO Application / Aplicación Pg. 388	1.01.1072.0		1073  APLICAÇÃO Application / Aplicación Pg. 388	1.01.1073.0		1074  APLICAÇÃO Application / Aplicación Pg. 388	1.01.1074.0	
	T	10		T	9		T	9		T	10
	G	27.5		G	29.64		G	34.8		G	27.94
	L	58.5		L	62		L	83		L	54.5
	SPL	10		SPL	10		SPL	10		SPL	9
	ID	12		ID	12		ID	14.3		ID	12
	D	52.7		D	54.5		D	60		D	54.5
	FAM	094		FAM	100		FAM	027		FAM	085
CW/CCW	Horário	CW/CCW	Horário	CW/CCW	Horário	CW/CCW	Horário				
1076  APLICAÇÃO Application / Aplicación Pg. 388	1.01.1076.0		1081  APLICAÇÃO Application / Aplicación Pg. 389	1.01.1081.0		1082  APLICAÇÃO Application / Aplicación Pg. 389	1.01.1082.0		1088  APLICAÇÃO Application / Aplicación Pg. 389	1.01.1088.0	
	T	9		T	12		T	12		T	11
	G	34.8		G	37.26		G	31.8		G	29.5
	L	86.9		L	92.7		L	47		L	56.5
	SPL	3		SPL	-		SPL	6		SPL	12
	ID	14.29		CT	44		ID	12		ID	12
	D	54.5		D	-		D	46.5		D	46.5
	FAM	021		FAM	122		FAM	034		FAM	127
CW/CCW	Horário	CW/CCW	Horário	CW/CCW	Horário	CW/CCW	Anti-horário				
1090  APLICAÇÃO Application / Aplicación Pg. 389	1.01.1090.0		1091  APLICAÇÃO Application / Aplicación Pg. 389	1.01.1091.0		1092  APLICAÇÃO Application / Aplicación Pg. 389	1.01.1092.0		1097  APLICAÇÃO Application / Aplicación Pg. 390	1.01.1097.0	
	T	10		T	10		T	10		T	10
	G	32.1		G	37.8		G	37.8		G	37.8
	L	80		L	80		L	80.5		L	102
	SPL	10		SPL	10		SPL	6		SPL	-
	ID	14		ID	14		ID	15		CT	40
	D	60		D	60		D	60		D	-
	FAM	046		FAM	046		FAM	046		FAM	124
CW/CCW	Horário	CW/CCW	Horário	CW/CCW	Horário	CW/CCW	Horário				
1098  APLICAÇÃO Application / Aplicación Pg. 390	1.01.1098.0		1104  APLICAÇÃO Application / Aplicación Pg. 390	1.01.1104.0		1107  APLICAÇÃO Application / Aplicación Pg. 390	1.01.1107.0		1108  APLICAÇÃO Application / Aplicación Pg. 390	1.01.1108.0	
	T	11		T	9		T	10		T	9
	G	40		G	34.8		G	38.8		G	25.8
	L	75		L	62		L	49		L	80.5
	SPL	16		SPL	10		SPL	10		SPL	16
	ID	17.03		ID	12		ID	12		ID	11
	D	60		D	60		D	54.5		D	46.5
	FAM	046		FAM	013		FAM	094		FAM	133
CW/CCW	Horário	CW/CCW	Horário	CW/CCW	Horário	CW/CCW	Anti-horário				

T	G	L	SPL	ID	CT	D	FAM	CW/CCW
Nº de Dentes # Of Pinon Teeth # De Los Dientes Del Pinón	Ø Externo (mm) Pinon O.D. Piñon - Ø Externa	Comprimento Total (mm) Length Largo	Nº de Estrias # Of Splines # De Estriás	Ø da Bucha (mm) Pinon I.D. Pinón - Ø Interna	Nº Dentes Coroa # Barrel Gear Teeth # Dientes de la Corona	Ø da Capa (mm) Drive O.D. Ø Externa	Família Family Familia	Horário/Anti Horário Clockwise/Counter Clockwise Horario/Antihorario

1109	1.01.1109.0	1112	1.01.1112.0	1113	1.01.1113.0	1117	1.01.1117.0
	T 10 G 27.94 L 55 SPL 10 ID 12 D 52.7 FAM 094 CW/CCW Horário		T 9 G 36.5 L 85.5 SPL 12 ID 14 D 60 FAM 043 CW/CCW Horário		T 9 G 29 L 50.5 SPL 10 ID 12 D 48.7 FAM 047 CW/CCW Horário		T 9 G 25.8 L 62 SPL 10 ID 12 D 54.3 FAM 013 CW/CCW Horário
APLICAÇÃO Application / Aplicación Pg. 390		APLICAÇÃO Application / Aplicación Pg. 391		APLICAÇÃO Application / Aplicación Pg. 391		APLICAÇÃO Application / Aplicación Pg. 391	
1133	1.01.1133.0	1134	1.01.1134.0	1152	1.01.1152.0	1153	1.01.1153.0
	T 9 G 25.8 L 55 SPL 9 ID 12.1 D 46.5 FAM 129 CW/CCW Horário		T 10 G 27.94 L 55 SPL 9 ID 12.1 D 46.5 FAM 117 CW/CCW Horário		T 9 G 25.4 L 43 SPL 5 ID 11 D 46.5 FAM 034 CW/CCW Horário		T 9 G 25.8 L 46 SPL 10 ID 12 D 46.5 FAM 100 CW/CCW Horário
APLICAÇÃO Application / Aplicación Pg. 391		APLICAÇÃO Application / Aplicación Pg. 391		APLICAÇÃO Application / Aplicación Pg. 391		APLICAÇÃO Application / Aplicación Pg. 392	
1155	1.01.1155.0	1156	1.01.1156.0	1157	1.01.1157.0	1158	1.01.1158.0
	T 9 G 34.8 L 49 SPL 10 ID 12 D 50.3 FAM 094 CW/CCW Horário		T 21 G 49.7 L 47.1 SPL 10 ID 12 D 54.5 FAM 094 CW/CCW Horário		T 9 G 34.8 L 83 SPL 10 ID 14.3 D 60 FAM 094 CW/CCW Horário		T 9 G 35.5 L 62 SPL 16 ID 12 D 54.5 FAM 094 CW/CCW Horário
APLICAÇÃO Application / Aplicación Pg. 392		APLICAÇÃO Application / Aplicación Pg. 392		APLICAÇÃO Application / Aplicación Pg. 392		APLICAÇÃO Application / Aplicación Pg. 392	
1159	1.01.1159.0	1160	1.01.1160.0	1161	1.01.1161.0	1162	1.01.1162.0
	T 10 G 40 L 83 SPL 10 ID 14.3 D 60 FAM 094 CW/CCW Horário		T 12 G 46.3 L 83 SPL 10 ID 14.3 D 60 FAM 094 CW/CCW Horário		T 11 G 30 L 77.5 SPL 6 ID 14.3 D 60 FAM 091 CW/CCW Horário		T 10 G 32 L 61 SPL 9 ID 12 D 54.5 FAM 085 CW/CCW Horário
APLICAÇÃO Application / Aplicación Pg. 392		APLICAÇÃO Application / Aplicación Pg. 393		APLICAÇÃO Application / Aplicación Pg. 393		APLICAÇÃO Application / Aplicación Pg. 393	

T	G	L	SPL	ID	CT	D	FAM	CW/CCW
Nº de Dentes # Of Pinon Teeth # De Los Dientes Del Pinón	ø Externo (mm) Pinon O.D. Piñon - ø Externa	Comprimento Total (mm) Length Largo	Nº de Estrias # Of Splines # De Estriás	ø da Bucha (mm) Pinon I.D. Pinón - ø Interna	Nº Dentes Coroa # Barrel Gear Teeth # Dientes de la Corona	ø da Capa (mm) Drive O.D. ø Externa	Família Family Familia	Horário/Anti Horário Clockwise/Counter Clockwise Horario/Antihorario

1168	1.01.1168.0	1169	1.01.1169.0	1170	1.01.1170.0	1171	1.01.1171.0
	T 9 G 36.3 L 49 SPL 10 ID 12 D 54.5 FAM 094 CW/CCW Horário		T 11 G 29.5 L 51 SPL 10 ID 12 D 48.7 FAM 047 CW/CCW Horário		T 10 G 38.8 L 56 SPL 10 ID 12 D 52.7 FAM 094 CW/CCW Horário		T 10 G 26.82 L 62 SPL 10 ID 12 D 54.5 FAM 100 CW/CCW Horário
APLICAÇÃO Application / Aplicación Pg. 393		APLICAÇÃO Application / Aplicación Pg. 393		APLICAÇÃO Application / Aplicación Pg. 393		APLICAÇÃO Application / Aplicación Pg. 393	
1172	1.01.1172.0	1173	1.01.1173.0	1174	1.01.1174.0	1175	1.01.1175.0
	T 11 G 28.8 L 54 SPL 10 ID 12 D 52.7 FAM 094 CW/CCW Horário		T 9 G 35.2 L 58.5 SPL 10 ID 12 D 54.5 FAM 094 CW/CCW Horário		T 9 G 35.2 L 58.5 SPL 10 ID 12 D 54.5 FAM 094 CW/CCW Horário		T 9 G 29.3 L 73.5 SPL 6 ID 14 D 54.5 FAM 017 CW/CCW -
APLICAÇÃO Application / Aplicación Pg. 394		APLICAÇÃO Application / Aplicación Pg. 394		APLICAÇÃO Application / Aplicación Pg. 394		APLICAÇÃO Application / Aplicación Pg. 394	
1177	1.01.1177.0	1178	1.01.1178.0	1179	1.01.1179.0	1180	1.01.1180.0
	T 9 G 25.8 L 90 SPL 16 ID 11 D 47.4 FAM 101 CW/CCW Horário		T 10 G 37.8 L 84 SPL 10 ID 14.3 D 60 FAM 094 CW/CCW Horário		T 11 G 41 L 83 SPL 10 ID 14.3 D 60 FAM 094 CW/CCW Horário		T 10 G 27.5 L 70.2 SPL 10 ID 12 D 54.5 FAM 015 CW/CCW Horário
APLICAÇÃO Application / Aplicación Pg. 394		APLICAÇÃO Application / Aplicación Pg. 394		APLICAÇÃO Application / Aplicación Pg. 395		APLICAÇÃO Application / Aplicación Pg. 395	
1184	1.01.0020.1	1187	1.01.0287.1	1188	1.01.0409.1	1189	1.01.0433.1
	T 9 G 25.8 L 80.5 SPL 3 ID 12 D 46.2 FAM 020 CW/CCW Horário		T 9 G 25.8 L 55 SPL 9 ID 12 D 46.5 FAM 087 CW/CCW Horário		T 9 G 29.3 L 68.5 SPL 12 ID 12.1 D 46.5 FAM 083 CW/CCW Horário		T 9 G 25.8 L 68.5 SPL 3 ID 12 D 45.8 FAM 017 CW/CCW Horário
APLICAÇÃO Application / Aplicación Pg. 395		APLICAÇÃO Application / Aplicación Pg. 395		APLICAÇÃO Application / Aplicación Pg. 395		APLICAÇÃO Application / Aplicación Pg. 395	


T	G	L	SPL	ID	CT	D	FAM	CW/CCW
Nº de Dentes # Of Pinon Teeth # De Los Dientes Del Pinón	Ø Externo (mm) Pinon O.D. Piñon - Ø Externa	Comprimento Total (mm) Length Largo	Nº de Estrias # Of Splines # De Estriás	Ø da Bucha (mm) Pinon I.D. Pinón - Ø Interna	Nº Dentes Coroa # Barrel Gear Teeth # Dientes de la Corona	Ø da Capa (mm) Drive O.D. Ø Externa	Família Family Familia	Horário/Anti Horário Clockwise/Counter Clockwise Horario/Antihorario

1190	1.01.0491.1	1191	1.01.0536.1	1192	1.01.0620.1	1193	1.01.0623.1
	T 10 G 40.4 L 118 SPL 19 ID 20.7 D 58.4 FAM 051 CW/CCW Horário		T 9 G 30 L 39.5 SPL 6 ID 12 D 46.5 FAM 108 CW/CCW Anti-horário		T 10 G 27.94 L 47 SPL 12 ID 12 D 46.5 FAM 115 CW/CCW Horário		T 9 G 30 L 47 SPL 12 ID 12 D 46.5 FAM 115 CW/CCW Horário
APLICAÇÃO Application / Aplicación Pg. 396		APLICAÇÃO Application / Aplicación Pg. 396		APLICAÇÃO Application / Aplicación Pg. 396		APLICAÇÃO Application / Aplicación Pg. 396	
1194	1.01.0629.1	1195	1.01.0649.1	1196	1.01.0650.1	1197	1.01.0651.1
	T 10 G 32 L 85 SPL 12 ID 14 D 60 FAM 029 CW/CCW Horário		T 10 G 40 L 85 SPL 12 ID 14 D 60 FAM 029 CW/CCW Horário		T 12 G 46.3 L 85 SPL 12 ID 14 D 60 FAM 029 CW/CCW Horário		T 9 G 34.4 L 85 SPL 12 ID 14 D 60 FAM 029 CW/CCW Horário
APLICAÇÃO Application / Aplicación Pg. 396		APLICAÇÃO Application / Aplicación Pg. 397		APLICAÇÃO Application / Aplicación Pg. 397		APLICAÇÃO Application / Aplicación Pg. 397	
1198	1.01.0652.1	1199	1.01.0662.1	1200	1.01.0737.1	1201	1.01.0750.1
	T 9 G 29.64 L 85 SPL 12 ID 13 D 60 FAM 029 CW/CCW Horário		T 12 G 31.8 L 47 SPL 12 ID 12 D 46.5 FAM 115 CW/CCW Horário		T - G - L 50 SPL - CT 41 D - FAM 122 CW/CCW Horário		T - G - L 52 SPL - CT 40 D - FAM 124 CW/CCW Horário
APLICAÇÃO Application / Aplicación Pg. 397		APLICAÇÃO Application / Aplicación Pg. 397		APLICAÇÃO Application / Aplicación Pg. 398		APLICAÇÃO Application / Aplicación Pg. 398	
1204	1.01.0778.1	1205	1.01.0780.1	1206	1.01.0786.1	1207	1.01.0793.1
	T 11 G 56.7 L 118 SPL 19 ID 19 D 58.4 FAM 051 CW/CCW Horário		T 12 G 46.3 L 102 SPL 19 ID 15.9 D 58.4 FAM 051 CW/CCW Horário		T 9 G 25.8 L 64 SPL 6 ID 11.5 D 46.5 FAM 038 CW/CCW Horário		T - G - L 50 SPL - CT 41 D - FAM 122 CW/CCW Anti-horário
APLICAÇÃO Application / Aplicación Pg. 398		APLICAÇÃO Application / Aplicación Pg. 398		APLICAÇÃO Application / Aplicación Pg. 398		APLICAÇÃO Application / Aplicación Pg. 398	

T	G	L	SPL	ID	CT	D	FAM	CW/CCW
Nº de Dentes # Of Pinon Teeth # De Los Dientes Del Pinón	Ø Externo (mm) Pinon O.D. Piñon - Ø Externa	Comprimento Total (mm) Length Largo	Nº de Estrias # Of Splines # De Estriás	Ø da Bucha (mm) Pinon I.D. Pinón - Ø Interna	Nº Dentes Coroa # Barrel Gear Teeth # Dientes de la Corona	Ø da Capa (mm) Drive O.D. Ø Externa	Família Family Familia	Horário/Anti Horário Clockwise/Counter Clockwise Horario/Antihorario
1208	1.01.0824.1	1209	1.01.0833.1	1210	1.01.0870.1	1211	1.01.0883.1	
	T 10 G 26.82 L 47 SPL 12 ID 12 D 46.5 FAM 115 CW/CCW Horário		T 10 G 27.94 L 51.5 SPL 10 ID 12 D 46.5 FAM 086 CW/CCW Horário		T 11 G 56.7 L 102 SPL 19 ID 15.9 D 58.4 FAM 051 CW/CCW Horário		T - G - L 80.5 SPL 10 CT 40 D - FAM 121 CW/CCW Anti-horário	
APLICAÇÃO Application / Aplicación Pg. 398		APLICAÇÃO Application / Aplicación Pg. 399		APLICAÇÃO Application / Aplicación Pg. 399		APLICAÇÃO Application / Aplicación Pg. 399		
1212	1.01.0884.1	1213	1.01.0885.1	1215	1.01.0921.1	1217	1.01.0941.1	
	T - G - L 80.5 SPL 10 CT 40 D - FAM 121 CW/CCW Horário		T - G - L 52 SPL 10 CT 40 D - FAM 121 CW/CCW Anti-horário		T - G - L 64 SPL - CT 40 D - FAM 124 CW/CCW Horário		T 9 G 37.18 L 59.5 SPL 12 ID 12 D 48.7 FAM 115 CW/CCW Horário	
APLICAÇÃO Application / Aplicación Pg. 399		APLICAÇÃO Application / Aplicación Pg. 399		APLICAÇÃO Application / Aplicación Pg. 400		APLICAÇÃO Application / Aplicación Pg. 400		
1218	1.01.0974.1	1221	1.01.1014.1	1222	1.01.1078.1	1223	1.01.1080.1	
	T 8 G 27.8 L 34 SPL 6 ID 12 D 46.5 FAM 108 CW/CCW Anti-horário		T - G - L 52.4 SPL 10 CT 40 D - FAM 120 CW/CCW Horário		T 10 G 27.94 L 90 SPL 16 ID 11 D 46.5 FAM 101 CW/CCW Anti-horário		T 9 G 25.8 L 80.5 SPL 16 ID 11 D 46.5 FAM 079 CW/CCW Horário	
APLICAÇÃO Application / Aplicación Pg. 400		APLICAÇÃO Application / Aplicación Pg. 400		APLICAÇÃO Application / Aplicación Pg. 400		APLICAÇÃO Application / Aplicación Pg. 400		
1224	1.01.0620.2	1225	1.01.0623.2	1226	1.01.0662.2	1227	1.01.0786.2	
	T 10 G 27.9 L 46.6 SPL 12 ID 12 D 45.3 FAM 115 CW/CCW Horário		T 9 G 30 L 46.5 SPL 12 ID 12 D 45.3 FAM 115 CW/CCW Horário		T 12 G 31.8 L 46.5 SPL 12 ID 12 D 45.3 FAM 115 CW/CCW Horário		T 9 G 25.8 L 64 SPL 6 ID 11.5 D 46.5 FAM 038 CW/CCW Horário	
APLICAÇÃO Application / Aplicación Pg. 401		APLICAÇÃO Application / Aplicación Pg. 401		APLICAÇÃO Application / Aplicación Pg. 401		APLICAÇÃO Application / Aplicación Pg. 401		

T	G	L	SPL	ID	CT	D	FAM	CW/CCW
Nº de Dentes # Of Pinon Teeth # De Los Dientes Del Pinón	Ø Externo (mm) Pinon O.D. Piñon - Ø Externa	Comprimento Total (mm) Length Largo	Nº de Estrias # Of Splines # De Estriás	Ø da Bucha (mm) Pinon I.D. Pinón - Ø Interna	Nº Dentes Coroa # Barrel Gear Teeth # Dientes de la Corona	Ø da Capa (mm) Drive O.D. Ø Externa	Familia Family Familia	Horário/Anti Horário Clockwise/Counter Clockwise Horario/Antihorario

1228	1.01.0824.2	1351	1.01.0968.3	1359	1.01.0024.4	1364	1.01.0105.4
	T 10 G 26.82 L 46.5 SPL 12 ID 12 D 45.3 FAM 115 CW/CCW Horário		T 10 G 32.18 L 106 SPL 3 ID 14.3 D 59.9 FAM 020 CW/CCW Horário		T 10 G 40 L 79.5 SPL 6 ID 14.3 D 60 FAM 020 CW/CCW Horário		T 9 G 34.8 L 91 SPL 10 ID 14.3 D 60 FAM 014 CW/CCW Horário
APLICAÇÃO Application / Aplicación Pg. 401		APLICAÇÃO Application / Aplicación Pg. 401		APLICAÇÃO Application / Aplicación Pg. 402		APLICAÇÃO Application / Aplicación Pg. 402	
1372	1.01.0748.4	1451	1.01.1451.0	1453	1.01.1453.0	1454	1.01.1454.0
	T 10 G 37.8 L 91 SPL 10 ID 14.3 D 60 FAM 014 CW/CCW Horário		T 9 G 29.6 L 49 SPL 10 ID 12 D 46.6 FAM 094 CW/CCW Anti-horário		T 9 G 29.66 L 36.5 SPL 6 ID 11.96 D 46.5 FAM 108 CW/CCW Anti-horário		T 9 G 29 L 36.5 SPL 6 ID 11.96 D 46.5 FAM 108 CW/CCW Anti-horário
APLICAÇÃO Application / Aplicación Pg. 402		APLICAÇÃO Application / Aplicación Pg. 402		APLICAÇÃO Application / Aplicación Pg. 403		APLICAÇÃO Application / Aplicación Pg. 403	
1455	1.01.1455.0	1458	1.01.1458.0	1467	1.01.1467.0	1468	1.01.1468.0
	T 10 G 32.18 L 36.5 SPL 6 ID 11.96 D 43.5 FAM 108 CW/CCW Anti-horário		T 11 G 30.04 L 54.5 SPL 10 ID 12 D 54.5 FAM 085 CW/CCW Horário		T 8 G 27.2 L 66.5 SPL 10 ID 12 D 47.4 FAM 106 CW/CCW Anti-horário		T 9 G 25.8 L 90 SPL 16 ID 11 D 47.4 FAM 101 CW/CCW Anti-horário
APLICAÇÃO Application / Aplicación Pg. 403		APLICAÇÃO Application / Aplicación Pg. 403		APLICAÇÃO Application / Aplicación Pg. 403		APLICAÇÃO Application / Aplicación Pg. 403	
1469	1.01.1469.0	1470	1.01.1470.0	1471	1.01.1471.0	1472	1.01.1472.0
	T 10 G 27.94 L 49 SPL 10 ID 12 D 46.5 FAM 094 CW/CCW Horário		T 10 G 33.02 L 58.5 SPL 10 ID 12 D 46.5 FAM 100 CW/CCW Horário		T 9 G 25.8 L 53.5 SPL 10 ID 12 D 46.5 FAM 100 CW/CCW Horário		T 11 G 35.8 L 62 SPL 16 ID 12 D 54.5 FAM 094 CW/CCW Horário
APLICAÇÃO Application / Aplicación Pg. 404		APLICAÇÃO Application / Aplicación Pg. 404		APLICAÇÃO Application / Aplicación Pg. 404		APLICAÇÃO Application / Aplicación Pg. 404	

T	G	L	SPL	ID	CT	D	FAM	CW/CCW			
Nº de Dentes # Of Pinon Teeth # De Los Dientes Del Pinón	Ø Externo (mm) Pinon O.D. Piñon - Ø Externa	Comprimento Total (mm) Length Largo	Nº de Estrias # Of Splines # De Estriás	Ø da Bucha (mm) Pinon I.D. Pinón - Ø Interna	Nº Dentes Coroa # Barrel Gear Teeth # Dientes de la Corona	Ø da Capa (mm) Drive O.D. Ø Externa	Família Family Familia	Horário/Anti Horário Clockwise/Counter Clockwise Horario/Antihorario			
1473	1.01.1473.0	1474	1.01.1474.0	1475	1.01.1475.0	1477	1.01.1477.0				
	T - G - L 80.5 SPL 10 CT 40 D - FAM 120 CW/CCW Horário		T 9 G 25.8 L 58.5 SPL 10 ID 12 D 46.5 FAM 094 CW/CCW Horário		T 9 G 25.8 L 56 SPL 9 ID 12.1 D 46.5 FAM 099 CW/CCW Horário		T 9 G 29.64 L 62 SPL 10 ID 12 D 54.3 FAM 013 CW/CCW Horário	APLICAÇÃO Application / Aplicación Pg. 404	APLICAÇÃO Application / Aplicación Pg. 404	APLICAÇÃO Application / Aplicación Pg. 404	APLICAÇÃO Application / Aplicación Pg. 405
1478	1.01.1478.0	1480	1.01.1480.0	1482	1.01.1482.0	1483	1.01.1483.0				
	T 8 G 27.2 L 47 SPL 10 ID 11 D 46.5 FAM 094 CW/CCW Horário		T 9 G 25.7 L 80.5 SPL 16 ID 11 D 54.5 FAM 079 CW/CCW Horário		T 9 G 29.6 L 47 SPL 6 ID 12 D 46.5 FAM 034 CW/CCW Horário		T 9 G 34.8 L 62 SPL 16 ID 12 D 54.5 FAM 094 CW/CCW Horário	APLICAÇÃO Application / Aplicación Pg. 405	APLICAÇÃO Application / Aplicación Pg. 405	APLICAÇÃO Application / Aplicación Pg. 405	APLICAÇÃO Application / Aplicación Pg. 405
1484	1.01.1484.0	1485	1.01.1485.0	1486	1.01.1486.0	1487	1.01.1487.0				
	T 9 G 25.8 L 60 SPL 6 ID 11.5 D 46.5 FAM 047 CW/CCW Horário		T 10 G 27.94 L 70 SPL 16 ID 12 D 50.5 FAM 079 CW/CCW Horário		T 9 G 29.64 L 59 SPL 10 ID 12 D 46.5 FAM 084 CW/CCW Horário		T 13 G 39.5 L 59 SPL 10 ID 12 D 54.5 FAM 100 CW/CCW Horário	APLICAÇÃO Application / Aplicación Pg. 405	APLICAÇÃO Application / Aplicación Pg. 406	APLICAÇÃO Application / Aplicación Pg. 406	APLICAÇÃO Application / Aplicación Pg. 406
1496	1.01.1496.0	1502	1.01.1502.0	1504	1.01.1504.0	1509	1.01.1509.0				
	T 9 G 25.8 L 84.5 SPL 12 ID 12.06 D 46.5 FAM 047 CW/CCW Anti-horário		T 11 G 41 L 95.5 SPL 12 ID 14.26 D 60 FAM 040 CW/CCW Horário		T 9 G 25.8 L 52 SPL 12 ID 12.1 D 46.5 FAM 047 CW/CCW Horário		T 8 G 28.2 L 52 SPL 12 ID 12.1 D 43.5 FAM 047 CW/CCW Horário	APLICAÇÃO Application / Aplicación Pg. 406	APLICAÇÃO Application / Aplicación Pg. 406	APLICAÇÃO Application / Aplicación Pg. 406	APLICAÇÃO Application / Aplicación Pg. 406

T	G	L	SPL	ID	CT	D	FAM	CW/CCW
Nº de Dentes # Of Pinon Teeth # De Los Dientes Del Pinón	∅ Externo (mm) Pinon O.D. Piñon - ∅ Externa	Comprimento Total (mm) Length Largo	Nº de Estrias # Of Splines # De Estriás	∅ da Bucha (mm) Pinon I.D. Pinón - ∅ Interna	Nº Dentes Coroa # Barrel Gear Teeth # Dientes de la Corona	∅ da Capa (mm) Drive O.D. ∅ Externa	Família Family Familia	Horário/Anti Horário Clockwise/Counter Clockwise Horario/Antihorario

1516  APLICAÇÃO Application / Aplicación Pg. 407	1.01.1516.0		1518  APLICAÇÃO Application / Aplicación Pg. 407	1.01.1518.0		1521  APLICAÇÃO Application / Aplicación Pg. 407	1.01.1521.0		1523  APLICAÇÃO Application / Aplicación Pg. 407	1.01.1523.0	
	T	10		T	9		T	11		T	12
	G	32.1		G	25.8		G	41.5		G	46.3
	L	90.5		L	62.5		L	102		L	78.5
	SPL	12		SPL	12		SPL	19		SPL	6
	ID	14.26		ID	12		ID	15.9		ID	15
	D	60		D	60		D	58.4		D	60
	FAM	039		FAM	033		FAM	051		FAM	046
CW/CCW	Horário	CW/CCW	Horário	CW/CCW	Horário	CW/CCW	Horário				
1526  APLICAÇÃO Application / Aplicación Pg. 407	1.01.1526.0		1532  APLICAÇÃO Application / Aplicación Pg. 407	1.01.1532.0		1533  APLICAÇÃO Application / Aplicación Pg. 407	1.01.1533.0		1534  APLICAÇÃO Application / Aplicación Pg. 407	1.01.1534.0	
	T	11		T	8		T	9		T	9
	G	34.5		G	28		G	24.5		G	25.8
	L	92		L	61.5		L	41.15		L	75
	SPL	12		SPL	10		SPL	10		SPL	10
	ID	14.2		ID	12.51		ID	11		ID	10
	D	60		D	46.5		D	46		D	46
	FAM	033		FAM	117		FAM	089		FAM	109
CW/CCW	Anti-horário	CW/CCW	Anti-horário	CW/CCW	Horário	CW/CCW	Anti-horário				
1538  APLICAÇÃO Application / Aplicación Pg. 408	1.01.1538.0		1539  APLICAÇÃO Application / Aplicación Pg. 408	1.01.1539.0		1545  APLICAÇÃO Application / Aplicación Pg. 408	1.01.1545.0		1547  APLICAÇÃO Application / Aplicación Pg. 408	1.01.1547.0	
	T	10		T	12		T	8		T	11
	G	33		G	37.6		G	27.2		G	35.4
	L	64		L	46.5		L	48		L	47
	SPL	8		SPL	12		SPL	10		SPL	10
	ID	12		ID	12		ID	11		ID	12
	D	46.5		D	45.3		D	47.4		D	47.4
	FAM	110		FAM	115		FAM	074		FAM	094
CW/CCW	Horário	CW/CCW	Anti-horário	CW/CCW	Horário	CW/CCW	Horário				
1548  APLICAÇÃO Application / Aplicación Pg. 408	1.01.1548.0		1550  APLICAÇÃO Application / Aplicación Pg. 408	1.01.1550.0		1552  APLICAÇÃO Application / Aplicación Pg. 409	1.01.1552.0		1553  APLICAÇÃO Application / Aplicación Pg. 409	1.01.1553.0	
	T	9		T	9		T	9		T	11
	G	29.3		G	35.5		G	25.8		G	30
	L	95.7		L	62		L	47		L	47
	SPL	-		SPL	10		SPL	12		SPL	12
	CT	61		ID	12		ID	12		ID	12
	D	-		D	54.5		D	46.5		D	46.5
	FAM	125		FAM	094		FAM	115		FAM	115
CW/CCW	Horário	CW/CCW	Horário	CW/CCW	Horário	CW/CCW	Horário				


T	G	L	SPL	ID	CT	D	FAM	CW/CCW
Nº de Dentes # Of Pinon Teeth # De Los Dientes Del Pinón	Ø Externo (mm) Pinon O.D. Piñon - Ø Externa	Comprimento Total (mm) Length Largo	Nº de Estriás # Of Splines # De Estriás	Ø da Bucha (mm) Pinon I.D. Pinón - Ø Interna	Nº Dentes Coroa # Barrel Gear Teeth # Dientes de la Corona	Ø da Capa (mm) Drive O.D. Ø Externa	Família Family Familia	Horário/Anti Horário Clockwise/Counter Clockwise Horario/Antihorario

1555	1.01.1555.0	1556	1.01.1556.0	1557	1.01.1557.0	1561	1.01.1561.0
	T 13 G 40.8 L 110.5 SPL - CT 40 D - FAM 124 CW/CCW Anti-horário		T 11 G 34.8 L 38.5 SPL 10 ID 12.51 D 46.5 FAM 117 CW/CCW Horário		T 13 G 33.3 L 38.5 SPL 10 ID 12.51 D 46.5 FAM 117 CW/CCW Horário		T 9 G 25.4 L 47.5 SPL 10 ID 12 D 46.5 FAM 047 CW/CCW Horário
APLICAÇÃO Application / Aplicación Pg. 409		APLICAÇÃO Application / Aplicación Pg. 409		APLICAÇÃO Application / Aplicación Pg. 409		APLICAÇÃO Application / Aplicación Pg. 409	
1562	1.01.1562.0	1563	1.01.1563.0	1566	1.01.1566.0	1567	1.01.1567.0
	T 9 G 34.8 L 58.5 SPL 10 ID 12 D 52.7 FAM 094 CW/CCW Horário		T 20 G 14.7 L 91 SPL 5 ID - D 54.5 FAM 128 CW/CCW Horário		T 10 G 28.2 L 110 SPL - CT 40 D - FAM 124 CW/CCW Horário		T 12 G 37.6 L 51 SPL 8 ID 13.01 D 46.5 FAM 112 CW/CCW Horário
APLICAÇÃO Application / Aplicación Pg. 410		APLICAÇÃO Application / Aplicación Pg. 410		APLICAÇÃO Application / Aplicación Pg. 410		APLICAÇÃO Application / Aplicación Pg. 410	
1570	1.01.1570.0	1573	1.01.1573.0	1574	1.01.1574.0	1575	1.01.1575.0
	T 9 G 25.8 L 44.5 SPL 12 ID 12 D 46.5 FAM 115 CW/CCW Horário		T 12 G 43.7 L 118 SPL 19 ID 15.9 D 58.4 FAM 051 CW/CCW Horário		T 11 G 41 L 85 SPL 12 ID 14.26 D 60 FAM 029 CW/CCW Horário		T 10 G 33.02 L 44.5 SPL 12 ID 12 D 46.5 FAM 115 CW/CCW Horário
APLICAÇÃO Application / Aplicación Pg. 410		APLICAÇÃO Application / Aplicación Pg. 410		APLICAÇÃO Application / Aplicación Pg. 410		APLICAÇÃO Application / Aplicación Pg. 410	
1576	1.01.1576.0	1577	1.01.1577.0	1585	1.01.1585.0	1588	1.01.1588.0
	T 10 G 27.92 L 48 SPL 16 ID 11 D 47.4 FAM 074 CW/CCW Horário		T 19 G 14.65 L 116.8 SPL 10 ID - D 64.8 FAM 134 CW/CCW Horário		T 11 G 34.4 L 46.6 SPL 6 ID 12.06 D 45.3 FAM 115 CW/CCW Horário		T 9 G 25.8 L 65 SPL 12 ID 11.5 D 45.5 FAM 026 CW/CCW Anti-horário
APLICAÇÃO Application / Aplicación Pg. 410		APLICAÇÃO Application / Aplicación Pg. 411		APLICAÇÃO Application / Aplicación Pg. 411		APLICAÇÃO Application / Aplicación Pg. 411	

T	G	L	SPL	ID	CT	D	FAM	CW/CCW
Nº de Dentes # Of Pinon Teeth # De Los Dientes Del Pinón	Ø Externo (mm) Pinon O.D. Piñon - Ø Externa	Comprimento Total (mm) Length Largo	Nº de Estrias # Of Splines # De Estriás	Ø da Bucha (mm) Pinon I.D. Pinón - Ø Interna	Nº Dentes Coroa # Barrel Gear Teeth # Dientes de la Corona	Ø da Capa (mm) Drive O.D. Ø Externa	Família Family Familia	Horário/Anti Horário Clockwise/Counter Clockwise Horario/Antihorario

1592	1.01.1592.0	1594	1.01.1594.0	1595	1.01.1595.0	1596	1.01.1596.0
	T 9 G 29.64 L 73.8 SPL 8 ID 10.69 D 46.5 FAM 111 CW/CCW Horário		T 11 G 42 L 91 SPL 10 ID 14.26 D 60 FAM 015 CW/CCW Horário		T 10 G 40 L 80 SPL 6 ID 15 D 60 FAM 046 CW/CCW Horário		T 9 G 34.8 L 80 SPL 10 ID 14.01 D 60 FAM 046 CW/CCW Horário
APLICAÇÃO Application / Aplicación Pg. 411		APLICAÇÃO Application / Aplicación Pg. 412		APLICAÇÃO Application / Aplicación Pg. 412		APLICAÇÃO Application / Aplicación Pg. 412	
1597	1.01.1597.0	1600	1.01.1600.0	1601	1.01.1601.0	1602	1.01.1602.0
	T 10 G 26.82 L 47.95 SPL 16 ID 11 D 47.4 FAM 074 CW/CCW Horário		T 10 G 40 L 82 SPL 10 ID 14.26 D 60 FAM 027 CW/CCW Horário		T 11 G 34.8 L 102 SPL - CT 40 D - FAM 124 CW/CCW Horário		T 10 G 40 L 60.5 SPL 10 ID 14.06 D 60 FAM 046 CW/CCW Horário
APLICAÇÃO Application / Aplicación Pg. 412		APLICAÇÃO Application / Aplicación Pg. 412		APLICAÇÃO Application / Aplicación Pg. 413		APLICAÇÃO Application / Aplicación Pg. 413	
1603	1.01.1603.0	1604	1.01.1604.0	1605	1.01.1605.0	1607	1.01.1607.0
	T 12 G 46.3 L 76 SPL 6 ID 15 D 60 FAM 046 CW/CCW Horário		T 10 G 32 L 77 SPL 6 ID 15 D 60 FAM 046 CW/CCW Horário		T 8 G 28.2 L 45.5 SPL 6 ID 12.06 D 43.5 FAM 034 CW/CCW Anti-horário		T 10 G 32.18 L 54.5 SPL 9 ID 12 D 54.5 FAM 085 CW/CCW Horário
APLICAÇÃO Application / Aplicación Pg. 413		APLICAÇÃO Application / Aplicación Pg. 413		APLICAÇÃO Application / Aplicación Pg. 413		APLICAÇÃO Application / Aplicación Pg. 413	
1608	1.01.1608.0	1612	1.01.1612.0	1613	1.01.1613.0	1614	1.01.1614.0
	T 9 G 36 L 92 SPL - CT 41 D - FAM 122 CW/CCW Horário		T 11 G 34.4 L 44.5 SPL 12 ID 12 D 46.5 FAM 115 CW/CCW Horário		T 11 G 34.4 L 55 SPL 9 ID 12 D 46.6 FAM 117 CW/CCW Horário		T 10 G 27.5 L 47 SPL 6 ID 12 D 46.5 FAM 132 CW/CCW Horário
APLICAÇÃO Application / Aplicación Pg. 414		APLICAÇÃO Application / Aplicación Pg. 414		APLICAÇÃO Application / Aplicación Pg. 414		APLICAÇÃO Application / Aplicación Pg. 414	

T	G	L	SPL	ID	CT	D	FAM	CW/CCW
Nº de Dentes # Of Pinon Teeth # De Los Dientes Del Pinón	ø Externo (mm) Pinon O.D. Piñon - ø Externa	Comprimento Total (mm) Length Largo	Nº de Estriás # Of Splines # De Estriás	ø da Bucha (mm) Pinon I.D. Pinón - ø Interna	Nº Dentes Coroa # Barrel Gear Teeth # Dientes de la Corona	ø da Capa (mm) Drive O.D. ø Externa	Família Family Familia	Horário/Anti Horário Clockwise/Counter Clockwise Horario/Antihorario

1615  APLICAÇÃO Application / Aplicación Pg. 414	1.01.1615.0	1616  APLICAÇÃO Application / Aplicación Pg. 414	1.01.1616.0	1617  APLICAÇÃO Application / Aplicación Pg. 415	1.01.1617.0	1618  APLICAÇÃO Application / Aplicación Pg. 415	1.01.1618.0				
	T		10		T		10	T	11	T	10
	G		39.5		G		39.5	G	34.4	G	32.18
	L		68		L		77	L	55.5	L	45.5
	SPL		10		SPL		10	SPL	9	SPL	10
	ID		12.06		ID		14.3	ID	12.06	ID	12.06
	D		60		D		60	D	46.6	D	48.7
	FAM		035		FAM		015	FAM	117	FAM	047
CW/CCW	Horário	CW/CCW	Horário	CW/CCW	Horário	CW/CCW	Horário				
1619  APLICAÇÃO Application / Aplicación Pg. 415	1.01.1619.0	1620  APLICAÇÃO Application / Aplicación Pg. 415	1.01.1620.0	1621  APLICAÇÃO Application / Aplicación Pg. 415	1.01.1621.0	1622  APLICAÇÃO Application / Aplicación Pg. 416	1.01.1622.0				
	T		9		T		8	T	13	T	10
	G		25.8		G		28.2	G	46	G	40
	L		48		L		64	L	55	L	74
	SPL		16		SPL		6	SPL	9	SPL	10
	ID		11		ID		12.06	ID	12.06	ID	14.1
	D		46.5		D		43.5	D	46.6	D	60
	FAM		074		FAM		034	FAM	117	FAM	046
CW/CCW	Horário	CW/CCW	Anti-horário	CW/CCW	Anti-horário	CW/CCW	Horário				
1623  APLICAÇÃO Application / Aplicación Pg. 416	1.01.1623.0	1624  APLICAÇÃO Application / Aplicación Pg. 416	1.01.1624.0	1629  APLICAÇÃO Application / Aplicación Pg. 416	1.01.1629.0	1630  APLICAÇÃO Application / Aplicación Pg. 416	1.01.1630.0				
	T		10		T		9	T	10	T	9
	G		32.1		G		34.8	G	27.5	G	29
	L		77.5		L		76	L	57.5	L	64
	SPL		10		SPL		10	SPL	16	SPL	10
	ID		14.01		ID		14.26	ID	12	ID	12
	D		60		D		60	D	52.5	D	54.5
	FAM		046		FAM		094	FAM	094	FAM	130
CW/CCW	Horário	CW/CCW	Horário	CW/CCW	Horário	CW/CCW	Horário				
1631  APLICAÇÃO Application / Aplicación Pg. 416	1.01.1631.0	1632  APLICAÇÃO Application / Aplicación Pg. 417	1.01.1632.0	1633  APLICAÇÃO Application / Aplicación Pg. 417	1.01.1633.0	1635  APLICAÇÃO Application / Aplicación Pg. 417	1.01.1635.0				
	T		10		T		10	T	11	T	9
	G		33		G		27.94	G	41	G	37.18
	L		60		L		80.5	L	74	L	60.9
	SPL		10		SPL		16	SPL	10	SPL	10
	ID		12		ID		14.24	ID	14.26	ID	12.06
	D		53.5		D		46.5	D	60	D	60
	FAM		094		FAM		062	FAM	082	FAM	046
CW/CCW	Horário	CW/CCW	Anti-horário	CW/CCW	Horário	CW/CCW	Horário				

T	G	L	SPL	ID	CT	D	FAM	CW/CCW
Nº de Dentes # Of Pinon Teeth # De Los Dientes Del Pinón	ø Externo (mm) Pinon O.D. Piñon - ø Externa	Comprimento Total (mm) Length Largo	Nº de Estriás # Of Splines # De Estriás	ø da Bucha (mm) Pinon I.D. Pinón - ø Interna	Nº Dentes Coroa # Barrel Gear Teeth # Dientes de la Corona	ø da Capa (mm) Drive O.D. ø Externa	Família Family Familia	Horário/Anti Horário Clockwise/Counter Clockwise Horario/Antihorario

1636	1.01.1636.0	1637	1.01.1637.0	1638	1.01.1638.0	1641	1.01.1641.0
	T 9 G 34.8 L 55 SPL 9 ID 12.06 D 46.5 FAM 117 CW/CCW Horário		T 10 G 40 L 80 SPL 10 ID 14.01 D 60.4 FAM 046 CW/CCW Horário		T 9 G 34.8 L 69.5 SPL 10 ID 12 D 52.7 FAM 094 CW/CCW Horário		T 9 G 25.8 L 48 SPL 10 ID 11 D 45.7 FAM 074 CW/CCW Horário
APLICAÇÃO Application / Aplicación Pg. 417		APLICAÇÃO Application / Aplicación Pg. 417		APLICAÇÃO Application / Aplicación Pg. 417		APLICAÇÃO Application / Aplicación Pg. 418	
1642	1.01.1642.0	1643	1.01.1643.0	1646	1.01.1646.0	1647	1.01.1647.0
	T 12 G 38.8 L 56 SPL 10 ID 12.06 D 53.5 FAM 094 CW/CCW Horário		T 9 G 29.64 L 58 SPL 16 ID 12 D 54.5 FAM 094 CW/CCW Horário		T 12 G 37.8 L 47 SPL 12 ID 12 D 46.5 FAM 115 CW/CCW Horário		T 10 G 32.1 L 117.4 SPL 6 ID 12.06 D 59 FAM 141 CW/CCW Horário
APLICAÇÃO Application / Aplicación Pg. 418		APLICAÇÃO Application / Aplicación Pg. 418		APLICAÇÃO Application / Aplicación Pg. 418		APLICAÇÃO Application / Aplicación Pg. 418	
1648	1.01.1648.0	1650	1.01.1650.0	1651	1.01.1651.0	1655	1.01.1655.0
	T 12 G 46.3 L 80.5 SPL 6 ID 15 D 60 FAM 046 CW/CCW Horário		T 9 G 36.3 L 55 SPL 10 ID 12 D 54.5 FAM 094 CW/CCW Horário		T 9 G 34.8 L 80.5 SPL 6 ID 15 D 60 FAM 094 CW/CCW Horário		T 10 G 27.94 L 105.5 SPL 16 ID 12 D 54.5 FAM 079 CW/CCW Anti-horário
APLICAÇÃO Application / Aplicación Pg. 418		APLICAÇÃO Application / Aplicación Pg. 419		APLICAÇÃO Application / Aplicación Pg. 419		APLICAÇÃO Application / Aplicación Pg. 419	
1656	1.01.1656.0	1658	1.01.1658.0	1661	1.01.1661.0	1666	1.01.1666.0
	T 9 G 36.3 L 37.5 SPL 6 ID 13.1 D 39.5 FAM 042 CW/CCW Anti-horário		T 19 G 20.8 L 128 SPL 7 ID - D 72.2 FAM 076 CW/CCW Horário		T 26 G 19.02 L 133.5 SPL 6 ID - D 67.9 FAM 128 CW/CCW Horário		T 9 G 25.8 L 48.9 SPL 11 ID 10 D 46.6 FAM 075 CW/CCW Horário
APLICAÇÃO Application / Aplicación Pg. 419		APLICAÇÃO Application / Aplicación Pg. 419		APLICAÇÃO Application / Aplicación Pg. 420		APLICAÇÃO Application / Aplicación Pg. 420	

T	G	L	SPL	ID	CT	D	FAM	CW/CCW
Nº de Dentes # Of Pinon Teeth # De Los Dientes Del Pinón	Ø Externo (mm) Pinon O.D. Piñon - Ø Externa	Comprimento Total (mm) Length Largo	Nº de Estrias # Of Splines # De Estriás	Ø da Bucha (mm) Pinon I.D. Pinón - Ø Interna	Nº Dentes Coroa # Barrel Gear Teeth # Dientes de la Corona	Ø da Capa (mm) Drive O.D. Ø Externa	Família Family Familia	Horário/Anti Horário Clockwise/Counter Clockwise Horario/Antihorario

1667	1.01.1667.0	1668	1.01.1668.0	1669	1.01.1669.0	1670	1.01.1670.0
	T 19 G 14.65 L 126 SPL 10 ID - D 64.8 FAM 134		T 9 G 22 L 36.8 SPL 6 ID 9.7 D 40.7 FAM 042		T 8 G 27 L 36.8 SPL 6 ID 12.2 D 40.7 FAM 042		T 9 G 29.3 L 37.5 SPL 6 ID 12.2 D 39.5 FAM 042
APLICAÇÃO Application / Aplicación Pg. 420	CW/CCW Anti-horário	APLICAÇÃO Application / Aplicación Pg. 420	CW/CCW Anti-horário	APLICAÇÃO Application / Aplicación Pg. 420	CW/CCW Anti-horário	APLICAÇÃO Application / Aplicación Pg. 420	CW/CCW Anti-horário
1671	1.01.1671.0	1672	1.01.1672.0	1673	1.01.1673.0	1674	1.01.1674.0
	T 10 G 32.1 L 38 SPL 6 ID 12.2 D 43.1 FAM 060		T 9 G 36.3 L 38 SPL 6 ID 12.2 D 43.1 FAM 060		T 10 G 32.1 L 37.5 SPL 6 ID 13.05 D 39.5 FAM 042		T 8 G 23.5 L 48.9 SPL 11 ID 10 D 46.6 FAM 075
APLICAÇÃO Application / Aplicación Pg. 420	CW/CCW Anti-horário	APLICAÇÃO Application / Aplicación Pg. 421	CW/CCW Anti-horário	APLICAÇÃO Application / Aplicación Pg. 421	CW/CCW Anti-horário	APLICAÇÃO Application / Aplicación Pg. 421	CW/CCW Horário
1675	1.01.1675.0	1676	1.01.1676.0	1677	1.01.1677.0	1678	1.01.1678.0
	T 10 G 32.95 L 58.5 SPL 10 ID 12.03 D 52.8 FAM 094		T 12 G 37.26 L 92.7 SPL - CT 44 D - FAM 122		T 18 G 12.15 L 89.1 SPL 6 ID - D 45.3 FAM 116		T 10 G 40 L 81.8 SPL 10 ID 14.26 D 60.4 FAM 091
APLICAÇÃO Application / Aplicación Pg. 421	CW/CCW Horário	APLICAÇÃO Application / Aplicación Pg. 421	CW/CCW Horário	APLICAÇÃO Application / Aplicación Pg. 421	CW/CCW Anti-horário	APLICAÇÃO Application / Aplicación Pg. 421	CW/CCW Horário
1679	1.01.1679.0	1680	1.01.1680.0	1681	1.01.1681.0	1682	1.01.1682.0
	T 21 G 16.5 L 131.3 SPL 7 ID - D 60 FAM 128		T 10 G 27.94 L 75 SPL 8 ID 10.69 D 46.5 FAM 111		T 12 G 32.28 L 51.9 SPL 8 ID 12 D 46.3 FAM 110		T 9 G 36.8 L 100.4 SPL 10 ID 14.26 D 60.5 FAM 024
APLICAÇÃO Application / Aplicación Pg. 422	CW/CCW Horário	APLICAÇÃO Application / Aplicación Pg. 422	CW/CCW Horário	APLICAÇÃO Application / Aplicación Pg. 422	CW/CCW Horário	APLICAÇÃO Application / Aplicación Pg. 423	CW/CCW Horário

T	G	L	SPL	ID	CT	D	FAM	CW/CCW
Nº de Dentes # Of Pinon Teeth # De Los Dientes Del Pinón	Ø Externo (mm) Pinon O.D. Piñon - Ø Externa	Comprimento Total (mm) Length Largo	Nº de Estrias # Of Splines # De Estriás	Ø da Bucha (mm) Pinon I.D. Pinón - Ø Interna	Nº Dentes Coroa # Barrel Gear Teeth # Dientes de la Corona	Ø da Capa (mm) Drive O.D. Ø Externa	Familia Family Familia	Horário/Anti Horário Clockwise/Counter Clockwise Horario/Antihorario

1684	1.01.1684.0	1685	1.01.1685.0	1686	1.01.1686.0	1687	1.01.1687.0
	T 10 G 32.6 L 80 SPL 10 ID 14.01 D 60.5 FAM 046 CW/CCW Horário		T 10 G 27.94 L 91 SPL 16 ID 11 D 45.8 FAM 062 CW/CCW Anti-horário		T 9 G 24.5 L 41.15 SPL 4 ID 10.12 D 46.3 FAM 089 CW/CCW Horário		T 30 G 21.3 L 93 SPL 8 ID 10.74 D 46.5 FAM 114 CW/CCW Horário
APLICAÇÃO Application / Aplicación Pg. 423		APLICAÇÃO Application / Aplicación Pg. 423		APLICAÇÃO Application / Aplicación Pg. 423		APLICAÇÃO Application / Aplicación Pg. -	
1690	1.01.1690.0	1691	1.01.1691.0	1692	1.01.1692.0	1693	1.01.1693.0
	T 10 G 40 L 59.4 SPL 10 ID 12 D 52.9 FAM 094 CW/CCW Horário		T 10 G 32 L 69.5 SPL 10 ID 12 D 52.5 FAM 094 CW/CCW Horário		T 10 G 32 L 55.2 SPL 9 ID 12 D 54.5 FAM 085 CW/CCW Horário		T 10 G 40.4 L 72.7 SPL 10 ID 12.06 D 60.4 FAM 130 CW/CCW Horário
APLICAÇÃO Application / Aplicación Pg. 423		APLICAÇÃO Application / Aplicación Pg. 424		APLICAÇÃO Application / Aplicación Pg. 424		APLICAÇÃO Application / Aplicación Pg. 424	
1695	1.01.1695.0	1696	1.01.1696.0	1697	1.01.1697.0	1698	1.01.1698.0
	T 8 G 28.2 L 50.7 SPL 8 ID 12.06 D 45.2 FAM 110 CW/CCW Horário		T 12 G 31.8 L 51.5 SPL 10 ID 12 D 47.4 FAM 094 CW/CCW Horário		T 10 G 32 L 71 SPL 10 ID 12 D 52.7 FAM 094 CW/CCW Horário		T 11 G 41 L 81.8 SPL 10 ID 14.26 D 60.4 FAM 091 CW/CCW Horário
APLICAÇÃO Application / Aplicación Pg. 424		APLICAÇÃO Application / Aplicación Pg. 424		APLICAÇÃO Application / Aplicación Pg. 424		APLICAÇÃO Application / Aplicación Pg. 425	
1699	1.01.1699.0	1700	1.01.1700.0	1701	1.01.1701.0	1702	1.01.1702.0
	T 9 G 34.8 L 75.9 SPL 14 ID 14.26 D 60.4 FAM 091 CW/CCW Horário		T 10 G 39.3 L 75.6 SPL 14 ID 14.26 D 60.4 FAM 091 CW/CCW Horário		T 10 G 40 L 85.6 SPL 14 ID 14.26 D 60.4 FAM 091 CW/CCW Horário		T 13 G 40 L 76.3 SPL 8 ID 12 D 46.5 FAM 114 CW/CCW Anti-horário
APLICAÇÃO Application / Aplicación Pg. 425		APLICAÇÃO Application / Aplicación Pg. 425		APLICAÇÃO Application / Aplicación Pg. 426		APLICAÇÃO Application / Aplicación Pg. 426	

T	G	L	SPL	ID	CT	D	FAM	CW/CCW
Nº de Dentes # Of Pinon Teeth # De Los Dientes Del Pinón	Ø Externo (mm) Pinon O.D. Piñon - Ø Externa	Comprimento Total (mm) Length Largo	Nº de Estrias # Of Splines # De Estriás	Ø da Bucha (mm) Pinon I.D. Pinón - Ø Interna	Nº Dentes Coroa # Barrel Gear Teeth # Dientes de la Corona	Ø da Capa (mm) Drive O.D. Ø Externa	Família Family Familia	Horário/Anti Horário Clockwise/Counter Clockwise Horario/Antihorario
1704	1.01.1704.0							
	T	8						
	G	28						
	L	55.8						
	SPL	4						
	ID	12						
	D	46.7						
	FAM	034						
APLICAÇÃO Application / Aplicación Pg. 426	CW/CCW	Horário						
1705	1.01.1705.0							
	T	10						
	G	27.5						
	L	69.3						
	SPL	9						
	ID	12						
	D	54.6						
	FAM	085						
APLICAÇÃO Application / Aplicación Pg. 426	CW/CCW	Horário						
1706	1.01.1706.0							
	T	8						
	G	28.2						
	L	43						
	SPL	8						
	ID	12						
	D	46.5						
	FAM	110						
APLICAÇÃO Application / Aplicación Pg. 426	CW/CCW	Horário						
1707	1.01.1707.0							
	T	10						
	G	39.5						
	L	89.6						
	SPL	12						
	ID	14.26						
	D	60.4						
	FAM	039						
APLICAÇÃO Application / Aplicación Pg. 426	CW/CCW	Horário						
1708	1.01.1708.0							
	T	8						
	G	26.8						
	L	49						
	SPL	10						
	ID	12						
	D	46.4						
	FAM	094						
APLICAÇÃO Application / Aplicación Pg. 427	CW/CCW	Horário						
1709	1.01.1709.0							
	T	10						
	G	32						
	L	75.9						
	SPL	14						
	ID	14.26						
	D	60.4						
	FAM	091						
APLICAÇÃO Application / Aplicación Pg. 427	CW/CCW	Horário						
1711	1.01.1711.0							
	T	9						
	G	33.8						
	L	87.2						
	SPL	6						
	ID	14.01						
	D	60.5						
	FAM	017						
APLICAÇÃO Application / Aplicación Pg. 427	CW/CCW	Horário						
1712	1.01.1712.0							
	T	9						
	G	25.8						
	L	82.3						
	SPL	11						
	ID	11						
	D	46.6						
	FAM	138						
APLICAÇÃO Application / Aplicación Pg. 427	CW/CCW	Anti-horário						
1713	1.01.1713.0							
	T	13						
	G	46						
	L	54.9						
	SPL	9						
	ID	12.06						
	D	46.6						
	FAM	117						
APLICAÇÃO Application / Aplicación Pg. 427	CW/CCW	Horário						
1714	1.01.1714.0							
	T	11						
	G	36						
	L	46.7						
	SPL	12						
	ID	12						
	D	45.4						
	FAM	115						
APLICAÇÃO Application / Aplicación Pg. 427	CW/CCW	Horário						
1715	1.01.1715.0							
	T	9						
	G	25.8						
	L	52						
	SPL	12						
	ID	12.06						
	D	43.5						
	FAM	047						
APLICAÇÃO Application / Aplicación Pg. 427	CW/CCW	Horário						
1716	1.01.1716.0							
	T	10						
	G	39.67						
	L	51.5						
	SPL	8						
	ID	12						
	D	46.5						
	FAM	112						
APLICAÇÃO Application / Aplicación Pg. 428	CW/CCW	Horário						
1717	1.01.1717.0							
	T	10						
	G	27.5						
	L	51.5						
	SPL	8						
	ID	12						
	D	46.5						
	FAM	112						
APLICAÇÃO Application / Aplicación Pg. 428	CW/CCW	Horário						
1718	1.01.1718.0							
	T	11						
	G	35.4						
	L	50.5						
	SPL	10						
	ID	12.06						
	D	48.9						
	FAM	047						
APLICAÇÃO Application / Aplicación Pg. 428	CW/CCW	Horário						
1719	1.01.1719.0							
	T	10						
	G	40						
	L	74.9						
	SPL	6						
	ID	15						
	D	59.5						
	FAM	046						
APLICAÇÃO Application / Aplicación Pg. 428	CW/CCW	Horário						
1720	1.01.1720.0							
	T	9						
	G	29.64						
	L	47.9						
	SPL	10						
	ID	11						
	D	45.8						
	FAM	075						
APLICAÇÃO Application / Aplicación Pg. 428	CW/CCW	Horário						

T	G	L	SPL	ID	CT	D	FAM	CW/CCW
Nº de Dentes # Of Pinon Teeth # De Los Dientes Del Pinón	ø Externo (mm) Pinon O.D. Piñon - ø Externa	Comprimento Total (mm) Length Largo	Nº de Estrias # Of Splines # De Estriás	ø da Bucha (mm) Pinon I.D. Pinón - ø Interna	Nº Dentes Coroa # Barrel Gear Teeth # Dientes de la Corona	ø da Capa (mm) Drive O.D. ø Externa	Família Family Familia	Horário/Anti Horário Clockwise/Counter Clockwise Horario/Antihorario

1722  APLICAÇÃO Application / Aplicación Pg. 428	1.01.1722.0		1723  APLICAÇÃO Application / Aplicación Pg. 429	1.01.1723.0		1725  APLICAÇÃO Application / Aplicación Pg. 429	1.01.1725.0		1726  APLICAÇÃO Application / Aplicación Pg. 429	1.01.1726.0	
	T	18		T	18		T	8		T	11
	G	12.7		G	12.7		G	28		G	41
	L	102		L	102		L	61.5		L	80.4
	SPL	-		SPL	-		SPL	10		SPL	6
	CT	40		CT	40		ID	12		ID	15
	D	-		D	-		D	46.5		D	59.5
	FAM	124		FAM	124		FAM	047		FAM	046
	CW/CCW	Horário		CW/CCW	Anti-horário		CW/CCW	Anti-horário		CW/CCW	Horário
1727  APLICAÇÃO Application / Aplicación Pg. 429	1.01.1727.0		1729  APLICAÇÃO Application / Aplicación Pg. 429	1.01.1729.0		1731  APLICAÇÃO Application / Aplicación Pg. 430	1.01.1731.0		1733  APLICAÇÃO Application / Aplicación Pg. 430	1.01.1733.0	
	T	10		T	11		T	9		T	11
	G	31.8		G	39.67		G	36.5		G	39.67
	L	56		L	80		L	89		L	74
	SPL	8		SPL	10		SPL	12		SPL	10
	ID	12.06		ID	14.01		ID	17.03		ID	14.01
	D	46.5		D	60.5		D	60.5		D	60.5
	FAM	047		FAM	046		FAM	039		FAM	046
	CW/CCW	Horário		CW/CCW	Horário		CW/CCW	Horário		CW/CCW	Horário
1734  APLICAÇÃO Application / Aplicación Pg. 430	1.01.1734.0		1735  APLICAÇÃO Application / Aplicación Pg. 430	1.01.1735.0		1736  APLICAÇÃO Application / Aplicación Pg. 430	1.01.1736.0		1740  APLICAÇÃO Application / Aplicación Pg. 430	1.01.1740.0	
	T	9		T	8		T	9		T	12
	G	29.6		G	23.92		G	34.8		G	31.8
	L	64.2		L	41.2		L	59.4		L	47.95
	SPL	5		SPL	4		SPL	10		SPL	10
	ID	11		ID	10.12		ID	12.03		ID	11
	D	43.7		D	46.8		D	53		D	48.7
	FAM	034		FAM	089		FAM	094		FAM	074
	CW/CCW	Horário		CW/CCW	Horário		CW/CCW	Horário		CW/CCW	Horário
1741  APLICAÇÃO Application / Aplicación Pg. 430	1.01.1741.0		1743  APLICAÇÃO Application / Aplicación Pg. 431	1.01.1743.0		1744  APLICAÇÃO Application / Aplicación Pg. 431	1.01.1744.0		1745  APLICAÇÃO Application / Aplicación Pg. 431	1.01.1745.0	
	T	10		T	10		T	11		T	9
	G	27.94		G	39		G	39.67		G	25.8
	L	80.4		L	82.9		L	62		L	40.5
	SPL	11		SPL	10		SPL	5		SPL	8
	ID	11		ID	14.26		ID	12.51		ID	12
	D	46.6		D	59.5		D	46.6		D	46.5
	FAM	138		FAM	094		FAM	047		FAM	117
	CW/CCW	Anti-horário		CW/CCW	Horário		CW/CCW	Horário		CW/CCW	Horário

T	G	L	SPL	ID	CT	D	FAM	CW/CCW
Nº de Dentes # Of Pinon Teeth # De Los Dientes Del Pinón	ø Externo (mm) Pinon O.D. Piñon - ø Externa	Comprimento Total (mm) Length Largo	Nº de Estriás # Of Splines # De Estriás	ø da Bucha (mm) Pinon I.D. Pinón - ø Interna	Nº Dentes Coroa # Barrel Gear Teeth # Dientes de la Corona	ø da Capa (mm) Drive O.D. ø Externa	Família Family Familia	Horário/Anti Horário Clockwise/Counter Clockwise Horario/Antihorario

1751	1.01.1751.0	1752	1.01.1752.0	1753	1.01.1753.0	1754	1.01.1754.0
	T 9 G 34.8 L 82.2 SPL 6 ID 14.15 D 60.4 FAM 091 CW/CCW Horário		T 9 G 25.82 L 45.5 SPL 10 ID 12 D 48.9 FAM 047 CW/CCW Horário		T 11 G 39.67 L 55.4 SPL 3 ID 12.65 D 46.5 FAM 016 CW/CCW Horário		T 10 G 31.8 L 115.5 SPL 14 ID 12 D 59.5 FAM 091 CW/CCW Horário
APLICAÇÃO Application / Aplicación Pg. 431		APLICAÇÃO Application / Aplicación Pg. 431		APLICAÇÃO Application / Aplicación Pg. 432		APLICAÇÃO Application / Aplicación Pg. 432	
1755	1.01.1755.0	1756	1.01.1756.0	1757	1.01.1757.0	1758	1.01.1758.0
	T 9 G 25.82 L 41.15 SPL 4 ID 10.1 D 46.3 FAM 089 CW/CCW Horário		T 10 G 28.15 L 45.5 SPL 10 ID 12 D 48.9 FAM 047 CW/CCW Horário		T 11 G 30 L 48 SPL 10 ID 11 D 47.4 FAM 074 CW/CCW Horário		T 11 G 29.38 L 45 SPL 8 ID 12 D 48.9 FAM 047 CW/CCW Horário
APLICAÇÃO Application / Aplicación Pg. 432		APLICAÇÃO Application / Aplicación Pg. 432		APLICAÇÃO Application / Aplicación Pg. 432		APLICAÇÃO Application / Aplicación Pg. 432	
1759	1.01.1759.0	1761	1.01.1761.0	1762	1.01.1762.0	1763	1.01.1763.0
	T 9 G 29.6 L 75 SPL 5 ID 11 D 41.5 FAM 050 CW/CCW Horário		T 10 G 27.94 L 51 SPL 8 ID 12 D 46.5 FAM 110 CW/CCW Horário		T 10 G 27.94 L 44 SPL 10 ID 12.5 D 46.5 FAM 117 CW/CCW Horário		T 9 G 25.82 L 41.15 SPL 5 ID 11.02 D 46.3 FAM 089 CW/CCW Horário
APLICAÇÃO Application / Aplicación Pg. 433		APLICAÇÃO Application / Aplicación Pg. 433		APLICAÇÃO Application / Aplicación Pg. 433		APLICAÇÃO Application / Aplicación Pg. 433	
1764	1.01.1764.0	1765	1.01.1765.0	1766	1.01.1766.0	1767	1.01.1767.0
	T 11 G 34.5 L 50.7 SPL 8 ID 12 D 45.3 FAM 110 CW/CCW Horário		T 9 G 29.87 L 45.8 SPL 10 ID 12 D 48.9 FAM 047 CW/CCW Horário		T - G - L 52 SPL - CT 40 D - FAM 124 CW/CCW Horário		T - G - L 66 SPL - CT 40 D - FAM 124 CW/CCW Horário
APLICAÇÃO Application / Aplicación Pg. 433		APLICAÇÃO Application / Aplicación Pg. 434		APLICAÇÃO Application / Aplicación Pg. 434		APLICAÇÃO Application / Aplicación Pg. 434	

T	G	L	SPL	ID	CT	D	FAM	CW/CCW
Nº de Dentes # Of Pinon Teeth # De Los Dientes Del Pinón	Ø Externo (mm) Pinon O.D. Piñon - Ø Externa	Comprimento Total (mm) Length Largo	Nº de Estrias # Of Splines # De Estriás	Ø da Bucha (mm) Pinon I.D. Pinón - Ø Interna	Nº Dentes Coroa # Barrel Gear Teeth # Dientes de la Corona	Ø da Capa (mm) Drive O.D. Ø Externa	Família Family Familia	Horário/Anti Horário Clockwise/Counter Clockwise Horario/Antihorario

1768	1.01.1768.0	1769	1.01.1769.0	1770	1.01.1770.0	1771	1.01.1771.0
	T 12 G 37.8 L 87.15 SPL 4 ID 10 D 48.9 FAM 109 CW/CCW Horário		T 23 G 17.5 L 106.8 SPL 6 ID 14.02 D 60 FAM 109 CW/CCW Horário		T 11 G 34.8 L 40.1 SPL 8 ID 12 D 46.5 FAM 110 CW/CCW Horário		T 8 G 28.2 L 51 SPL 8 ID 12 D 46.5 FAM 110 CW/CCW Horário
APLICAÇÃO Application / Aplicación Pg. 434		APLICAÇÃO Application / Aplicación Pg. 434		APLICAÇÃO Application / Aplicación Pg. 434		APLICAÇÃO Application / Aplicación Pg. 434	
1772	1.01.1772.0	1774	1.01.1774.0	1775	1.01.1775.0	1776	1.01.1776.0
	T 10 G 39.67 L 76 SPL 10 ID 14.29 D 59.5 FAM 094 CW/CCW Horário		T 13 G 34 L 51.7 SPL 8 ID 12 D 46.5 FAM 112 CW/CCW Horário		T 8 G 28.2 L 43.6 SPL 8 ID 12 D 46.5 FAM 117 CW/CCW Horário		T 9 G 28 L 45.15 SPL 8 ID 12 D 48.9 FAM 047 CW/CCW Horário
APLICAÇÃO Application / Aplicación Pg. 435		APLICAÇÃO Application / Aplicación Pg. 435		APLICAÇÃO Application / Aplicación Pg. 435		APLICAÇÃO Application / Aplicación Pg. 435	
1777	1.01.1777.0	1778	1.01.1778.0	1779	1.01.1779.0	1780	1.01.1780.0
	T 10 G 27.94 L 55.8 SPL 8 ID 12 D 45.5 FAM 047 CW/CCW Horário		T 8 G 28.2 L 55.8 SPL 8 ID 12 D 45.5 FAM 047 CW/CCW Horário		T 10 G 27.94 L 38.6 SPL 10 ID 12.51 D 46.5 FAM 117 CW/CCW Horário		T 10 G 39.15 L 95.3 SPL - CT 41 D - FAM 122 CW/CCW Horário
APLICAÇÃO Application / Aplicación Pg. 435		APLICAÇÃO Application / Aplicación Pg. 435		APLICAÇÃO Application / Aplicación Pg. 436		APLICAÇÃO Application / Aplicación Pg. 436	
1781	1.01.1781.0	1784	1.01.1784.0	1785	1.01.1785.0	1786	1.01.1786.0
	T 10 G 27.94 L 48.2 SPL 8 ID 12 D 46.5 FAM 117 CW/CCW Horário		T 10 G 37.8 L 89 SPL 6 ID 15.01 D 60 FAM 020 CW/CCW Horário		T 12 G 46.4 L 89 SPL 6 ID 15.01 D 60 FAM 020 CW/CCW Horário		T 9 G 34.8 L 76 SPL 10 ID 14.26 D 60 FAM 094 CW/CCW Horário
APLICAÇÃO Application / Aplicación Pg. 436		APLICAÇÃO Application / Aplicación Pg. 436		APLICAÇÃO Application / Aplicación Pg. 436		APLICAÇÃO Application / Aplicación Pg. 436	

T	G	L	SPL	ID	CT	D	FAM	CW/CCW
Nº de Dentes # Of Pinon Teeth # De Los Dientes Del Pinón	Ø Externo (mm) Pinon O.D. Piñon - Ø Externa	Comprimento Total (mm) Length Largo	Nº de Estrias # Of Splines # De Estriás	Ø da Bucha (mm) Pinon I.D. Pinón - Ø Interna	Nº Dentes Coroa # Barrel Gear Teeth # Dientes de la Corona	Ø da Capa (mm) Drive O.D. Ø Externa	Família Family Familia	Horário/Anti Horário Clockwise/Counter Clockwise Horario/Antihorario

1787	1.01.1787.0	1788	1.01.1788.0	1790	1.01.1790.0	1791	1.01.1791.0
	T 9 G 29.6 L 43.3 SPL 8 ID 12 D 46.5 FAM 117 CW/CCW Horário		T 11 G 35 L 43.3 SPL 8 ID 12 D 46.5 FAM 117 CW/CCW Horário		T 9 G 36.3 L 49.5 SPL 10 ID 12.1 D 50.5 FAM 094 CW/CCW Horário		T 10 G 28.15 L 44.2 SPL 4 ID 10.12 D 46.4 FAM 089 CW/CCW Horário
APLICAÇÃO Application / Aplicación Pg. 436		APLICAÇÃO Application / Aplicación Pg. 437		APLICAÇÃO Application / Aplicación Pg. 437		APLICAÇÃO Application / Aplicación Pg. 437	
1794	1.01.1794.0	1796	1.01.1796.0	1797	1.01.1797.0	1799	1.01.1799.0
	T 11 G 34.8 L 48.3 SPL 6 ID 12 D 46.1 FAM 047 CW/CCW Horário		T 9 G 34.1 L 38.6 SPL 10 ID 12.51 D 46.5 FAM 117 CW/CCW Horário		T 8 G 28.2 L 60 SPL 12 ID 12.06 D 43.5 FAM 047 CW/CCW Anti-horário		T 10 G 32 L 45 SPL 8 ID 12 D 46.6 FAM 110 CW/CCW Horário
APLICAÇÃO Application / Aplicación Pg. 437		APLICAÇÃO Application / Aplicación Pg. 437		APLICAÇÃO Application / Aplicación Pg. 437		APLICAÇÃO Application / Aplicación Pg. 438	
1800	1.01.1800.0	1801	1.01.1801.0	1803	1.01.1803.0	1805	1.01.1805.0
	T 8 G 28.2 L 48.5 SPL 6 ID 12 D 46.5 FAM 047 CW/CCW Horário		T 8 G 23.46 L 43.8 SPL 12 ID 10.69 D 45.3 FAM 034 CW/CCW Horário		T 13 G 34.65 L 97.85 SPL 16 ID - D 45.8 FAM 151 CW/CCW Anti-horário		T 21 G 16.5 L 131.3 SPL 6 ID - D 60 FAM 128 CW/CCW Horário
APLICAÇÃO Application / Aplicación Pg. 438		APLICAÇÃO Application / Aplicación Pg. 438		APLICAÇÃO Application / Aplicación Pg. 438		APLICAÇÃO Application / Aplicación Pg. 439	
1806	1.01.1806.0	1807	1.01.1807.0	1808	1.01.1808.0	1809	1.01.1809.0
	T 19 G 20.8 L 130 SPL 7 ID - D 72.2 FAM 076 CW/CCW Horário		T 12 G 39 L 63 SPL 8 ID 13.01 D 46.5 FAM 112 CW/CCW Horário		T 26 G 19.02 L 140.2 SPL 6 ID - D 71.9 FAM 128 CW/CCW Horário		T 23 G 17.5 L 144.2 SPL 6 ID 13.01 D 69.5 FAM 142 CW/CCW Horário
APLICAÇÃO Application / Aplicación Pg. 439		APLICAÇÃO Application / Aplicación Pg. 439		APLICAÇÃO Application / Aplicación Pg. 439		APLICAÇÃO Application / Aplicación Pg. 440	

T	G	L	SPL	ID	CT	D	FAM	CW/CCW
Nº de Dentes # Of Pinon Teeth # De Los Dientes Del Pinón	Ø Externo (mm) Pinon O.D. Piñon - Ø Externa	Comprimento Total (mm) Length Largo	Nº de Estrias # Of Splines # De Estriás	Ø da Bucha (mm) Pinon I.D. Pinón - Ø Interna	Nº Dentes Coroa # Barrel Gear Teeth # Dientes de la Corona	Ø da Capa (mm) Drive O.D. Ø Externa	Família Family Familia	Horário/Anti Horário Clockwise/Counter Clockwise Horario/Antihorario
1810	1.01.1810.0							
	T 28							
	G 20.1							
	L 148							
	SPL 6							
	ID 13.01							
	D 71.9							
	FAM 142							
APLICAÇÃO Application / Aplicación Pg. 440	CW/CCW Horário							
1811	1.01.1811.0							
	T 23							
	G 17.5							
	L 144.2							
	SPL 6							
	ID 13.01							
	D 71.9							
	FAM 142							
APLICAÇÃO Application / Aplicación Pg. 441	CW/CCW Horário							
1812	1.01.1812.0							
	T 11							
	G 29.38							
	L 45							
	SPL 10							
	ID 12							
	D 48.9							
	FAM 047							
APLICAÇÃO Application / Aplicación Pg. 441	CW/CCW Horário							
1813	1.01.1813.0							
	T 9							
	G 29.64							
	L 43.5							
	SPL 10							
	ID 11.02							
	D 45.9							
	FAM 143							
APLICAÇÃO Application / Aplicación Pg. 441	CW/CCW Horário							
1814	10118140							
	T 10							
	G 27.94							
	L 80.5							
	SPL 16							
	ID 11							
	D 50.5							
	FAM 079							
APLICAÇÃO Application / Aplicación Pg. 441	CW/CCW Anti-horário							
1815	1.01.1815.0							
	T 9							
	G 36.3							
	L 53.7							
	SPL 10							
	ID 12							
	D 52.7							
	FAM 094							
APLICAÇÃO Application / Aplicación Pg. 442	CW/CCW Horário							
1816	1.01.1816.0							
	T 9							
	G 34.1							
	L 43.5							
	SPL 10							
	ID 11.08							
	D 45.9							
	FAM 143							
APLICAÇÃO Application / Aplicación Pg. 442	CW/CCW Horário							
1818	1.01.1818.0							
	T 9							
	G 35.5							
	L 76.4							
	SPL 12							
	ID 14.01							
	D 59.2							
	FAM 020							
APLICAÇÃO Application / Aplicación Pg. 442	CW/CCW Horário							
1819	1.01.1819.0							
	T 10							
	G 32							
	L 98.2							
	SPL 11							
	ID 14.01							
	D 59.2							
	FAM 020							
APLICAÇÃO Application / Aplicación Pg. 442	CW/CCW Horário							
1820	1.01.01820.0							
	T 10							
	G 26.82							
	L 57.8							
	SPL 12							
	ID 12							
	D 45.3							
	FAM 115							
APLICAÇÃO Application / Aplicación Pg. 442	CW/CCW Horário							
1822	1.01.1822.0							
	T 11							
	G 29.3							
	L 51							
	SPL 10							
	ID 12							
	D 46.5							
	FAM 086							
APLICAÇÃO Application / Aplicación Pg. 442	CW/CCW Horário							
1823	1.01.1823.0							
	T 10							
	G 27.94							
	L 90.8							
	SPL 16							
	ID 11							
	D 50.5							
	FAM 079							
APLICAÇÃO Application / Aplicación Pg. 442	CW/CCW Anti-horário							
1824	1.01.1824.0							
	T 13							
	G 34.65							
	L 87.3							
	SPL 4							
	ID 10							
	D 48.9							
	FAM 109							
APLICAÇÃO Application / Aplicación Pg. 443	CW/CCW Anti-horário							
1825	1.01.1825.0							
	T 8							
	G 27.6							
	L 41.15							
	SPL 4							
	ID 10.12							
	D 46.3							
	FAM 089							
APLICAÇÃO Application / Aplicación Pg. 443	CW/CCW Horário							
1826	1.01.1826.0							
	T 13							
	G 34.4							
	L 98							
	SPL 16							
	ID 14.25							
	D 50.7							
	FAM 159							
APLICAÇÃO Application / Aplicación Pg. 443	CW/CCW Anti-horário							
1827	1.01.1827.0							
	T 11							
	G 40							
	L 146.3							
	SPL -							
	CT 35							
	D -							
	FAM 144							
APLICAÇÃO Application / Aplicación Pg. 443	CW/CCW Horário							

T	G	L	SPL	ID	CT	D	FAM	CW/CCW
Nº de Dentes # Of Pinon Teeth # De Los Dientes Del Pinón	Ø Externo (mm) Pinon O.D. Piñon - Ø Externa	Comprimento Total (mm) Length Largo	Nº de Estriás # Of Splines # De Estriás	Ø da Bucha (mm) Pinon I.D. Pinón - Ø Interna	Nº Dentes Coroa # Barrel Gear Teeth # Dientes de la Corona	Ø da Capa (mm) Drive O.D. Ø Externa	Família Family Familia	Horário/Anti Horário Clockwise/Counter Clockwise Horario/Antihorario

1828	1.01.1828.0	1829	1.01.1829.0	1830	1.01.1830.0	1831	1.01.1831.0
	T - G - L 91.9 SPL - CT 35 D - FAM 144 CW/CCW Horário		T 13 G 39.5 L 146.3 SPL - CT 35 D - FAM 144 CW/CCW Horário		T 12 G 44.9 L 146.3 SPL - CT 35 D - FAM 144 CW/CCW Horário		T 10 G 40 L 146.3 SPL - CT 35 D - FAM 144 CW/CCW Horário
1837	1.01.1837.0	1838	1.01.1838.0	1839	1.01.1839.0	1840	1.01.1840.0
	T 10 G 40 L 164.6 SPL 6 ID 12.06 D 59.5 FAM 141 CW/CCW Horário		T 10 G 32.18 L 45.5 SPL 8 ID 12.06 D 48.7 FAM 047 CW/CCW Horário		T 8 G 28.2 L 51.5 SPL 10 ID 12 D 46.5 FAM 047 CW/CCW Horário		T 9 G 36.3 L 60.9 SPL 12 ID 12.1 D 46.6 FAM 047 CW/CCW Horário
1841	1.01.1841.0	1845	1.01.1845.0	1846	1.01.1846.0	1847	1.01.1847.0
	T 10 G 32 L 43.5 SPL 10 ID 11.02 D 45.9 FAM 143 CW/CCW Horário		T 10 G 40 L 49.6 SPL 10 ID 12 D 53.5 FAM 094 CW/CCW Horário		T 10 G 40.8 L 110 SPL - CT 40 D - FAM 124 CW/CCW Horário		T 8 G 28.2 L 40 SPL 8 ID 12 D 46.5 FAM 117 CW/CCW Horário
1848	1.01.1848.0	1849	10118490	1853	1.01.1853.0	1854	1.01.1854.0
	T 9 G 25.8 L 55.1 SPL 10 ID 12 D 46.5 FAM 089 CW/CCW Horário		T 9 G 29.64 L 110.7 SPL 6 ID 11 D 45.3 FAM 155 CW/CCW Horário		T 20 G 14.7 L 138.2 SPL 10 ID - D 65 FAM 134 CW/CCW Horário		T 10 G 39.5 L 89.6 SPL 10 ID 14.26 D 60.4 FAM 039 CW/CCW Horário

T	G	L	SPL	ID	CT	D	FAM	CW/CCW
Nº de Dentes # Of Pinon Teeth # De Los Dientes Del Pinón	Ø Externo (mm) Pinon O.D. Piñon - Ø Externa	Comprimento Total (mm) Length Largo	Nº de Estriás # Of Splines # De Estriás	Ø da Bucha (mm) Pinon I.D. Pinón - Ø Interna	Nº Dentes Coroa # Barrel Gear Teeth # Dientes de la Corona	Ø da Capa (mm) Drive O.D. Ø Externa	Família Family Familia	Horário/Anti Horário Clockwise/Counter Clockwise Horario/Antihorario

1855	10118550	1856	1.01.1856.0	1857	1.01.1857.0	1858	1.01.1858.0
	T 10 G 39 L 49.2 SPL 10 ID 12 D 50.8 FAM 094 CW/CCW Horário		T 11 G 27.5 L 90.8 SPL 16 ID 11 D 50.1 FAM 138 CW/CCW Anti-horário		T 9 G 35.5 L 50.8 SPL 10 ID 12.06 D 46.5 FAM 047 CW/CCW Horário		T 9 G 36 L 100 SPL - CT 41 D - FAM 122 CW/CCW Horário
APLICAÇÃO Application / Aplicación Pg. 447		APLICAÇÃO Application / Aplicación Pg. 447		APLICAÇÃO Application / Aplicación Pg. 447		APLICAÇÃO Application / Aplicación Pg. 447	
1860	1.01.1860.0	1861	1.01.1861.0	1862	1.01.1862.0	1863	1.01.1863.0
	T 9 G 29.6 L 87 SPL - CT 41 D - FAM 122 CW/CCW Anti-horário		T 9 G 33 L 95.3 SPL - CT 41 D - FAM 145 CW/CCW Horário		T 9 G 36 L 95.3 SPL - CT 41 D - FAM 145 CW/CCW Horário		T 9 G 29.64 L 83 SPL - CT 40 D - FAM 124 CW/CCW Horário
APLICAÇÃO Application / Aplicación Pg. 448		APLICAÇÃO Application / Aplicación Pg. 448		APLICAÇÃO Application / Aplicación Pg. 448		APLICAÇÃO Application / Aplicación Pg. 448	
1864	1.01.1864.0	1865	1.01.1865.0	1866	1.01.1866.0	1871	1.01.1871.0
	T 9 G 29.64 L 110.5 SPL - CT 40 D - FAM 124 CW/CCW Horário		T 11 G 40.5 L 103.3 SPL - CT 41 D - FAM 145 CW/CCW Anti-horário		T 12 G 46.3 L 118 SPL 19 ID 19.08 D 58.4 FAM 051 CW/CCW Anti-horário		T 11 G 34.4 L 46.9 SPL 6 ID 12.06 D 45.5 FAM 115 CW/CCW Horário
APLICAÇÃO Application / Aplicación Pg. 448		APLICAÇÃO Application / Aplicación Pg. 448		APLICAÇÃO Application / Aplicación Pg. 449		APLICAÇÃO Application / Aplicación Pg. 449	
1872	1.01.1872.0	1873	1.01.1873.0	1874	1.01.1874.0	1875	1.01.1875.0
	T 11 G 35.4 L 46.9 SPL 8 ID 12.06 D 48.7 FAM 047 CW/CCW Horário		T 8 G 28.2 L 60.1 SPL 10 ID 12 D 44.7 FAM 047 CW/CCW Anti-horário		T 12 G 38.8 L 56.2 SPL 10 ID 12 D 50.9 FAM 094 CW/CCW Horário		T 9 G 29.6 L 85.7 SPL - ID - D 45.3 FAM 139 CW/CCW Horário
APLICAÇÃO Application / Aplicación Pg. 449		APLICAÇÃO Application / Aplicación Pg. 449		APLICAÇÃO Application / Aplicación Pg. 449		APLICAÇÃO Application / Aplicación Pg. 449	

T	G	L	SPL	ID	CT	D	FAM	CW/CCW
Nº de Dentes # Of Pinon Teeth # De Los Dientes Del Pinón	Ø Externo (mm) Pinon O.D. Piñon - Ø Externa	Comprimento Total (mm) Length Largo	Nº de Estrias # Of Splines # De Estriás	Ø da Bucha (mm) Pinon I.D. Pinón - Ø Interna	Nº Dentes Coroa # Barrel Gear Teeth # Dientes de la Corona	Ø da Capa (mm) Drive O.D. Ø Externa	Familia Family Familia	Horário/Anti Horário Clockwise/Counter Clockwise Horario/Antihorario

1876 APLICAÇÃO Application / Aplicación Pg. 450	1.01.1876.0		1877 APLICAÇÃO Application / Aplicación Pg. 450	10118770		1878 APLICAÇÃO Application / Aplicación Pg. 450	1.01.1878.0		1879 APLICAÇÃO Application / Aplicación Pg. 450	1.01.1879.0	
	T	11		T	10		T	11		T	11
	G	34.5		G	27.8		G	43.5		G	29.7
	L	42.5		L	81.2		L	83		L	85.7
	SPL	8		SPL	-		SPL	10		SPL	-
	ID	12		ID	-		ID	14.26		ID	-
	D	46.5		D	44.2		D	60		D	45.3
	FAM	110		FAM	146		FAM	094		FAM	139
CW/CCW	Horário	CW/CCW	Horário	CW/CCW	Horário	CW/CCW	Horário				
1880 APLICAÇÃO Application / Aplicación Pg. 450	1.01.1880.0		1881 APLICAÇÃO Application / Aplicación Pg. 450	1.01.1881.0		1882 APLICAÇÃO Application / Aplicación Pg. 451	1.01.1882.0		1883 APLICAÇÃO Application / Aplicación Pg. 451	1.01.1883.0	
	T	10		T	12		T	9		T	9
	G	31.8		G	37.18		G	25.8		G	36
	L	64		L	80.4		L	49		L	100
	SPL	6		SPL	6		SPL	10		SPL	-
	ID	12		ID	15		ID	12		ID	41
	D	43.5		D	60		D	53.5		D	-
	FAM	047		FAM	046		FAM	094		FAM	145
CW/CCW	Anti-horário	CW/CCW	Horário	CW/CCW	Horário	CW/CCW	Horário				
1884 APLICAÇÃO Application / Aplicación Pg. 451	1.01.1884.0		1885 APLICAÇÃO Application / Aplicación Pg. 451	1.01.1885.0		1886 APLICAÇÃO Application / Aplicación Pg. 451	1.01.1886.0		1887 APLICAÇÃO Application / Aplicación Pg. 451	1.01.1887.0	
	T	11		T	9		T	10		T	9
	G	39		G	29.5		G	27.5		G	29.64
	L	50.5		L	75		L	50.6		L	50
	SPL	10		SPL	5		SPL	6		SPL	10
	ID	12		ID	11.02		ID	12.06		ID	11.02
	D	49		D	41.5		D	46.5		D	45.9
	FAM	047		FAM	147		FAM	132		FAM	143
CW/CCW	Horário	CW/CCW	Anti-horário	CW/CCW	Horário	CW/CCW	Horário				
1888 APLICAÇÃO Application / Aplicación Pg. 451	1.01.1888.0		1890 APLICAÇÃO Application / Aplicación Pg. 452	1.01.1890.0		1891 APLICAÇÃO Application / Aplicación Pg. 452	1.01.1891.0		1893 APLICAÇÃO Application / Aplicación Pg. 452	1.01.1893.0	
	T	9		T	10		T	10		T	11
	G	35.5		G	28.36		G	28.36		G	29.35
	L	136		L	81.8		L	89		L	81
	SPL	6		SPL	10		SPL	10		SPL	4
	ID	15.1		ID	12.06		ID	12.06		ID	12
	D	64.6		D	48.7		D	48.7		D	49.8
	FAM	148		FAM	149		FAM	149		FAM	109
CW/CCW	Horário	CW/CCW	Anti-horário	CW/CCW	Anti-horário	CW/CCW	Anti-horário				

T	G	L	SPL	ID	CT	D	FAM	CW/CCW
Nº de Dentes # Of Pinon Teeth # De Los Dientes Del Pinón	Ø Externo (mm) Pinon O.D. Piñon - Ø Externa	Comprimento Total (mm) Length Largo	Nº de Estrias # Of Splines # De Estriás	Ø da Bucha (mm) Pinon I.D. Pinón - Ø Interna	Nº Dentes Coroa # Barrel Gear Teeth # Dientes de la Corona	Ø da Capa (mm) Drive O.D. Ø Externa	Família Family Familia	Horário/Anti Horário Clockwise/Counter Clockwise Horario/Antihorario

1895		T: 8 G: 24.7 L: 75 SPL: 5 ID: 11 D: 41.5 FAM: 050 CW/CCW: Anti-horário	1898		T: 9 G: 34.8 L: 64.9 SPL: 14 ID: 12 D: 54.5 FAM: 091 CW/CCW: Horário	1899		T: 10 G: 32 L: 48 SPL: 10 ID: 11 D: 46.5 FAM: 074 CW/CCW: Horário	1902		T: 11 G: 30 L: 43.5 SPL: 10 ID: 11.02 D: 45.9 FAM: 143 CW/CCW: Horário
APLICAÇÃO Application / Aplicación Pg. 452		APLICAÇÃO Application / Aplicación Pg. 452		APLICAÇÃO Application / Aplicación Pg. 453		APLICAÇÃO Application / Aplicación Pg. 453		APLICAÇÃO Application / Aplicación Pg. 453			
1903		T: 9 G: 30.8 L: 51 SPL: 8 ID: 13.01 D: 46.5 FAM: 110 CW/CCW: Horário	1904		T: 30 G: 21.3 L: 89.5 SPL: 8 ID: 11 D: 46.5 FAM: 114 CW/CCW: Anti-horário	1905		T: 11 G: 34.8 L: 133.5 SPL: - CT: 40 D: - FAM: 124 CW/CCW: Anti-horário	1906		T: 30 G: 21.3 L: 90.6 SPL: 8 ID: 11 D: 46.5 FAM: 114 CW/CCW: Horário
APLICAÇÃO Application / Aplicación Pg. 453		APLICAÇÃO Application / Aplicación Pg. 453		APLICAÇÃO Application / Aplicación Pg. 453		APLICAÇÃO Application / Aplicación Pg. 453		APLICAÇÃO Application / Aplicación Pg. 454			
1908		T: 10 G: 29.64 L: 52 SPL: 10 ID: 12 D: 46.5 FAM: 094 CW/CCW: Horário	1909		T: 10 G: 27.5 L: 42.5 SPL: 8 ID: 12 D: 46.5 FAM: 110 CW/CCW: Horário	1910		T: 11 G: 29.2 L: 81.2 SPL: 4 ID: 12 D: 48.9 FAM: 109 CW/CCW: Anti-horário	1911		T: 13 G: 34.5 L: 39.8 SPL: 8 ID: 10.03 D: 46.3 FAM: 117 CW/CCW: Horário
APLICAÇÃO Application / Aplicación Pg. 454		APLICAÇÃO Application / Aplicación Pg. 454		APLICAÇÃO Application / Aplicación Pg. 454		APLICAÇÃO Application / Aplicación Pg. 454		APLICAÇÃO Application / Aplicación Pg. 454			
1912		T: 10 G: 27.94 L: 36.3 SPL: 8 ID: 10.03 D: 43.6 FAM: 117 CW/CCW: Horário	1913		T: 11 G: 30.05 L: 36.3 SPL: 8 ID: 10.03 D: 43.6 FAM: 117 CW/CCW: Horário	1914		T: 9 G: 29.6 L: 88.1 SPL: 16 ID: 11 D: 47.8 FAM: 062 CW/CCW: Horário	1915		T: 12 G: 32.5 L: 45 SPL: 10 ID: 12 D: 47.8 FAM: 089 CW/CCW: Horário
APLICAÇÃO Application / Aplicación Pg. 454		APLICAÇÃO Application / Aplicación Pg. 455		APLICAÇÃO Application / Aplicación Pg. 455		APLICAÇÃO Application / Aplicación Pg. 455		APLICAÇÃO Application / Aplicación Pg. 455			

T	G	L	SPL	ID	CT	D	FAM	CW/CCW
Nº de Dentes # Of Pinon Teeth # De Los Dientes Del Pinón	Ø Externo (mm) Pinon O.D. Piñon - Ø Externa	Comprimento Total (mm) Length Largo	Nº de Estrias # Of Splines # De Estriás	Ø da Bucha (mm) Pinon I.D. Pinón - Ø Interna	Nº Dentes Coroa # Barrel Gear Teeth # Dientes de la Corona	Ø da Capa (mm) Drive O.D. Ø Externa	Família Family Familia	Horário/Anti Horário Clockwise/Counter Clockwise Horario/Antihorario

1916		T 10 G 31.7 L 36.6 SPL 8 ID 12 D 46.5 FAM 110 CW/CCW Horário	1918		T 11 G 43.7 L 121.5 SPL - ID - D 46.5 FAM 160 CW/CCW Horário	1919		T 11 G 41 L 96.6 SPL 16 ID 11 D 53.4 FAM 159 CW/CCW Horário	1920		T 10 G 27.94 L 103 SPL 16 ID 12 D 50.5 FAM 079 CW/CCW Anti-horário
APLICAÇÃO Application / Aplicación Pg. 455		APLICAÇÃO Application / Aplicación Pg. 455		APLICAÇÃO Application / Aplicación Pg. 455		APLICAÇÃO Application / Aplicación Pg. 455		APLICAÇÃO Application / Aplicación Pg. 455			
1921		T 20 G 14.7 L 110 SPL 5 ID - D 60.5 FAM 128 CW/CCW Horário	1922		T 17 G 41.8 L 64.1 SPL 4 ID 12 D 46.5 FAM 161 CW/CCW Horário	1923		T 10 G 27.94 L 40 SPL 8 ID 12 D 46.5 FAM 117 CW/CCW Horário	1924		T 11 G 34.4 L 65.8 SPL 10 ID 14.26 D 54.6 FAM 046 CW/CCW Horário
APLICAÇÃO Application / Aplicación Pg. 456		APLICAÇÃO Application / Aplicación Pg. 456		APLICAÇÃO Application / Aplicación Pg. 456		APLICAÇÃO Application / Aplicación Pg. 456		APLICAÇÃO Application / Aplicación Pg. 456			
1925		T 8 G 27.2 L 44.5 SPL 5 ID 11 D 46.1 FAM 047 CW/CCW Horário	1926		T 11 G 29.2 L 91 SPL 9 ID 12.06 D 54.5 FAM 085 CW/CCW Anti-horário	1927		T 9 G 29.64 L 48.2 SPL 16 ID 11 D 45.8 FAM 074 CW/CCW Horário	1928		T 10 G 32 L 96 SPL 3 ID 14.26 D 60 FAM 020 CW/CCW Horário
APLICAÇÃO Application / Aplicación Pg. 456		APLICAÇÃO Application / Aplicación Pg. 456		APLICAÇÃO Application / Aplicación Pg. 457		APLICAÇÃO Application / Aplicación Pg. 457		APLICAÇÃO Application / Aplicación Pg. 457			
1929		T 11 G 41 L 58.5 SPL 10 ID 12 D 53 FAM 094 CW/CCW Horário	1930		T 9 G 29.3 L 82 SPL 8 ID 12 D 48.9 FAM 109 CW/CCW Horário	1932		T 11 G 29.6 L 51.8 SPL 10 ID 12 D 46.5 FAM 094 CW/CCW Horário	1933		T 11 G 29.3 L 50.7 SPL 8 ID 12 D 45.3 FAM 110 CW/CCW Horário
APLICAÇÃO Application / Aplicación Pg. 457		APLICAÇÃO Application / Aplicación Pg. 457		APLICAÇÃO Application / Aplicación Pg. 457		APLICAÇÃO Application / Aplicación Pg. 457		APLICAÇÃO Application / Aplicación Pg. 457			

T	G	L	SPL	ID	CT	D	FAM	CW/CCW
Nº de Dentes # Of Pinon Teeth # De Los Dientes Del Pinón	Ø Externo (mm) Pinon O.D. Piñon - Ø Externa	Comprimento Total (mm) Length Largo	Nº de Estrias # Of Splines # De Estriás	Ø da Bucha (mm) Pinon I.D. Pinón - Ø Interna	Nº Dentes Coroa # Barrel Gear Teeth # Dientes de la Corona	Ø da Capa (mm) Drive O.D. Ø Externa	Familia Family Familia	Horário/Anti Horário Clockwise/Counter Clockwise Horario/Antihorario

1934		1935		1937		1938	
	T 13		T 15		T 10		T 13
	G 34.65		G 38.2		G 32		G 34.55
	L 96.5		L 58.5		L 81		L 58.1
	SPL 4		SPL 10		SPL 16		SPL 16
	ID 12		ID 11.02		ID 11		ID 11
	D 49.8		D 45.6		D 50.5		D 47.4
	FAM 158		FAM 162		FAM 079		FAM 074
APLICAÇÃO Application / Aplicación Pg. 458	CW/CCW Anti-horário	APLICAÇÃO Application / Aplicación Pg. 458	CW/CCW Horário	APLICAÇÃO Application / Aplicación Pg. 458	CW/CCW Horário	APLICAÇÃO Application / Aplicación Pg. 458	CW/CCW Horário
1939		1940		1941		1942	
	T 13		T 10		T 17		T 12
	G 34.55		G 32.18		G 39.3		G 31.8
	L 51.1		L 40		L 79.6		L 43.5
	SPL 16		SPL 8		SPL -		SPL 10
	ID 11		ID 12.05		CT 44		ID 11.02
	D 47.4		D 46.5		D -		D 45.9
	FAM 074		FAM 117		FAM 126		FAM 143
APLICAÇÃO Application / Aplicación Pg. 458	CW/CCW Horário	APLICAÇÃO Application / Aplicación Pg. 458	CW/CCW Horário	APLICAÇÃO Application / Aplicación Pg. 459	CW/CCW Anti-horário	APLICAÇÃO Application / Aplicación Pg. 459	CW/CCW Horário
1943		1944		1945		1946	
	T 11		T 13		T 9		T 11
	G 35.4		G 46		G 29.6		G 34.4
	L 51.5		L 53		L 51		L 46.9
	SPL 10		SPL 14		SPL 8		SPL 8
	ID 11.02		ID 12		ID 12		ID 12.06
	D 45.9		D 54.5		D 46.5		D 48.7
	FAM 143		FAM 091		FAM 110		FAM 030
APLICAÇÃO Application / Aplicación Pg. 459	CW/CCW Horário	APLICAÇÃO Application / Aplicación Pg. 459	CW/CCW Anti-horário	APLICAÇÃO Application / Aplicación Pg. 459	CW/CCW Anti-horário	APLICAÇÃO Application / Aplicación Pg. 459	CW/CCW Horário
1947		1948		1949		1950	
	T -		T 13		T 10		T 8
	G -		G 46		G 27.94		G 28
	L 53.5		L 107.5		L 42		L 42.2
	SPL 11		SPL 16		SPL 8		SPL 8
	CT 41		ID 17.03		ID 12		ID 12
	D -		D 72.2		D 46.5		D 46.5
	FAM 120		FAM 033		FAM 117		FAM 117
APLICAÇÃO Application / Aplicación Pg. 460	CW/CCW Horário	APLICAÇÃO Application / Aplicación Pg. 460	CW/CCW Horário	APLICAÇÃO Application / Aplicación Pg. 460	CW/CCW Horário	APLICAÇÃO Application / Aplicación Pg. 460	CW/CCW Horário

T	G	L	SPL	ID	CT	D	FAM	CW/CCW
Nº de Dentes # Of Pinon Teeth # De Los Dientes Del Pinón	∅ Externo (mm) Pinon O.D. Piñon - ∅ Externa	Comprimento Total (mm) Length Largo	Nº de Estriás # Of Splines # De Estriás	∅ da Bucha (mm) Pinon I.D. Pinón - ∅ Interna	Nº Dentes Coroa # Barrel Gear Teeth # Dientes de la Corona	∅ da Capa (mm) Drive O.D. ∅ Externa	Família Family Familia	Horário/Anti Horário Clockwise/Counter Clockwise Horario/Antihorario

1951



T	11
G	41
L	82
SPL	10
ID	14.26
D	60
FAM	027
CW/CCW	Horário

APLICAÇÃO
Application / Aplicación
Pg. 460

1952



T	11
G	40
L	83
SPL	10
ID	14.3
D	60
FAM	082
CW/CCW	Horário

APLICAÇÃO
Application / Aplicación
Pg. 461

1957



T	11
G	29.3
L	102
SPL	-
CT	40
D	-
FAM	124
CW/CCW	Horário

APLICAÇÃO
Application / Aplicación
Pg. 461

1958



T	11
G	34.4
L	83
SPL	-
CT	40
D	-
FAM	124
CW/CCW	Anti-horário

APLICAÇÃO
Application / Aplicación
Pg. 461

1959



T	10
G	32.6
L	46.9
SPL	6
ID	12
D	46.5
FAM	034
CW/CCW	Horário

APLICAÇÃO
Application / Aplicación
Pg. 461

1963



T	9
G	25.8
L	60.5
SPL	9
ID	12
D	46.5
FAM	087
CW/CCW	Anti-horário



APLICAÇÃO
Application / Aplicación
Pg. 461










10003










1.01.0952.1	
T	9
G	25.82
L	47
SPL	6
ID	12
D	46.5
FAM	132
CW/CCW	Horário







APLICAÇÃO
Application / Aplicación
Pg. 462

T		G		L		FAM		CW/CCW	
Nº de Dentes # Of Pinion Teeth # De Los Dientes Del Piñon		Ø Externo (mm) Pinon O.D. Piñon - Ø Externa		Comprimento Total (mm) Length Largo		Família Family Familia		Horário/Anti Horário Clockwise/Counter Clockwise Horario/Antihorario	
0032									
	T	9							
	G	29.64							
	L	72							
	SPL	-							
	FAM	061							
APLICAÇÃO Application / Aplicación Pg. 463		CW/CCW		Anti-horário					
0035									
	T	9							
	G	34.8							
	L	120							
	SPL	-							
	FAM	053							
APLICAÇÃO Application / Aplicación Pg. 463		CW/CCW		Horário					
0036									
	T	11							
	G	41							
	L	120							
	SPL	-							
	FAM	053							
APLICAÇÃO Application / Aplicación Pg. 463		CW/CCW		Horário					
0078									
	T	13							
	G	47							
	L	61.1							
	SPL	-							
	FAM	054							
APLICAÇÃO Application / Aplicación Pg. 463		CW/CCW		Horário					
0087									
	T	11							
	G	41							
	L	61.1							
	SPL	-							
	FAM	054							
APLICAÇÃO Application / Aplicación Pg. 464		CW/CCW		Horário					
0088									
	T	11							
	G	56							
	L	61.1							
	SPL	-							
	FAM	054							
APLICAÇÃO Application / Aplicación Pg. 464		CW/CCW		Horário					
0089									
	T	12							
	G	46.3							
	L	61.1							
	SPL	-							
	FAM	054							
APLICAÇÃO Application / Aplicación Pg. 464		CW/CCW		Horário					
0170									
	T	9							
	G	29.64							
	L	58							
	SPL	4							
	FAM	064							
APLICAÇÃO Application / Aplicación Pg. 465		CW/CCW		Anti-horário					
0171									
	T	9							
	G	29.64							
	L	58							
	SPL	-							
	FAM	063							
APLICAÇÃO Application / Aplicación Pg. 465		CW/CCW		Anti-horário					
0218									
	T	9							
	G	34.8							
	L	61.1							
	SPL	-							
	FAM	054							
APLICAÇÃO Application / Aplicación Pg. 465		CW/CCW		Horário					
0280									
	T	10							
	G	29.64							
	L	58							
	SPL	4							
	FAM	064							
APLICAÇÃO Application / Aplicación Pg. 465		CW/CCW		Anti-horário					
0380									
	T	10							
	G	29.64							
	L	58							
	SPL	-							
	FAM	063							
APLICAÇÃO Application / Aplicación Pg. 465		CW/CCW		Anti-horário					
1111									
	T	9							
	G	34.8							
	L	75							
	SPL	-							
	FAM	054							
APLICAÇÃO Application / Aplicación Pg. 466		CW/CCW		Horário					
1181									
	T	11							
	G	42.4							
	L	61.1							
	SPL	-							
	FAM	054							
APLICAÇÃO Application / Aplicación Pg. 466		CW/CCW		Horário					
1216									
	T	9							
	G	29.64							
	L	66							
	SPL	-							
	FAM	061							
APLICAÇÃO Application / Aplicación Pg. 466		CW/CCW		Horário					
9028									
	T	12							
	G	46.3							
	L	44.9							
	SPL	-							
	FAM	401							
APLICAÇÃO Application / Aplicación Pg. 466		CW/CCW		Horário					

T		G		L		FAM		CW/CCW	
Nº de Dentes # Of Pinion Teeth # De Los Dientes Del Piñon		Ø Externo (mm) Pinon O.D. Piñon - Ø Externa		Comprimento Total (mm) Length Largo		Família Family Familia		Horário/Anti Horário Clockwise/Counter Clockwise Horario/Antihorario	
9074									
	T	11							
	G	56.7							
	L	44.9							
	SPL	-							
	FAM	401							
APLICAÇÃO Application / Aplicación Pg. 466	CW/CCW	Horário							
9186									
	T	9							
	G	29.64							
	L	25.2							
	SPL	18							
	FAM	410							
APLICAÇÃO Application / Aplicación Pg. 466	CW/CCW	Horário							
9260									
	T	9							
	G	33							
	L	23.5							
	SPL	18							
	FAM	408							
APLICAÇÃO Application / Aplicación Pg. 467	CW/CCW	Horário							
9301									
	T	11							
	G	40							
	L	36							
	SPL	16							
	FAM	402							
APLICAÇÃO Application / Aplicación Pg. 467	CW/CCW	Horário							
9302									
	T	13							
	G	39.5							
	L	36							
	SPL	16							
	FAM	402							
APLICAÇÃO Application / Aplicación Pg. 467	CW/CCW	Horário							
9307									
	T	11							
	G	29.3							
	L	25							
	SPL	18							
	FAM	410							
APLICAÇÃO Application / Aplicación Pg. 468	CW/CCW	Horário							
9349									
	T	10							
	G	33							
	L	25.2							
	SPL	18							
	FAM	410							
APLICAÇÃO Application / Aplicación Pg. 468	CW/CCW	Horário							
9350									
	T	9							
	G	29.3							
	L	41							
	SPL	18							
	FAM	403							
APLICAÇÃO Application / Aplicación Pg. 468	CW/CCW	Horário							
9402									
	T	10							
	G	40							
	L	36							
	SPL	16							
	FAM	402							
APLICAÇÃO Application / Aplicación Pg. 468	CW/CCW	Horário							
9403									
	T	9							
	G	35.5							
	L	36							
	SPL	16							
	FAM	402							
APLICAÇÃO Application / Aplicación Pg. 468	CW/CCW	Horário							
9426									
	T	11							
	G	34.8							
	L	19							
	SPL	18							
	FAM	409							
APLICAÇÃO Application / Aplicación Pg. 468	CW/CCW	Horário							
9459									
	T	11							
	G	34.4							
	L	40							
	SPL	16							
	FAM	402							
APLICAÇÃO Application / Aplicación Pg. 469	CW/CCW	Horário							
9488									
	T	9							
	G	29.6							
	L	87							
	SPL	10							
	FAM	406							
APLICAÇÃO Application / Aplicación Pg. 469	CW/CCW	Horário							
9492									
	T	10							
	G	28.2							
	L	25							
	SPL	18							
	FAM	410							
APLICAÇÃO Application / Aplicación Pg. 469	CW/CCW	Horário							
9495									
	T	11							
	G	34.8							
	L	17.5							
	SPL	18							
	FAM	409							
APLICAÇÃO Application / Aplicación Pg. 469	CW/CCW	Horário							
9502									
	T	13							
	G	40.8							
	L	24.5							
	SPL	18							
	FAM	408							
APLICAÇÃO Application / Aplicación Pg. 469	CW/CCW	Anti-horário							





T		G		L		FAM		CW/CCW			
Nº de Dentes # Of Pinion Teeth # De Los Dientes Del Piñon		ø Externo (mm) Pinon O.D. Piñon - ø Externa		Comprimento Total (mm) Length Largo		Família Family Familia		Horário/Anti Horário Clockwise/Counter Clockwise Horario/Antihorario			
9504											
	T	9	G	29.64	L	25.2	SPL	18	FAM	410	
APLICAÇÃO Application / Aplicación Pg. 469		CW/CCW		Horário							
9506											
	T	13	G	40.8	L	23.5	SPL	18	FAM	407	
APLICAÇÃO Application / Aplicación Pg. 470		CW/CCW		Anti-horário							
9525											
	T	8	G	28	L	94	SPL	10	FAM	406	
APLICAÇÃO Application / Aplicación Pg. 470		CW/CCW		Anti-horário							
9526											
	T	9	G	33	L	87	SPL	10	FAM	406	
APLICAÇÃO Application / Aplicación Pg. 470		CW/CCW		Horário							
9527											
	T	9	G	36	L	87	SPL	10	FAM	406	
APLICAÇÃO Application / Aplicación Pg. 470		CW/CCW		Horário							
9528											
	T	8	G	28	L	87	SPL	10	FAM	406	
APLICAÇÃO Application / Aplicación Pg. 470		CW/CCW		Horário							
9542											
	T	9	G	29.64	L	25.2	SPL	18	FAM	410	
APLICAÇÃO Application / Aplicación Pg. 470		CW/CCW		Horário							
9566											
	T	9	G	25.9	L	87	SPL	10	FAM	406	
APLICAÇÃO Application / Aplicación Pg. 470		CW/CCW		Horário							
9597											
	T	12	G	37.18	L	17.7	SPL	20	FAM	407	
APLICAÇÃO Application / Aplicación Pg. 471		CW/CCW		Horário							
9632											
	T	11	G	33.8	L	23.5	SPL	18	FAM	408	
APLICAÇÃO Application / Aplicación Pg. 471		CW/CCW		Horário							
9678											
	T	10	G	37.8	L	25.2	SPL	18	FAM	410	
APLICAÇÃO Application / Aplicación Pg. 471		CW/CCW		Horário							
9702											
	T	9	G	25.9	L	87	SPL	10	FAM	406	
APLICAÇÃO Application / Aplicación Pg. 471		CW/CCW		Horário							
9705											
	T	12	G	32	L	14.9	SPL	18	FAM	404	
APLICAÇÃO Application / Aplicación Pg. 471		CW/CCW		Horário							
9781											
	T	10	G	27.94	L	14.9	SPL	18	FAM	404	
APLICAÇÃO Application / Aplicación Pg. 472		CW/CCW		Horário							
9791											
	T	13	G	51.1	L	18.2	SPL	20	FAM	407	
APLICAÇÃO Application / Aplicación Pg. 472		CW/CCW		Horário							
10048											
	T	10	G	40.8	L	23.5	SPL	18	FAM	408	
APLICAÇÃO Application / Aplicación Pg. 472		CW/CCW		Horário							

T		G		L		FAM		CW/CCW							
Nº de Dentes # Of Pinion Teeth # De Los Dientes Del Piñon		Ø Externo (mm) Pinon O.D. Piñon - Ø Externa		Comprimento Total (mm) Length Largo		Família Family Familia		Horário/Anti Horário Clockwise/Counter Clockwise Horario/Antihorario							
10049				12609				12656				12657			
	T	9			T	11			T	9			T	11	
	G	29.64			G	41.99			G	35.5			G	41	
	L	25.2			L	23.5			L	18.2			L	23	
	SPL	18			SPL	18			SPL	19			SPL	20	
	FAM	410			FAM	408			FAM	407			FAM	408	
APLICAÇÃO Application / Aplicación Pg. 472	CW/CCW	Horário		APLICAÇÃO Application / Aplicación Pg. 472	CW/CCW	Horário		APLICAÇÃO Application / Aplicación Pg. 472	CW/CCW	Horário		APLICAÇÃO Application / Aplicación Pg. 472	CW/CCW	Horário	
12658				12659				12660				12812			
	T	9			T	9			T	10			T	10	
	G	35.5			G	35.5			G	38.8			G	32.6	
	L	17.7			L	17.7			L	18.2			L	20.2	
	SPL	20			SPL	20			SPL	20			SPL	20	
	FAM	407			FAM	407			FAM	407			FAM	407	
APLICAÇÃO Application / Aplicación Pg. 473	CW/CCW	Horário		APLICAÇÃO Application / Aplicación Pg. 473	CW/CCW	Horário		APLICAÇÃO Application / Aplicación Pg. 473	CW/CCW	Horário		APLICAÇÃO Application / Aplicación Pg. 473	CW/CCW	Horário	
12839				12913				12954				12955			
	T	12			T	9			T	11			T	10	
	G	44.9			G	29.5			G	40.4			G	32	
	L	23.2			L	46.4			L	34.5			L	34.5	
	SPL	19			SPL	-			SPL	21			SPL	21	
	FAM	404			FAM	411			FAM	402			FAM	402	
APLICAÇÃO Application / Aplicación Pg. 473	CW/CCW	Horário		APLICAÇÃO Application / Aplicación Pg. 474	CW/CCW	Horário		APLICAÇÃO Application / Aplicación Pg. 474	CW/CCW	Horário		APLICAÇÃO Application / Aplicación Pg. 474	CW/CCW	Horário	
12956				12957				12961				12967			
	T	10			T	10			T	9			T	12	
	G	37.8			G	40			G	36			G	43.7	
	L	34.5			L	34.5			L	34.5			L	32.1	
	SPL	21			SPL	21			SPL	21			SPL	26	
	FAM	402			FAM	402			FAM	402			FAM	407	
APLICAÇÃO Application / Aplicación Pg. 474	CW/CCW	Horário		APLICAÇÃO Application / Aplicación Pg. 474	CW/CCW	Horário		APLICAÇÃO Application / Aplicación Pg. 474	CW/CCW	Horário		APLICAÇÃO Application / Aplicación Pg. 474	CW/CCW	Horário	

T		G		L		FAM		CW/CCW			
Nº de Dentes # Of Pinion Teeth # De Los Dientes Del Piñon		Ø Externo (mm) Pinon O.D. Piñon - Ø Externa		Comprimento Total (mm) Length Largo		Família Family Familia		Horário/Anti Horário Clockwise/Counter Clockwise Horario/Antihorario			
12972		13017		13018		13021					
	T	12		T	11		T	-		T	11
	G	47		G	33.8		G	-		G	35.4
	L	32.2		L	18.8		L	-		L	18.2
	SPL	26		SPL	18		SPL	-		SPL	19
	FAM	407		FAM	409		FAM	425		FAM	407
APLICAÇÃO Application / Aplicación Pg. 475	CW/CCW	Horário	APLICAÇÃO Application / Aplicación Pg. 475	CW/CCW	Horário	APLICAÇÃO Application / Aplicación Pg. 475	CW/CCW	-	APLICAÇÃO Application / Aplicación Pg. 475	CW/CCW	Anti-horário
13104		13105		13106		13117					
	T	11		T	12		T	12		T	11
	G	56.7		G	46.53		G	43.8		G	56.7
	L	103.9		L	103.9		L	103.9		L	27
	SPL	7		SPL	7		SPL	7		SPL	28
	FAM	417		FAM	417		FAM	407		FAM	409
APLICAÇÃO Application / Aplicación Pg. 475	CW/CCW	Horário	APLICAÇÃO Application / Aplicación Pg. 475	CW/CCW	Horário	APLICAÇÃO Application / Aplicación Pg. 475	CW/CCW	Horário	APLICAÇÃO Application / Aplicación Pg. 476	CW/CCW	Horário
13118		13119		13130		13131					
	T	12		T	12		T	12		T	11
	G	46.53		G	43.7		G	46.36		G	56.7
	L	27		L	27		L	26		L	26
	SPL	28		SPL	28		SPL	23		SPL	23
	FAM	409		FAM	409		FAM	409		FAM	407
APLICAÇÃO Application / Aplicación Pg. 476	CW/CCW	Horário	APLICAÇÃO Application / Aplicación Pg. 476	CW/CCW	Horário	APLICAÇÃO Application / Aplicación Pg. 476	CW/CCW	Horário	APLICAÇÃO Application / Aplicación Pg. 476	CW/CCW	Horário
13132		13138		13224		13268					
	T	12		T	10		T	9		T	22
	G	43.7		G	39.67		G	36		G	51.5
	L	26		L	26		L	92.2		L	44.5
	SPL	23		SPL	23		SPL	11		SPL	-
	FAM	407		FAM	407		FAM	406		FAM	420
APLICAÇÃO Application / Aplicación Pg. 477	CW/CCW	Horário	APLICAÇÃO Application / Aplicación Pg. 477	CW/CCW	Horário	APLICAÇÃO Application / Aplicación Pg. 477	CW/CCW	Horário	APLICAÇÃO Application / Aplicación Pg. 477	CW/CCW	Horário

T		G		L		FAM		CW/CCW			
Nº de Dentes # Of Pinion Teeth # De Los Dientes Del Piñon		Ø Externo (mm) Pinon O.D. Piñon - Ø Externa		Comprimento Total (mm) Length Largo		Família Family Familia		Horário/Anti Horário Clockwise/Counter Clockwise Horario/Antihorario			
13272											
	T	9	G	25.8	L	38.4	SPL	-	FAM	405	
APLICAÇÃO Application / Aplicación Pg. 477		CW/CCW		Horário							
13273											
	T	9	G	25.8	L	36.4	SPL	-	FAM	405	
APLICAÇÃO Application / Aplicación Pg. 477		CW/CCW		Horário							
13274											
	T	11	G	30	L	30.4	SPL	-	FAM	405	
APLICAÇÃO Application / Aplicación Pg. 477		CW/CCW		Horário							
13275											
	T	9	G	25.82	L	30.4	SPL	-	FAM	405	
APLICAÇÃO Application / Aplicación Pg. 477		CW/CCW		Horário							
13332											
	T	11	G	36	L	34.2	SPL	-	FAM	405	
APLICAÇÃO Application / Aplicación Pg. 478		CW/CCW		Horário							
13333											
	T	9	G	25.8	L	23	SPL	-	FAM	411	
APLICAÇÃO Application / Aplicación Pg. 478		CW/CCW		Horário							
13336											
	T	10	G	27.94	L	33.7	SPL	-	FAM	421	
APLICAÇÃO Application / Aplicación Pg. -		CW/CCW		Horário							
13462											
	T	12	G	46.36	L	23.5	SPL	23	FAM	409	
APLICAÇÃO Application / Aplicación Pg. 478		CW/CCW		Horário							

T	G	L	SPL	FAM	CW/CCW
Nº de Dentes # Of Pinon Teeth # De Los Dientes Del Pinón	∅ Externo (mm) Pinon O.D. Piñon - ∅ Externa	Comprimento Total (mm) Length Largo	Nº de Estrias # Of Splines # De Estriás	Família Family Familia	Horário/Anti Horário Clockwise/Counter Clockwise Horario/Antihorario

0121	1.01.0121.0	0122	1.01.0122.0	0201	1.01.0201.0	0204	1.01.0204.0	
 <p>APLICAÇÃO Application / Aplicación Pg. 479</p>	T	-	T	-	T	-	T	-
	G	-	G	-	G	-	G	-
	L	-	L	-	L	-	L	-
	SPL	-	SPL	-	SPL	-	SPL	-
	FAM	057	FAM	059	FAM	066	FAM	056
	CW/CCW	-	CW/CCW	-	CW/CCW	-	CW/CCW	-
 <p>APLICAÇÃO Application / Aplicación Pg. 479</p>								
 <p>APLICAÇÃO Application / Aplicación Pg. 479</p>								
 <p>APLICAÇÃO Application / Aplicación Pg. 479</p>								

A	B	D	d	SPL	CW/CCW
Comprimento Livre do Eixo Shaft Free Length Largo Libre del Eje	Comprimento Eixo até Canal Shaft Length up to the Chanel Largo del Eje Hasta Canal	∅ Eixo ∅ Shaft ∅ Eje	∅ Bucha Eixo ∅ Shaft Bushing ∅ Buje Eje	Nº Estrías Engrenagem Nr. Splines Nº Estrías	Horário/Anti Horário Clockwise/Counter Clockwise Horario/Antihorario

12675		
	A	98.7
	B	17.3
	D	13.96
	d	8.04
	SPL	10
	APLICAÇÃO Application / Aplicación Pg. 480	CW/CCW

12681		
	A	97.3
	B	19.5
	D	11.96
	d	8.04
	SPL	10
	APLICAÇÃO Application / Aplicación Pg. 480	CW/CCW

12682		
	A	98.7
	B	17.3
	D	11.96
	d	8.04
	SPL	10
	APLICAÇÃO Application / Aplicación Pg. 480	CW/CCW

12683		
	A	92.1
	B	21.3
	D	11.96
	d	8.04
	SPL	10
	APLICAÇÃO Application / Aplicación Pg. 480	CW/CCW

12684		
	A	119.7
	B	16.3
	D	13.96
	d	8.04
	SPL	10
	APLICAÇÃO Application / Aplicación Pg. 480	CW/CCW

12685		
	A	115.8
	B	21.5
	D	11.96
	d	8.04
	SPL	10
	APLICAÇÃO Application / Aplicación Pg. 481	CW/CCW

12686		
	A	119.7
	B	19
	D	11.96
	d	8.04
	SPL	10
	APLICAÇÃO Application / Aplicación Pg. 481	CW/CCW

12687		
	A	136.2
	B	19.3
	D	11.96
	d	8.04
	SPL	10
	APLICAÇÃO Application / Aplicación Pg. 481	CW/CCW

12688		
	A	126.7
	B	23.3
	D	13.96
	d	8.04
	SPL	10
	APLICAÇÃO Application / Aplicación Pg. 481	CW/CCW

12689		
	A	94.7
	B	20.9
	D	11.96
	d	8.04
	SPL	10
	APLICAÇÃO Application / Aplicación Pg. 481	CW/CCW

12690		
	A	92.1
	B	20.1
	D	11.96
	d	8.04
	SPL	10
	APLICAÇÃO Application / Aplicación Pg. 481	CW/CCW

12692		
	A	119.7
	B	18.8
	D	13.96
	d	8.04
	SPL	10
	APLICAÇÃO Application / Aplicación Pg. 482	CW/CCW

12717		
	A	80
	B	15.8
	D	11.96
	d	7.06
	SPL	12
	APLICAÇÃO Application / Aplicación Pg. 482	CW/CCW


12720		
	A	79
	B	15
	D	11.94
	d	8.04
	SPL	12
	APLICAÇÃO Application / Aplicación Pg. 482	CW/CCW

12841		
	A	80.8
	B	2.5
	D	14.2
	d	8.04
	SPL	16
	APLICAÇÃO Application / Aplicación Pg. 482	CW/CCW

12693		
	A	-
	B	-
	D	-
	d	-
	SPL	-
	APLICAÇÃO Application / Aplicación Pg. 482	CW/CCW


A	B	D	d	SPL	CW/CCW
Comprimento Livre do Eixo Shaft Free Length Largo Libre del Eje	Comprimento Eixo até Canal Shaft Length up to the Chanel Largo del Eje Hasta Canal	∅ Eixo ∅ Shaft ∅ Eje	∅ Bucha Eixo ∅ Shaft Bushing ∅ Buje Eje	Nº Estrías Engrenagem Nr. Splines Nº Estrías	Horário/Anti Horário Clockwise/Counter Clockwise Horario/Antihorario

12694




A	-
B	-
D	-
d	-
SPL	-
APLICAÇÃO Application / Aplicación Pg. 483	CW/CCW -

12695



A	-
B	-
D	-
d	-
SPL	-
APLICAÇÃO Application / Aplicación Pg. 483	CW/CCW -

12718



A	-
B	-
D	-
d	-
SPL	-
APLICAÇÃO Application / Aplicación Pg. 483	CW/CCW -

12719



A	-
B	-
D	-
d	-
SPL	-
APLICAÇÃO Application / Aplicación Pg. 483	CW/CCW -

12721




A	-
B	-
D	-
d	-
SPL	-
APLICAÇÃO Application / Aplicación Pg. 483	CW/CCW -

12722



A	-
B	-
D	-
d	-
SPL	-
APLICAÇÃO Application / Aplicación Pg. 483	CW/CCW -

12786



A	-
B	-
D	-
d	-
SPL	-
APLICAÇÃO Application / Aplicación Pg. 484	CW/CCW -

0001

IMPULSOR DE PARTIDA DO MOTOR DE ARRANQUE
STARTER DRIVE / IMPULSOR DE PARTIDA

FOTO / Photo pg. 217

APLICAÇÃO / Application / Aplicación

Ford: F100 | F350 | F600 | Galaxie ...05/1970 | Landau ...05/1970

MOTOR

Wapsa: MPF6 | MPF7 | MALF2 | MALF3 | MALW2 | MALW3 | MALW12 | MALW14

EQUIVALENTE / Equivalent

Wapsa: 224001

0005

IMPULSOR DE PARTIDA DO MOTOR DE ARRANQUE
STARTER DRIVE / IMPULSOR DE PARTIDA

FOTO / Photo pg. 217

APLICAÇÃO / Application / Aplicación

Willys: Aero Willys ...05/1970 | Itamaraty ...05/1970 | Jeep ...05/1970 | Pick Up ...05/1970 | Rural ...05/1970

EQUIVALENTE / Equivalent

Wapsa: 224001

0006

IMPULSOR DE PARTIDA DO MOTOR DE ARRANQUE
STARTER DRIVE / IMPULSOR DE PARTIDA

FOTO / Photo pg. 217

APLICAÇÃO / Application / Aplicación

Volkswagen: Fusca 1200 | Fusca 1300 | Fusca Sedan 1.2 | Karmann Ghia | Kombi 1.2

MOTOR

Bosch: 0001205005 | 0001205012 | 0001205016 | 9000082000

EQUIVALENTE / Equivalent

Bosch: 9001082421 - Lucas Indiel: 223101 - Volkswagen: 111911335B

0010

IMPULSOR DE PARTIDA DO MOTOR DE ARRANQUE
STARTER DRIVE / IMPULSOR DE PARTIDA

FOTO / Photo pg. 217

APLICAÇÃO / Application / Aplicación

General Motors/Chevrolet: Pick Up C10 1964... | Pick Up C14 1964... | Pick Up C15 1964...

EQUIVALENTE / Equivalent

Bosch: 1987BE0125 - Lester: 3639 | 3690 | 4238 - Lucas: TDB070 - Lucas Indiel: 221710 - Remy: 07363070 - Wapsa: 224034

0013

IMPULSOR DE PARTIDA DO MOTOR DE ARRANQUE
STARTER DRIVE / IMPULSOR DE PARTIDA

FOTO / Photo pg. 217

APLICAÇÃO / Application / Aplicación

General Motors/Chevrolet: C20 | Pick Up Apache - Opel: Ascona | Blitz | Kadett B, C | Manta | Rekord B, C

MOTOR

Remy: 1107208 | 1107223 | 1107270 | 1107272 | 1107279 | 1107354 | 1107389 | 1107397 | 1107398 | 1107641 | 1107652 | 1107653 | 1107655 | 1107657 | 1107661 | 1107665 | 1107668

EQUIVALENTE / Equivalent

Chrysler: DR1900 - Lester: 3630 | 3637 | 3639 | 3643 | 3690 | 4150 | 4161 | 4222 | 4238 | 4247 - Lucas Indiel: 223137 - Remy: D2003 | D2028 | 1932185 | 1932188 | 1939506 | 1974355 - Ww: 480466

0015

IMPULSOR DE PARTIDA DO MOTOR DE ARRANQUE
STARTER DRIVE / IMPULSOR DE PARTIDA

FOTO / Photo pg. 217

APLICAÇÃO / Application / Aplicación

Alfa Romeo: JK2000 | JK2150 - Audi: 1000 - BMW: 2600 | 2600L | 3200 | 3200CS | 503 - Ford: 12 M | 15 M | 17 M | Maverick 6 Cil | Transit 1.0 1250cc | Transit 1000 - Mercedes Benz: 108B | 190B - Opel: Blitz 1.9 | Kapitan P | Rekord PII - Puma: Puma GT Malzoni - Volvo: 121 1958...1964 | 122 1958...1964

MOTOR

Bosch: NN9 | 0001201009 | 0001201010 | 0001203008 | 0001203024 | 0001203025 | 0001203026 | 0001205017 | 0001304002 | 0001304012 | 0001304013 | 0001305008 | 0001352003 | 9000082001 | 9000082015

EQUIVALENTE / Equivalent

Bosch: 1006208030 | 1006208036 | 1006209010 | 1006209011 | 1006209013 | 1006209015 | 1006209016 | 1006209123 | 1006209124 | 1006209901 | 1006209903 | 9001082014 | 9001082016 | 9001082423 | 9001082429 | F000AL1876 - Lester: 16313 | 16314 | 16320 | 16345 | 16346 - Lucas Indiel: 223138 - Volkswagen: 80415

0020

IMPULSOR DE PARTIDA DO MOTOR DE ARRANQUE
STARTER DRIVE / IMPULSOR DE PARTIDA

FOTO / Photo pg. 217

APLICAÇÃO / Application / Aplicación

General Motors/Chevrolet: 400 | Buick | C20 | Opala 4 e 6 cil | Silverado gasolina - Willys: Jeep 1969...1971

MOTOR

Remy: 1107163 | 1107219 | 1107233 | 1107237 | 1107242 | 1107248 | 1107259 | 1107260 | 1107266 | 1107273 | 1107274 | 1107286 | 1107289 | 1107293 | 1107294 | 1107298 | 1107299 | 1107301 | 1107302 | 1107303 | 1107306 | 1107307 | 1107313 | 1107314 | 1107315 | 1107316 | 1107317 | 1107320 | 1107321 | 1107330 | 1107331 | 1107336 | 1107340 | 1107342 | 1107345 | 1107346 | 1107347 | 1107349 | 1107352 | 1107353 | 1107355 | 1107360 | 1107361 | 1107363 | 1107365 | 1107367 | 1107368 | 1107369 | 1107370 | 1107371 | 1107372 | 1107373 | 1107374 | 1107889

EQUIVALENTE / Equivalent

Bosch: 1987BE0000 - Chrysler: DR1902 | DR1905 - Lester: 3503 | 3504 | 3505 | 3507 | 3508 | 3510 | 3524 | 3525 | 3533 | 3535 | 3546 | 3550 | 3551 | 3552 | 3553 | 3554 | 3557 | 3560 | 3561 | 3563 | 3564 | 3565 | 3568 | 3569 | 3571 | 3627 | 3629 | 3631 | 3633 | 3635 | 3649 | 3666 | 3674 | 3686 | 3689 | 3691 | 3696 | 3733 | 3800 | 3838 | 4038 | 4208 | 4247 | 4253 | 4263 | 4347 | 4724 | 6303 | 6311 | 6375 | 3508M | 3510M - Lucas Indiel: 223102 - Remy: D2008 | D2014 | D2020 | D2049 | 1108481 | 1875687 | 1935827 | 1935829 | 1945842 | 1947727 | 1954842 | 1954867 | 1965538 | 1965723 | 1965923 | 10456422

0022

IMPULSOR DE PARTIDA DO MOTOR DE ARRANQUE
STARTER DRIVE / IMPULSOR DE PARTIDA

FOTO / Photo pg. 217

APLICAÇÃO / Application / Aplicación

Clark: Empilhadeira CFY40 Willys 6 cil ...1977 | Empilhadeira CFY50 Willys 6 cil ...1977

MOTOR

Wapsa: MPC1 | MALI1 | MALBD1 | MALBD2

EQUIVALENTE / Equivalent

Lucas Indiel: 223140 - Wapsa: 224002

0024

IMPULSOR DE PARTIDA DO MOTOR DE ARRANQUE
STARTER DRIVE / IMPULSOR DE PARTIDA

FOTO / Photo pg. 217

APLICAÇÃO / Application / Aplicación

Case: 580/E/CK (Perkins) Perkins | Pá Carregadeira W7 com motor Perkins 6 cil | Retroescavadeira 580 Perkins 4 cil | Retroescavadeira 580CK Perkins 4cil | Retroescavadeira 580E Perkins 4 cil | Retroescavadeira 580H - CBT: Trator 1000 Perkins 4 e 6 cil | Trator 1090 Perkins 4 e 6 cil | Trator 1100 Perkins 4 e 6 cil | Trator 8240 Perkins 4236 - Chrysler: Dodge D400 Perkins 4 cil - Clark: Empilhadeira 135 | Empilhadeira 155 | Empilhadeira 50 | Empilhadeira 60 | Empilhadeira C-300 | Empilhadeira C-500 | Empilhadeira HY 40 | Empilhadeira Y110 | Pá Carregadeira Michigan 75A | Pá Carregadeira Michigan 75II | Pá Carregadeira Michigan 75III | PK4236 Pick Up - Ford: 4600 | 5600 | 6600 4 cil | F11000 Perkins 6 cil | F12000 Perkins 6 cil Diesel | F13000 Perkins 6 cil Diesel | F2000 Ford 4 cil | F4000 Ford 4 cil General Motors/Chevrolet: D20 1991... | Especial/Special com motor Perkins 6 cil | Pick Up Perkins 4 cil - Massey Ferguson: MF220 | MF235 | MF250 | MF275 | MF285 | MF290 | MF290 RA Perkins 4236 | MF296 | MF3366 | MF400 | MF50X | MF55X | MF65R | MF65X | MF85X | MF95I | MF95X 11/1971...08/1977 New Holland: 4600 motor diesel 4 cil | 4610 motor diesel 4 cil | 5600 motor diesel 4 cil | 5610 motor diesel 4 cil | 6600 motor diesel 4 cil | 6610 motor diesel 4 cil | 7610 motor diesel 4 cil - Perkins: 248 Trator CBT 8240 01/1984... | 4236 A Trator MF 275, 275/4 04/1976... | A6.358 Trator Ideal 9110 08/1989... | GM, Ford, Dodge, CBT, Case Motor 4 e 6 cil | Motor Industrial 3152, 4203, 4236 | Motor Industrial 6354.4, 6358 | Trator 283, 290/4 | Trator 290, 290/4 | Trator 292, 292 turbo | Trator 9130, 9150, 9170 | Trator MF 283 | Trator MF 296/4, 296, 400 04/1976... - Volkswagen: 6.80 com motor Perkins

MOTOR

Bosch: 9000453001 | 9000453004 | 9000453005 | 9000453006 | 9000453009 | 9000453011 | 9000453014 | 9000453015 | 9000453016 | 9000453017 | 9000453019 | 9000453028 | 9000453032 | 9000453034 | 9000453038 | 9000453041 | 9000453042 | 9000453043 | 9000453046 | 9000453047 | 9000453049 | 9000453050 | 9000453051 | 9000453052 | 9000453054 | 9000453059 | 9000453061 - Wapsa: MPB1 | MPB2 | MPF8 | MPN2 | MALP2 | MPB11 | MPB17 | MPB18 | MPB23 | MPB31 | MPB33 | MPB49 | MPB50 | MPB59 | MPB60 | MPB63 | MPB70 | MPC69 | MPMF3 | MALMF2 | MALTF1 | MALTF2 | MPJ1074

EQUIVALENTE / Equivalent

Bosch: 9001453333 | 9001453334 | 9001453338 - General Motors/Chevrolet: 07328970 - Lucas: TNB460 - Lucas Indiel: 222460 - Volkswagen: 04128642 | BC4N11350A - Wapsa: 2244 | 224004 | 224038 | 224043 | 2244036

0025

IMPULSOR DE PARTIDA DO MOTOR DE ARRANQUE
STARTER DRIVE / IMPULSOR DE PARTIDA

FOTO / Photo pg. 217

APLICAÇÃO / Application / Aplicación

Ford: F100 | F1000 | F150 - Mercedes Benz: Caminhão com motor 0321H 12/1973... | Caminhão com motor 0321H2 12/1973... | Caminhão com motor 321 12/1973... | Ônibus - Toyota: Bandeirante - Volkswagen: 81

MOTOR

Wapsa: MPT2 | MALT1 | MPB19 | MPT2N | MALMWM3 | MALMWM4

EQUIVALENTE / Equivalent

Bosch: 9001453391 - Lucas: TNB463 - Lucas Indiel: 222463 - Mercedes Benz: 3431517113 - Wapsa: 224010

0028

IMPULSOR DE PARTIDA DO MOTOR DE ARRANQUE
STARTER DRIVE / IMPULSOR DE PARTIDA

FOTO / Photo pg. 217

APLICAÇÃO / Application / Aplicación

Agrale: TX1600 MWM-D 229-3 ...12/1984 - Lamborghini: 226 | 230 | 340 | 452 | 90-2 | 90-4 | LDA 78/4 - Mercedes Benz: 180DB | 190DB | L319D | L405 | L406 | O2319D - MWM: D2253 | D2254 | D2293 - Perkins: 6.354/4 Trator CBT 8260 4x4 01/1984... - Renault: 7052 - Valmet: 10 | 11 | 110ID MWM-D 225-6 ...07/1977 | 15 | 22 | 30 | 35 | 50DA | 62ID MWM-D 225-3 ...07/1985 | 65ID MWM-D 225-3 ...07/1985 | 68 ...07/1985 | 68 Cafeeiro ...07/1985 | 68 Especial MWM-D 229-3 ...07/1985 | 85ID MWM-D 229-3 ...07/1977

MOTOR

Bosch: 0001354016 | 0001354064 | 0001354076

EQUIVALENTE / Equivalent

Bosch: 2006209043 | 2006209068 | 2006209183 | 2006209212 | 2006209900 | 2006209915 - Italcacciai: SD061 - Lester: 16365 - Lucas: TNB044 - Lucas Indiel: 223103

0034

IMPULSOR DE PARTIDA DO MOTOR DE ARRANQUE
STARTER DRIVE / IMPULSOR DE PARTIDA

FOTO / Photo pg. 217

APLICAÇÃO / Application / Aplicación

Case: Pá Carregadeira W20 ...09/1976 - CBT: Oliver 1020 ...09/1976 | Oliver 1065 ...09/1976 | Oliver 1105 ...09/1976 | Oliver 950 ...09/1976 - Chrysler: Dodge D950 MWM ...07/1977 - Clark: Pá Carregadeira Michigam 55A ...09/1976 | Pá Carregadeira Michigam 65R ...09/1976 | Pá Carregadeira Michigam 75III ...09/1976
Massey Ferguson: MF85 - Mercedes Benz: 1111 (OM321) | 1113 | 1313 | 1316 | 1513 | 1516 | 2013 | 2015 | 2213 (OM352) | 2216 (OM352A) | L408DG | L508G | L608DG | LP608 | LP808 | Micro ônibus L608D (OM314) | O362 MWM D226-4 ...09/1976 | O362A Autolite | OM314 | OM321 | OM321 marítimo 1959 ED | OM324 | OM324 marítimo 1961 ED | OM326 | OM326 marítimo 1963 | OM352 | OM352A | U54 | U66 | U72 | U80 - MWM: Motor D2256 ...07/1977 - Toyota: Bandeirante MBB-OM314 ...09/1976

MOTOR

Bosch: 0001358030 | 9000082020 | 9000083001 | 9000083011 | 9000083012 | 9000083014 | 9000083018 | 9000083020 | 9000083029

EQUIVALENTE / Equivalent

Bosch: 9001083440 - Lucas: TNB461 - Lucas Indiel: 222461 - Mercedes Benz: 3431517113

0039

IMPULSOR DE PARTIDA DO MOTOR DE ARRANQUE
STARTER DRIVE / IMPULSOR DE PARTIDA

FOTO / Photo pg. 217

APLICAÇÃO / Application / Aplicación

John Deere: Trator Triunfo

MOTOR

Autolite Prestolite: MAY4147 | MJB4115 - Remy: 728K | 1107117 | 1107146 | 1107513 | 1107537 | 1108105 | 1108108 | 1108110 | 1108451 | 1108452 | 1108453 | 1108454 | 1108456

EQUIVALENTE / Equivalent

Lester: 4056 | 4577 | 4678 | 5648 - Lucas Indiel: 223409 - Remy: D2001 | 1839099 | 1874133

0041

IMPULSOR DE PARTIDA DO MOTOR DE ARRANQUE
STARTER DRIVE / IMPULSOR DE PARTIDA

FOTO / Photo pg. 217

APLICAÇÃO / Application / Aplicación

Ford: Caminhão 1954...1960 - Massey Ferguson: MF1956 - New Holland: Super Major Diesel

MOTOR

Lucas Indiel: 26132A/F | 26132H/R | 26143A/H | 26143J/Q | 26172A/L

EQUIVALENTE / Equivalent

Lester: 16603 | 16604 | 16660 - Lucas: 291484 | TLB165 | 54244389

0043

IMPULSOR DE PARTIDA DO MOTOR DE ARRANQUE
STARTER DRIVE / IMPULSOR DE PARTIDA

FOTO / Photo pg. 217

APLICAÇÃO / Application / Aplicación

Massey Ferguson: MF235 ...1986 | MF235 PER-A 3152 - Perkins: A3.152 Trator MF 235 | Motor Motor 4 e 6 cil | Trator MF 265

MOTOR

Bosch: 9000083000

EQUIVALENTE / Equivalent

Bosch: 9001083445 - Lucas: TNB445

0044

IMPULSOR DE PARTIDA DO MOTOR DE ARRANQUE
STARTER DRIVE / IMPULSOR DE PARTIDA

FOTO / Photo pg. 217

APLICAÇÃO / Application / Aplicación

Ford: Belina I | Corcel I

0044

IMPULSOR DE PARTIDA DO MOTOR DE ARRANQUE
STARTER DRIVE / IMPULSOR DE PARTIDA

FOTO / Photo pg. 217

MOTOR

Bosch: 0001203016 | 0001305016 | 0001308006 | 9000082005 | 9000082010

EQUIVALENTE / Equivalent

Bosch: 1006209012 | 1006209014 | 1006209017 | 1006209125 | 1006209902 | 9001082417 - Lester: 16326 | 16332 | 16360 - Lucas: TMB484 - Lucas Indiel: 221484
Volkswagen: 85357

0045

IMPULSOR DE PARTIDA DO MOTOR DE ARRANQUE
STARTER DRIVE / IMPULSOR DE PARTIDA

FOTO / Photo pg. 218

APLICAÇÃO / Application / Aplicación

General Motors/Chevrolet: C10 | C75 | Caravan 1976... | Opala 1976... | Pick Up C10 1976... | Pick Up C15 1976... - Puma: Puma GTB GM4100

EQUIVALENTE / Equivalent

Bosch: 1987BE0122 - General Motors/Chevrolet: 01954842 - Lucas: TDB045 - Lucas Indiel: 221711 - Wapsa: 224033

0046

IMPULSOR DE PARTIDA DO MOTOR DE ARRANQUE
STARTER DRIVE / IMPULSOR DE PARTIDA

FOTO / Photo pg. 218

APLICAÇÃO / Application / Aplicación

General Motors/Chevrolet: Opala ...06/1978

MOTOR

Bosch: 9000082006 | 9000082022

EQUIVALENTE / Equivalent

Bosch: 9001082177 | 9001082419 - General Motors/Chevrolet: 07325345 - Lucas: TMB419 - Volkswagen: 9307667

0049

IMPULSOR DE PARTIDA DO MOTOR DE ARRANQUE
STARTER DRIVE / IMPULSOR DE PARTIDA

FOTO / Photo pg. 218

APLICAÇÃO / Application / Aplicación

Chrysler: Dodge D100 | Dodge D400 | Dodge D700

EQUIVALENTE / Equivalent

Wapsa: 224014

0050

IMPULSOR DE PARTIDA DO MOTOR DE ARRANQUE
STARTER DRIVE / IMPULSOR DE PARTIDA

FOTO / Photo pg. 218

APLICAÇÃO / Application / Aplicación

Crysler: Dodge Chrysler 1962...1975 - Dodge: Coronado | GTX | Polara

MOTOR

Autolite Prestolite: MZ4205 | MZZ4658 | MHB4011R | MHB4012R | MHB4013R - Chrysler: 1889297 | 2095122 | 2095150 | 2095254 | 3656650 - Crysler: 1889297 | 2095122 | 2095150 | 2095254 | 3656650 - Remy: 1107650 | 1107651 | 1107666 | 1107748 | 1107749

EQUIVALENTE / Equivalent

Bosch: 1987BE0001 - Chrysler: CH1920 | CH1922 | CH1925 | CH1927 | 2095122 | 2095397 | 2444651 | 2444658 | 3755085 | 3874045 | 4094174 - Ford: 2900804
Lester: 3250 | 3257 | 3258 - Lucas Indiel: 221903 - Remy: C2001 | D2018 | 1939444 | 1972282

0051

IMPULSOR DE PARTIDA DO MOTOR DE ARRANQUE
STARTER DRIVE / IMPULSOR DE PARTIDA

FOTO / Photo pg. 218

APLICAÇÃO / Application / Aplicación

Case: Pá Carregadeira - Detroit: Caminhão GM com Motor 4.53 | Pá Carregadeira Case com Motor 4.53

MOTOR

Remy: 1107251 | 1107343 | 1107344 | 1107504 | 1107510 | 1107527 | 1107534 | 1107538 | 1107553 | 1107567 | 1107581 | 1107587 | 1107588 | 1107600 | 1107875 | 1108239 | 1108636 | 1108641 | 1108643 | 1108652 | 1108653 | 1108661 | 1108692 | 1109140 | 1109196 | 1113007 | 1113010 | 1113013 | 1113038 | 1113050 | 1113052 | 1113056 | 1113059 | 1113064 | 1113066 | 1113075 | 1113084 | 1113089 | 1113097 | 1113099 | 1113100 | 1113101 | 1113110 | 1113111 | 1113116 | 1113121 | 1113124 | 1113128 | 1113130 | 1113133 | 1113136 | 1113137 | 1113142 | 1113143 | 1113145 | 1113150 | 1113153 | 1113154 | 1113156 | 1113157 | 1113158

EQUIVALENTE / Equivalent

Lester: 3276 | 3279 | 3280 | 3729 | 3793 | 3804 | 3852 | 3873 | 3943 | 3953 | 3977 | 3992 | 4280 | 4387 | 4882 | 4883 | 4893 | 4999 | 6181 | 6185 | 6188 | 6198 | 6519
Lucas Indiel: 223153 - Remy: D2017 | D2107 | D4123 | 1851430 | 1875852 | 1877353 | 1877354 | 1932890 | 1934488 | 1940134 | 1940138 | 1951180 | 1952486 | 1965358 | 1967042

0052

IMPULSOR DE PARTIDA DO MOTOR DE ARRANQUE
STARTER DRIVE / IMPULSOR DE PARTIDA

FOTO / Photo pg. 218

APLICAÇÃO / Application / Aplicación

Case: Pá Carregadeira

MOTOR

Remy: 1107203 | 1107234 | 1107245 | 1107280 | 1107308 | 1107332 | 1107356 | 1107364 | 1107377 | 1107378 | 1107379 | 1107393 | 1107501 | 1107516 | 1107523 | 1107546 | 1107547 | 1107550 | 1107556 | 1107558 | 1107559 | 1107571 | 1107572 | 1107583 | 1107584 | 1107598 | 1107680 | 1107734 | 1107771 | 1107874 | 1107879 | 1108033 | 1108042 | 1108051 | 1108161 | 1108250 | 1108251 | 1108323 | 1108340 | 1108341 | 1108393 | 1108438 | 1108501 | 1108662 | 1108665 | 1108672 | 1108769 | 1109081 | 1109192 | 1109259 | 1117335 | 1117356 | 1117364 | 1117377

EQUIVALENTE / Equivalent

Lester: 3281 | 3282 | 3870 | 3883 | 3964 | 3966 | 4046 | 4098 | 4151 | 4167 | 4200 | 4201 | 4202 | 4217 | 4224 | 4239 | 4243 | 4244 | 4246 | 4249 | 4254 | 4283 | 4286 | 4326 | 4328 | 4388 | 4393 | 4408 | 4500 | 4506 | 4508 | 4509 | 4545 | 4597 | 4723 | 4996 | 6147 | 6148 | 6157 | 6180 | 6521 | 6740 - Remy: D2005 | D2009 | D2021 | 0800026 | 1852410 | 1852570 | 1852970 | 1892899 | 1929402 | 1930802 | 1935992 | 1946220 | 1952410

0053

IMPULSOR DE PARTIDA DO MOTOR DE ARRANQUE
STARTER DRIVE / IMPULSOR DE PARTIDA

FOTO / Photo pg. 218

APLICAÇÃO / Application / Aplicación

Ford: Club 8 Cil 4.3L 4261cc 260cid 1963...1964 | Club 8 Cil 4.7L 4727cc 289cid 1963...1964 | Club Wagon 8 Cil 4.3L 4261cc 260cid 1963...1964 | Club Wagon 8 Cil 4.7L 4727cc 289cid 1963...1964 | Country Sedan 6 Cil 3.9L 240cid 1963...1964 | Country Sedan 6 Cil 3.9L 3933cc 240cid 1965...1970 | Country Sedan 8 Cil 4.3L 4261cc 260cid 1963...1965 | Country Sedan 8 Cil 4.7L 4727cc 289cid 1965...1967 | Country Sedan 8 Cil 5.0L 302cid 1968...1969 | Country Sedan 8 Cil 5.0L 302cid 1971...1972 | Country Sedan 8 Cil 5.0L 4949cc 302cid 1968...1972 | Country Sedan 8 Cil 5.8L 351cid 1969...1974 | Country Sedan 8 Cil 5.8L 5752cc 351cid 1969...1974 | Country Sedan 8 Cil 5.8L 5753cc 351cid 1969...1974 | Country Squire 6 Cil 3.9L 3933cc 240cid 1965...1967 | Country Squire 8 Cil 4.3L 4261cc 260cid 1963...1964 | Country Squire 8 Cil 4.7L 4727cc 289cid 1965...1967 | Country Squire 8 Cil 5.0L 302cid 1968...1972 | Country Squire 8 Cil 5.0L 4949cc 302cid 1969...1972 | Country Squire 8 Cil 5.8L 351cid 1969...1974 | Country Squire 8 Cil 5.8L 5752cc 351cid 1969...1974 | Country Squire 8 Cil 5.8L 5753cc 351cid 1969...1974 | Custom 6 Cil 3.9L 3933cc 240cid 1965...1972 | Custom 8 Cil 4.3L 4261cc 260cid 1964...1967 | Custom 8 Cil 4.7L 4727cc 289cid 1964...1967 | Custom 8 Cil 5.0L 4949cc 302cid 1968...1972 | Custom 8 Cil 5.8L 5752cc 351cid 1969...1972 | Custom 8 Cil 5.8L 5753cc 351cid 1969...1972 | Custom 500 6 Cil 3.9L 240cid 1965...1972 | Custom 500 6 Cil 3.9L 3933cc 240cid 1968...1972 | Custom 500 8 Cil 4.3L 260cid 1964 | Custom 500 8 Cil 4.7L 289cid 1964...1967 | Custom 500 8 Cil 5.0L 302cid 1968...1972 | Custom 500 8 Cil 5.0L 4949cc 302cid 1962...1972 | Custom 500 8 Cil 5.8L 351cid 1969...1974 | Custom 500 8 Cil 5.8L 351cid Windsor Eng 1977 | Custom 500 8 Cil 5.8L 5752cc 351cid 1969...1974 | Custom 500 8 Cil 5.8L 5753cc 351cid 1969...1974 | Fairlane 6 Cil 4.1L 250cid 1969...1970 | Fairlane 6 Cil 4.1L 4097cc 250cid 1969...1970 | Fairlane 6 Cil 4.1L 4098cc 250cid 1969...1970 | Fairlane 8 Cil 3.6L 221cid 1962...1963 | Fairlane 8 Cil 3.6L 3622cc 221cid 1962...1963 | Fairlane 8 Cil 4.3L 260cid 1963...1964 | Fairlane 8 Cil 4.3L 4261cc 260cid 1962...1964 | Fairlane 8 Cil 4.7L 289cid 1963...1968 | Fairlane 8 Cil 4.7L 4727cc 289cid 1963...1968 | Fairlane 8 Cil 5.0L 302cid 1968...1970 | Fairlane 8 Cil 5.0L 4949cc 302cid 1968...1970 | Fairlane 8 Cil 5.8L 351cid 1969...1970 | Fairlane 8 Cil 5.8L 5752cc 351cid 1969...1970 | Fairlane 8 Cil 5.8L 5753cc 351cid 1969...1970 | Falcon 6 Cil 3.3L 200cid 1966...1970 | Falcon 6 Cil 3.3L 3277cc 200cid 1966...1970 | Falcon 6 Cil 3.3L 3278cc 200cid 1968...1970 | Falcon 6 Cil 4.1L 250cid 1 1970 | Falcon 6 Cil 4.1L 4097cc 250cid 1970 | Falcon 6 Cil 4.1L 4098cc 250cid 1970 | Falcon 8 Cil 4.3L 260cid 1963...1964 | Falcon 8 Cil 4.3L 4261cc 260cid 1963...1964 | Falcon 8 Cil 4.7L 289cid 1964...1968 | Falcon 8 Cil 4.7L 4727cc 289cid 1964...1968 | Falcon 8 Cil 5.0L 302cid 1968...1970 | Falcon 8 Cil 5.0L 4949cc 302cid 1968...1970 | Falcon 8 Cil 5.8L 351cid 1970 | Falcon 8 Cil 5.8L 5752cc 351cid 1970 | Falcon 8 Cil 5.8L 5753cc 351cid 1970 | Ford 300 8 Cil 4.3L 4261cc 260cid 1963 | Ford 300 8 Cil 4.7L 4727cc 289cid 1963 | Galaxie 6 Cil 3.9L 3933cc 240cid 1965...1967 | Galaxie 8 Cil 4.3L 4261cc 260cid 1964 | Galaxie 8 Cil 4.7L 4727cc 289cid 1963...1967 | Galaxie 500 6 Cil 3.9L 240cid 1965...1972 | Galaxie 500 6 Cil 3.9L 3933cc 240cid 1968...1972 | Galaxie 500 8 Cil 4.3L 260cid 1964

MOTOR

Ford: E1TF11001B | E1TZ11002A | E1TZ11002B | E1TZ11002C | E1TF11001CA

EQUIVALENTE / Equivalent

Bosch: 1987BE0002 - Chrysler: FO1905 | FO1909 - Fems: 278963 - Ford: SD302 | C1VF11350A | C1VY11350A | C2OF11350C | C3VF11350A | C3VF11350C | C4OF11350A | C4OF11350B | C4OZ11350A | C4OZ11350B | C5JF11350A | C6FY11350A | C6VY11350A | C7AF11350A | C8VF11350B | D6PZ11350B | C6VY11350A1 | C7AF11350A1 | C8VF11350B1 | D5AF11350AA | D6PF11A108B | D6PF11A108BA - Lester: 3124 | 3131 | 3132 | 3135 | 3149 | 3152 | 3153 | 3154 | 3155 | 3157 | 3160 | 3168 | 3169 | 3176 | 3181 | 3185 | 3187 | 3188 | 3189 - Remy: F2004 | 1972287

0054

IMPULSOR DE PARTIDA DO MOTOR DE ARRANQUE
STARTER DRIVE / IMPULSOR DE PARTIDA

FOTO / Photo pg. 218

APLICAÇÃO / Application / Aplicación

Chrysler: Dodge D500

MOTOR

Chrysler: 1889100 | 1889129 | 1889200 | 2095753 | 2642227

EQUIVALENTE / Equivalent

Chrysler: CH1917 | CH1924 | 1889129 | 2444661 | 2642445 | 2642506 | 2642692 - Lester: 3248 | 3249 | 3252 - Remy: C2000 | C2002 | 1889129 | 1972281 | 1972365

0056

IMPULSOR DE PARTIDA DO MOTOR DE ARRANQUE
STARTER DRIVE / IMPULSOR DE PARTIDA

FOTO / Photo pg. 218

APLICAÇÃO / Application / Aplicación

Ford: F100 Gasolina 06/1975...12/1975 | F350 Gasolina 06/1975...12/1975 | F600 Gasolina 06/1975...12/1975 | Galaxie 06/1970... | Landau e LTD 06/1970...12/1975 | Pick Up 06/1970... - Hyster: Guindaste KF 06/1970... - Willys: Itamaraty 06/1970... | Jeep 06/1970... | Rural 06/1970...

0056

IMPULSOR DE PARTIDA DO MOTOR DE ARRANQUE
STARTER DRIVE / IMPULSOR DE PARTIDA

FOTO / Photo pg. 218

MOTOR

Bosch: 9000453055 - Wapsa: MPB3 | MPB4 | MALW3N

EQUIVALENTE / Equivalent

Bosch: 9001453340 - Volkswagen: BD0A11350A - Wapsa: 224016

0059

IMPULSOR DE PARTIDA DO MOTOR DE ARRANQUE
STARTER DRIVE / IMPULSOR DE PARTIDA

FOTO / Photo pg. 218

APLICAÇÃO / Application / Aplicación

Asia Motors: Compressor Deutz - Deutz: Atlas Copco compressor | Trator Demisa DM55 | Trator Demisa DM65

MOTOR

Bosch: 9000083002 | 9000083030

EQUIVALENTE / Equivalent

Bosch: 9001083442

0060

IMPULSOR DE PARTIDA DO MOTOR DE ARRANQUE
STARTER DRIVE / IMPULSOR DE PARTIDA

FOTO / Photo pg. 218

APLICAÇÃO / Application / Aplicación

CBT: 1090 Perkins 6 cil - Fiat: 127 1.3D | 147 | Duna 60 / 70 | Fiorino | Uno - Perkins: Motor 4 e 6 cil

MOTOR

Bosch: 9000083003 | 9000083013 | 9000083019 | 9000083040

EQUIVALENTE / Equivalent

Bosch: 9001083441

0061

IMPULSOR DE PARTIDA DO MOTOR DE ARRANQUE
STARTER DRIVE / IMPULSOR DE PARTIDA

FOTO / Photo pg. 218

APLICAÇÃO / Application / Aplicación

Yanmar: Motor AE1 ...08/1970 | Motor AE2 ...08/1970

MOTOR

Bosch: 9000083004

EQUIVALENTE / Equivalent

Bosch: 9001083443

0062

IMPULSOR DE PARTIDA DO MOTOR DE ARRANQUE
STARTER DRIVE / IMPULSOR DE PARTIDA

FOTO / Photo pg. 218

APLICAÇÃO / Application / Aplicación

Agrale: 4100 ...07/1977 | 416 ...07/1977 | 420 ...07/1977 | Motor Estacionário M70 ...07/1977 | Motor Estacionário M790 ...07/1977 | Motor Estacionário M80 ...07/1977 | Motor Estacionário M85 ...07/1977 | Motor Estacionário M90 ...07/1977 | Motor Estacionário M93 ...07/1977

MOTOR

Bosch: 9000082004

EQUIVALENTE / Equivalent

Bosch: 9001082127 | 9001082418

0064

IMPULSOR DE PARTIDA DO MOTOR DE ARRANQUE
STARTER DRIVE / IMPULSOR DE PARTIDA

FOTO / Photo pg. 218

APLICAÇÃO / Application / Aplicación

Ford: Retroescavadeira | Transit

MOTOR

Facet: 26211M/T - Ford: 26211 | 26291 - Italacciai: 26211M - Lucas Indiel: 26312 | 26338 | 26339 | 26395 | S5012 | 26312A | 26211M/T | 26227A/Q | 26291A/D | 26305A/B | 26350A/B | 26312AM50 | 26211MTM50 | 26291ADM50 | 26305ABM50

EQUIVALENTE / Equivalent

Facet: 10325 - Ford: 2701E11350B | 72DB11K003AA - Italacciai: SD341 - Lester: 16608 - Lucas: TMB101 | 54240795 | 54243848 | 54246661 | 54247188 | 54258190 | 60600210 - Lucas Indiel: 223164

0065

IMPULSOR DE PARTIDA DO MOTOR DE ARRANQUE
STARTER DRIVE / IMPULSOR DE PARTIDA

FOTO / Photo pg. 218

APLICAÇÃO / Application / Aplicación

Porsche: 190 | 924 - Puma: GT VW 1600 ...04/1981 | GTS VW 1600 ...04/1981 - Volkswagen: Brasília 1.3 e 1.6 álcool e gasolina | Fusca 1.6 (mod 94) | Gol 1.3 e 1.6 álcool e gasolina | Karmann Ghia TC 1600 | Kombi 1.5, 1.6 | Pick Up 1.5, 1.6 | Saveiro 1.6 álcool e gasolina | Sedan 1.3 e 1.6 álcool e gasolina | SP1 | SP2 | TC1600 | TL1600 | Variant I | Variant II

MOTOR

Bosch: 0001211992 | 0001211993 | 0001314012 | 9000082009 | 9000082032 | 9000082034 | 9000082046 | 9000082047 | 9000082049 | 9000082073 | 9000082077

EQUIVALENTE / Equivalent

Bosch: 1006209162 | 1006209431 | 2006209162 | 9001042021 | 9001082362 - Italcacciai: SD450 - Lester: 16450 - Lucas: TMB482 - Lucas Indiel: 221482
Volkswagen: 3059113353 | 311911335A

0067

IMPULSOR DE PARTIDA DO MOTOR DE ARRANQUE
STARTER DRIVE / IMPULSOR DE PARTIDA

FOTO / Photo pg. 218

APLICAÇÃO / Application / Aplicación

Bedford: 6C4 | 6D4 | 6RT | TD - Massey Ferguson: Especial/Special - Perkins: Estacionários | Industriais | Perkins | Tratores

MOTOR

Lucas Indiel: 26236A/K | 26238A/L | 26248A/L | 26256A/E | 26259A/K | 26264A/F | 26271A/E | 26279A/E | 26281A/E | 26283A/F | 26285A/E | 26287A/E | 26288A/E | 26310A/D | 26310A/E | 26321A/B

EQUIVALENTE / Equivalent

Lester: 16660 | 17641 - Lucas: TMB105 | 54246725 | 54259688 - Lucas Indiel: 223165

0068

IMPULSOR DE PARTIDA DO MOTOR DE ARRANQUE
STARTER DRIVE / IMPULSOR DE PARTIDA

FOTO / Photo pg. 219

APLICAÇÃO / Application / Aplicación

Audi: Fox 100 1.6, 1.8, 1.9 | Fox 4000 1.6, 1.7 | Fox 50 1.3, 1.5 | Fox 80 1.3, 1.5, 1.6 - BMW: 528i | 728i - Ford: Capri 2.8 | Galaxy | Granada 2.8 | Pampa 1.6 - Opel: Ascona A | Blitz 1.9 | Manta A | Rekord D - Volkswagen: Dasher 1.5 D | Derby | Gol 1.6, 1.8, 2.0, C, CL, GL | Golf 1.1, 1.3 | Jetta 1.1, 1.3, 1.7 (USA) | Kombi | Parati 1.5 e 1.6 C, CL, GL | Passat 1.3, D1.5, 1.5, 1.6 | Pick Up 1.6 | Polo | Rabbit 1.7 | Saveiro 1.6 CL, GL | Scirocco 1.1, 1.3, 1.6, 1.7 (USA) | Voyage 1.5 e 1.6 CL, GL

MOTOR

Bosch: 0001208053 | 0001208054 | 0001208055 | 0001211209 | 0001211210 | 0001211213 | 0001211214 | 0001211216 | 0001211217 | 0001211218 | 0001211219 | 0001211220 | 0001211230 | 0001211233 | 0001211234 | 0001211235 | 0001211236 | 0001211244 | 0001211245 | 0001211247 | 0001211248 | 0001211249 | 0001311041 | 0001311046 | 0001311049 | 0001314014 | 0001314015 | 9000082030 | 9000082045

EQUIVALENTE / Equivalent

Bosch: 1006209400 | 1006209405 | 1006209412 | 1006209417 | 9001082750 - Italcacciai: SD454 - Lester: 16401 | 16530 | 16539 | 16621 | 16623 | 16781 - Lucas: TMB421 - Lucas Indiel: 221421 - Volkswagen: 052911335 | 056911335 | 056911335A | ZBA911335

0070

IMPULSOR DE PARTIDA DO MOTOR DE ARRANQUE
STARTER DRIVE / IMPULSOR DE PARTIDA

FOTO / Photo pg. 219

APLICAÇÃO / Application / Aplicación

Chrysler: Dodge Álcool 1981... | Dodge D100 gasolina | Dodge D900 gasolina

MOTOR

Bosch: 9000453025 - Wapsa: MPB22 | MPB55

EQUIVALENTE / Equivalent

Bosch: 9001453284 - Wapsa: 224029

0073

IMPULSOR DE PARTIDA DO MOTOR DE ARRANQUE
STARTER DRIVE / IMPULSOR DE PARTIDA

FOTO / Photo pg. 219

APLICAÇÃO / Application / Aplicación

Clark: CHY100 GM 6 cil | CHY120 GM 6 cil | CHY140 GM 6 cil | CHY60 GM 6 cil | CHY70 GM 6 cil | CHY80 GM 6 cil

MOTOR

Wapsa: MPB5

EQUIVALENTE / Equivalent

Wapsa: 224025

0077

IMPULSOR DE PARTIDA DO MOTOR DE ARRANQUE
STARTER DRIVE / IMPULSOR DE PARTIDA

FOTO / Photo pg. 219

APLICAÇÃO / Application / Aplicación

Alfa Romeo: 2300 ...03/1977 | 2300B ...03/1977 - Chrysler: Dodge Polara 1800

0077

IMPULSOR DE PARTIDA DO MOTOR DE ARRANQUE
STARTER DRIVE / IMPULSOR DE PARTIDA

FOTO / Photo pg. 219

MOTOR

Bosch: 9000082013 | 9000082020 | 9000082029

EQUIVALENTE / Equivalent

Bosch: 9001082424 | 9001082426 | 9001082498

0080

IMPULSOR DE PARTIDA DO MOTOR DE ARRANQUE
STARTER DRIVE / IMPULSOR DE PARTIDA

FOTO / Photo pg. 219

APLICAÇÃO / Application / Aplicación

Audi: 100 | 60 | 72 | 80 | 90 - Ford: Capri | Granada | Taunus 2.0, 2.3 - General Motors/Chevrolet: Chevette 1.4 gasolina 01/1975...07/1976 | Marajó 1.4 álcool e gasolina 02/1975...07/1976 - Mercedes Benz: 190C | 200 | 220 | 230 | 250 | 280 | 300 | L408G | O309B - Volvo: 121 | 122 | 140 | 142 | 144 | 145 | 164 | 1800 | 221 | 222

MOTOR

Bosch: 0001207010 | 0001208001 | 0001208003 | 0001208009 | 0001208011 | 0001208023 | 0001208025 | 0001208026 | 0001208030 | 0001208033 | 0001208036 | 0001208038 | 0001208046 | 0001208047 | 0001208050 | 0001208058 | 0001208059 | 0001208061 | 0001209002 | 0001209003 | 0001209008 | 0001209012 | 0001211006 | 0001211010 | 0001211018 | 0001211991 | 0001310016 | 0001311001 | 0001311013 | 0001311019 | 0001311023 | 0001311024 | 0001311027 | 0001311028 | 0001311030 | 0001311031 | 0001311032 | 0001311034 | 0001311036 | 0001311037 | 0001311039 | 0001313001 | 9000082012 | 9000082023

EQUIVALENTE / Equivalent

Bosch: 1006209029 | 1006209031 | 1006209034 | 1006209040 | 1006209047 | 1006209051 | 1006209052 | 1006209053 | 1006209055 | 1006209058 | 1006209066 | 1006209101 | 1006209127 | 1006209332 | 2006209165 | 2006209166 | 9001082420 - General Motors/Chevrolet: 07329691 - Italtacciai: SD305 - Lester: 16299 | 16321 | 16328 | 16331 | 16332 | 16337 | 16341 | 16360 | 16367 | 16407 | 16412 | 16440 | 16443 | 16539 | 16692 - Lucas: TMB420 - Lucas Indiel: 223176 - Volkswagen: 059911335

0082

IMPULSOR DE PARTIDA DO MOTOR DE ARRANQUE
STARTER DRIVE / IMPULSOR DE PARTIDA

FOTO / Photo pg. 219

APLICAÇÃO / Application / Aplicación

Ford: F1000 Georgia | F75 Georgia | Maverick Georgia 4 cil - Willys: Jeep Georgia

EQUIVALENTE / Equivalent

Bosch: 9001082306 - Volkswagen: BD7D11350A

0084

IMPULSOR DE PARTIDA DO MOTOR DE ARRANQUE
STARTER DRIVE / IMPULSOR DE PARTIDA

FOTO / Photo pg. 219

APLICAÇÃO / Application / Aplicación

Perkins: Motor Industrial

MOTOR

Bosch: 9000453018 | 9000453053 - Wapsa: MWC2 | MPB13

EQUIVALENTE / Equivalent

Bosch: 9001453342 - Wapsa: 224024

0085

IMPULSOR DE PARTIDA DO MOTOR DE ARRANQUE
STARTER DRIVE / IMPULSOR DE PARTIDA

FOTO / Photo pg. 219

APLICAÇÃO / Application / Aplicación

Agrale: TX1600 MWM - Chrysler: Dodge D14000 MWM 6 cil e partida Wapsa | Dodge D750 MWM 6 cil | Dodge D950 MWM 6 cil - Ford: Cargo 1113 | Cargo 1313 | F1000 MWM | F11000 MWM | F12000 MWM | F13000 MWM | F14000 MWM | F19000 MWM | F2000 MWM | F21000 MWM | F22000 MWM | F400 MWM | F4000 MWM | F7000 MWM - Massey Ferguson: Trator - MWM: D2293 | D2294 | D2296 - Valmet: Trator MWM 3, 4 e 6 cil - Volkswagen: VW11130 | VW13130

MOTOR

Bosch: 9000453012 | 9000453027 | 9000453033 | 9000453062 - Wapsa: MPB9 | MPB30 | MPB42 | MPB68

EQUIVALENTE / Equivalent

Bosch: 9001453336 - Lucas: TNB402 - Lucas Indiel: 222402 - Volkswagen: BD5T11350A | T11911335A - Wapsa: 224026

0086

IMPULSOR DE PARTIDA DO MOTOR DE ARRANQUE
STARTER DRIVE / IMPULSOR DE PARTIDA

FOTO / Photo pg. 219

APLICAÇÃO / Application / Aplicación

Clark: Empilhadeira CFY 40 1978... | Empilhadeira CFY50 1978...

MOTOR

Wapsa: MPC1N

EQUIVALENTE / Equivalent

Wapsa: 224031

0092

IMPULSOR DE PARTIDA DO MOTOR DE ARRANQUE
STARTER DRIVE / IMPULSOR DE PARTIDA

FOTO / Photo pg. 219

APLICAÇÃO / Application / Aplicación

Fiat: Caminhão 130 | Caminhão 160 | Caminhão 70 | Ônibus 100 | Ônibus 130 | Ônibus 70 - Fiat Allis: Trator de Esteiras ADB ...1978

MOTOR

Bosch: 9000083024 | 9000083025

EQUIVALENTE / Equivalent

Bosch: 9001083439

0093

IMPULSOR DE PARTIDA DO MOTOR DE ARRANQUE
STARTER DRIVE / IMPULSOR DE PARTIDA

FOTO / Photo pg. 219

APLICAÇÃO / Application / Aplicación

Clark: Empilhadeira com motor Detroit D478 - General Motors/Chevrolet: Caminhão D478 1996...1972

MOTOR

Ford: C5TF11000B | C6TF11000B | C6TZ11001A | C6TZ11002C | C7TF11000A - Remy: 1107214 | 1107234 | 1107249 | 1107268 | 1107290 | 1107291 | 1107382 | 1107503 | 1107511 | 1107512 | 1107515 | 1107533 | 1107539 | 1107540 | 1107557 | 1107561 | 1107575 | 1107580 | 1107582 | 1107591 | 1107592 | 1107593 | 1107696 | 1107857 | 1107859 | 1107867 | 1107872 | 1108240 | 1108280 | 1108322 | 1108379 | 1108396 | 1108397 | 1108415 | 1108431 | 1108443 | 1108447 | 1108449 | 1108476 | 1108493 | 1108632 | 1108634 | 1108644 | 1108648 | 1108649 | 1108667 | 1108696 | 1109023 | 1109194

EQUIVALENTE / Equivalent

Chrysler: 2525287 - Ford: C6TZ11350A - Lester: 3353 | 3362 | 3363 | 3365 | 3367 | 3511 | 3512 | 3708 | 3720 | 3726 | 3774 | 3898 | 3942 | 3972 | 3977 | 3986 | 3991 | 4191 | 4192 | 4241 | 4252 | 4265 | 4266 | 4267 | 4272 | 4274 | 4275 | 4276 | 4281 | 4284 | 4338 | 4385 | 4389 | 4392 | 4398 | 4399 | 4525 | 4537 | 4573 | 4828 | 4894 | 4898 | 4906 | 4941 | 4946 | 4949 | 4953 | 4971 | 4972 | 4973 | 4998 | 6179 | 6543 | 6730 - Lucas Indiel: 223185 - Remy: D2024 | D2025 | D2042 | 1852716 | 1876857 | 1877355 | 1933471 | 1941119 | 1941157 | 1942950 | 1950058 | 1964127 | 1966931 | 1968355 | 1971707 | 1975046 | 4019393 | 10498623

0096

IMPULSOR DE PARTIDA DO MOTOR DE ARRANQUE
STARTER DRIVE / IMPULSOR DE PARTIDA

FOTO / Photo pg. 219

APLICAÇÃO / Application / Aplicación

Fordson: Tratores - Perkins: Estacionários | Industriais | Tratores

MOTOR

Italacciai: 26211U - Lucas Indiel: 26211U | 26291E | 26312B | 26227R/V | 26265J/M | 26305D/N | 26316A/M | 26329A/L | 26338A/F | 26339A/K | 26341A/J | 26352A/L | 26379A/F | 26395A/H | 26430A/D | 26431A/B | 26312BM50 | 26431AM50 | 26211MTM50

EQUIVALENTE / Equivalent

Italacciai: SD401 - Lester: 16608 | 17646 | 17647 - Lucas: TMB115 | 54243783 | 54246738 | 54246896 | 54247187 - Lucas Indiel: 223187

0097

IMPULSOR DE PARTIDA DO MOTOR DE ARRANQUE
STARTER DRIVE / IMPULSOR DE PARTIDA

FOTO / Photo pg. 219

APLICAÇÃO / Application / Aplicación

Caterpillar: Máquinas com motor D330C | Máquinas com motor D333C | Máquinas com motor D334C | Máquinas com motor D336C | Máquinas com motor D344C

MOTOR

Ford: C8ZF11000C | D3OZ11002A | D4TZ11002E | D3TF11000CA | D3TF11001CA - Remy: 1109624 | 1109628 | 1109637 | 1109638 | 1109998 | 1113353 | 1113366 | 1113371 | 1113378 | 1113386 | 1113393 | 1113407 | 1113472 | 1113477 | 1113628 | 1113631 | 1113670 | 1113827 | 1113848 | 1113853 | 1113891 | 1113904 | 1113928 | 1113934 | 1113943

EQUIVALENTE / Equivalent

Butec: 851073 | 852762 | 852961 - Caterpillar: 6N3827 - Facet: 480118 | 480411 - Ford: C8TZ11350B | C8TZ11350D | C9WF11350C | D4HF11350AA - Lester: 3288 | 3339 | 3352 | 3370 | 3374 | 3790 | 3948 | 3955 | 3971 | 3987 | 3990 | 3999 | 4997 | 6191 | 6197 | 6202 | 6224 | 6225 | 6227 | 6232 | 6233 | 6238 | 6242 | 6246 | 6249 | 6250 | 6251 | 6252 | 6253 | 6254 | 6259 | 6349 | 6355 | 6360 | 6361 | 6363 | 6371 | 6372 | 6373 | 6374 | 6516 | 6530 | 6544 | 6557 | 6558 | 6559 | 6566 | 6567 | 6568 | 6618 | 6636 | 6638 | 6639 | 6682 | 6683 | 6686 | 6687 | 6688 - Lucas Indiel: 223111 - Remy: 1114087 | 1893560 | 1894213 | 1936647 | 1946945 | 1946957 | 1970711 | 8000068

0101

IMPULSOR DE PARTIDA DO MOTOR DE ARRANQUE
STARTER DRIVE / IMPULSOR DE PARTIDA

FOTO / Photo pg. 219

APLICAÇÃO / Application / Aplicación

Asia Motors: Compressor com motor Deutz 8 cil - Atlas Copco: Tratores com motor Deutz 8 cil - Deutz: Motores 8 cil

MOTOR

Bosch: 0001358051 | 0001359001 | 0001359003 | 0001359006 | 0001359007 | 0001359010 | 0001359019 | 0001359024 | 0001359040 | 0001359050 | 0001360002 | 0001360003 | 0001360009 | 0001360016

EQUIVALENTE / Equivalent

Bosch: 2006209109 | 2006209120 | 2006209302 - Italacciai: SD349 - Lucas Indiel: 223188

0102

IMPULSOR DE PARTIDA DO MOTOR DE ARRANQUE
STARTER DRIVE / IMPULSOR DE PARTIDA

FOTO / Photo pg. 219

APLICAÇÃO / Application / Aplicación

Chrysler: Caminhão Dodge com motor Perkins 4 cil - John Deere: Trator 6600 | Trator 7500 | Tratores com motor Perkins 3 cil

MOTOR

Lucas Indiel: 35256034 | 35256425 | 35256433 | 35256519 | 35256520 | 35256637 | 35256900 | 35257188 | 35257720 | 35258930

EQUIVALENTE / Equivalent

Bosch: 1987BE0003 - Lucas Indiel: 227814 | 32557814 | 35255870 | 35256861 | 35257814

0104

IMPULSOR DE PARTIDA DO MOTOR DE ARRANQUE
STARTER DRIVE / IMPULSOR DE PARTIDA

FOTO / Photo pg. 219

APLICAÇÃO / Application / Aplicación

Ford: Caminhão F100 com motor 4 cil | Caminhão F75 com motor 4 cil - Willys: Jeep | Pick Up | Rural com motor 4 cil

MOTOR

Wapsa: MWB14

EQUIVALENTE / Equivalent

Bosch: 9001451291 - Lucas: TWB235 - Wapsa: 224035

0105

IMPULSOR DE PARTIDA DO MOTOR DE ARRANQUE
STARTER DRIVE / IMPULSOR DE PARTIDA

FOTO / Photo pg. 220

APLICAÇÃO / Application / Aplicación

Agrale: Caminhão 1600D | Caminhão 1800D | Caminhão TX1600D - Case: Escavadeira Hidráulica 80CP | Escavadeira Hidráulica 80CR | Pá Carregadeira W18 | Pá Carregadeira W20 | Pá Carregadeira W20B | W18 | W20 (MBB-OM 352) | W20B (MBB-OM 352A) - CBT: Trator 1065 (MBB-OM 314) | Trator 1105 (MBB-OM 352) | Trator 2080 (MBB-OM 314) | Trator 2105 (MBB-OM 352) | Trator 2600 10/1976... | Trator 8060 4x4 (MBB-OM 352) | Trator 8440 10/1976... | Trator Oliver 1020 10/1976... | Trator Oliver 1065 10/1976... | Trator Oliver 950 10/1976... - Chrysler: Caminhão Dodge D950 com motor MWM | Caminhão Dodge P700 com motor MWM | Caminhão Dodge P900 com motor MWM - Clark: Pá Carregadeira Michigan 45C | Pá Carregadeira Michigan 55A | Pá Carregadeira Michigan 55C | Pá Carregadeira Michigan 65R | Pá Carregadeira Michigan 75III - Deutz: Trator 100S 01/1981... | Trator 120S 01/1981... | Trator 4.190 01/1981... | Trator 80S 01/1981... | Trator AX 4.100 01/1981...

Fiat Allis: Escavadeira Hidráulica FE105 | Motoniveladora FG70 | Motoniveladora FG85 - Ford: Cargo C 1215 | Cargo C 1216 | Cargo C 1217 | Cargo C 1415 | Cargo C 1416 | Cargo C 1417 | Cargo C 1421 | Cargo C 1617 | Cargo C 1621 | Cargo C 814 | Cargo C 815 | F4000 - John Deere: Trator Série 7000 com motor MMB | Trator Série 7200 turbo com motor MMB | Trator Série 7700 com motor MMB | Trator Série 7700 turbo com motor MMB - Komatsu: Trator de Esteiras D30E MBB OM 352, 352A | Trator de Esteiras D50A MBB OM 352, 352A | Trator de Esteiras D50P MBB OM 352, 352A - Mercedes Benz: Caminhão / Ônibus LP1219 | Caminhão / Ônibus 1113 | Caminhão / Ônibus 1214 | Caminhão / Ônibus 1218 | Caminhão / Ônibus 1313 | Caminhão / Ônibus 1316 | Caminhão / Ônibus 1414 | Caminhão / Ônibus 1418 | Caminhão / Ônibus 1513 | Caminhão / Ônibus 1516 | Caminhão / Ônibus 1614 | Caminhão / Ônibus 1618 | Caminhão / Ônibus 1621 | Caminhão / Ônibus 1720 | Caminhão / Ônibus 2013 | Caminhão / Ônibus 2016 | Caminhão / Ônibus 2213 | Caminhão / Ônibus 2215 | Caminhão / Ônibus 2216 | Caminhão / Ônibus L1319 | Caminhão / Ônibus L608D | Caminhão / Ônibus L610(OM 352) | Caminhão / Ônibus L709D | Caminhão / Ônibus LP1419 | Chassi p/ Ônibus OF/OH 1113 com motor M366G | Chassi p/ Ônibus OF/OH 1115 com motor M366G | Chassi p/ Ônibus OF/OH 1313 com motor M366G | Chassi p/ Ônibus OF/OH 1315 com motor M366G | Chassi p/ Ônibus OF/OH 1316 com motor M366G | Chassi p/ Ônibus OF/OH O364 com motor M366G | Chassi p/ Ônibus OF/OH O371U com motor M366G - Müller: Trator RT 62H MWM 229.3 01/1995... | Trator RT 82H MWM 229.3 01/1995... | Trator VAP 55 MWM 229.3 01/1995... - MWM: Motor D2256 08/1977... | Motor D2294 08/1977... | Motor D2296 08/1977... | Motor TD2296 08/1977... - New Holland: Colheitadeira FNH 8040 MBB-OM352 | Colheitadeira FNH 8055 MBB-OM352A - Puma: Caminhão 900 série 914 com motor MWM 229.4 09/1995... - Toyota: Bandeirante MBB-OM 314 10/1976... - Valmet: Trator 110ID 08/1977... | Trator 118 08/1977... | Trator 128 08/1977... | Trator 138 08/1977... | Trator 138/4 turbo 08/1977... | Trator 148 08/1977... | Trator 78 08/1977... | Trator 85ID 08/1977... | Trator 88 08/1977... | Trator 880 08/1977... | Trator 980 08/1977... - Volkswagen: Caminhão VW11.130 | Caminhão VW13.130 | Caminhão VW6.90 | Caminhão VW7.110S | Caminhão VW7.90S | Chassi VW7.90CE | Chassi VW7.90CO | Chassi VW7.90S - Yanmar: Motor Estacionário BT22 | Motor Estacionário BT33 | Motor Estacionário BTD22 | Motor Estacionário BTD33 | Trator 1050D | Trator 1050D 4x4

MOTOR

Bosch: 0001354084 | 0001359031 | 0001359055 | 0001359057 | 0001359062 | 0001359071 | 0001359072 | 0001359073 | 0001359074 | 0001359083 | 0001359084 | 0001359087 | 0001359089 | 0001359091 | 0001359097 | 0001359100 | 0001359101 | 0001359111 | 0001359113 | 0001359118 | 0001359119 | 0001360004 | 0001360025 | 0001360027 | 0001360030 | 0001360031 | 0001360032 | 0001360034 | 0001360035 | 0001360036 | 0001360037 | 0001360038 | 0001360039 | 0001360040 | 0001360046 | 0001360047 | 0001360049 | 0001360056 | 0001360057 | 0001360059 | 0001360061 | 0001360065 | 0001364108 | 0001365007 | 0001365008 | 9000083027 | 9000083028 | 9000083031 | 9000083036 | 9000083045 | 9000083046 | 9000083050 | 9000083052 | 9000083053 | 9000083054 | 9000083056 | 9000083060 | 9000083061 | 9000083063 | 9000083064 | 9000083065 | 9000083066 | 9000083067 | 9000083068 | 9000083074 | 9000453074 | 9000453082 | 9000453083

EQUIVALENTE / Equivalent

Bosch: 2006209421 | 2006209436 | 2006209446 | 9001083406 | 9001083436 | 9002453073 - Fiat: 8122129 | 9008243 | 9926112 | 9957919 | 79028900 | 79028909
Italcacciai: SD124 - Lester: 16560 | 17073 | 17074 | 17076 | 17106 | 17136 | 17184 | 17228 | 17230 | 18029 | 18030 | 18032 | 18033 | 18111 | 18229 | 18237 - Lucas:
TNB407 - Lucas Indiel: 222407 - Mercedes Benz: 0001517013 - Volkswagen: 04053926

0108

IMPULSOR DE PARTIDA DO MOTOR DE ARRANQUE
STARTER DRIVE / IMPULSOR DE PARTIDA

FOTO / Photo pg. 220

APLICAÇÃO / Application / Aplicación

Alfa Romeo: Alfa 6 2.0, 2.5 | Alfa 75 1.6, 1.8, 1.8 turbo, 2.5 | Alfa 90 1.8, 2.0, 2.5 | Alfasud 1.2 Super TI | Alfetta 1.6, 1.8, 2.0 | Arna 1.2 e 1.3 | F2 | Giulietta 1.3, 1.8, 2.0 | GTV2000 2.0 e 2.5 - Audi: 100 1.8, 1.9, 2.0 | 200 turbo | 200i | 80 | 80L | Quattro - BMW: 320 | 323 i | 520 | 523 i | 528 - Citroën: BX 14 | C22 | C25 | LNA II | Visa | Visa II - Fiat: Ritmo Super 85 1.5 - Ford: Belina II com motor CHT 1.6 | Capri II 2.3, 2.8 | Consul 2.3 | Corcel II 1.6 | Del Rey 1.6 | Escort 1.3, 1.6 CHT | Escort Hobby 1.6 | FT 100 | FT 125 | FT 130 | FT 150 | FT 175 | FT 190 | FT 60 | FT 75 | FT 900 | Galaxy | Granada 1.7, 2.0, 2.3, 2.6, 2.8 | Pampa 1.6 | Royale com transmissão automática e EFI | Scala 1.6 CHT | Sierra 1.6, 2.0, 2.3 | Taunus 2.0, 2.3 | Verona LX 1.6 | Versailles 1.8, 2.0 e 2.0i - General Motors/Chevrolet: Chevette 1.4 e 1.6 | Chevette Junior álcool e gasolina | Chevy 500 | Ipanema 1.8 | Kadett 1.8 | Marajó 1.4 e 1.6 | Monza - Gurgel: Carajas com motor VW AP 1.8 02/1988... - Lancia: Delta 1.5 | Gamma 2.0, 2.5 | Prisma 1.5 - Mercedes Benz: 200 | 208 | 220 | 280 | 308 | 350 | 380 | 450 | 500 - Opel: Admiral 2.8 | Ascona B, C | Blitz CF | Comodore B | Corsa 1.0, 1.2, 1.3 | Diplomat B | Kadett C, D | Manta B | Monza | Rekord | Senator - Peugeot: 104 | 504 1.6, 1.8, 2.0 (V6) | 505 1.8, 2.0 | 604 V6 | J5 Porsche: 924 - Renault: P1000 | P2000 | R14GTL-GTS | R18 | R18 turbo | R20 | R30 | Trafic - Volkswagen: Gol 1.0i | Gol 1.6 | Gol 1.8i | LT 28 | LT 31 | LT 35 | LT 40 | LT 45 | Parati GLS | Passat GTS Pointer 1.8 5cil. a álcool | Quantum 1.8 e 2.0 CL, GL, GLS | Santana 1.8 e 2.0 CL, GL, GLS | Saveiro 1.8 álcool e gasolina | Voyage GLS 1.8 álcool e gasolina - Volvo: 140 | 142 | 144 | 160 | 164 | 240 | 340 | 360 | 760 - Yanmar: Micro Trator 1030 | Micro Trator TC11 | TC11 Super (NS 11)

MOTOR

Bosch: 0001157024 | 0001157025 | 0001157028 | 0001157029 | 0001157030 | 0001208200 | 0001208201 | 0001208202 | 0001208206 | 0001208208 | 0001208209 | 0001208211 | 0001208216 | 0001208217 | 0001208224 | 0001208225 | 0001208226 | 0001208227 | 0001208228 | 0001208229 | 0001208233 | 0001208400 | 0001208405 | 0001211207 | 0001211215 | 0001211229 | 0001211242 | 0001311101 | 0001311103 | 0001311104 | 0001311105 | 0001311106 | 0001311107 | 0001311108 | 0001311109 | 0001311110 | 0001311112 | 0001311114 | 0001311117 | 0001311118 | 0001311120 | 0001311121 | 0001311122 | 0001311124 | 0001311125 | 0001311126 | 0001311127 | 0001311131 | 0001311132 | 0001311136 | 0001311137 | 0001311139 | 0001311140 | 0001311141 | 0001311143 | 0001311145 | 0001311147 | 0001314018 | 9000062014 | 9000082024 | 9000082025 | 9000082033 | 9000082035 | 9000082036 | 9000082041 | 9000082042 | 9000082043 | 9000082048 | 9000082050 | 9000082051 | 9000082054 | 9000082055 | 9000082058 | 9000082059 | 9000082063 | 9000082064 | 9000082065 | 9000082067 | 9000082069 | 9000082071 | 9000082074 | 9000082075 | 9000082076 | 9000082078 | 9000141116 | 9000142001 | 9000142002 | 9000142003 | 9000142102 | 9000333105 | 9000334102

EQUIVALENTE / Equivalent

Bosch: 1006209404 | 1006209410 | 1006209414 | 1006209416 | 1006209427 | 1006209447 | 1006209462 | 1006209463 | 1006209471 | 9001066236 | 9001082340 | 9001082618 | 9001082660 | 9001082686 | 9001082748 | 9001336324 | F000AL1002 - Fiat: 9936602 | 9937705 | 82327386 - General Motors/Chevrolet: 09307667
Italacciai: SD436 - Lester: 16299 | 16353 | 16367 | 16401 | 16412 | 16417 | 16418 | 16443 | 16462 | 16531 | 16534 | 16538 | 16539 | 16550 | 16557 | 16593 | 16619 | 16621 | 16683 | 16684 | 16689 | 16722 | 16781 | 17031 | 17061 | 17122 - Lucas: TMB448 | TMB480 - Lucas Indiel: 221480 - Volkswagen: 059911335B | ZBC911335 | 78MU11350A

0110

IMPULSOR DE PARTIDA DO MOTOR DE ARRANQUE
STARTER DRIVE / IMPULSOR DE PARTIDA

FOTO / Photo pg. 220

APLICAÇÃO / Application / Aplicación

Caterpillar: Máquinas equipadas com motor D311 | Máquinas equipadas com motor D320 | Máquinas equipadas com motor D330 | Máquinas equipadas com motor D333 | Máquinas equipadas com motor D342 | Máquinas equipadas com motor D343 - Cummins: Motor Cummins 42 MT 12/14V - John Deere: John Deere 42 MT
Massey Ferguson: Massey Ferguson

MOTOR

Caterpillar: 7M8651 - Chrysler: 15056 | 15113 - Ford: C3TF11000A | C3TZ11001A | C4TF11000A | C4TZ11002A | C5TZ11002C | C6TF11001A | C9HZ11000C | D3TF11000A - Leece Neville: CATF11000A | CATZ11002A - Remy: 1109625 | 1109627 | 1109631 | 1109636 | 1109642 | 1109643 | 1109649 | 1109755 | 1109759 | 1113475 | 1113519 | 1113643 | 1113645 | 1113832 | 1113884 | 1113952 | 1113955 | 1113956 | 1113957 | 1113958 | 1113965 | 1113966 | 1113968 | 1113970 | 1113971 | 1113972 | 1113973 | 1113974 | 1113975 | 1113977 | 1113978 | 1113979 | 1113981 | 1113983 | 1113986 | 1113994 | 1113995 | 1113997 | 1114066 | 1114092 | 1114140 | 1114143 | 1114145 | 1114148 | 1114150 | 1114197 | 10478802 | 10478813 | 10478824 | 10478829 | 10478894 | 10478911 | 10478986 | 10478998

EQUIVALENTE / Equivalent

Butech: 851075 | 852763 | 852962 - Caterpillar: 6N3826 - Chrysler: 15056 | 15113 - Facet: 480117 | 480321 - Ford: EAB11350A | C2DZ11350A | C3DE11350A | C3TZ11350A | C8DF11350A | C9HE11350A | D4HF11350BA - Lester: 3041 | 3042 | 3043 | 3045 | 3047 | 3074 | 3296 | 3298 | 3299 | 3342 | 3712 | 3744 | 3745 | 3757 | 3766 | 3770 | 3785 | 3902 | 3905 | 3941 | 3958 | 3963 | 3974 | 3997 | 4600 | 4899 | 4927 | 4930 | 4937 | 4987 | 6203 | 6208 | 6229 | 6230 | 6231 | 6243 | 6245 | 6352 | 6356 | 6370 | 6378 | 6509 | 6511 | 6513 | 6538 | 6548 | 6549 | 6551 | 6552 | 6553 | 6554 | 6555 | 6556 | 6564 | 6565 | 6569 | 6619 | 6624 | 6625 | 6637 | 6671 | 6672 | 6684 | 6760 | 6762 | 6781 - Lucas Indiel: 223190 - Remy: 830620 | 1109625 | 1894211 | 1935487 | 1945487 | 1952083 | 1953373 | 1955777 | 1960370 | 1967779 | 8000066

0111

IMPULSOR DE PARTIDA DO MOTOR DE ARRANQUE
STARTER DRIVE / IMPULSOR DE PARTIDA

FOTO / Photo pg. 220

APLICAÇÃO / Application / Aplicación

Fiat: 147 | Argenta 2.0 | Duna 60 | Duna 70 | Elba 1.3 e 1.5, CS/ S | Fiorino 1.1 | Panorama | Prêmio 1.2, 1.3, 1.5 | Prêmio CS | Prêmio CSL | Prêmio S | Regata 70 | Regata 75 | Regata 85 | Regata 90 IE | Ritmo 75 | Spazio | Spazio | Super 85 | Tempra 16V | Tempra 2.0 MPI 16V | Tempra 2.0 SPI 8V | Tempra 2.0 Turbo | Tipo 1.6i.e | Uno 1.4i e 1.6i (argentina) | Uno 1.5 | Uno 1.6 | Uno 75 IE | Uno CS | Uno Mille | Uno R | Uno S | Uno SX - Lada: 2104 | Laika 1.5 e 1.6 | Niva 1.5 e 1.6 02/1993... - Lancia: Beta 1.3, 1.4, 1.6, 1.8, 2.0 | Delta 1.5, 1.6 | Prisma 1.5, 1.6 | Trevi 1.6, 2.0 - Seat: 131 1.6 | 132 1.6 e 1.8 - Volvo: Penta

MOTOR

Bosch: 0001208218 | 0001208408 | 0001211246 | 0001311116 | 0001311119 | 0001311123 | 0001311129 | 0001311130 | 0001311133 | 9000082021 | 9000082039 | 9000082040 | 9000082053 | 9000082061 | 9000082066 | 9000082070 | 9000082079 | 9000082080 | 9000082083 | 9000082085 | 9000142100 - Fiat: 4470377 | 7501995

0111

IMPULSOR DE PARTIDA DO MOTOR DE ARRANQUE
STARTER DRIVE / IMPULSOR DE PARTIDA

FOTO / Photo pg. 220

EQUIVALENTE / Equivalent

Bosch: 1006209425 | 9001082324 | 9001082749 | F000AL1871 - Fiat: 7073094 | 9932923 - General Motors/Chevrolet: 07073094 - Italacciai: SD186 - Lester: 16257 | 16953 - Lucas: TMB483 - Lucas Indiel: 221483

0112

IMPULSOR DE PARTIDA DO MOTOR DE ARRANQUE
STARTER DRIVE / IMPULSOR DE PARTIDA

FOTO / Photo pg. 220

APLICAÇÃO / Application / Aplicación

Case: Pá Carregadeira - John Deere: Tractor

EQUIVALENTE / Equivalent

Cargo: 133545 - Facet: 10533 | 10632 | 10633 - Lester: 3300 | 4000 | 4100 | 4211 | 4248 | 4251 | 4268 | 4307 | 4318 | 4943 | 4994 | 4995 | 6164 | 6510 | 6707 | 6731 | 6733 | 6737 - Lucas Indiel: 223191 - Remy: D2037 | A43652 | 1877345 | 1947912 | 1968131 | 1970376 | 1971706 | 10479522 | 10497522

0114

IMPULSOR DE PARTIDA DO MOTOR DE ARRANQUE
STARTER DRIVE / IMPULSOR DE PARTIDA

FOTO / Photo pg. 220

APLICAÇÃO / Application / Aplicación

Detroit: Caminhão GM com motor 4.53 - General Motors/Chevrolet: Caminhão com motor 4.53

MOTOR

Wapsa: MPB36

EQUIVALENTE / Equivalent

Lucas Indiel: 223192 - Wapsa: 224041

0115

IMPULSOR DE PARTIDA DO MOTOR DE ARRANQUE
STARTER DRIVE / IMPULSOR DE PARTIDA

FOTO / Photo pg. 220

APLICAÇÃO / Application / Aplicación

Ford: Maverick 4 cil | Pick Up - Willys: Pick Up | Rural | Utilitário Jeep

MOTOR

Bosch: 9000082017

EQUIVALENTE / Equivalent

Bosch: 9001082425 - Lucas Indiel: 221493

0117

IMPULSOR DE PARTIDA DO MOTOR DE ARRANQUE
STARTER DRIVE / IMPULSOR DE PARTIDA

FOTO / Photo pg. 220

APLICAÇÃO / Application / Aplicación

Case: Trator 42 MT - Caterpillar: Caterpillar - Clark: Pá Carregadeira - Cummins: Empilhadeira Case 42MT 12/24V - John Deere: John Deere 42 MT

MOTOR

Autolite Prestolite: MES6101K | MES6301K | MFJ6201J | MFY6201K | MFY6101AUT - Bosch: 0001420001 | 0001420003 | 0001420004 | 0001420005 | 0001420009 | 0001420013 | 0001420014 | 0001420015 | 0001420024 | 0001420025 | 0001421001 | 0001421002 | 0001421003 | 0001421004 | 0001421006 | 0001421008

Leece Neville: 7072MB | 7072MC | 7146MA | 7146MB | 7148MA - Paris Rhone: D13E117TE | D13E119TE | D13E120TE | D13E121TE | D13E122TE | D13E123TE

Prestolite: MES6301K - Remy: 1108898 | 1108987 | 1109158 | 1109169 | 1109170 | 1109172 | 1109178 | 1109184 | 1109229 | 1109230 | 1109233 | 1109235 | 1109236 | 1109249 | 1109736 | 1109741 | 1109746 | 1109801 | 1109869 | 1112775 | 1113127 | 1113311 | 1113312 | 1113313 | 1113326 | 1113327 | 1113329 | 1113330 | 1113335 | 1113337 | 1113359 | 1113602 | 1113603 | 1113605 | 1113607 | 1113617 | 1113620 | 1113621 | 1113744 | 1113774 | 1113775 | 1113794 | 1113816 | 1113822 | 1114024 | 1114028 | 1114036 | 1114043 | 1114044 | 1114045 | 1114955 | 1114976 | 1990335 | 1992019 - Valeo: D13E117TE | D13E118TE | D13E119TE | D13E120TE | D13E121TE | D13E122TE | D13E123TE

EQUIVALENTE / Equivalent

Bosch: 2006202000 - Butech: 850363 | 852758 | 852957 - Cargo: 232632 - Caterpillar: 4N4517 - Facet: 480116 | 480410 - Lester: 3055 | 3064 | 3809 | 3884 | 3894 | 3895 | 3931 | 3949 | 4636 | 4731 | 4732 | 4733 | 4734 | 4747 | 4748 | 5597 | 6213 | 18020 | 18021 - Lucas Indiel: 223193 - Paris Rhone: 103066 - Prestolite: PD71

Remy: 1914341 | 1918866 | 1921998 | 1932526 | 1932545 | 1932605 - Valeo: NE711 | 103066 | 186621

0118

IMPULSOR DE PARTIDA DO MOTOR DE ARRANQUE
STARTER DRIVE / IMPULSOR DE PARTIDA

FOTO / Photo pg. 220

APLICAÇÃO / Application / Aplicación

Case: Retroescavadeira 580H - CBT: Trator 8240 | Trator 8260 4x4 com motor Perkins - Chrysler: Caminhão Dodge D300 com motor Perkins 09/1977...
 General Motors/Chevrolet: 4006MT | 8000MT | D40 | D6000 com motor Maxion 03/1992... | Pick Up D20 com motor Maxion - John Deere: MD630 | MND730
 Kawasaki: F1300DT | F1400DT | F1500DT | F1600DT | F1800DT | F1902DT | F2105D - Komatsu: P160 | P170 | P170T | P190 | P200 | P260 | P270 |
 Retroescavadeira PC150 mod. 5, (Hidráulica) - Massey Ferguson: Colheitadeira MF3640 PER-A 6358 | Colheitadeira MF5650 turbo PER-AT 6354-4 | Colheitadeira MF102
 | Colheitadeira MF1630 | Colheitadeira MF1630 PER-A 4248 | Colheitadeira MF210S | Colheitadeira MF220 | Colheitadeira MF310 | Colheitadeira MF3640 | Colheitadeira
 MF5650 | Colheitadeira MF5650 PER-A 6354-4 | Pick Up | Trator Maxion 9150 | Trator Maxion 9110 | Trator Maxion 9130 | Trator Maxion 9170 | Trator MF265 | Trator
 MF270 | Trator MF275 | Trator MF275/4 | Trator MF285 | Trator MF290 | Trator MF292 | Trator MF295 | Trator MF295/4 | Trator MF296 | Trator MF296/4 | Trator
 MF400 | Trator MF50X | Trator MF55X | Trator MF65R | Trator MF65X | Trator MF85X | Trator MF86 | Trator MF95 | Trator MF95i - Mercedes Benz: Ônibus O917
 01/1988... | Ônibus OF 1113 01/1988... | Ônibus OH1113 01/1988... - Perkins: Maxion S4T GM - D20 03/1992... | Maxion 1006.6T Trator Ideal 9075 09/1994... | Maxion
 1006.6T Trator Ideal 9090 09/1994... | Maxion S4T GM - D6000 03/1992... | Motor Industrial 4203 | Motor Industrial 4236 | Motor Industrial 63544 | Motor Industrial 6358 |
 Motor Industrial 3152 | Motor Industrial 4203 | Motor Industrial 4236 | Motor Industrial 6358 | Perkins 248 Trator CBT 8240 01/1984... | Perkins 4236 A | Perkins 6.354/4
 Trator CBT 8260 4x4 01/1984... | Perkins A6.358 08/1989... | Trator 296 04/1976... | Trator 400 04/1976... | Trator Ideal 9110 08/1989... | Trator Ideal 9130 08/1989... | Trator
 Ideal 9150 08/1989... | Trator Ideal 9170 08/1989... | Trator MF 290/4 04/1976... | Trator MF 292 04/1976... | Trator MF 275 04/1976... | Trator MF 275/4 04/1976... | Trator
 MF 283 | Trator MF 283 04/1976... | Trator MF 290 04/1976... | Trator MF 292 turbo 04/1976... | Trator MF 296/4 04/1976... - Volvo: 406 | 407 | F82 | F83S - Yanmar:
 Motor Estacionário BT22 | Motor Estacionário BT33 | Motor Estacionário BTD22 | Motor Estacionário BTD33 | Trator 1050D | Trator 1050D 4x4

MOTOR

Bosch: 0001359008 | 0001359064 | 0001359067 | 0001360050 | 0001365005 | 9000083035 | 9000083038 | 9000083041 | 9000083042 | 9000083051 | 9000083055 |
 9000083058 | 9000083059 | 9000083062 | 9000453073 | 9000453086 | F000ALO700

EQUIVALENTE / Equivalent

Bosch: 2006209394 | 2006209405 | 2006209435 | 9002453038 | 9002453074 | 9002453082 - Italacciai: SD312 - Lester: 18122 | 18259 - Lucas: TNB439
 Lucas Indiel: 222439

0119

IMPULSOR DE PARTIDA DO MOTOR DE ARRANQUE
STARTER DRIVE / IMPULSOR DE PARTIDA

FOTO / Photo pg. 220

APLICAÇÃO / Application / Aplicación

Lancia: Flavia | Fulvia - Volkswagen: Transporter 1.2

MOTOR

Bosch: 0001207001 | 0001207002 | 0001208006 | 0001208017 | 0001310007

EQUIVALENTE / Equivalent

Bosch: 1006209059 | 1006209060 | 1006209067 | 1006209117 | 1006209119 | 1006209320 | 1006209321 | 1006209322 | 1006209323 | 1006209324 | 1006209325 |
 1006209329 - Italacciai: SD456 - Lester: 16318 | 16319 | 16327 | 16329 | 16355 | 16396 - Volkswagen: 113911335A | 113911335B

0120

IMPULSOR DE PARTIDA DO MOTOR DE ARRANQUE
STARTER DRIVE / IMPULSOR DE PARTIDA

FOTO / Photo pg. 220

APLICAÇÃO / Application / Aplicación

Fiat: 1100TD | 124 | 124 Special | 127 0.9, 1.05, 1.3 | 128 | 131 1.3 | 141 | 238 | 241T | Panda 45 4X4 | Regata 1.1, 1.3 | Regata 70 | Ritmo 60 | Ritmo 65 | Ritmo
 75 | Ritmo 85 | Ritmo Super | Uno 0.9, 1.1 e 1.3 | X1/9 - Lancia: Delta 1.3 | Prisma 1.3 - Seat: 1200 Sport 1430 cc | 124 | 124D | 124D Special | 127 | 127 Fura |
 128.3P | 131 | 131L | 138 | Ritmo

MOTOR

Femsa: MTS121 | MTS1222 | MTS1223 | MTS1229 | MTS1234 | MTS1239 | MTS1242 | MTS1247 | MTS1248 | MTS12P2 | MTS12P19 | MTS12P20 | MTS12P29 |
 MTS12V13 | MTS12V25 - Fiat: 4142222 | 4142223 | 4143828 | 4152196 | 4181961 | 4198226 | 4198227 | 4198600 | 4198601 | 4204698 | 4204699 | 4229113 | 4229114 |
 4474805 | 4474917 - Italacciai: MTS1201 - Magneti Marelli: 63220700 | 63220701 | 63220702 | 63220705 | 63220706 | 63220720 | 63220721 | 63220723 | 63220724 |
 63220731 | 63220740 | 63220741 | 63220743 | 63220744 | 63220746 | 63220800 | 63220833 | 63220834 | 63220836 | 63220900 | 63220932 | 63220940 | 63221300

EQUIVALENTE / Equivalent

Bosch: 9001336222 - Femsa: 03550 | 170613 | 1706114 - Fiat: 4130651 | 4142235 | 4145751 | 4202988 | 4249166 | 9936036 | 9941892 - Garef: 58350001 | 58350002
 Italacciai: SD107 - Lester: 16465 | 16521 | 16593 | 16700 - Lucas Indiel: 227632

0125

IMPULSOR DE PARTIDA DO MOTOR DE ARRANQUE
STARTER DRIVE / IMPULSOR DE PARTIDA

FOTO / Photo pg. 220

APLICAÇÃO / Application / Aplicación

Agrale: Mini Pá Carregadeira | Motor Estacionário M790 | Trator T4200 | Trator T4300 - Bobcat: Mini Pá Carregadeira com motor Agrale - Clark: Mini Pá Carregadeira

MOTOR

Bosch: 9000453013 | 9000453048 - Wapsa: MPB38

EQUIVALENTE / Equivalent

Bosch: 9001453349 - Lucas: TWB240 - Wapsa: 224040

0126

IMPULSOR DE PARTIDA DO MOTOR DE ARRANQUE
STARTER DRIVE / IMPULSOR DE PARTIDA

FOTO / Photo pg. 220

APLICAÇÃO / Application / Aplicación

Ford: Galaxie | Landau | LTD | Maverick com motor 302 CID 8 cil 1976...

MOTOR

Wapsa: MPB35

EQUIVALENTE / Equivalent

Wapsa: 224039

0131

IMPULSOR DE PARTIDA DO MOTOR DE ARRANQUE
STARTER DRIVE / IMPULSOR DE PARTIDA

FOTO / Photo pg. 220

APLICAÇÃO / Application / Aplicación

Volkswagen: Sedan 1200 | Sedan 1300 | Sedan 1500 | Sedan 1600 | Transporter 1.5, 1.6

MOTOR

Bosch: 0001160003 | 0001160013 | 0001207016 | 0001207018 | 0001207019 | 0001211012

EQUIVALENTE / Equivalent

Bosch: 1006209061 | 1006209102 | 1006209104 | 1006209161 | 1006209339 | 2006209160 | 2006209161 | 2006209311 - Italcaccia: SD457 - Lester: 16396 | 16450
Lucas Indiel: 223317 - Volkswagen: 113911335C

0133

IMPULSOR DE PARTIDA DO MOTOR DE ARRANQUE
STARTER DRIVE / IMPULSOR DE PARTIDA

FOTO / Photo pg. 220

APLICAÇÃO / Application / Aplicación

Asia Motors: Compressor AX430 - Case: Pá Carregadeira W36 com motor Cummins e Scania | Pá Carregadeira W36B com motor Cummins e Scania | Trator Agrícola 2470 | Trator Agrícola 4490 - Caterpillar: Grupo Gerador 3304T | Grupo Gerador 3306T | Moto Scraper 631E | Motoniveladora 120B 3306 | Motoniveladora 140B 3306 | Pá Carregadeira 930 | Pá Carregadeira 966 | Trator de Esteiras 631E | Trator de Esteiras D4D | Trator de Esteiras D4E | Trator de Esteiras D5B | Trator de Esteiras D6C | Trator de Esteiras D6D | Trator de Esteiras D6E | Trator de Esteiras D8L - Cummins: Chassi p/ ônibus UC210 | Chassi p/ ônibus RC210 | Motor 250 Super | Motor 6C | Motor 6CT | Motor 6CTA | Motor N855 - Fiat: Caminhão 190 | Caminhão 190T | Caminhão 210 | Caminhão 180 - Fiat Allis: Trator de Esteiras AD14 com motor Scania Fiat Iveco: Caminhão - Komatsu: Trator de Esteiras D60A com motor Cummins N855 | Trator de Esteiras D60E com motor Cummins N855 | Trator de Esteiras D60F com motor Cummins N855 | Trator de Esteiras D65A com motor Cummins N855 | Trator de Esteiras D65E com motor Cummins N855 - Mafersa: Trator M série M 210 com motor Cummins 6CTA 8.3 09/1991... | Trator M série M 240 com motor Cummins 6CTA 8.3 09/1991... - Massey Ferguson: Trator MF4780 com motor Scania DN11

Mercedes Benz: Caminhão 1520 | Caminhão 2020 OM355-5 | Caminhão 2624 | Caminhão MB856 | Caminhão MB858 | Caminhão MB866 | Caminhão MB868 | Caminhão/Ônibus 2220 | Caminhão/Ônibus 1419 | Caminhão/Ônibus 1420 | Caminhão/Ônibus 1517 | Caminhão/Ônibus 1518 | Caminhão/Ônibus 1519 | Caminhão/Ônibus 1524 | Caminhão/Ônibus 1525 | Caminhão/Ônibus 1924 | Caminhão/Ônibus 1924A | Caminhão/Ônibus 1929 | Caminhão/Ônibus 1932 | Caminhão/Ônibus 1933 | Caminhão/Ônibus 1934 | Caminhão/Ônibus 2019 | Caminhão/Ônibus 2219 | Caminhão/Ônibus 2624A | Chassi p/ Ônibus 1420 | Chassi p/ Ônibus 1517 | Chassi p/ Ônibus 1518 | Chassi p/ Ônibus O364 | Chassi p/ Ônibus O370 | Chassi p/ Ônibus O371 | Chassi p/ Ônibus O371UP | Chassi p/ Ônibus OH1419 | Motor Estacionário, gerador, industrial e marítimo OM314 | Motor Estacionário, gerador, industrial e marítimo OM352 | Motor Estacionário, gerador, industrial e marítimo OM352A | Motor Estacionário, gerador, industrial e marítimo O370 OM355-5, 6, 6A, 6LA | Motor Estacionário, gerador, industrial e marítimo O371 OM355-5A, 6A, 6LA | Motor Estacionário, gerador, industrial e marítimo O371UP OM355-5 | Ônibus O355 OM355-6 | Ônibus O364 OM355-5 e 6 | Ônibus O365 OM355-5 | Ônibus O371 | Ônibus O371UP | Ônibus O370 - MWM: Motor D232 | Motor TD232 - Scania: Caminhão 145 | Caminhão BR145 | Caminhão CR145L | Caminhão CR145T | Caminhão CR145X | Caminhão DSI14 | Caminhão L D11 | Caminhão L DS11 | Caminhão LS D11 | Caminhão LS DS11 | Caminhão LT 110 D11 | Caminhão LT 110S DS11 | Chassi p/ ônibus K112 | Chassi p/ ônibus S112 | Chassi p/ ônibus BR116S | Motor DN11 industrial e marítimo | Motor DS11 industrial e marítimo | Motor DS14 industrial e marítimo | Ônibus BR115 05/1975... | Ônibus BR115S 05/1975... | Ônibus BR116 05/1975... | Ônibus BR116S 05/1975... - Volkswagen: Caminhão VW14.170 | Caminhão VW14.210 | Caminhão VW16.170 | Caminhão VW16.210 - Volvo: Caminhão 210 | Caminhão N10 | Caminhão N12 | Caminhão NL10 | Caminhão NL10-340 | Caminhão NL2-400 | Chassi p/ ônibus B10M | Chassi p/ ônibus B58E

MOTOR

Bosch: 0001410021 | 0001410041 | 0001410063 | 0001410089 | 9000084007 | 9000084008 | 9000084009 | 9000084010 | 9000084011 | 9000084012 | 9000084013 | 9000084014 | 9000084015 | 9000084016 | 9000084017 | 9000084018 | 9000084019 | 9000084020 | 9000084021 | 9000084022 | 9000084023 - Remy: 19024013 | 19024016 | 19024038 | 19024063 | 19024064 | 19024071 | 19024076 | 19024077 | 19024079 | 19024087 | 19024135 | 19024180 | 19024801

EQUIVALENTE / Equivalent

Bosch: 2003162001 | 2003162005 | 2003162006 | 2003162016 | 2006401527 - Fiat: 9926536 - Lucas Indiel: 223197 - Remy: 19024391 | 19024909 - TJ: 0842116 | 0842190 | 0846190

0134

IMPULSOR DE PARTIDA DO MOTOR DE ARRANQUE
STARTER DRIVE / IMPULSOR DE PARTIDA

FOTO / Photo pg. 220

APLICAÇÃO / Application / Aplicación

Case: Trator - Ford: Bedford - Hyundai: Pony - Massey Ferguson: Massey Ferguson

MOTOR

Lucas Indiel: 27423A | 27452A | 27475A | 26275F/K | 26280F/J | 26306E/H | 27412A/D | 27416A/D

EQUIVALENTE / Equivalent

Lester: 17642 - Lucas: TMB125 | 54247397 | 60600078

0135

IMPULSOR DE PARTIDA DO MOTOR DE ARRANQUE
STARTER DRIVE / IMPULSOR DE PARTIDA

FOTO / Photo pg. 221

APLICAÇÃO / Application / Aplicación

American: Ambassador V8 4.8L 290cid 1968...1969 | Ambassador V8 5.0L 304cid 1970...1974 | Ambassador V8 5.0L 4982cc 304cid 1970...1974 | Ambassador V8 5.0L 4983cc 304cid 1970...1974 | Ambassador V8 5.6L 343cid 1967...1969 | Ambassador V8 5.6L 5585cc 343cid 1967...1969 | Ambassador V8 5.9L 360cid 1970...1974 | Ambassador V8 5.9L 5899cc 360cid 1970...1974 | Ambassador V8 6.4L 390cid 1968...1970 | Ambassador V8 6.4L 6391cc 390cid 1968...1970 | Ambassador V8 6.6L 401cid 1971...1974 | Ambassador V8 6.6L 6571cc 401cid 1971...1974 | Ambassador V8 6.6L 6572cc 401cid 1971...1974 | American | AMX 8 cil 5.0L 304cid 1972...1974 | AMX 8 cil 5.0L 4982cc 304cid 1972...1974 | AMX 8 cil 5.0L 4983cc 304cid 1972...1974 | AMX 8 cil 5.9L 5899cc 360cid 1971...1974 | AMX 8 cil 5.9L 5900cc 360cid 1971...1974 | AMX 8 cil 6.6L 6571cc 401cid 1971...1974 | AMX 8 cil 6.6L 6572cc 401cid 1971...1974 | AMX V8 4.8L 290cid 1968...1969 | AMX V8 5.6L 343cid 1968...1969 | AMX V8 5.6L 5585cc 343cid 1968...1969 | AMX V8 5.9L 360cid 1970 | AMX V8 5.9L 5899cc 360cid 1970 | AMX V8 5.9L 5900cc 360cid 1970 | AMX V8 6.4L 390cid 1968...1970 | AMX V8 6.4L 6391cc 390cid 1968...1970 | Gremlin L6 3.8L 232cid 1973...1976 | Gremlin L6 3.8L 3802cc 232cid 1973...1974 | Gremlin L6 4.2L 258cid 1973...1976 | Gremlin L6 4.2L 4228cc 258cid 1973...1974 | Gremlin L6 4.2L 4229cc 258cid 1973...1974 | Gremlin V8 5.0L 304cid 1972...1976 | Gremlin V8 5.0L 4982cc 304cid 1972...1974 | Gremlin V8 5.0L 4983cc 304cid 1972...1974 | Hornet L6 3.8L 232cid 1973...1976 | Hornet L6 3.8L 3802cc 232cid 1973...1974 | Hornet L6 4.2L 258cid 1973...1976
Jeep Truck: Cherokee L6 4.2L 258cid 1974...1976 | Cherokee L6 4.2L 4228cc 258cid 1974 | Cherokee L6 4.2L 4229cc 258cid 1974 | Cherokee V8 5.9L 360cid 1974...1976

MOTOR

Autolite Prestolite: C5AF1A | C5AF1A - Ford: C6FF11001 | C6FF11001A | C9FF11001B | D0FF11001B | D0FF11001C

EQUIVALENTE / Equivalent

Bosch: 1987BE0004 - Chrysler: FO1912 | LM1901 | PL1991 - Ford: C6FF11350B | C9FF11350A | D6FF11350AA | D6FF11350BA - Lester: 3207 | 3208 | 3209 | 3211 | 3212 - Remy: 1838065 | 1938065

0139

IMPULSOR DE PARTIDA DO MOTOR DE ARRANQUE
STARTER DRIVE / IMPULSOR DE PARTIDA

FOTO / Photo pg. 221

APLICAÇÃO / Application / Aplicación

Mercedes Benz: 200 | 220 | 230 | 250 | 280

MOTOR

Bosch: 0001313004

EQUIVALENTE / Equivalent

Bosch: 1006209080 | 1006209439 | 9001043178 - Italtacciai: SD309 - Lester: 16299 | 16543

0140

IMPULSOR DE PARTIDA DO MOTOR DE ARRANQUE
STARTER DRIVE / IMPULSOR DE PARTIDA

FOTO / Photo pg. 221

APLICAÇÃO / Application / Aplicación

Daihatsu: Charmant | Delta - Toyota: Carina 1.4, 1.6, 2.0 | Celica 1.4, 1.6, 2.0, 2.2, 2.3 | Corolla | Corona 1.4, 1.6, 1.8, 1.9, 2.0, 2.2, 2.3, 2.6 | Crown | Dyna | FJ 60 | Hi Ace | Hilux | Mark2 | Sprinter 1.6

MOTOR

Nippondenso: 280002250 | 280002260 | 280002364 | 280002660 | 280002681 | 280003051 | 280003710 | 280004330 | 280006100 | 280006103 | 280006422 | 280006494 | 280006800 | 280006810 | 280006813 | 280006823 | 280007093 | 280007132 | 280007332 | 280007460 | 280007461 | 280007470 | 280007520 | 280007521 | 280007780 | 280007981 | 280009010 | 280009020 | 280009570 | 280009680 | 280009960 | 1280001610 | 1280002050 | 1280008130 - Toyota: 2810034070 | 2810040061 | 2810042021 | 2810044041 | 2810060042

EQUIVALENTE / Equivalent

Bosch: 1987BE0023 - Lester: 16215 | 16222 | 16224 | 16230 | 16238 | 16261 | 16766 | 16832 | 16843 | 17354 - Lucas Indiel: 223199 - Nippondenso: 0283000660 | 0283000901 | 0283000911 | 0283001951 | 0283003350 - Toyota: 2801115010 | 2801141020 | 2801141021 | 2801160040 | 2801160041

0141

IMPULSOR DE PARTIDA DO MOTOR DE ARRANQUE
STARTER DRIVE / IMPULSOR DE PARTIDA

FOTO / Photo pg. 221

APLICAÇÃO / Application / Aplicación

General Motors/Chevrolet: Chevy Lux - Isuzu: KB20 - Nissan: 1200 | 120Y | 1300 | 140Y | 160Y | Bluebird | Cedric | Cherry | Laurel | Skyline | Violet

MOTOR

General Motors/Chevrolet: 94021044 | 94022494 | 94024438 - Hitachi: S11423 | S11471 | S11472 | S11487 | S11488 | S11491 | S11492 | S14455 | S114100 | S114103 | S114108 | S114118 | S114121 | S114122 | S114131 | S114133 | S114134 | S114136 | S114143 | S114150 | S114156 | S114192 | S11423K | S11487L | S11487M | S11487P | S11491K | S11492K | S144192 | S114103K | S114103L | S114103M | S114103N | S114103P | S114108L | S114121N | S114122N - Isuzu: 8821001260 | 8942010201 | 9821001260 | 9821006060 | 9821006350 - Nissan: 2330008700 | 2330009500 | 2330009600 | 2330009602 | 2330010600 | 2330010601 | 2330010605 | 2330010615 | 2330015800 | 2330015805 | 2330018000 | 2330018005 | 2330018015 | 2330021000 | 2330021005 | 2330021006 | 2330021007 | 2330021008 | 2330021009 | 2330021017 | 2330026900 | 2330026901 | 2330043300 | 2330043305 | 2330043405 | 2330048300 | 2330048301 | 2330078505 | 2330079400 | 23300E3000 | 23300E3001 | 23300E3100 | 23300E3101 | 23300H0100 | 23300H0101 | 23300H3900 | 2330221008 | 4330078505 | 23300099600

EQUIVALENTE / Equivalent

General Motors/Chevrolet: 94021427 - Hitachi: 2114N1550 | 2114N1560 | 2114N4550 - Isuzu: 8821213620 | 8921233010 | 98121233010 | 9821233010 - Lester: 16190 | 16201 | 16203 | 16205 | 16207 | 16209 | 16211 | 16246 | 16270 | 16805 - Nissan: 233120990 | 2331210600 | 2331210605 | 2331221000 | 2331221005 | 2331243601 | 23312E3000 | 23312E3300 | 23312E6000 | 23312N0900

0144

IMPULSOR DE PARTIDA DO MOTOR DE ARRANQUE
STARTER DRIVE / IMPULSOR DE PARTIDA

FOTO / Photo pg. 221

APLICAÇÃO / Application / Aplicación

Ford: Laser - Mazda: Capella | Familia | Luce | Pick Up 1000 1.2 | Proceed - Mitsubishi: Celeste 1.6 com motor 4G5 | Colt 1.2 com motor 4G5 | Colt Galant 1.8, 2.0 com motor 4G5 | Galant 1.6 com motor 4G5 | Lancer Galant 4G5 | Trator - Nissan: 260 | 280 | Caball | E60 | ZX 300

MOTOR

Mazda: 22218400 | 32418400 | 022218400A | 032418400A | 042618400A | 042618400B | 489418400B | 489418400C | 489418400D - Mitsubishi: MEWR | MQJR | ME031 | ME041 | MQJ1R | MQJ2R | MQJ6R | MCA020 | ME10WR | MEA010 | MEA011 | MEA030 | MEA031 | MEA040 | MEA041 | MEA061 | MEA071 | MEA121 | MEC012 | MED030 | MED031 | MED032 | MED034 | MED041 | MED042 | MED074 | ME10AZR | ME12AZR | M2T10171 | M2T10271 | M2T15772 | M3T10071 | M3T10072 | M3T10171 | M3T10271 | M3T10272 | M3T10371 | M3T10372 | M3T10572 | M3T10672 | M3T11172 | M3T11173 | M3T11174 | M3T11175 | M3T11272 | M3T11372 | M3T11373 | M3T11772 | M3T12372 | M3T12572 | M3T12672 | M3T13071 | M3T13072 | M3T15072 | M3T15073 | M3T15074 | M3T15075 | M3T15171 | M3T15271 | M3T15372 | M3T15675 | M3T15772 | M3T15872 | M3T15972 | M3T19171 | M3T19271 | M3T19471 | M4T14674 | M4T14372 | M4T14572 | M4T14672 | M4T14673 | M4T14674 | M4T14771 | M4T14872 | M4T141672 | MD001550 | MD001552 | MD001553 | MD003550 | MD003551 | MD011550 | MD011553 | MD021665 | MD021666 | MD021670 | MD021672 | MD021676 | MD021679 | MD021686 | MED10AZR | M3T11173Q - Nissan: 2330078511

EQUIVALENTE / Equivalent

Facet: 10127 - Lester: 16210 | 16500 | 16519 | 16520 | 16522 | 16524 | 16571 | 16588 | 16720 | 16742 | 18097 - Lucas Indiel: 223201 - Mazda: 022224722 | 175723709
Mitsubishi: K300 | K320 | MD02052 | MD600679 | MD602052 | MD602678 | MD602679 | MD6020599 | M191T30171 | M191T30971 | M191T30972 | M191T30973 | M191T33071 | M191T602052 | M191T602059 - Nissan: 23312E3010 - Ww: 10127

0150

IMPULSOR DE PARTIDA DO MOTOR DE ARRANQUE
STARTER DRIVE / IMPULSOR DE PARTIDA

FOTO / Photo pg. 221

APLICAÇÃO / Application / Aplicación

Massey Ferguson: Especial/Special - New Holland: Especial/Special | Trator - Perkins: Estacionários | Industriais | Tratores

MOTOR

Italacciai: 26273E - Lucas Indiel: 26246M | 26290B | 26304D | 26323A | 26427A | 26273E/F | 26273H/M | 26274E/F | 26274H/N | 26294D/E | 26294F/Q | 26295D/Q | 26343A/K | 26344A/F | 26345A/J | 26351A/H | 26357A/E | 26358A/H | 26365A/F | 26366A/F | 26369A/J | 26374A/F | 26376A/L | 26378A/H | 26393A/F | 26403A/D | 26404A/D | 26408A/E | 26409A/E | 26410A/B | 26411A/B | 26414A/E | 26436A/B | 26246MM50 | 26323AM50 | 26427AM50 | 26404ADM50

EQUIVALENTE / Equivalent

Italacciai: SD198 - Lester: 16670 | 17071 | 17072 | 17649 | 17650 | 17651 | 17652 - Lucas: TMB100 | 54244938 | 54246285 | 54246654 | 60600066 - Lucas Indiel: 223205

0153

IMPULSOR DE PARTIDA DO MOTOR DE ARRANQUE
STARTER DRIVE / IMPULSOR DE PARTIDA

FOTO / Photo pg. 221

APLICAÇÃO / Application / Aplicación

Yanmar: Motor AE1 09/1977... | Motor AE2 09/1977...

MOTOR

Bosch: 0001359086 | 9000083037 | 9000083057 | 9000143114 | 9000143115

EQUIVALENTE / Equivalent

Bosch: 2006209445

0155

IMPULSOR DE PARTIDA DO MOTOR DE ARRANQUE
STARTER DRIVE / IMPULSOR DE PARTIDA

FOTO / Photo pg. 221

APLICAÇÃO / Application / Aplicación

Ford: Trator 2000 | Trator 3000 | Trator 8000 73 - Perkins: Estacionários | Industriais | Tratores

MOTOR

Lucas Indiel: 27510 | 27573 | 27574 | 26236L | 26248M | 26256H | 26260E | 26285F | 26288F | 26412A | 26413A | 26422A | 27245A | 27403A | 27407A | 27408A | 27414A | 27435A | 27439A | 27446A | 27459A | 27469A | 27513A | 27568A | 27583D | 26238M/Q | 26259L/N | 26264H/K | 26271F/J | 26279F/K | 26281F/J | 26283H/K | 26310E/F | 26321D/F | 26347A/B | 26364A/F | 26370B/E | 26375A/D | 26387A/E | 26391A/B | 27409A/D | 27411A/B | 27415A/D | 27417A/D | 27420A/B | 27424A/B | 27426A/F | 27427A/E | 27429A/B | 27432A/E | 27433A/D | 27461A/B | 27464A/B | 27468A/B | 27470A/B | 27474A/B | 27502A/D | 27503A/D | 27514A/B | 27515A/E | 27518A/E | 27519A/D | 27522A/D | 27523A/D | 27524A/B | 27525A/B | 27526A/D | 27527A/B | 27532A/D | 27536A/D | 27537A/B | 27538A/D | 27539A/F | 27540A/H | 27541A/D | 27550A/B | 27559A/E | 27565B/D | 27570A/B | 27571A/B | 27572A/B | 26287F/J

EQUIVALENTE / Equivalent

Bosch: 1987BE0024 - Cargo: 130452 - Italacciai: SD303 - Lester: 16606 | 16660 | 16670 | 17072 | 17639 | 17640 | 17641 | 17644 | 17645 | 17649 | 17651 | 17652 | 17653 - Lucas: TMB120 | TNB108 | TNB165 | 54247034 | 54247036 | 54268141 | 54294922 | 60600024 - Lucas Indiel: 228141

0158

IMPULSOR DE PARTIDA DO MOTOR DE ARRANQUE
STARTER DRIVE / IMPULSOR DE PARTIDA

FOTO / Photo pg. 221

APLICAÇÃO / Application / Aplicación

Peugeot: 404 | 504 | 505

0158

IMPULSOR DE PARTIDA DO MOTOR DE ARRANQUE
STARTER DRIVE / IMPULSOR DE PARTIDA

FOTO / Photo pg. 221

MOTOR

Lucas Indiel: 583514243

EQUIVALENTE / Equivalent

Bosch: 1987BE0025 - Lucas Indiel: 227327 | 58351424

0160

IMPULSOR DE PARTIDA DO MOTOR DE ARRANQUE
STARTER DRIVE / IMPULSOR DE PARTIDA

FOTO / Photo pg. 221

APLICAÇÃO / Application / Aplicación

Ford: F100 1977... | Fairlane 77 | Falcon - Peugeot: Peugeot com motor indenor XD4. 88

MOTOR

Lucas Indiel: 35255556 | 35255999

EQUIVALENTE / Equivalent

Bosch: 1987BE0026 - Lucas Indiel: 227331 | 35257331 | 4A504187

0161

IMPULSOR DE PARTIDA DO MOTOR DE ARRANQUE
STARTER DRIVE / IMPULSOR DE PARTIDA

FOTO / Photo pg. 221

APLICAÇÃO / Application / Aplicación

Ford: Falcon 1963...1977 - General Motors/Chevrolet: Pick Up 400 | Pick Up C10 1963...1978 - Opel: K 180

EQUIVALENTE / Equivalent

Bosch: 1987BE0027 - Lucas Indiel: 227332 | 4A54440 | 35257332

0162

IMPULSOR DE PARTIDA DO MOTOR DE ARRANQUE
STARTER DRIVE / IMPULSOR DE PARTIDA

FOTO / Photo pg. 221

APLICAÇÃO / Application / Aplicación

Ford: F100 | F1000 gasolina 6 cil 1995 | F150 | F250 | F350 | F400 | F600 | Fairlane | Falcon | Ranchero

MOTOR

Lucas Indiel: 35258000

EQUIVALENTE / Equivalent

Bosch: 1987BE0028 - Lucas Indiel: 228131 | 35257090 | 35257340 | 35258131

0163

IMPULSOR DE PARTIDA DO MOTOR DE ARRANQUE
STARTER DRIVE / IMPULSOR DE PARTIDA

FOTO / Photo pg. 221

APLICAÇÃO / Application / Aplicación

Agrale: Caminhão TX1100 M790 | Motor Estacionário M70 08/1977... | Motor Estacionário M790 08/1977... | Motor Estacionário M80 08/1977... | Motor Estacionário M85 08/1977... | Motor Estacionário M90 08/1977... | Motor Estacionário M93ID 08/1977... | Trator 4100 08/1977... | Trator 416 08/1977... | Trator 420 08/1977...

MOTOR

Bosch: 9000082028

EQUIVALENTE / Equivalent

Bosch: 9001082401 - Lucas: TMB401

0182

IMPULSOR DE PARTIDA DO MOTOR DE ARRANQUE
STARTER DRIVE / IMPULSOR DE PARTIDA

FOTO / Photo pg. 221

APLICAÇÃO / Application / Aplicación

Massey Ferguson: Colheiteadeira MF | Trator MF - TCM Equipment Ag: Série 42MT 24V com motor Detroit

MOTOR

Ford: C8TF11000B | C8TZ11002A | E0HZ11002A | E0HT11000AA | E0HT11000AB - Remy: 1113852 | 1113871 | 1113873 | 1113940 | 1113941 | 1113985 | 1113988 | 1114052 | 1114077 | 1114094 | 1114101 | 1114146 | 1114154 | 1114168

EQUIVALENTE / Equivalent

Facet: 10583 | 480417 - Ford: C8TZ11350A | C8WF11350A - Lester: 3758 | 3798 | 3945 | 3979 | 6257 | 6381 | 6500 | 6515 | 6547 | 6681 - Lucas Indiel: 223211 - Remy: 0800069 | 0800071 | 1893562 | 1894214 | 1894216 | 1947920 | 1950586 | 1971167 - Ww: 480417

0183

IMPULSOR DE PARTIDA DO MOTOR DE ARRANQUE
STARTER DRIVE / IMPULSOR DE PARTIDA

FOTO / Photo pg. 221

APLICAÇÃO / Application / Aplicación

Fiat: 128 com motor 1100 e 1300 - Renault: 4, 6 e 12 com motor 1100

0183

IMPULSOR DE PARTIDA DO MOTOR DE ARRANQUE
STARTER DRIVE / IMPULSOR DE PARTIDA

FOTO / Photo pg. 221

MOTOR

Ducellier: 6128A | 6144A

EQUIVALENTE / Equivalent

Bosch: 1987BE0005 - Ducellier: 079692 - Lester: 16466 - Lucas Indiel: 227326 | 1018679

0184

IMPULSOR DE PARTIDA DO MOTOR DE ARRANQUE
STARTER DRIVE / IMPULSOR DE PARTIDA

FOTO / Photo pg. 221

APLICAÇÃO / Application / Aplicación

Daihatsu: Charmant 1.3, 1.4, 1.6 | Delta - Toyota: Carina 1.4, 1.6 | Celica 1.4, 1.6 | Copain 1.0 | Corolla 1.2, 1.3, 1.4, 1.6 | Corona 1.4, 1.6 | Lite Ace | Pick Up | Sprinter | Starlet 1.0, 1.2

MOTOR

Ford: SAE674A | D27Z11002A | D2TZ11002A | D37Z11002A | D2TZ110002A - Italcacciai: 28002150 - Mazda: 57818400 - Mitsubishi: MD011550 - Nippondenso: 280000430 | 280001730 | 280001940 | 280001970 | 280001971 | 280001972 | 280001973 | 280002140 | 280002141 | 280002150 | 280002151 | 280002240 | 280002241 | 280002660 | 280002661 | 280002890 | 280002930 | 280002931 | 280002932 | 280002933 | 280003000 | 280003240 | 280003241 | 280003320 | 280003330 | 280003331 | 280003332 | 280003500 | 280003800 | 280003830 | 280003841 | 280003900 | 280003901 | 280004030 | 280004031 | 280004032 | 280004040 | 280004041 | 280004042 | 280004050 | 280004090 | 280004180 | 280004500 | 280004520 | 280004530 | 280004600 | 280004601 | 280004630 | 280004650 | 280004660 | 280004680 | 280004690 | 280004691 | 280004700 | 280004710 | 280005070 | 280005071 | 280005280 | 280006220 | 280006790 | 280009690 - Suzuki: 3110063210 - Toyota: 281002470 | 2810010012 | 2810010013 | 2810012030 | 2810012040 | 2810015050 | 2810015140 | 2810021030 | 2810022010 | 2810022011 | 2810022012 | 2810022020 | 2810022021 | 2810022022 | 2810023010 | 2810023012 | 2810024012 | 2810024020 | 2810024022 | 2810024030 | 2810024031 | 2810024060 | 2810024061 | 2810024070 | 2810024080 | 2810024090 | 2810024100 | 2810024680 | 2810025010 | 2810025011 | 2810025012 | 2810026020 | 2810026021 | 2810026022 | 2810032021 | 2810040040 | 2810040050 | 2810041010 | 2810041011 | 2810060010 | 2810087104 | 28100240012 | 28100240060

EQUIVALENTE / Equivalent

Ford: SDE198 | D27Z11350A | D37Z11350A - Italcacciai: SD152 - Lester: 16215 | 16218 | 16230 | 16242 | 16245 | 16260 | 16261 | 16633 | 16637 | 16646 - Lucas Indiel: 223464 - Mazda: 029024830 - Mitsubishi: MD604047 | MD604048 | MD604080 - Nippondenso: 0283000851 | 0283001020 | 0283001540 | 0283001542 - Suzuki: 3132063210 - Toyota: 2801122010 | 2801122020 | 2801122022 | 2801123020 | 2801124020 | 2801124060 | 2801124080 | 2801126020 | 2801133033 | 2801140041 | 2801146010 | 2801187102 - Ww: 10121 | 10501 | 10504

0186

IMPULSOR DE PARTIDA DO MOTOR DE ARRANQUE
STARTER DRIVE / IMPULSOR DE PARTIDA

FOTO / Photo pg. 222

APLICAÇÃO / Application / Aplicación

Hyster: Empilhadeira com motor Perkins 4203 | Empilhadeira com motor Perkins 4236 | Empilhadeira com motor Perkins GM2500 4C | Empilhadeira com motor Perkins GM4100 6 cil - Perkins: Estacionários | Industriais | Tratores

MOTOR

Bosch: 9000453007 | 9000453008 | 9000453044 | 9000453045 - Wapsa: MPB47 | MPB48

EQUIVALENTE / Equivalent

Bosch: 9001453344 - Lucas: TWB245 - Wapsa: 224045

0188

IMPULSOR DE PARTIDA DO MOTOR DE ARRANQUE
STARTER DRIVE / IMPULSOR DE PARTIDA

FOTO / Photo pg. 222

APLICAÇÃO / Application / Aplicación

TCM Equipment Ag: Série 42MT 24V Allis Chalmer

MOTOR

Autolite Prestolite: MES6102K | MFJ6301D | MFJ6306C | MES6103LUT | MFY6104CUT - Bosch: 0001370002 | 0001420002 | 0001420006 | 0001420007 | 0001420008 | 0001420010 | 0001420011 | 0001420026 | 0001420027 | 0001421007 | 0001421009 | 0001421010 - Leece Neville: 7082MA | 7086MA | 7086MB | 7120MA | 7186MB | M0017232MA | M0017234MA | M0017274MA - Remy: 1103809 | 1108894 | 1108895 | 1109234 | 1109237 | 1109248 | 1109762 | 1109767 | 1109823 | 1109874 | 1109891 | 1113606 | 1113612 | 1113619 | 1113730 | 1113731 | 1113736 | 1113741 | 1113747 | 1113751 | 1113772 | 1113773 | 1113781 | 1113782 | 1113785 | 1113805 | 1113809 | 1113815 | 1113885 | 1114041

EQUIVALENTE / Equivalent

Butec: 850629 | 852760 | 852959 - Facet: 480115 | 480320 - Lester: 3053 | 3056 | 3057 | 3058 | 3060 | 3061 | 3777 | 3846 | 3976 | 4749 | 4984 | 5311 | 6209 | 18022 | 18038 - Lifan: 101BMP2991 - Lucas Indiel: 223212 - Prestolite: PD8A - Remy: 1909514 | 1918079 | 1920669 | 1932031 | 1948764 | 1964300 | 1964302 | 1985129 - Utms: DV202749 - Ww: 480115

0189

IMPULSOR DE PARTIDA DO MOTOR DE ARRANQUE
STARTER DRIVE / IMPULSOR DE PARTIDA

FOTO / Photo pg. 222

APLICAÇÃO / Application / Aplicación

Alfa Romeo: Especial/Special - Citroën: Especial/Special - Peugeot: Especial/Special - Renault: Especial/Special

0189

IMPULSOR DE PARTIDA DO MOTOR DE ARRANQUE
STARTER DRIVE / IMPULSOR DE PARTIDA

FOTO / Photo pg. 222

MOTOR

Ducellier: 6189 | 6190 | 6212 | 6216 | 6220 | 6226 | 6237 | 6238 | 6242 | 6246 | 6247 | 6222A | 6226A | 6240A | 6242A | 532005 | 532007 | 532020 | 532026 | 533000 | 533002 | 533003 | 533004 | 534003 | 534004 | 534005 | 534007 | 6190AB | 6212AB | 6220AB | 6237AB | 6238AB | 6246AB | 6247AB | 532005A | 532007A | 533000A | 533002A | 534002A | 534003A | 583008A | 618090B | 618565A | 618795A | 6216ABC | 534004AB | 534005AB | 618078AB | 618358AB | 618482AB | 618484AB | 618077DEF | 618091ABC | 6189ABCDEF - Italacciai: 006237A - Paris Rhone: D8E83 | D8RA114

EQUIVALENTE / Equivalent

Bendix: 299033 | 299955 | 310629 | 313910 | 324565 | 325228 - Ducellier: 605028 | 605055 | 612355 - Fiat: 9937711 - Italacciai: SD117 - Lester: 16462 | 16484
Lucas: TMB211 - Lucas Indiel: 223467 - Paris Rhone: 078862 | 092079 | 093297 | 096118 - Valeo: NE180 | NE319 | 612355

0191

IMPULSOR DE PARTIDA DO MOTOR DE ARRANQUE
STARTER DRIVE / IMPULSOR DE PARTIDA

FOTO / Photo pg. 222

APLICAÇÃO / Application / Aplicación

Volkswagen: Karmann Ghia 1968...1972 | Kombi 1.2, 1.3, 1.5 1968...1972 | Pick Up 1.2, 1.3, 1.5 1968...1972 | Sedan 1.2, 1.3, 1.5 1968...1972 | SP1 1968...1972 | SP2 1968...1972 | TC1600 1968...1972 | TL1600 1968...1972 | Variant 1968...1972

MOTOR

Bosch: 9000082003

EQUIVALENTE / Equivalent

Bosch: 9001082128 | 9001082422 - Lucas: TMB486 - Lucas Indiel: 221486

0192

IMPULSOR DE PARTIDA DO MOTOR DE ARRANQUE
STARTER DRIVE / IMPULSOR DE PARTIDA

FOTO / Photo pg. 222

APLICAÇÃO / Application / Aplicación

Volkswagen: Brasília 1968...04/1981 | Karmann Ghia 1968... | Kombi 1.2, 1.3, 1.5 1968...04/1981 | Pick Up 1.2, 1.3, 1.5 1968...04/1981 | Sedan 1.2, 1.3, 1.5 1968...04/1981 | SP1 1968... | SP2 1968... | SP2 1968...04/1981 | TC1600 1968... | TL1600 1968... | Variant 1968...

MOTOR

Wapsa: MWV12 | MWV12F

EQUIVALENTE / Equivalent

Bosch: 1987BE0123 | 9001451292 - Lucas: TMB487 - Lucas Indiel: 221487 - Volkswagen: 1119113354 - Wapsa: 224012

0193

IMPULSOR DE PARTIDA DO MOTOR DE ARRANQUE
STARTER DRIVE / IMPULSOR DE PARTIDA

FOTO / Photo pg. 222

APLICAÇÃO / Application / Aplicación

Yale: Empilhadeira 51CP Ford 6 cil | Empilhadeira 51P Ford 6 cil | Empilhadeira 83A Gm 6 cil

MOTOR

Wapsa: MPE1 | MPB25 | MPB27

EQUIVALENTE / Equivalent

Bosch: 9001453387 - Wapsa: 224011

0198

IMPULSOR DE PARTIDA DO MOTOR DE ARRANQUE
STARTER DRIVE / IMPULSOR DE PARTIDA

FOTO / Photo pg. 222

APLICAÇÃO / Application / Aplicación

Clark: Empilhadeira

0205

IMPULSOR DE PARTIDA DO MOTOR DE ARRANQUE
STARTER DRIVE / IMPULSOR DE PARTIDA

FOTO / Photo pg. 222

APLICAÇÃO / Application / Aplicación

Ford: Falcon | Mustang II L4 2.0L 1989cc 122cid 1974 | Mustang II L4 2.0L 1993cc 122cid 1974 | Mustang II L4 2.3L 140cid 1974...1977 | Mustang II L4 2.3L 2295cc 140cid 1974 | Mustang II L4 2.3L 2302cc 140cid 1974 | Pinto L4 1.6L 1598cc 98cid 1971...1973 | Pinto L4 1.6L 1599cc 98cid 1971...1973 | Pinto L4 2.0L 1989cc 122cid 1971...1974 | Pinto L4 2.0L 1993cc 122cid 1971...1974 | Pinto L4 2.3L 140cid 1974...1977 | Pinto L4 2.3L 2295cc 140cid 1974 | Pinto L4 2.3L 2302cc 140cid 1974 - Mercury: Bobcat L4 2.3L 140cid 1975...1977 - Versatile: 330 1970...1978

MOTOR

Ford: C4DZ11001A | C4DZ11001B | D0DF11001A | D1FF11001A | D1FF11001AA

EQUIVALENTE / Equivalent

Chrysler: FO1903 | FO1910 - Ford: C2DF11350C | C4DF11350A | C4DZ11350A | C4DZ11350B | C4ZZ11350B | C8DF11350B | C8DF11350G | C8OF11350A | D1RY11350B | D1RY11350C | D2RY11350B | D4RY11350A | D6PZ11350A | D6EF11350AA | D6EF11350BA | D6GF11350AA | D6GF11350BA - Lester: 3148 - Remy: F2003 | 1972286

0213

IMPULSOR DE PARTIDA DO MOTOR DE ARRANQUE
STARTER DRIVE / IMPULSOR DE PARTIDA

FOTO / Photo pg. 222

APLICAÇÃO / Application / Aplicación

Fiat: 124 Special 1.4 e 0.6 | 125 Special | 130 | 131 1.6 e 1.8 | 132 1.6, 1.8 e 0.2 | Abarth Rally | Brava | Campagnola 1107 A | Campagnola AD | Campagnola JD | Dino | Racing | Special 1.6 | Sport Coupe | Sport Spider | Super Brava | Super Mirafiori Biald 1.3, 1.6, 1.8 - Lada: 2104 | Lada 1200 | Lada 1500 | Laika | Niva | Niva Vaz 2121 - Lancia: Beta | HPE | Trevi - Seat: 124 1.8 | 131 1.6 | 131E | 132 | 1430 1.6, 1.8

MOTOR

CBT: 21013708000 - Femsa: MTD129 | MTD1214 | MTD1219 | MTD12H8 | MTD12P6 | MTD12V9 - Fiat: 4156064 | 4162784 | 4206634 | 4285916 | 4294494 | 4294495 | 4474599 | 4474714 | 4474746 | 4474747 | 4474762 | 4474976 | 4474979 | 4475025 | 4475130 - Italcia: MTD1209 - Magneti Marelli: 36222700 | 63222400 | 63222405 | 63222408 | 63222409 | 63222430 | 63222435 | 63222438 | 63222439 | 63222501 | 63222502 | 63222531 | 63222532 | 63222536 | 63222602 | 63222605 | 63222632 | 63222635 | 63222636 | 63222700 | 63222701 | 63222706 | 63222730 | 63222731 | 63222736 - Porsche: 21013708000 | CT2213708000

EQUIVALENTE / Equivalent

Bosch: 9001133219 - CBT: 210137086200 | CT2213708600 - Femsa: 1706110 - Fiat: 4154293 | 4243124 | 4475122 - Garef: 1470824 - Italcia: SD108 - Lada: 21013798620 | 210103708620 | CT2213708600 - Lester: 16257 - Lucas: TMB620 - Lucas Indiel: 221601 - Porsche: 21013708620 | CT2213708600

0215

IMPULSOR DE PARTIDA DO MOTOR DE ARRANQUE
STARTER DRIVE / IMPULSOR DE PARTIDA

FOTO / Photo pg. 222

APLICAÇÃO / Application / Aplicación

Peugeot: 504 Diesel | 505 Diesel | Pick Up 504 com motor Indenor XD-2S | Pick Up 504 com motor Indenor XD-6.90 | Pick Up 504 com motor Indenor XD-4.90

MOTOR

Italcia: D11E159 - Paris Rhone: D11E159 | D11E165

EQUIVALENTE / Equivalent

Italcia: SD400 - Lucas Indiel: 223481 - Paris Rhone: 95990

0216

IMPULSOR DE PARTIDA DO MOTOR DE ARRANQUE
STARTER DRIVE / IMPULSOR DE PARTIDA

FOTO / Photo pg. 222

APLICAÇÃO / Application / Aplicación

Peugeot: 504 D | 505 D | 604 TD | J7 D | J9 D - Renault Agri: R 7221 - Volvo: Motor Estacionário com motor Indenor XDP 4.90 e 6.90 | Motor Marine com motor Indenor XDP 4.90 e 6.90

MOTOR

Italcia: D11E156 - Paris Rhone: D11E156

EQUIVALENTE / Equivalent

Italcia: SD813 - Lester: 16715 - Lucas Indiel: 223482 - Paris Rhone: 95956

0217

IMPULSOR DE PARTIDA DO MOTOR DE ARRANQUE
STARTER DRIVE / IMPULSOR DE PARTIDA

FOTO / Photo pg. 222

APLICAÇÃO / Application / Aplicación

Peugeot: 403 Diesel | 404 Diesel | 504 Diesel - Renault: Trator R7201 | Trator R85 | Trator R87

MOTOR

Italcia: D11E079 - Paris Rhone: D11E79 | D11E105 | D11E109 | D11E110 | D11E115 | D11E142 | D11E143

EQUIVALENTE / Equivalent

Bendix: 333418 - Italcia: SD192 - Paris Rhone: 55105 | 70672 - Valeo: NE156

0220

IMPULSOR DE PARTIDA DO MOTOR DE ARRANQUE
STARTER DRIVE / IMPULSOR DE PARTIDA

FOTO / Photo pg. 222

APLICAÇÃO / Application / Aplicación

Ford: Capri 1.3 e 1.6 | Escort 1.1 e 1.3 | Taunus 1.3 e 1.6

MOTOR

Bosch: 0001208049 | 0001211206 | 0001211989

EQUIVALENTE / Equivalent

Bosch: 1006209437 | 2006209321 - Italcia: SD447 - Lester: 16405

0221

IMPULSOR DE PARTIDA DO MOTOR DE ARRANQUE
STARTER DRIVE / IMPULSOR DE PARTIDA

FOTO / Photo pg. 222

APLICAÇÃO / Application / Aplicación

Mercedes Benz: 220 L4 2.2L 2197cc 134cid gasolina 1968...1973 | 220 L4 2.2L 2197cc gasolina 1968...1973 | 220D L4 2.2L 2197cc gasolina 1968...1973 | 230 L4 2.3L 2307cc gasolina 1974...1978 | 230 L6 2.3L 2306cc 141cid gasolina 1968...1969 | 230S L6 2.3L 2306cc 141cid gasolina 1968...1969 | 230SL L6 2.3L 2306cc 141cid gasolina 1963...1967 | 250 L6 2.5L 2496cc 152cid gasolina 1968...1970 | 250 L6 2.8L 2778cc 169cid gasolina 1971...1973 | 250 L6 2.8L 2778cc gasolina 1971...1972 | 250C L6 2.8L 2778cc 169cid gasolina 1969...1973 | 250C L6 2.8L 2778cc gasolina 1970...1972 | 250S L6 2.5L 2496cc 152cid gasolina 1966...1968 | 250SE L6 2.5L 2496cc 152cid gasolina 1966...1968 | 250SEC L6 2.5L 2496cc 152cid gasolina 1966...1968 | 250SL L6 2.5L 2496cc 152cid gasolina 1966...1968 | 280 L6 2.8L 2746cc gasolina 1973...1976 | 280C L6 2.8L 2746cc gasolina 1973...1976 | 280CE L6 2.8L 2746cc gasolina 1978...1980 | 280CE L6 2.8L 2778cc gasolina 1981 | 280E L6 2.8L 2746cc gasolina 1977...1980 | 280E L6 2.8L 2778cc gasolina 1981 | 280S L6 2.8L 2746cc gasolina 1975...1976 | 280S L6 2.8L 2778cc gasolina 1969...1971 | 280SE L6 2.8L 2746cc gasolina 1977...1980 | 280SE L6 2.8L 2778cc gasolina 1969...1972 | 280SE V8 3.5L 3504cc gasolina 1970 | 280SE V8 4.5L 4520cc gasolina 1972...1973 | 280SEC L6 2.8L 2778cc 169cid gasolina 1969...1970 | 280SEL L6 2.8L 2778cc 169cid gasolina 1969...1971 | 280SEL L6 2.8L 2778cc gasolina 1969...1971 | 280SEL V8 4.5L 4520cc 276cid gasolina 1972...1973 | 280SEL V8 4.5L 4520cc gasolina 1972...1973 | 280SL L6 2.8L 2778cc 169cid gasolina 1969...1971 | 280SL L6 2.8L 2778cc gasolina 1969...1971 | 280SL V8 4.5L 4520cc 276cid gasolina 1965 | 300SEL L6 2.8L 2778cc gasolina 1968...1969 | 300SEL L6 3.0L 183cid gasolina 1963...1967 | 300SEL L6 3.0L 2996cc 183cid gasolina 1963 | 300SEL L6 3.0L 2996cc 183cid gasolina 1965 | 300SEL V8 3.5L 3504cc gasolina 1970...1971 | 300SEL V8 4.5L 4520cc gasolina 1972...1973 | 350SL V8 4.5L 4520cc 276cid gasolina 1972 | 350SL V8 4.5L 4520cc gasolina 1972 | 380SE V8 3.8L 3839cc gasolina 1984...1985 | 380SEC V8 3.8L 3839cc gasolina 1982...1983 | 380SEL V8 3.8L 3839cc gasolina 1981...1983 | 380SL V8 3.8L 3839cc gasolina 1981...1985 | 380SLC V8 3.8L 3839cc gasolina 1981 | 420SEL V8 4.2L 4196cc gasolina 1986...1987 | 450SE V8 4.5L 4520cc gasolina 1973/1974...1976 | 450SEL V8 4.5L 4520cc gasolina 1973/1974...1976 | 450SL V8 4.5L 4520cc gasolina 1973/1974...1976 | 450SLC V8 4.5L 4520cc gasolina 1973/1974...1976 | 500SEC V8 5.0L 4973cc gasolina 1984...1985 | 500SEL V8 5.0L 4973cc gasolina 1984...1985 | 560SEC V8 5.6L 5547cc gasolina 1986...1987 | 560SEL V8 5.6L 5547cc gasolina 1986...1987

MOTOR

Bosch: 0001313003 | 0001313004 | 0001313005 | 0001313006 | 0001313007 | 0001314002 | 0001314005

EQUIVALENTE / Equivalent

Bosch: 1006209402 | 2006209273 - Italcacciai: SD469 - Lester: 16299 | 16543 - Lucas: TMB404 - Mercedes Benz: 0001515813

0222

IMPULSOR DE PARTIDA DO MOTOR DE ARRANQUE
STARTER DRIVE / IMPULSOR DE PARTIDA

FOTO / Photo pg. 222

APLICAÇÃO / Application / Aplicación

Ford: Capri 1.3, 1.6, 2.0 | Escort 1.1, 1.3, 1.6 | Escort RS 1600 | Escort RS 2000 | Fiesta 1.1, 1.3, 1.6 | Fiesta XR2 | Granada | Taunus 1.3, 1.6, 2.0

MOTOR

Bosch: 0001208220 | 0001208223 | 0001208232 | 0001208409 | 0001208423 | 0001211227 | 0001211228 | 0001211239 | 0001311113

EQUIVALENTE / Equivalent

Bosch: 1006209429 - Italcacciai: SD137 - Lester: 16405 | 16530 | 16595 - Lucas Indiel: 223486

0223

IMPULSOR DE PARTIDA DO MOTOR DE ARRANQUE
STARTER DRIVE / IMPULSOR DE PARTIDA

FOTO / Photo pg. 222

APLICAÇÃO / Application / Aplicación

Alfa Romeo: 2600TT - BMW: 1500 | 1502 | 1600 | 1602 | 1800 | 1800TI | 1802 | 2000 | 2002 | 2002 Turbo | 2500 | 2800 | 3000 | 316 | 318 | 320 | 320I | 3300 | 518 | 520 | 520I | 525 | 528 | 528I | 728 - Ford: Transit 100 | Transit 1250 | Transit 1500 | Transit 800 - Kawasaki: 33 | 34 - KHD: D25 | D2505 | D30 | D30 S | D3005 | F2L712 | F2L812 - Mercedes Benz: L206 | L207 | L306 | L307 - Porsche: 33.1 | 616

MOTOR

Bosch: 0001207003 | 0001207006 | 0001207012 | 0001207014 | 0001207015 | 0001208004 | 0001208006 | 0001208007 | 0001208032 | 0001209001 | 0001209006 | 0001209014 | 0001211020 | 0001214001 | 0001310005 | 0001310010 | 0001310013 | 0001311007 | 0001311016 | 0001311025 | 0001311045

EQUIVALENTE / Equivalent

Bosch: 1006209030 | 1006209032 | 1006209039 | 1006209049 | 1006209056 | 1006209071 | 1006209105 | 1006209110 | 1006209140 | 2006208013 | 9003336212
Italcacciai: SD306 - Lester: 16320 | 16334 | 16336 | 16344 | 16356 | 16362 | 16442 | 16687 | 17414 - Lucas Indiel: 223320

0224

IMPULSOR DE PARTIDA DO MOTOR DE ARRANQUE
STARTER DRIVE / IMPULSOR DE PARTIDA

FOTO / Photo pg. 223

APLICAÇÃO / Application / Aplicación

Harvester: D 430 | D 432 | D 439

MOTOR

Bosch: 0001354026 | 0001354032

EQUIVALENTE / Equivalent

Bosch: 2006208014 | 2006209031 | 2006209185 | 2006209901 - Italcacciai: SD015

0225

IMPULSOR DE PARTIDA DO MOTOR DE ARRANQUE
STARTER DRIVE / IMPULSOR DE PARTIDA

FOTO / Photo pg. 223

APLICAÇÃO / Application / Aplicación

Alfa Romeo: Alfetta 2.0 turbo diesel - KHD: F1L410 | F2L410 | F2L411 | F3L912 | FHL912 - Lamborghini: 503DT | 603DT | R503 | R603

0225

IMPULSOR DE PARTIDA DO MOTOR DE ARRANQUE
STARTER DRIVE / IMPULSOR DE PARTIDA

FOTO / Photo pg. 223

MOTOR

Bosch: 0001358017 | 0001358038 | 0001358046 | 0001358047

EQUIVALENTE / Equivalent

Bosch: 2006209071 | 2006209366 | 2006209386 | 2006209916 - Fiat: 8122123 - Italcacciai: SD013 - Lester: 17074 | 17112

0226

IMPULSOR DE PARTIDA DO MOTOR DE ARRANQUE
STARTER DRIVE / IMPULSOR DE PARTIDA

FOTO / Photo pg. 223

APLICAÇÃO / Application / Aplicación

Atlas Copco: Especial/Special - KHD: D4005 | D4505 | D5005 | D5505 | F3L812 | F4L812 - Lamborghini: 7R | 7R DT | R355 DT

MOTOR

Bosch: 0001354010 | 0001358018 | 0001358020 | 0001358027 | 0001358033

EQUIVALENTE / Equivalent

Bosch: 2006209013 | 2006209072 | 2006209073 | 2006209388 | 2006209917 - Italcacciai: SD038

0227

IMPULSOR DE PARTIDA DO MOTOR DE ARRANQUE
STARTER DRIVE / IMPULSOR DE PARTIDA

FOTO / Photo pg. 223

APLICAÇÃO / Application / Aplicación

Mercedes Benz: 220B | 220SB | 220SEB - Volvo: 100100 | 100200 | 121 | 122 | 123 | 144 | 210 | 221 | AQ90 | AQ95 | C303 | C304 | C306 | P1800S

MOTOR

Bosch: 0001203016 | 0001305016 | 0001308006 | 0001354010 | 0001354029 | 0001354034 | 0001354036 | 0001354040 | 0001354046 | 0001354049 | 0001354065 | 0001355004

EQUIVALENTE / Equivalent

Bosch: 2006209021 | 2006209032 | 2006209181 | 2006209902 | 9003336212 - Femsa: 150534 - Italcacciai: SD415

0228

IMPULSOR DE PARTIDA DO MOTOR DE ARRANQUE
STARTER DRIVE / IMPULSOR DE PARTIDA

FOTO / Photo pg. 223

APLICAÇÃO / Application / Aplicación

Audi: 100 5D turbo D 2.0 - Mercedes Benz: 180D 2.5 | 200D | 207D | 209D | 220D | 240D | 240D 3.0 | 240GD | 240TD | 300CD | 300D | 300GD | 300SD | 300TD | 307D | 309D | 407D | 409D | D206 | D306 | DG206 | DG306 | L206 | L306 | L407D | O309D | U52 60 | U600 - Volkswagen: LT28 | LT31 | LT35 | LT40 | LT45 | LT50D - Volvo: 240D5 | 240D6 | 760 turbo diesel

MOTOR

Bosch: 0001362038 | 0001362047 | 0001362069 | 0001362070 | 0001362077 | 0001362078 | 0001362083 | 0001362600 | 0001362601 | 0001362605 | 9000143408 - Iskra: 11130300

EQUIVALENTE / Equivalent

Bosch: 2006209471 | 2006209500 - Cargo: 130414 - Iskra: 16900920 - Italcacciai: SD060 | SD307 - Lester: 16445 | 16949 | 16957 | 16999 - Lucas: TMB471
Lucas Indiel: 223222

0229

IMPULSOR DE PARTIDA DO MOTOR DE ARRANQUE
STARTER DRIVE / IMPULSOR DE PARTIDA

FOTO / Photo pg. 223

APLICAÇÃO / Application / Aplicación

Volkswagen: Kombi | Transporter 1.6, 1.9, 2.0

MOTOR

Bosch: 0001211221 | 0001211222 | 0001211251 | 0001211252 | 0001211253 | 0001211254

EQUIVALENTE / Equivalent

Bosch: 1006209423 | 9001042013 | 9001042032 - Italcacciai: SD453 - Lester: 16401 | 16546 | 16722 | 17066 - Lucas: TMB439

0238

IMPULSOR DE PARTIDA DO MOTOR DE ARRANQUE
STARTER DRIVE / IMPULSOR DE PARTIDA

FOTO / Photo pg. 223

APLICAÇÃO / Application / Aplicación

Ford: Sierra 2.3 | Taunus 2.0 e 2.3

EQUIVALENTE / Equivalent

Bosch: 1987BE0029 - Lucas Indiel: 227339 | 35256777

0243

IMPULSOR DE PARTIDA DO MOTOR DE ARRANQUE
STARTER DRIVE / IMPULSOR DE PARTIDA

FOTO / Photo pg. 223

APLICAÇÃO / Application / Aplicación

General Motors/Chevrolet: Ascona | Blitz | Kadett | Manta | Omega 2.0 | Vectra 2.0 - Opel: Kadett

MOTOR

Remy: 3471141 | 3471143 | 3471144

EQUIVALENTE / Equivalent

Bendix: 344511 - Lester: 16443 - Lucas Indiel: 223223 - Remy: DR2000 | DR2001 | DR2003 | 3471040 | 3471490 | 3471912

0244

IMPULSOR DE PARTIDA DO MOTOR DE ARRANQUE
STARTER DRIVE / IMPULSOR DE PARTIDA

FOTO / Photo pg. 223

APLICAÇÃO / Application / Aplicación

Dacia: ARO - Renault: R12 | R15 | R17 | R5 | R6 | R8 - Volvo: Especial/Special

MOTOR

Ducellier: 6206AB | 532017A | 6183CFG | 6224BCD | 6231ABC | 532000AB | 532001AB | 6203ABCD | 6227ABCD | 6178ABCEF - Italacciai: 006162E

EQUIVALENTE / Equivalent

Bendix: 286942 | 293398 | 294698 | 295883 | 297440 | 303300 | 303710 | 305949 | 307049 | 309008 - Bosch: 1987BE0006 - Ducellier: 6162 | 6187 | 6203 | 6206 | 6224 | 018678 | 019567 | 532000 | 532001 | 532017 | 606416 | 609477 | 611736 | 6227AB | 6227CD | 681380 | 6183CFG | 6231ABD - Italacciai: SD158 - Lester: 16488

Lucas Indiel: 35255553 | 35257326 - Valeo: NE325 | 681380

0245

IMPULSOR DE PARTIDA DO MOTOR DE ARRANQUE
STARTER DRIVE / IMPULSOR DE PARTIDA

FOTO / Photo pg. 223

APLICAÇÃO / Application / Aplicación

Renault: R4 | R5 | R6

MOTOR

Ducellier: 6185ABC | 6219ABC - Italacciai: 006138A

EQUIVALENTE / Equivalent

Bendix: 289862 | 302613 - Ducellier: 60846 | 681378 - Italacciai: SD194 - Lester: 6185 - Lucas Indiel: 223505 - Valeo: NE324

0248

IMPULSOR DE PARTIDA DO MOTOR DE ARRANQUE
STARTER DRIVE / IMPULSOR DE PARTIDA

FOTO / Photo pg. 223

APLICAÇÃO / Application / Aplicación

Renault: R12 | R12 Canada | R18 | R4 | R5 | R5 U.S.A | R6 | Trafic

MOTOR

Italacciai: D8E081 - Paris Rhone: D8E81 | D9E12 | D9E20 | D9E22 | D9E26 | D9E34 | D9E35 | D9E37 | D9E41 | D8E121 | D8E142 | D8E152

EQUIVALENTE / Equivalent

Bendix: 325231 - Italacciai: SD324 - Lester: 16488 | 16597 | 16755 - Lucas Indiel: 223224 - Paris Rhone: 076980 | 093623 | 097062 - Valeo: 097062 | NE184

0285

IMPULSOR DE PARTIDA DO MOTOR DE ARRANQUE
STARTER DRIVE / IMPULSOR DE PARTIDA

FOTO / Photo pg. 223

APLICAÇÃO / Application / Aplicación

Renault: R5 | R6

MOTOR

Paris Rhone: D8E130 | D8E131

EQUIVALENTE / Equivalent

Bendix: 325232 - Italacciai: SD002 - Paris Rhone: 95464 - Renault: 7701019295 - Valeo: 095464 | NE173

0286

IMPULSOR DE PARTIDA DO MOTOR DE ARRANQUE
STARTER DRIVE / IMPULSOR DE PARTIDA

FOTO / Photo pg. 223

APLICAÇÃO / Application / Aplicación

Perkins: V8 540 1983...

MOTOR

Lucas Indiel: 26234K | 26336A/R | 26337A/H | 26349A/H | 26363A/J | 26367A/D | 26382A/B | 26384A/B | 26389A/D | 26398A/H | 26416A/E | 26420A/B | 26421A/B | 26428A/B | 26429A/B | 26433A/B | 26435A/B | 26435AM50 | 26336AFM50 | 26349DHM50

EQUIVALENTE / Equivalent

Italacciai: SD076 - Lester: 16669 | 16984 | 17644 | 17648 | 17654 | 18262 - Lucas: TMB102 | 54243781 | 54246662 | 60600050 - Lucas Indiel: 223226

0287

IMPULSOR DE PARTIDA DO MOTOR DE ARRANQUE
STARTER DRIVE / IMPULSOR DE PARTIDA

FOTO / Photo pg. 223

APLICAÇÃO / Application / Aplicación

Peugeot: 405 | 504 | 505 - Renault: R19 com motor valeo

MOTOR

Paris Rhone: D9E36 | D9E38 | D9E39 | D9E46 | D9E48 | D9E49 | D9E52 | D9E54 | D9E55 | D9E56 | D9E61 | D9E62 | D9E66 | D9E68 | D9E69 | D9E70 | D9E74 | D9E76 | D9E77 | D9E78 | D9E79 | D9E81 | D9E85 | D9E86 | D9E100 | D9E101 | D9E109 | D9E110 | D9E113 | D9E114 | D9E123 | D9E124 | D9E125 | D9E127 | D9E129 | D9E771 | D9E773 - Valeo: D9E123

EQUIVALENTE / Equivalent

Bosch: 1987BE0030 - Fiat: 9405835568 - Italcacciai: SD318 - Lester: 16619 | 16756 | 16797 | 17144 | 17157 - Lucas: TMB263 - Lucas Indiel: 221263 - Paris Rhone: 013610 | 99931 - Valeo: 099931 | NE197 | 184917

0290

IMPULSOR DE PARTIDA DO MOTOR DE ARRANQUE
STARTER DRIVE / IMPULSOR DE PARTIDA

FOTO / Photo pg. 223

APLICAÇÃO / Application / Aplicación

Atlas Copco: PR700 - Iveco: 320-31 - KHD: 290D | 310D | 340D | BF8L513C | DP210 | F10L312 | F10L413 | F12L413 | F8L413 | F8M716 | M270D
Magirus Deutz: 320M | M270D | M310D | M340D

MOTOR

Bosch: 0001510001 | 0001510002 | 0001510008 | 0001510009 | 0001510017 | 0001510021 | 0001510022 | 0001510024 | 0001510030 | 0001510034 | 0001510035 | 0001510040

EQUIVALENTE / Equivalent

Bosch: 2006382062

0291

IMPULSOR DE PARTIDA DO MOTOR DE ARRANQUE
STARTER DRIVE / IMPULSOR DE PARTIDA

FOTO / Photo pg. 223

APLICAÇÃO / Application / Aplicación

Alfa Romeo: 30 | 32 | 35 | 40 AR8 - Fiat: 131D 2.0 e 2.5 | 132D 2.0 e 2.5 | 241TN | 40NC | 465C | 466DT | 480DT | 500 | 500DT | 505 | 505C | 505S | 50F8 | 50NC | 540 | 540DT | 55F8 | 55NC | 565C | 566DT | 570 | 570DT | 580 | 580DT | 60F8 | 616N3 4 | 625N3P | Argenta 2.5 | BI20 25 30 C | BIM20 25 | Campagnola diesel | DI12 15 | DT450 | Marengo D 2.5 | R450 - Fiat Iveco: Ducato 10 2.5D | Ducato 13 2.5D | Furgão Daily

MOTOR

Bosch: 0001362039 | 0001362062 | 0001362073 | 0001362102 | 0001362322 | 0001362323 | 0001363111 | 0001363122

EQUIVALENTE / Equivalent

Bosch: 2006209470 | 2006209483 | 9001451343 | F002G20279 - Fiat: 9936730 | 9937949 | 9956676 | 9983629 | 79026090 - Italcacciai: SD184 - Lucas Indiel: 223227

0292

IMPULSOR DE PARTIDA DO MOTOR DE ARRANQUE
STARTER DRIVE / IMPULSOR DE PARTIDA

FOTO / Photo pg. 224

APLICAÇÃO / Application / Aplicación

General Motors/Chevrolet: Blazer

MOTOR

Chrysler: 4226833 | 4240404 | 4339472 | 4339474 | 5213045 | 5213450 | 5226441 | 5226442

EQUIVALENTE / Equivalent

Bosch: 1006209475 | 1006209477 | 9001042100 - Chrysler: 5213384 - Lester: 16727 | 16974 - Lucas Indiel: 223321

0293

IMPULSOR DE PARTIDA DO MOTOR DE ARRANQUE
STARTER DRIVE / IMPULSOR DE PARTIDA

FOTO / Photo pg. 224

APLICAÇÃO / Application / Aplicación

Ford: 100 1.5 | Belina com motor CHT | Corcel II com motor CHT | Del Rey Scala com motor CHT | Escort 1.3, 1.6 com motor CHT | FT100 | FT125 | FT130 | FT150 | FT175 | FT190 1.7 | FT75 | Pampa todos com motor CHT - Volkswagen: Gol 1.8 a gasolina, álcool | Santana 1.8 a gasolina, álcool | Saveiro 1.8 a gasolina, álcool

MOTOR

Bosch: 9000451001 | 9000451010 | 9000451017 | 9000451024 - Wapsa: MWB23 | MWB25

EQUIVALENTE / Equivalent

Bosch: 9001451249 | 9001451251 - Lucas: TWB251 - Lucas Indiel: 223228 - Volkswagen: BD5M11350A | ZBC911335A - Wapsa: 224051 | 224053

0294

IMPULSOR DE PARTIDA DO MOTOR DE ARRANQUE
STARTER DRIVE / IMPULSOR DE PARTIDA

FOTO / Photo pg. 224

APLICAÇÃO / Application / Aplicación

Puma: Puma GT com motor VW 05/1981... - Volkswagen: Brasília refrigerada a ar 05/1981...06/1981 | Gol refrigerado a ar 05/1981...06/1981 | Kombi refrigerada a ar 05/1981...06/1981 | Saveiro refrigerado a ar 05/1981...06/1982 | Sedan 1.3, 1.5, 1.6 refrigerado a ar 05/1981...06/1983

0294

IMPULSOR DE PARTIDA DO MOTOR DE ARRANQUE
STARTER DRIVE / IMPULSOR DE PARTIDA

FOTO / Photo pg. 224

EQUIVALENTE / Equivalent

Lucas: TWB2520 - Wapsa: 224052

0297

IMPULSOR DE PARTIDA DO MOTOR DE ARRANQUE
STARTER DRIVE / IMPULSOR DE PARTIDA

FOTO / Photo pg. 224

APLICAÇÃO / Application / Aplicación

Peugeot: Especial/Special - Renault: Especial/Special

MOTOR

Femsa: 259177

EQUIVALENTE / Equivalent

Bosch: 1987BE0031 - Femsa: 259177

0300

IMPULSOR DE PARTIDA DO MOTOR DE ARRANQUE
STARTER DRIVE / IMPULSOR DE PARTIDA

FOTO / Photo pg. 224

APLICAÇÃO / Application / Aplicación

BMW: 2500 | 2800 | 3000 | 3300 | 525 | 528 | 530 | 630 | 635 | 663 | 728 | 730 | 732 | 733 | 735 | 745 | M535i

MOTOR

Bosch: 0001311042 | 0001314001

EQUIVALENTE / Equivalent

Bosch: 1006209081 | 1006209444 | 9001693029 - Italcacciai: SD451 - Lester: 16362

0301

IMPULSOR DE PARTIDA DO MOTOR DE ARRANQUE
STARTER DRIVE / IMPULSOR DE PARTIDA

FOTO / Photo pg. 224

APLICAÇÃO / Application / Aplicación

Fiat Iveco: 30.8 | 35.8 | 40.8 | Daily 28.8 | Daily 30.8 | Daily 35.8 | Daily 40.8 | Daily N100 | Daily N110 | Daily N40 | Daily N40.35 | Daily N50 | Daily N55 | Daily N60 | Daily N65

MOTOR

Bosch: 0001358049 | 0001359012 | 0001359014 | 0001359025 | 0001359027 | 0001359043

EQUIVALENTE / Equivalent

Bosch: 2006209341 - Lester: 16560 | 17073 | 17074 | 17076 | 17106 | 17136 | 17184 | 17228 | 17230 | 18032 | 18111 | 18229 | 18237

0302

IMPULSOR DE PARTIDA DO MOTOR DE ARRANQUE
STARTER DRIVE / IMPULSOR DE PARTIDA

FOTO / Photo pg. 224

APLICAÇÃO / Application / Aplicación

Massey Ferguson: E7C | MF155 | MF158 | MF168 | MF186 | MF187 | MF188 | MF487 | MF507 | MF510 | MF520 | MF525 | MF87 | SC50 | SM6A | SM6B | SM6C | SM7 | SM8 | SM8TU - Perkins: Estacionários | Industriais | Tratores - Volvo: Especial/Special

MOTOR

Bosch: 0001359002 | 0001359008 | 0001359009 | 0001359011 | 0001359020 | 0001359034 | 0001360013 | 0001360020 | 9000143101

EQUIVALENTE / Equivalent

Bosch: 2006209111 | 2006209305 | 2006209345

0303

IMPULSOR DE PARTIDA DO MOTOR DE ARRANQUE
STARTER DRIVE / IMPULSOR DE PARTIDA

FOTO / Photo pg. 224

APLICAÇÃO / Application / Aplicación

Navistar: Especial/Special

MOTOR

Bosch: 9000083039

EQUIVALENTE / Equivalent

Bosch: 9001083471

0304

IMPULSOR DE PARTIDA DO MOTOR DE ARRANQUE
STARTER DRIVE / IMPULSOR DE PARTIDA

FOTO / Photo pg. 224

APLICAÇÃO / Application / Aplicación

John Deere: 1020U | 2030OU | JD300 | JD310 | JD350 | JD400 | JD450 | MD1020 | MD1120 | MD1530 | MD1630 | MD1830 | MD2030 | MD2130 | MD290 | MD3130 | MD330 | MD820 | MD820VU | MD830 | MD925 | MD930 | MD935 | MD940 | MD942 | MD945 | MD950 | MD952 | MD955 | MD960 | MD965 | MD968 | MD969 | MD970 | MD975 | VU. 1630 - Müller: 1020OU/VU | 1630 | 2030OU | JD300 | JD310 | JD350 | JD400 | JD450 | MD1020 | MD1120 | MD1530 | MD1630 | MD1830 | MD2030 | MD2130 | MD3130 | MD820 | MD820VU | MD830 | MD920 | MD925 | MD930 | MD935 | MD940 | MD942 | MD945 | MD950 | MD952 | MD955 | MD960 | MD965 | MD968 | MD969 - Zanella: Trator com motor Cummins

MOTOR

Bosch: 0001359016

EQUIVALENTE / Equivalent

Bosch: 2006209200 | 2006209201 - Italcacciai: SD018 - Lucas Indiel: 223555

0307

IMPULSOR DE PARTIDA DO MOTOR DE ARRANQUE
STARTER DRIVE / IMPULSOR DE PARTIDA

FOTO / Photo pg. 224

APLICAÇÃO / Application / Aplicación

Alfa Romeo: Alfásud 1.2, 1.5 | Alfetta 1.6, 1.8 | Giulia Super 1.3, 1.6 | GT Junior | GT Veloce 2000 - Ford: Capri 1.3, 1.5 e 2.0 | Consul 1.7 | Granada 1.7 e 2.0 V6 | Taunus 2.0 V6 - Mercedes Benz: 220 | 230 | 280

MOTOR

Bosch: 0001208040 | 0001208055 | 0001211025 | 0001211987 | 0001211988 | 0001211995 | 0001211996

EQUIVALENTE / Equivalent

Bosch: 1006209403 | 2006209163 - Italcacciai: SD449 - Lester: 16299 | 16401 | 16532 | 16539 | 16688

0308

IMPULSOR DE PARTIDA DO MOTOR DE ARRANQUE
STARTER DRIVE / IMPULSOR DE PARTIDA

FOTO / Photo pg. 224

APLICAÇÃO / Application / Aplicación

ABG: Alexander 126 F3L912 Deutz Diesel 1968...1976 | Alexander 126H F3L912 Deutz Diesel 1976...1982 | Alexander 128 F4L912 Deutz Diesel 1976...1982 | Alexander 128G F4L912 Deutz Diesel 1976...1982 | BV 590 F4L912 Deutz Diesel 1969...1980 | MAW 172 F4L912 Deutz Diesel 1969...1980 | MAW 172S F4L912 Deutz Diesel 1969...1980 | MAW 173 F4L912 Deutz Diesel 1969...1980 | MAW 173S F4L912 Deutz Diesel 1969...1980 | Puma 168 F3L912 Deutz Diesel 1976...1982 | Puma 168A F3L912 Deutz Diesel 1976...1982 | Puma 177 F6L912 Deutz Diesel 1976...1982 | Puma 177V F6L912 Deutz Diesel 1976...1982 | Puma 177VS F6L912 Deutz Diesel 1976...1982 | Puma 178 F6L912 Deutz Diesel 1976...1982 | Titan 300 F6L912 Deutz Diesel 1967...1971 | VAS 512 F3L912 Deutz Diesel 1969...1980 | WZ 172 F4L912 Deutz Diesel 1969...1980 | WZ 172S F4L912 Deutz Diesel 1969...1980 - Carraro: Tigrone 625 - Claas: Consul Deutz F4L912 1967...1974 | Corsar Deutz F4L912 1974...1975 | Cosmos Deutz F4L912 1967...1972 | Europa Deutz F4L912 1967...1972 | Mercator Deutz F4L912 1968...1972 | Mercator 50 Deutz F4L912 1973...1974 | Mercator 60 Deutz F6L912 1973...1981 | Mercator 70 Deutz F6L912 1973...1974 | Mercator 75R Deutz F6L912 1974...1981 | Mercur Deutz F4L912 1967...1972 | Senator Deutz F6L912 1966...1972 - Deutz: F3L911 2.5L 2460cc 1967...1970 | F4L911 3.3L 3280cc 1971...1973 | F4L912 3.8L 3770cc 1971...1972 - Fiat Allis: 1300 | 1300 DT | 850 | 850 T - Massey Ferguson: 450B | 450C | MF 33B Mercedes Benz: 302Y.M.303 - Palmieri: 1500 GN 80 | 1500 GN 95 | 1800 GN 110 | 1800 GN 90 - Poclair: FC 30 | LC 80 | LY 80 | MCL 84 - Steyr Puch: 1000 | 1200 | 586 | 590 | 690

MOTOR

Bomag: 5710901 | 5710903 | 5710905 | 5710919 | 5710927 | 5710930 | 5719897 | 5719019 - Bosch: 0001359077 | 0001364100 | 0001364105 | 0001365004 - Case: E010372 - Deutz: 1161422 | 1172099 | 1302023 | B17R24X4 - Fiat: 42522942 - IHC Navistar: 3144932R92 - John Deere: SE501414 - KHD: 1161420 | 1161422 | 1163626 | 1163669 | 1163758 | 1172099 | 1301833 | 1302023 - Liebherr: 6200827 - Mack Truck: 8MJ4167 - Massey Ferguson: 114939701 | 114939702 Orenstein Koppel: 6209190 - Renault: 5000046311 | 5000240884 | 7700525547 - Scania: 183868 | 188486 - Steyr: 6090926 - Volvo: 240847 | 241599 | 243007 | 243043 | 243326 | 4785539 | 4785541

EQUIVALENTE / Equivalent

Bosch: 2006209406 | 2006209422 - Lester: 16560 | 17073 | 17074 | 17076 | 17106 | 17136 | 17184 | 17228 | 17230 | 18029 | 18030 | 18032 | 18033 | 18111 | 18229 | 18237

0310

IMPULSOR DE PARTIDA DO MOTOR DE ARRANQUE
STARTER DRIVE / IMPULSOR DE PARTIDA

FOTO / Photo pg. 224

APLICAÇÃO / Application / Aplicación

Alfa Romeo: 30AR8 | 32AR8 | 35AR8 | 40AR8 - Fiat: 241TN | 450 | 450DT | 500 | 500DT | 540 | 540DT | 616N3 | 616N3,4 | 625N3 - Fiat Iveco: Daily

MOTOR

Bosch: 0001362032 | 0001363101

EQUIVALENTE / Equivalent

Bosch: 2006209240 | 2006209330 | 2006209418 | 2006209448 - Fiat: 8997796 | 9934739 | 9934977 | 9957820 | 79026236 - Italcacciai: SD123 - Lester: 17093 | 18031 Lucas Indiel: 223561

0312

IMPULSOR DE PARTIDA DO MOTOR DE ARRANQUE
STARTER DRIVE / IMPULSOR DE PARTIDA

FOTO / Photo pg. 224

APLICAÇÃO / Application / Aplicación

KHD: F2L912 | F3L912 - Lamborghini: R240DT | R350DT - Valmet: 103 104SU | 1051 | 1052 | 1053 | 1054 | 1056SU | 1056SV | 112 113DAN | 395SV

MOTOR

Bosch: 0001362012 | 0001362013 | 0001362016 | 0001362017 | 0001362021 | 0001362024 | 0001362033 | 0001363002

EQUIVALENTE / Equivalent

Bosch: 2006209246 - Italtacciai: SD347 - Lester: 17075 | 17105

0313

IMPULSOR DE PARTIDA DO MOTOR DE ARRANQUE
STARTER DRIVE / IMPULSOR DE PARTIDA

FOTO / Photo pg. 224

APLICAÇÃO / Application / Aplicación

Ford: A0406 | A0506 | FT100 | FT120 | FT130 | FT160 | FT190

MOTOR

Bosch: 0001358201 | 0001358202

EQUIVALENTE / Equivalent

Bosch: 2006209407 | 2006209437 - Italtacciai: SD315

0315

IMPULSOR DE PARTIDA DO MOTOR DE ARRANQUE
STARTER DRIVE / IMPULSOR DE PARTIDA

FOTO / Photo pg. 224

APLICAÇÃO / Application / Aplicación

Fiat: Ônibus 140 | Ônibus 80 - Fiat Iveco: Caminhões 1000 | Caminhões 120E | Caminhões 150 | Caminhões 150T | Caminhões 160E | Caminhões 160T | Caminhões 605C | Caminhões 640 | Caminhões 680 | Caminhões 780 | Caminhões 805 - New Holland: Colheitadeira TC55 11/1997... | Colheitadeira TC57 11/1997... | Colheitadeira TC59 11/1997... | Trator Gamalta

MOTOR

Bosch: 0001359122 | 0001360043 | 0001360063 | 9000083043 | 9000453088 | 9000453090 | 9000453091 - Fiat: 4169095 | 4169096 | 4682999

EQUIVALENTE / Equivalent

Bosch: 2006209447 | 9001083502 - Fiat: 9918347 | 9928303 | 9935164 | 99811565 - Lester: 16560 | 17073 | 17074 | 17076 | 17106 | 17136 | 17184 | 17228 | 17230 | 18029 | 18030 | 18032 | 18033 | 18111 | 18229 | 18237 - Lucas Indiel: 223231

0316

IMPULSOR DE PARTIDA DO MOTOR DE ARRANQUE
STARTER DRIVE / IMPULSOR DE PARTIDA

FOTO / Photo pg. 224

APLICAÇÃO / Application / Aplicación

Kassbohrer: S100 | S80 - Steyr Puch: 650A | 760A - Volkswagen: HR 688 H | HR 688 HT

MOTOR

Bosch: 0001359006 | 0001360002

EQUIVALENTE / Equivalent

Bosch: 2006209342

0318

IMPULSOR DE PARTIDA DO MOTOR DE ARRANQUE
STARTER DRIVE / IMPULSOR DE PARTIDA

FOTO / Photo pg. 225

APLICAÇÃO / Application / Aplicación

KHD: 411D | 411W | D2506 | D3006 | F1L410 - Lamborghini: 221 | 230 | 321 | 340 | 350 | 431 | 452 | 523 | 624 | Espada | Islero 400GTS | Miura P400

MOTOR

Bosch: 0001354080 | 0001354082 | 0001354088 | 0001354091 | 0001354092 | 0001354093 | 0001354097 | 0001354099 | 0001354100 | 0001354103 | 0001355014 | 0001355015

EQUIVALENTE / Equivalent

Bosch: 2006209086 | 2006209095 | 2006209215 | 2006209229 - Italtacciai: SD346

0319

IMPULSOR DE PARTIDA DO MOTOR DE ARRANQUE
STARTER DRIVE / IMPULSOR DE PARTIDA

FOTO / Photo pg. 225

APLICAÇÃO / Application / Aplicación

Mercedes Benz: 200D | 220D | 240D | 240D 3.0 | 240TD | 300 turbo | 300CD | 300D | 300SD | 300TD | D206 | DG206 | L206 | L306D | L306DG | L406DG | L407D | O309D | U52 421 | U5260 | U60 421

MOTOR

Bosch: 0001362001 | 0001362002 | 0001362003 | 0001362004 | 0001362027 | 0001362028 | 0001362029 | 0001362030

EQUIVALENTE / Equivalent

Bosch: 2006209241 | 2006209331 - Italtacciai: SD012 - Lester: 16445 | 16715 - Lucas: TMB427 - Lucas Indiel: 223232

0320

IMPULSOR DE PARTIDA DO MOTOR DE ARRANQUE
STARTER DRIVE / IMPULSOR DE PARTIDA

FOTO / Photo pg. 225

APLICAÇÃO / Application / Aplicación

Opel: Ascona 2.0 D | Rekord 2.0 D | Rekord 2.1 D | Rekord 2.3 D

MOTOR

Bosch: 0001362037 | 0001362071 - Italcacciai: 26208A

EQUIVALENTE / Equivalent

Bosch: 2006209478 - Italcacciai: SD342 - Lucas Indiel: 223569

0322

IMPULSOR DE PARTIDA DO MOTOR DE ARRANQUE
STARTER DRIVE / IMPULSOR DE PARTIDA

FOTO / Photo pg. 225

APLICAÇÃO / Application / Aplicación

Ford: 2000 | 3000 | 4000 | 5000 | 7000

MOTOR

Lucas Indiel: 26211 | 26338 | 26339 | 26395 | S5012 | 26208A/E | 26211A/L | 26208AEM45 | 26211ALM50

EQUIVALENTE / Equivalent

Lester: 16608 - Lucas: TMB104 | 54246724 | 54246989 | 54256984 | 54259800

0323

IMPULSOR DE PARTIDA DO MOTOR DE ARRANQUE
STARTER DRIVE / IMPULSOR DE PARTIDA

FOTO / Photo pg. 225

APLICAÇÃO / Application / Aplicación

Ford: Escort Ghia | Guarujá | Verona GLX | XR3 - Gurgel: BR 800 | Tocantins L | TR 1.6 - Porsche: 914 - Tiete: Motor Estacionário RD900 09/1992... | Motor Estacionário RD900L 09/1992... | Motor Estacionário RD950 09/1992... | Motor Estacionário RD950L 09/1992... - Volkswagen: Apollo GL, GLS AP 1.8 | Golf 1.5 D | IM1200 | IM127 | IM1300 | IM1302 | IM1303 | IM1500 | IM1600 | IM181 | IM411 | IM412 | Jetta | Passat 1.6 | Rabbit diesel | Scirocco | Transporter 1.3, 1.7, 1.8

MOTOR

Bosch: 0001208411 | 0001208412 | 0001208416 | 0001208417 | 0001208418 | 0001211223 | 0001211224 | 0001211255 | 0001211256 | 0001211257 | 0001211258 | 0001211992 | 0001211993 | 0001211998 | 0001314012 | 0001314013 | 9000082062

EQUIVALENTE / Equivalent

Bosch: 1006209424 | 9001082669 - Italcacciai: SD450 | SD466 - Lester: 16362 | 16418 | 16547 | 16556 | 17025 | 17134 - Lucas: TMB411 - Lucas Indiel: 221411
Volkswagen: 055911335B

0325

IMPULSOR DE PARTIDA DO MOTOR DE ARRANQUE
STARTER DRIVE / IMPULSOR DE PARTIDA

FOTO / Photo pg. 225

APLICAÇÃO / Application / Aplicación

BMW: R100 | R45 | R60 | R65 | R75 | R80 - Fiat: 128 1.1 e 1.3 | 131 Mirafiori 1.3 | X1/9 1.3 - Opel: Ascona 1.2 | D 1.0, 1.2 | Kadett 1.0, 1.2 | Manta A, B12 - Renault: GTL | R 6TL | R 7TL | R12 | R4 | R5 | TL | TS Turbo | TX - Seat: 1200 Sport | 124 D 1430 | 124 D especial 1.2 e 1.4 | 127 0.9 | 131 | 131 L 1430 | Ritmo 65,75 | Supermirafiori 1430 | Terra

MOTOR

Bosch: 0001157013 | 0001157021 | 0001157023 | 0001212006 | 9000141100 | 9000141101 | 9000141103 | 9000141107 | 9000141108 | 9000141111 | 9000141112 | 9000141114 | 9000334104

EQUIVALENTE / Equivalent

Bosch: 1006209401 | 1006209445 - Fiat: 9934752 - Italcacciai: SD055 | SD496 - Lester: 16438 - Lucas Indiel: 223573

0327

IMPULSOR DE PARTIDA DO MOTOR DE ARRANQUE
STARTER DRIVE / IMPULSOR DE PARTIDA

FOTO / Photo pg. 225

APLICAÇÃO / Application / Aplicación

Daihatsu: Delta 1.5, 2.0 | Rocky 1.6 | Taft 1.6 | Wildcat 1.6 - Honda: Accord 1.6 - Toyota: Carina 1.6, 2.0 | Celica 1.6, 2.0 | Corolla | Corona 1.6, 1.8, 2.0, 2.3 | Crown | Delta Hi Ace | Hilux | Mark2 | Sprinter 1.6

MOTOR

Honda: 31200657006 | 31200657016 | 31200657025 - Italcacciai: 280002572 - Nippondenso: 28004822 | 280001010 | 280001940 | 280001941 | 280001970 | 280001971 | 280001972 | 280001973 | 280001975 | 280001976 | 280002000 | 280002001 | 280002250 | 280002260 | 280002261 | 280002262 | 280002263 | 280002330 | 280002570 | 280002571 | 280002572 | 280003051 | 280003052 | 280003100 | 280003710 | 280003920 | 280003921 | 280004270 | 280004440 | 280004480 | 280004580 | 280004640 | 280004810 | 280004820 | 280004822 | 280004980 | 280005430 | 280005470 | 280006100 - Toyota: 2810026031 | 2810033011 | 2810036020 | 2810036040 | 2810040011 | 2810040012 | 2810040013 | 2810040015 | 2810040041 | 2810041013 | 2810041020 | 2810042010 | 2810042020 | 2810042021 | 2810045020 | 2810045021 | 2810045033 | 2810046040 | 2810047020 | 28100045033

EQUIVALENTE / Equivalent

Bosch: 1987BE0032 - Daihatsu: 2801140014 | 2801141011 | 2801141012 - Honda: 31207657006 | 31207PA0006 - Isuzu: 8942391070 - Italcacciai: SD181 - Lester: 16217 | 16218 | 16220 | 16223 - Mitsubishi: MD602059 | MD602678 - Nippondenso: 028300085 | 028300800 | 0283000800 | 0283000801 | 0283001690 - Toyota: 2801122021 | 2801125012 | 2801125020 | 2801141010 | 2801141011 | 2801141012 | 2801141020 - Ww: 10502

0328

IMPULSOR DE PARTIDA DO MOTOR DE ARRANQUE
STARTER DRIVE / IMPULSOR DE PARTIDA

FOTO / Photo pg. 225

APLICAÇÃO / Application / Aplicación

Volkswagen: Brasília refrigerado a ar 07/1981... | Gol refrigerado a ar 07/1981... | Kombi refrigerado a ar 07/1981... | Saveiro refrigerado a ar 07/1981... | Sedan refrigerado a ar / 1.3, 1.5, 1.6 07/1981...

MOTOR

Bosch: 9000451004 | 9000451012 - Wapsa: MWB18 | MWB21

EQUIVALENTE / Equivalent

Bosch: 9001451247 - Lucas: TWB247 - Volkswagen: 1119113356 - Wapsa: 224047

0329

IMPULSOR DE PARTIDA DO MOTOR DE ARRANQUE
STARTER DRIVE / IMPULSOR DE PARTIDA

FOTO / Photo pg. 225

APLICAÇÃO / Application / Aplicación

Volkswagen: Gol C, CL, GL refrigerado a água | Parati C, CL, GL refrigerado a água | Passat refrigerado a água / 1.5, 1.6 | Saveiro CL, GL, refrigerado a água | Voyage C, CL, GL refrigerado a água

MOTOR

Bosch: 9000451011 - Wapsa: MWB19

EQUIVALENTE / Equivalent

Bosch: 9001451252 - Lucas: TWB246 - Volkswagen: ZBA911335A - Wapsa: 224046

0339

IMPULSOR DE PARTIDA DO MOTOR DE ARRANQUE
STARTER DRIVE / IMPULSOR DE PARTIDA

FOTO / Photo pg. 225

APLICAÇÃO / Application / Aplicación

Chrysler: Dodge Horizon | Omni - Kubota: Trator

MOTOR

Chrysler: 5206270 | 5213085 | 5213190 | 5213370 | 5213395 - Nippondenso: 280005090 | 280005091 | 280005092 | 280007130 | 280007131

EQUIVALENTE / Equivalent

Chrysler: CH1931 | 5206632 | 5213310 | 5213850 - Lester: 16417 - Nippondenso: 0283001930 | 0283003490 - Subaru: 280992420 - Ww: 10120

0340

IMPULSOR DE PARTIDA DO MOTOR DE ARRANQUE
STARTER DRIVE / IMPULSOR DE PARTIDA

FOTO / Photo pg. 225

APLICAÇÃO / Application / Aplicación

Datsun: 280 ZX - Ford: Laser

EQUIVALENTE / Equivalent

Lester: 16245 - Lucas Indiel: 223235 - Mitsubishi: K309

0341

IMPULSOR DE PARTIDA DO MOTOR DE ARRANQUE
STARTER DRIVE / IMPULSOR DE PARTIDA

FOTO / Photo pg. 225

APLICAÇÃO / Application / Aplicación

Daihatsu: Especial/Special - Subaru: Subaru A11

MOTOR

Mazda: 60418400 | 60518400 | 134518400 - Nippondenso: 280002040 | 280002041 | 280002042 | 280002160 | 280002161 | 280002970 | 280004721 | 280005270 | 280005420 | 280005720 | 280005750 | 280006520 - Subaru: 829914120 | 829918600 - Toyota: 2810087701 | 2810087702

EQUIVALENTE / Equivalent

Lester: 16468 | 16696 | 17058 - Lucas Indiel: 223585 - Mazda: 060423710 | 134624709 - Mitsubishi: MD604047 - Nippondenso: 0283000830 | 0283000831 | 0283003320 | 0283003321 - Subaru: 492097002 | 892094112 | 892096102 - Toyota: 2801187704

0342

IMPULSOR DE PARTIDA DO MOTOR DE ARRANQUE
STARTER DRIVE / IMPULSOR DE PARTIDA

FOTO / Photo pg. 225

APLICAÇÃO / Application / Aplicación

Ford: Courier

MOTOR

Ford: SAE715 | SAE716 | SAE715A | SAE716A | D77Z11002A | D77Z11002B | E17Z11002B | E17Z11002C - Nippondenso: 280005220 | 280005230 | 280008110 | 280008120

EQUIVALENTE / Equivalent

Ford: SDE307 | D77Z11350A - Lester: 16254 | 16272 - Nippondenso: 0283001870

0343

IMPULSOR DE PARTIDA DO MOTOR DE ARRANQUE
STARTER DRIVE / IMPULSOR DE PARTIDA

FOTO / Photo pg. 225

APLICAÇÃO / Application / Aplicación

Kubota: Trator

MOTOR

Nippondenso: 280003610 | 280003611 | 280007480

EQUIVALENTE / Equivalent

Lester: 16221 - Nippondenso: 0283001390 | 0283003590

0345

IMPULSOR DE PARTIDA DO MOTOR DE ARRANQUE
STARTER DRIVE / IMPULSOR DE PARTIDA

FOTO / Photo pg. 225

APLICAÇÃO / Application / Aplicación

Volkswagen: K 70

MOTOR

Bosch: 0001208100 | 0001208101 | 0001211200 | 0001211201

EQUIVALENTE / Equivalent

Bosch: 1006209441 | 2006209323

0348

IMPULSOR DE PARTIDA DO MOTOR DE ARRANQUE
STARTER DRIVE / IMPULSOR DE PARTIDA

FOTO / Photo pg. 225

APLICAÇÃO / Application / Aplicación

Kubota: Micro trator Tobatta M140N - Volkswagen: Kombi com motor Passat diesel | Saveiro Diesel | Senda Diesel

MOTOR

Bosch: 9000452003 - Wapsa: MWB17

EQUIVALENTE / Equivalent

Bosch: 9001452088 - Lucas Indiel: 223117 - Volkswagen: 3059112875 - Wapsa: 224048

0349

IMPULSOR DE PARTIDA DO MOTOR DE ARRANQUE
STARTER DRIVE / IMPULSOR DE PARTIDA

FOTO / Photo pg. 226

APLICAÇÃO / Application / Aplicación

Honda: Accord 1600, 1599cc 1976...1982 | Civic 1200 1972...1981 | Civic 1250 1973...1979 - Isuzu: I Mark L4 1.8L 1817cc gasolina Eng 1981...1985 | Pick Up L4 1.8L 1817cc 1981...1982 - Nissan: NFG101D11 - Yanmar Engine Marine: 1GM 1981...1989 | 1GM 1 cil 19.41ci, 0.318L Diesel 1980...1984 | 1GM10 1 cil, 19.41ci, 0.318L Diesel 1982...1990 | 1GM10C 1 cil, 19.41ci, 0.318L Diesel 1982...1984 | 2GM 1981...1989 | 2GM 2 cil Diesel 1980...1984 | 2GM20 2 cil, 38.81ci, 0.636L Diesel 1982...1990 | 2GMF 2 cil Diesel 1980...1984 | 3GM 1981...1989 | 3GM 3 cil Diesel 1980...1984 | 3GM30 3 cil Diesel 1982...1990 | 3GMD 3 cil Diesel 1982...1990 | 3GMF 3 cil Diesel 1982...1990 | KM2A 0000 | KM2C 0000 | KM2P 0000 | KM3A 0000 | KM3P 0000 | KM3V 0000

MOTOR

Hitachi: S10863 | S10889 | S114140 | S114141 | S114149 | S114160 | S114162 | S114163 | S114164 | S114210 | S114211 | S114227 | S114271 | S114160A | S114160B | S114160D | S114160E | S114160F | S114162C | S114162D | S114163B | S114163E - Honda: 31200634005 | 31200634670 | 31200634671 | 31200634811 | 31200657005 | 31200657015 | 31200657025 | 31200673015 | 31200679035 | 31200679052 - Isuzu: 8942226880 - Italacciai: S114140 - Nissan: 233005002 | 233006900 | 23300B500 | 2330009601 | 23300B5000 | 23300B5002 | 23300H5001 | 23300H5002 | 23300H5003 | 23300H5004 | 23300H5300 | 23300H5400 | 23300H6900 | 23300H6901 | 23300H6902 | 23300H6903 | 23300H6904 | 23300H7300 | 23300H7301 | 23300H7302 | 23300H6901

EQUIVALENTE / Equivalent

Bosch: 1987BE0033 - General Motors/Chevrolet: 9423227 | 94233227 - Hitachi: 211455004 | 211465001 - Honda: 31207634005 - Isuzu: 8942332270 | 8942332770
Italacciai: SD149 - Lester: 16205 | 16207 | 16211 | 16270 | 16499 - Nissan: 23300H6000 | 23312E6700 | 23312H5000 | 23312H5001 | 23312H6700 | 23312H6900

0351

IMPULSOR DE PARTIDA DO MOTOR DE ARRANQUE
STARTER DRIVE / IMPULSOR DE PARTIDA

FOTO / Photo pg. 226

APLICAÇÃO / Application / Aplicación

General Motors/Chevrolet: Chevy Lux | S10 Importada - Isuzu: Datsun - New Holland: Trator

MOTOR

General Motors/Chevrolet: 94022494 - Hitachi: S114126 | S114170 | S114171 | S114172 | S114173 | S114174 | S114177 | S114180 | S114181 | S114182 | S114197 | S114202 | S114218 | S114229 | S114240 | S114247 | S114248 | S114295 | S114298 | S114301 | S114313 | S114343 | S114381 | S114382 | S114608 | S144301 | S114126L | S114126M | S114170B | S114170E | S114171A | S114171D | S114172A | S114172D | S114172E | S114173B | S114173E | S114173F | S114180F | S114180M | S114182G | S114202A | S114218A | S114229E | S114229F | S114247A | S114247C - Ishikawajima: 185086320 | 185086321 - Isuzu: 5811001300 | 5811001370 | 8941305600 | 8942044380 | 8942045380 | 8942134065 | 8942135381 | 8942138220 | 8942226880 | 8942243880 | 8942340650 - Italacciai: 23300N3301 - Nissan: 2330018C05 | 2330018C06 | 2330069690 | 2330069960 | 23300E6800 | 23300E6801 | 23300N0900 | 23300N3301 | 23300N3304 | 23300S0100 | 23300U0100 | 23300U0101 | 23300U0102 | 23300U0601 | 23300U0602 | 23300U6001 | 23300U6002 | 23300U6003 | 23300U6004 | 23300U6005 | 23300W0400 | 23300W0401 | 23300Y0700 | 23300Y0701

0351

IMPULSOR DE PARTIDA DO MOTOR DE ARRANQUE
STARTER DRIVE / IMPULSOR DE PARTIDA

FOTO / Photo pg. 226

EQUIVALENTE / Equivalent

Bosch: 1987BE0007 - General Motors/Chevrolet: 94208296 - Hitachi: 211445004 | 211445007 | 211475001 | 2114N3550 - Isuzu: 8942082960 | 8942082961
Italcacciai: SD151 - Lester: 16194 | 16203 | 16246 | 16270 | 16711 | 16773 | 16877 - Lucas Indiel: 223322 - Nissan: 23312E6800 | 23312E6801 | 23312N3300 |
23312U6000 | 23312V6000 | 23312Y0700

0352

IMPULSOR DE PARTIDA DO MOTOR DE ARRANQUE
STARTER DRIVE / IMPULSOR DE PARTIDA

FOTO / Photo pg. 226

APLICAÇÃO / Application / Aplicación

Chrysler: Dodge - Mazda: Especial/Special - Mitsubishi: Forklift - Nissan: Especial/Special - Suzuki: Samurai Gasolina 1991...1992

MOTOR

Italcacciai: 23300B5013 - Mazda: F601 | 77918400 | 032418400B | 077918400A | 813118400 | 821818400 | 893618400 | 893718400 | 896418400 | 896718400 |
D50118400 | D50218400 | D50518400 | E30118400 | F60118400 | F80218400 | F80618400 | F85018400 | FE0518400 | FE5018400 | FE7918400 | H83318400 |
HE1918400 | HE2018400 | 808818400A | 813118400A | D30618400A | D306A8400B | D50118400A | D50218400A | D50518400A | E30118400A | E35618400A |
F60118400A | F60118400B | F80218400A | F80218400B | F85018400A | F85018400B | FE0518400B | FE0518400C | FE5018400A | FE5018400B | HE1918400A |
HE1918400B | HE2018400A - Mitsubishi: MGA060 | M3T2581 | M3T3381 | MD21674 | M2T10282 | M2T20181 | M2T20182 | M2T20223 | M2T20281 | M2T20282 |
M3T10172 | M3T20081 | M3T20181 | M3T20381 | M3T20681 | M3T20781 | M3T21281 | M3T21282 | M3T21381 | M3T22081 | M3T22381 | M3T22581 | M3T22582 |
M3T22681 | M3T22781 | M3T24481 | M3T24482 | M3T24483 | M3T24485 | M3T24486 | M3T24487 | M3T24488 | M3T25081 | M3T25281 | M3T25781 | M3T25782 |
M3T25783 | M3T25785 | M3T25882 | M3T25883 | M3T25885 | M3T25891 | M3T27686 | M3T29681 | M3T30081 | M3T30082 | M3T30088 | M3T30281 | M3T30282 |
M3T30285 | M3T30286 | M3T30381 | M3T30382 | M3T30781 | M3T30782 | M3T32382 | M3T32581 | M3T32582 | M3T32583 | M3T32681 | M3T32781 | M3T32782 |
M3T33381 | M3T33382 | M3T33581 | M3T33582 | M3T33583 | M3T33585 | M3T33586 | M3T33587 | M3T33588 | M3T35081 | M3T35082 | M3T35088 | M3T39182 |
MD001333 | MD001555 | MD019891 | MD019895 | MD021674 | MD027400 | MD027401 | MD034120 | MD034121 | MD085730 | MM111514 | MM115513 | MM115514 |
MM115517 | M2T20181A | M3T110172 | M3T20681A | M3T24482A | M3T24486A | M3T335081 | M3T335820 | M3T33582A | M3T33586A | MD0019891 - Nissan:
233000712 | 23300B5013 | 23300D0212 | 23300H5012 | 23300H5013 | 23300P5112 | 23300P5113 | 23300R9000 | 23300T5070 | 23300U0113 | 23300U0114

EQUIVALENTE / Equivalent

Bosch: 1987BE0008 - Italcacciai: SD169 - Lester: 16500 | 16514 | 16522 | 16527 | 16579 | 16588 | 16708 | 16728 | 16742 | 16793 | 16794 | 16858 | 16859 | 16938 |
16940 | 16941 - Lucas Indiel: 223236 - Mazda: 808824722 | H83318X45 - Mitsubishi: MD607283 | MD608273 | M191T30974 | M191T33371 | M191T34071 |
M191T35171 - Nissan: 23312Y0511 - Suzuki: 3132072031

0353

IMPULSOR DE PARTIDA DO MOTOR DE ARRANQUE
STARTER DRIVE / IMPULSOR DE PARTIDA

FOTO / Photo pg. 226

APLICAÇÃO / Application / Aplicación

Honda: Ballade 1500 1986...1990 | Civic 1300 16V 1991...1995 | Civic 1300, 1343cc D13B1 1987...1992 | Civic 1300 12V, 1335cc EW2/3 1983...1987 | Civic 1400
1987...1991 | Civic 1500 D15B2 1992...1995 | Civic 1500 D15Z 1995...2000 | Civic L4 1.3L 1342cc 82cid 1984...1987 | Civic L4 1.5L 1487cc 1984...1987 | Civic L4 1.5L 1491cc
91cid 1987 | Civic L4 1.5L 1493cc 1986 | Civic L4 1.5L 1493cc 1988...1991 | Civic L4 1.6L 1590cc 97cid 1988...1991 | CRX L4 1.5L 1493cc 1988...1991 | Wagovan L4 1.5L
1487cc 1984 | Wagovan L4 1.5L 1487cc 1986...1987 - Jacobsen: T422D Kubota D950 Diesel 1985...1996 - Kubota: Hauler KC5 ZH600B Dsl. Engine 1981...1999 | Mower
Front F2100E D950 FM 21HP Dsl 1989...1995 | Mower Front F2000 D950 FM 20HP Dsl 1986...1994 | Mower Front F2100 D950 FM 21HP Dsl 1989...1995 | Tractor Compact
B1550D D850 5B 17HP Dsl 1988...1996 | Tractor Compact B1550DT D850 5B 17HP Dsl 1988...1996 | Tractor Compact B1550DTEX D850 5B 17HP Dsl 1988...1996 | Tractor
Compact B1550E D850 5B 17HP Dsl 1988...1996 | Tractor Compact B1550HSD D850 5B 17HP Dsl 1988...1997 | Tractor Compact B1550HSDT D850 5B 17HP Dsl 1988...1997
| Tractor Compact B1550HSE D850 5B 17HP Dsl 1988...1996 | Tractor Compact B1750DT D950 5B 20HP Dsl 1988...1996 | Tractor Compact B1750E D950 5B 20HP Dsl
1988...1996 | Tractor Compact B1750HSD D950 5B 20HP Dsl 1988...1996 | Tractor Compact B1750HSDT Kubota D950 5B 20HP Dsl 1988...1996 | Tractor Compact
B1750HSE D950 5B 20HP Dsl 1988...1996 | Tractor Compact B20 D950AT 20HP Dsl 1990...1998 | Tractor Compact B20TL D950AT 20HP Dsl 1990...1998 | Tractor Compact
B6000DT ZL600 14.5HP Dsl 1973...1977 | Tractor Compact B6000DTC ZL600 14.5HP Dsl 1975...1978 | Tractor Compact B6000E ZL600 14.5HP Dsl 1978...1984 | Tractor
Compact B6100D D650 B 14HP Dsl 1978...1984 | Tractor Compact B6100DT D650 B 14HP Dsl 1978...1984 | Tractor Compact B6100E D650 B 14HP Dsl 1978...1984 | Tractor
Compact B6100HSD D650 B 14HP Dsl 1981...1984 | Tractor Compact B6100HSE D650 B 14HP Dsl 1981...1984 | Tractor Compact B6100HST D650 B 14HP Dsl 1981...1984 |
Tractor Compact B6100HSTE D650 B 14HP Dsl 1981...1984 | Tractor Compact B6100T D650 B 14HP Dsl 1981...1984 | Tractor Garden 2L600 2L600 1979...1990 | Tractor
Garden G6200H D640 16HP Dsl 1986...1990 - Onan: Engine Medium Duty 2L600 Kubota 2L600 1979...1990 - Toyota: Carina 1.9L 1858cc 113cid 1971 | Celica L4 1.9L
1858cc 113cid 1969...1971 | Celica L4 1.9L 1898cc 1971 | Celica L4 2.0L 1968cc 1972...1974 | Celica L4 2.0L 1968cc 120cid 1972...1974 | Celica L4 2.2L 2189cc 1975...1980 |
Corolla 1.9L 1858cc 1969...1971 | Corona L4 | Corona L4 1.9L 1897cc 116cid 1968...1970 | Corona L4 1.9L 1898cc 1968...1970 | Corona L4 2.0L 1968cc 1972...1974 | Corona
L4 2.0L 1968cc 120cid 1972...1974 | Corona L4 2.2L 2189cc 1975...1980 | Crown | Europe Car Celica 2000 1973...1980 | Europe Car Corona 1500 1972...1978 | Europe Car
Corona 1600 1972...1978 | Europe Car Corona 1700 1972...1975 | Europe Car Corona 1800 1972...1975 | Europe Car Corona 1900 1972...1975 | Europe Car Corona 2000
1972...1975 | FJ 60 | Hiace 2000 1978...1983 | Hilux 2000 1979...1984 | Pick Up L4 2.0L 1968cc 1972...1974 | Sprinter 1.3L 1290cc 1981...1982 | Starlet L4 1.5L 1452cc
1980...1986 | Tercel 1300 1982...1985 | Tercel 1500 1982...1988 | Tercel L4 1.5L 1452cc 3AC 1987...1988 | Tercel L4 1.5L 1456cc 3E 1988 | Tercel L4 1.9L 1858cc 113cid
1970...1971 | Truck Pick Up L4 | Truck Pick Up L4 1.9L 1858cc 1970...1971 | Truck Pick Up L4 1.9L 1897cc 116cid 1969...1970 | Truck Pick Up L4 1.9L 1898cc 1969 | Truck
Pick Up L4 1.9L 1898cc 1969...1970 | Truck Pick Up L4 2.0L 1968cc 120cid 1972...1974 | Truck Pick Up L4 2.2L 2189cc 1975...1980 - Universal: Engine Marine 5421 Kubota
D850 21 HP, 3 cil Dsl 1978...1981 | Engine Marine M25 Kubota D850 21 HP, 3 cil Dsl 1981...1986 | Engine Marine M25 XP Kubota D950 23HP, 3 cil Dsl 1986...1993 | Engine
Marine M25 XPA Kubota D950 23HP, 3 cil Dsl 1994...1999

MOTOR

Italcacciai: 280002681

EQUIVALENTE / Equivalent

Bosch: 1987BE0009 - Italcacciai: SD183 | SD359 - Lester: 16215 | 16222 | 16224 | 16230 | 16238 | 16261 | 16766 | 16832 | 16843 | 17354 - Toyota: 2801141020 |
2801160041

0361

IMPULSOR DE PARTIDA DO MOTOR DE ARRANQUE
STARTER DRIVE / IMPULSOR DE PARTIDA

FOTO / Photo pg. 226

APLICAÇÃO / Application / Aplicación

BMW: 315 | 316 | 318 | 320 | 518 | 525 | 528 | 628 | 728 - Mercedes Benz: L207 | L307 - Peugeot: 404 Diesel - Toyota: Colt | Cressi DA | Galant

MOTOR

Bosch: 0001208204 | 0001311100 | 0001311128 | 0001311146 | 0001314025 | 0001314027 | 0001314029 | 0001314033 | 0001314034 | 0001314035 | 0001314036 | 0001314038

EQUIVALENTE / Equivalent

Bosch: 1006209406 | 1006209428 | 1006209449 | 1006209466 | 1006209472 | 9001692096 - Italcacciai: SD345 | SD489 - Lester: 16616 | 16617 - Lucas: TMB450

0362

IMPULSOR DE PARTIDA DO MOTOR DE ARRANQUE
STARTER DRIVE / IMPULSOR DE PARTIDA

FOTO / Photo pg. 226

APLICAÇÃO / Application / Aplicación

Ford: Capri 1.3, 1.6, 2.0, 2000GT | Consul 2.0 | Escort RS 2000 | Granada 2.0

MOTOR

Bosch: 0001311038 | 0001311048

EQUIVALENTE / Equivalent

Bosch: 1006209108 | 2006209324 - Italcacciai: SD037 - Lester: 16405 | 16595 - Lucas Indiel: 223602

0365

IMPULSOR DE PARTIDA DO MOTOR DE ARRANQUE
STARTER DRIVE / IMPULSOR DE PARTIDA

FOTO / Photo pg. 226

APLICAÇÃO / Application / Aplicación

Ford: Granada 1.9, 2.0 diesel - Peugeot: 504D | 505D Turbo | 604D Turbo

MOTOR

Bosch: 0001362045 | 0001362061 | 0001362079 | 0001362086 | 0001363104 | 0001363126

EQUIVALENTE / Equivalent

Bosch: 2006209473 - Italcacciai: SD356 - Lester: 16715 - Lucas Indiel: 223605

0366

IMPULSOR DE PARTIDA DO MOTOR DE ARRANQUE
STARTER DRIVE / IMPULSOR DE PARTIDA

FOTO / Photo pg. 226

APLICAÇÃO / Application / Aplicación

Alfa Romeo: Alfa 6 2.5 TD | Alfetta 2.0 turbo diesel - Fiat: Magirus Iveco 50NC - KHD: D2506 | D3006 | DX50V | F3L911 | F3L912 - Lamborghini: DT503-603 | R503-603 | S503-603 - Mercedes Benz: 200D - MWM: D225 | D2262 | D2263 | D3272 | D3273 - Valmet: 101 | 102 | 103 | 104SU | 1051 | 1052 | 1053 | 1054SU | 112 | 113DAN | 12.5 | 15 | 18 | 195 | 198 | 20 | 24 | 25 | 295 | 298 | 30 | 32.5 | 395SV | HR488 HT2 | T1054SU

MOTOR

Bosch: 0001362034 | 0001362036 | 0001362040 | 0001362041 | 0001362046 | 0001362050 | 0001362053 | 0001362072 | 0001362074 | 0001362075 | 0001362076 | 0001362091 | 0001362305 | 0001362308 | 0001362311 | 0001362313 | 0001362314 | 0001363002 | 0001363107 | 0001363109 | 0001363110 | 0001363112 | 0001363113 | 0001363115 | 0001366001 | 0001366004 | 0001366009 | 0001366014 | 0001366015 | 0001366017 | 0001366020 | 0001366022 | 0001369014

EQUIVALENTE / Equivalent

Bosch: 2006209449 | 2006209469 | 2006209476 | 2006209485 - Italcacciai: SD357 - John Deere: 19024524 - Lester: 17075 | 17105 | 17112 | 17159 | 18026 | 18121
Lucas Indiel: 223311

0367

IMPULSOR DE PARTIDA DO MOTOR DE ARRANQUE
STARTER DRIVE / IMPULSOR DE PARTIDA

FOTO / Photo pg. 226

APLICAÇÃO / Application / Aplicación

BMW: 520 - Fiat: 1300S | 130NC | 130NR | 130NT | 150NC | 150NR | 150NT | 159NC | 159NR | 159NT | 65NC10 | 70NC10 | 75NC10 | 850 | 880 | 880DT
Fiat Allis: S11 | S9 | SL11 | SL9 | SR9 - Fiat Iveco: Caminhão 110.13 | Caminhão 110.16 | Caminhão 120.13 | Caminhão 13.80 | Caminhão 130.13 | Caminhão 130.16 | Caminhão 16 | Caminhão 60.9 | Caminhão 80 | Caminhão 90.13 - KHD: D10006 | D130006 | D4006 | D4506 | D5006 | D6006 | D6206 | D6806 | D7006 | D7206 | D7506 | D8006 | DX100 | DX85 | DX90 | Intrac 2002...2004 - Lamborghini: 1356 | 1566 | 653 | 654 | 684 | 754 | 854 | 955 | DT804 | DT904 | R1056DT | R1156 | R1256DT | R804 | R904 - Mercedes Benz: 1017AF | 1017F | 1113B | 1217AF | 280S | 508DG | 608DG | 613D | 911B | L408DG | LP1013 | LP1113 | LP709 | LP809 | LP813 | LP913 | O302 | O309D | O371U | Trator MB1000 | Trator MB1300 | U100 | U1013 | U1200 | U1213 | U1300 | U1413 | U1500 | U1613 | U1700 | U800 | U900 - MWM: D22546 | D22646 | D3254 | D32746 | TD2266 - Scania: 50 | 80 | 81 | 82 | 85 | 86 | 92 | 93230 | 93250 | 93280 | Caminhão P93H | Caminhão P94 | Ônibus F94 | Ônibus L94 | P, R 124/400 | P,R 124/360 | P,R 124/420 | R 164/480 | R 164/580 - Volvo: 106SU MH 11 | 114 Dan | 1154 Dans | 1154M 12.8 | 1156 Dans | 1156M 12.8 | 116 Dan | 50KVA | 70KVA | B6 série DR860-861 | F84 | F85 | F86 | F87 | FL4 série | LM1240 | LM641 | LM841 | LM845 | LM846 | SM880 | T650 | T800 | T810 | T814 | VHK118

0367

IMPULSOR DE PARTIDA DO MOTOR DE ARRANQUE
STARTER DRIVE / IMPULSOR DE PARTIDA

FOTO / Photo pg. 226

MOTOR

Bosch: 0001362051 | 0001362063 | 0001362096 | 0001362097 | 0001362300 | 0001362306 | 0001362309 | 0001363116 | 0001366018 | 0001366021 | 0001367001 | 0001367004 | 0001367005 | 0001367007 | 0001367010 | 0001367011 | 0001367012 | 0001367014 | 0001367019 | 0001367021 | 0001367023 | 0001367026 | 0001367027 | 0001367030 | 0001367031 | 0001367033 | 0001367034 | 0001367039 | 0001367045 | 0001367046 | 0001367049 | 0001367050 | 0001367052 | 0001367059 | 0001367068 | 0001367074 | 0001367300 | 0001367301 | 0001368001 | 0001368002 | 0001368003 | 0001368005 | 0001368007 | 0001368008 | 0001368010 | 0001368011 | 0001368012 | 0001368013 | 0001368014 | 0001368017 | 0001368018 | 0001368021 | 0001368022 | 0001368024 | 0001368028 | 0001368030 | 0001368031 | 0001368032 | 0001368033 | 0001368035 | 0001368047 | 0001368055 | 0001368062 | 0001368063 | 0001368300 | 0001368301 | 0001368302 | 0001368307 | 0001368309 - Italcceai: 1362051

EQUIVALENTE / Equivalent

Bosch: 2006209492 | 2006209530 | 2006209536 | 2006209930 | F000AL1897 - Cargo: 131065 - Fiat: 8122157 | 9959619 | 79034927 - Italcceai: SD443 - Lester: 16560 | 17073 | 17074 | 17106 | 17113 | 17127 | 17136 | 17184 | 17228 | 17320 | 18032 | 18229 | 18237 | 18250 - Lucas Indiel: 223312 - Remy: 19024520 | 19025715

0376

IMPULSOR DE PARTIDA DO MOTOR DE ARRANQUE
STARTER DRIVE / IMPULSOR DE PARTIDA

FOTO / Photo pg. 226

APLICAÇÃO / Application / Aplicación

Isuzu: KB10 Thermo King estacionário diesel | KBD 20 Diesel | KBD 25 2.0 Diesel | KBD 30 diesel - Jeep: Renegade - Komatsu: Varios fork lift - Massey Ferguson: 210-4
Nissan: Especial/Special - TCM Equipment Ag: Forklift SD25Z1 - Toyota: Especial/Special

MOTOR

Hitachi: S1224 | S1227 | S1246 | S1248 | S1256 | S1258 | S1259 | S1261 | S1282 | S1288 | S1306 | S1325 | S1328 | S1331 | S1333 | S1224A | S1241A | S1306A | S1333A | S1333B - Isuzu: 5811000571 | 5811000740 | 5811000800 | 5811000820 | 5811000990 | 5811001110 | 5811001111 | 5811001112 | 9821001520 | 9821001522 | 9821001830 | 9821001832 - Thermo King: 442918 | 445443

EQUIVALENTE / Equivalent

Allis Chalmers: 2201850102 | 2201850192 | 22018501030 - Hitachi: 21203500 | 21207500 | 21207530 | 21207550 | 212035001 - Isuzu: 5811130170 | 5811230020 | 5811230070 | 5811230160 | 9821212380 - Lester: 17087 | 17089 | 17090 | 18064 - Lucas Indiel: 223237 - Thermo King: 442910

0378

IMPULSOR DE PARTIDA DO MOTOR DE ARRANQUE
STARTER DRIVE / IMPULSOR DE PARTIDA

FOTO / Photo pg. 226

APLICAÇÃO / Application / Aplicación

Atlas Copco: Caminhões | Tratores - Deutz: Caminhões | Tratores - Lamborghini: C603 | DT704 | L603 | R704 - Mercedes Benz: Caminhões | Tratores - Pegaso: Camion - Same: Caminhões | Tratores - Scania: Caminhões | Tratores - Valmet: HR492AT | HR688H | HR688HT | HR692HT | Trator 985 - Volkswagen: LT28 | LT31 | LT35D

MOTOR

Bosch: 0001362064 | 0001362301 | 0001362303 | 0001362304 | 0001363118 | 0001366008 | 0001367008 | 0001367009 | 0001367013 | 0001367015 | 0001367018 | 0001367024 | 0001367032 | 0001367043 | 0001367067 | 0001368006 | 0001368009 | 0001368015 | 0001368025 | 0001368039 | 0001368041 | 0001368046 | 0001368049 | 0001368050 | 0001368058 | 0001368071 | 0001369009

EQUIVALENTE / Equivalent

Bosch: 2006209425 | 2006209494 - Italcceai: SD313 - Lester: 17113 | 17229 | 18236 - Lucas Indiel: 223313 - Remy: 19024525

0381

IMPULSOR DE PARTIDA DO MOTOR DE ARRANQUE
STARTER DRIVE / IMPULSOR DE PARTIDA

FOTO / Photo pg. 226

APLICAÇÃO / Application / Aplicación

Remy: Delco 10MT | Delco 22MT | Delco 25MT | Delco 27MT | Delco 30MT | Delco 35MT | SD300 Series DD

MOTOR

Remy: 1113197 | 1113647

EQUIVALENTE / Equivalent

Lester: 3294 | 3369 | 3709 | 3853 | 3933 | 3952 | 4194 | 4215 | 4523 | 4567 | 4843 | 4888 | 6151 | 6171 | 6192 | 6542 | 6659 | 6705 - Remy: 800965 | 1877350 | 1933838 | 1947542 | 1948877 | 10499852

0382

IMPULSOR DE PARTIDA DO MOTOR DE ARRANQUE
STARTER DRIVE / IMPULSOR DE PARTIDA

FOTO / Photo pg. 226

APLICAÇÃO / Application / Aplicación

Isuzu: Cherry | Vanette

MOTOR

Hitachi: S114161 | S114161B | S114161E | S114161F - Nissan: 23300M1052 | 23300M1500 | 23300M1501 | 23300M1502 | 23300M1503 | 23300M1510 | 23300M5901 | 23300M5903 | 23300M15001

EQUIVALENTE / Equivalent

Hitachi: 211465004 | 211495002 - Lester: 16579 - Nissan: 23312M1500 | 23312M1501 | 23312M15001

0389

IMPULSOR DE PARTIDA DO MOTOR DE ARRANQUE
STARTER DRIVE / IMPULSOR DE PARTIDA

FOTO / Photo pg. 226

APLICAÇÃO / Application / Aplicación

Fiat: 130 Super | Argenta 1.6 | Brava 131 | Croma 1.6 | Duna | Europa | Fiorino | Nuova Argenta | Pick Up | Prêmio | Regata 1.3, 1.5, 1.6 | Restyling 132 | Ritmo 105 CT | Ritmo 125 TC | Ritmo 75 | Ritmo 85 | Spazio | Tipo 1.4 1400 DGT | Uno | Uno Turbo 147 | Weekend - Lancia: Beta 1.3, 1.6 | Delta 1.5 | Prisma 1.5 | Trevi 1.6 - Seat: 124 1.8 | 131 L 1.6

MOTOR

Fiat: 4470378 | 82374433 - Italciaai: 4469987 - Magneti Marelli: 63221308 | 63221338 | 63221400 | 63221401 | 63221430 | 63221431 | 63221508 | 63221538 | 63221637

EQUIVALENTE / Equivalent

Bosch: 1987BE0010 - Fems: 1706126 - Fiat: 9937207 | 9941640 - Italciaai: SD188 - Lucas Indiel: 228042

0392

IMPULSOR DE PARTIDA DO MOTOR DE ARRANQUE
STARTER DRIVE / IMPULSOR DE PARTIDA

FOTO / Photo pg. 226

APLICAÇÃO / Application / Aplicación

Asia Motors: 1135-1 | 1135-15 | 1135-50 | 1135-55 | 2135 | 2135-50 - Chrysler: Dodge C17 | Dodge C20 | Dodge C2662 | Dodge C2664 | Dodge T17 - Kawasaki: D10006 | D130006 | D4006 | D5006 | D6006 | D6206 | D6806 | D7006 | D7206 | D8006 | DX100 | DX85 | DX90 | Intrac 2002...2004 - Lamborghini: 904DT | C603 | DT704 | L603 | R1056DT | R704 | R804 - Renault: 210.20 | 230.20 | 230.26 | 250 | D17 | D20 - Valmet: 885 | HR688H | HR688HT | Trator 1180S com motor Valtra (importado) | Trator 1380S com motor Valtra (importado) | Trator 1680S com motor Valtra (importado) | Trator 885S com motor Valtra (importado) | Trator 985S com motor Valtra (importado) - Volkswagen: LT28 | LT31 | LT35

MOTOR

Bosch: 0001359004 | 0001359053 | 0001359056 | 0001359060 | 0001359075 | 0001359076 | 0001359099 | 0001359106 | 0001359108 | 0001359112 | 0001359124 | 0001360029 | 0001360033 | 0001360041 | 0001360042 | 0001360054 | 0001360064 | 0001364101 | 0001364102 | 0001364103 | 0001364104 | 9000143305 | 9000453089

EQUIVALENTE / Equivalent

Bosch: 2006209408 | 2006209423 | 2006209438 | 9002453010 | 9002453081 - Italciaai: SD441 - Lester: 16565 | 16567 | 17113 | 17229 | 17258 | 18028 - Remy: 19024518

0394

IMPULSOR DE PARTIDA DO MOTOR DE ARRANQUE
STARTER DRIVE / IMPULSOR DE PARTIDA

FOTO / Photo pg. 226

APLICAÇÃO / Application / Aplicación

Fiat: 127 Brasile Diesel | 131 2.0 | 132 2.0 | CHT Turbo 2.0 | Croma 2000 | Duna | Fiorino Diesel | Panda Diesel | Spazio | Spyder 124 | Uno Diesel - Lancia: Delta HF4WD | Prisma 1.6 4WD | Thema 2000IE Turbo

MOTOR

Fiat: 5991832 - Italciaai: 5991832 - Magneti Marelli: 63221403 | 63221433 | 63221434 | 63221500 | 63221503 | 63221509 | 63221530 | 63221533 | 63221539 | 63221632 | 63221639 | 63221730 | 63221731

EQUIVALENTE / Equivalent

Fiat: 9936050 | 9938235 | 9941642 - Italciaai: SD187 - Lucas Indiel: 223240

0395

IMPULSOR DE PARTIDA DO MOTOR DE ARRANQUE
STARTER DRIVE / IMPULSOR DE PARTIDA

FOTO / Photo pg. 227

APLICAÇÃO / Application / Aplicación

BMW: 320 | 320I | 321I | 520 | 525 | 528 - Fiat: Nuova Ritmo Diesel | Regata Diesel | Ritmo Diesel - Seat: Ibiza Diesel | Ritmo Diesel | Ronda Diesel

MOTOR

Fiat: 5933930 | 5996771 - Italciaai: 5933930 - Magneti Marelli: 63223000 | 63223203 | 63223206 | 63223207 | 63223236 | 63223237 | 63223300 | 63223330 | 63223332

EQUIVALENTE / Equivalent

Fiat: 9938328 | 9941467 - Italciaai: SD185 - Lucas Indiel: 223241

0397

IMPULSOR DE PARTIDA DO MOTOR DE ARRANQUE
STARTER DRIVE / IMPULSOR DE PARTIDA

FOTO / Photo pg. 227

APLICAÇÃO / Application / Aplicación

Chrysler: Dodge 1500 - Peugeot: 404

EQUIVALENTE / Equivalent

Bosch: 1987BE0034 - Fems: 170616 - Lucas Indiel: 221830

0398

IMPULSOR DE PARTIDA DO MOTOR DE ARRANQUE
STARTER DRIVE / IMPULSOR DE PARTIDA

FOTO / Photo pg. 227

APLICAÇÃO / Application / Aplicación

Bonser: D20 | D200K | D25 | D2500K - Fiat Iveco: 129.14 | 130.14 - Ford: A, D Series | Transit Diesel - Lancer: 300 Series | PD III A

0398

IMPULSOR DE PARTIDA DO MOTOR DE ARRANQUE
STARTER DRIVE / IMPULSOR DE PARTIDA

FOTO / Photo pg. 227

MOTOR

Lucas Indiel: 26317B/H | 26355A/J | 26356A/M | 26361A/E | 26388A/F | 26407A/V | 26317BDM50 | 26356ABM50 | 26407AEM50

EQUIVALENTE / Equivalent

Italacciai: SD199 - Lucas: TMB116 | 54246340 | 54246739 | 54247184

0404

IMPULSOR DE PARTIDA DO MOTOR DE ARRANQUE
STARTER DRIVE / IMPULSOR DE PARTIDA

FOTO / Photo pg. 227

APLICAÇÃO / Application / Aplicación

Citroën: CX Athena | CX Reflex - Peugeot: 505 | 505 INJ | Estafette - Renault: Fuego | R12 | R16 | R18 | R20 | R4 | R5 | R6 | Rodeo | Trafic

MOTOR

Ducellier: 6221A | 6231C | 532002 | 532003 | 532004 | 532008 | 532009 | 532010 | 532018 | 532000AB | 532008AB | 532009AB | 532010AB - Italacciai: 006231C

EQUIVALENTE / Equivalent

Bendix: 310626 | 314529 - Bosch: 1987BE0035 - Ducellier: 611942 - Italacciai: SD500 - Lester: 16488 - Lucas Indiel: 223244 - Valeo: NE314

0406

IMPULSOR DE PARTIDA DO MOTOR DE ARRANQUE
STARTER DRIVE / IMPULSOR DE PARTIDA

FOTO / Photo pg. 227

APLICAÇÃO / Application / Aplicación

Ford: Granada 2.5 Diesel | Sierra D 2.3 - Peugeot: 404D | 504D | 505D turbo Turbo | 604D turbo Turbo - Toyota: Tagora TD

MOTOR

Bosch: 0001317009 | 0001317010 | 0001317018

EQUIVALENTE / Equivalent

Bosch: 1006209501 - Italacciai: SD311 - Lester: 16556

0407

IMPULSOR DE PARTIDA DO MOTOR DE ARRANQUE
STARTER DRIVE / IMPULSOR DE PARTIDA

FOTO / Photo pg. 227

APLICAÇÃO / Application / Aplicación

Alfa Romeo: 30AR8 | 32AR8 | 35AR8 | 40AR8 - Fiat: 131 | 132 | 238 1.8 | Argenta 2.5 | Campagnola | Nuova Argenta - Fiat Iveco: Daily 28.8 | Daily 30.8 | Daily 32.8 | Daily 35.8 | Daily 40.8 | Ducato - Renault: Trafic 4X4

MOTOR

Fiat: 4692477 | 4699704 | 4699705 | 4701920 | 4702248 | 4706008 | 4706931 | 4710224 | 4711699 | 4713805 | 4713806 | 4713807 | 4737754 | 4737755 | 4737756 | 4741699 | 4745849 | 4745930 | 4752212 | 4752403 | 4752912 | 4759929 - Italacciai: 4699705 | 63216740MT67CA - Magneti Marelli: 63216701 | 63216703 | 63216707 | 63216725 | 63216726 | 63216727 | 63216740 | 63216808 | 63216810 | 63216825 | 63216826 | 63216827 | 63216873 | 63216898 | 63217101 | 63217104 | 63217105 | 63217118 | 63217119 | 63217120 | 63217125 | 63217147 | 63217201 | 63217225

EQUIVALENTE / Equivalent

Fiat: 9000862 | 9927793 | 9929081 | 9935731 | 9936772 | 9957707 | 9986112 | 79023774 - Italacciai: SD125 | SD128 - Lester: 17111 | 17126 - Lucas Indiel: 221833

0408

IMPULSOR DE PARTIDA DO MOTOR DE ARRANQUE
STARTER DRIVE / IMPULSOR DE PARTIDA

FOTO / Photo pg. 227

APLICAÇÃO / Application / Aplicación

Agrale: Caminhão TX1600 ...12/1984 - Fiat: 127 0.9 | 127 1.05 | 127 Sport 1.3 | Fiorino TT 0.9 | Panda 30 | Panda 34 | Panda 45 | Panda 45 4X4 | Ritmo 60L141 | Uno 0.9 | Young - Seat: Fura | Panda

MOTOR

Fiat: 5972684 - Italacciai: 4451826 - Magneti Marelli: 63220506 | 63220536 | 63220537 | 63220538

EQUIVALENTE / Equivalent

Fiat: 9936996 | 9941751 - Italacciai: SD153

0411

IMPULSOR DE PARTIDA DO MOTOR DE ARRANQUE
STARTER DRIVE / IMPULSOR DE PARTIDA

FOTO / Photo pg. 227

APLICAÇÃO / Application / Aplicación

Allis Chalmers: ED 40 4 Cil 138 Diesel - Case: 1190 3 165 Diesel 1980...1983 | 1290 4 Cil 195 Diesel 1980...1983 | 1294 4 Cil 219 Diesel 1983...1984 | 1390 4 Cil 219 Diesel 1980...1983 | 1394 4 Cil 219 Diesel 1983...1988 | 1490 4 Cil 219 Diesel 1980...1983 | 1494 4 Cil 219 Diesel 1983...1988 | 380CK | 580F Construction King European | 770 3 146 Diesel 1965...1970 | 780 Diesel Engines 1980...1989 | 780 3 146 Diesel 1967...1971 | 850 3 154 Diesel 1960...1965 | 995 Farm Tractor 4 Cil 219 Diesel 1971...1976
David Brown: 120 4 Cil 219 Diesel 1969...1971 | 1200 4 Cil 219 Diesel 1969...1971 | 1210 4 Cil 219 Diesel 1971...1980 | 1212 4 Cil 219 Diesel 1971...1976 | 12121 4 Cil 219 Diesel 1971...1976 | 770 3 146 Diesel 1965...1970 | 780 Diesel Engines 1980...1989 | 780 3 146 Diesel 1967...1971 | 781 3 146 Diesel 1967...1971 | 880 3 Cil 154 Diesel 1961...1971 | 885 3 Cil 164 Diesel 1971...1980 | 990 4 Cil 186 Diesel 1969...1980 | 991 4 Cil 186 Diesel 1972...1980 | 995 4 Cil 219 Diesel 1977...1980 | 996 4 Cil 219 Diesel 1971...1980 - Lister: PH Séries 1/2/3 Cil Diesel | SR4 Séries 4 Cil Diesel | ST1 Séries 1/2/3 Cil Diesel | ST2 Séries 1/2/3 Cil Diesel | ST3 Séries 1/2/3 Cil Diesel
Massey Ferguson: MF 130 Perkins 4 107 Diesel 1966...1972

0411

IMPULSOR DE PARTIDA DO MOTOR DE ARRANQUE
STARTER DRIVE / IMPULSOR DE PARTIDA

FOTO / Photo pg. 227

MOTOR

Lucas Indiel: 26278H | 26301H | 27413A/D | 27421A/B | 27463A/D

EQUIVALENTE / Equivalent

Italacciai: SD019 - Lester: 16664 | 16665 - Lucas: TMB124 | 54247396 | 60600077

0412

IMPULSOR DE PARTIDA DO MOTOR DE ARRANQUE
STARTER DRIVE / IMPULSOR DE PARTIDA

FOTO / Photo pg. 227

APLICAÇÃO / Application / Aplicación

Bedford: CA 1.6,2.0 | CF 1.6,2.0 - Daimler: Limousine | Sovereign - Ford: Capri | Consul | Granada | Transit - Jaguar: 420 E Type | XJ6 - Lotus: Eclat | Elite | Esprit - Morris: 1800 | 2200 | Itai 1.7 | Marina 1.8 - Princess: 1700 | 1800 | 2000 | 2200 - Reliant: Scimitar - Triumph: 2000 | 2500 | TR 6 - TVR: 3000 | Vixen Vauxhall: Cresta | Firenza | Magnum | Victor - Wolseley: 18/22 Séries | 18/85 Séries | Six

MOTOR

Lucas Indiel: 25742A | 25755A | 25756A | 25619A/K | 25642A/F | 25647A/L | 25651A/B | 25662A/E | 25674A/E | 25684A/J | 25686A/H | 25689A/J | 25692A/J | 25695A/F | 25699A/J | 25704A/D | 25706A/D | 25707A/D | 25710A/D | 25714A/D | 25718A/D | 25719A/D | 25720A/D | 25722A/D | 25728A/D | 25729A/D | 25734A/D | 25739A/D | 25743A/D | 25624AF2M100 | 25743AD3M100

EQUIVALENTE / Equivalent

Lester: 16166 | 16173 | 16284 - Lucas: TNB142 | TNB147 | TNB149 | 54243657 | 54246252 | 54249032 | 54249041 | 54249043 | 54262658

0414

IMPULSOR DE PARTIDA DO MOTOR DE ARRANQUE
STARTER DRIVE / IMPULSOR DE PARTIDA

FOTO / Photo pg. 227

APLICAÇÃO / Application / Aplicación

MG Car: MGB L4 1.8L 1798cc 1968...1971 | MGB L4 1.8L 1798cc 110cid 1968...1971

MOTOR

Lucas Indiel: 25705AD2M100 | 25732BE2M100

EQUIVALENTE / Equivalent

Lester: 16164 - Lucas: TNB145 | 54247179 | 54249035

0417

IMPULSOR DE PARTIDA DO MOTOR DE ARRANQUE
STARTER DRIVE / IMPULSOR DE PARTIDA

FOTO / Photo pg. 227

APLICAÇÃO / Application / Aplicación

Bomag: BW 905 SH/SL - Deutz: Engine Marine Various Models F2L511 1.7L 1650cc 1963...1975 - KHD: Engines F2L511 1.7L 1650cc 1963...1975 - Mercedes Benz: 0302-0352 Otobus

MOTOR

Bosch: 0001314017

EQUIVALENTE / Equivalent

Bosch: 1006209436 - Lester: 16787

0418

IMPULSOR DE PARTIDA DO MOTOR DE ARRANQUE
STARTER DRIVE / IMPULSOR DE PARTIDA

FOTO / Photo pg. 227

APLICAÇÃO / Application / Aplicación

Kawasaki: F1300D | F1400D | F1500D | F1600D | F1800D | F2105DF - Volvo: F2250 | F406 | F407

MOTOR

Bosch: 0001362302 | 0001362324 | 0001367002 | 0001367017 | 0001367020 | 0001367047 | 0001367048 | 0001367051 | 0001367057 | 0001367066 | 0001367070 | 0001367071 | 0001367302 | 0001368023 | 0001368034 | 0001368040 | 0001368044 | 0001368052 | 0001368060 | 0001368068 | 0001368070 | 0001368072 | 0001368076 | 0001368082 | 0001368085 | 0001368306 | 0001369003 | 9000143412 | 9000143415 | 9000143416 | 9000143601 - Italacciai: 1362302

EQUIVALENTE / Equivalent

Bosch: 2006209495 | 2006209532 - Fiat: 9959813 - Italacciai: SD442 - Lester: 16558 | 18254 | 18259

0419

IMPULSOR DE PARTIDA DO MOTOR DE ARRANQUE
STARTER DRIVE / IMPULSOR DE PARTIDA

FOTO / Photo pg. 227

APLICAÇÃO / Application / Aplicación

Dodge: Trucks S Séries - Ford: Cargo Séries - Hanomag: 20 | 22C | 30 | 33C | 400D - Linde: H20 | H25 | H30 - Yanmar Engine Marine: F1400 DF

MOTOR

Bosch: 0001362093 | 0001367006 | 0001367022 | 0001367035 | 0001367041 | 0001367042 | 0001367055 | 0001367056 | 0001367063 | 0001368026 | 0001368027 | 0001368036 | 0001368038 | 0001368051 | 0001369015 | 0001369023 | 0001369200 | 0001369201

0419

IMPULSOR DE PARTIDA DO MOTOR DE ARRANQUE
STARTER DRIVE / IMPULSOR DE PARTIDA

FOTO / Photo pg. 227

EQUIVALENTE / Equivalent

Bosch: 2006209462 | 2006209499 - Cargo: 138312 - Lester: 17077 | 18024

0420

IMPULSOR DE PARTIDA DO MOTOR DE ARRANQUE
STARTER DRIVE / IMPULSOR DE PARTIDA

FOTO / Photo pg. 227

APLICAÇÃO / Application / Aplicación

Audi: 4000 Diesel | 4000 Diesel turbo | 80D | 80D Turbo - Opel: Ascona C 1.6 D | Kadett D 1.6 D - Volkswagen: Amazon Diesel | Passat Diesel turbo | Santana Diesel turbo

MOTOR

Bosch: 0001316004 | 0001317007 | 0001317008 | 0001317013 | 0001317022 | 0001317025

EQUIVALENTE / Equivalent

Bosch: 1006209500 - Cargo: 131102 - Italciai: SD310 - Lester: 16623 | 17016 - Lucas: TMB454 - Lucas Indiel: 223249

0426

IMPULSOR DE PARTIDA DO MOTOR DE ARRANQUE
STARTER DRIVE / IMPULSOR DE PARTIDA

FOTO / Photo pg. 227

APLICAÇÃO / Application / Aplicación

Mazda: Especial/Special

MOTOR

Mazda: 489318400B | 489318400D | 489318400E - Mitsubishi: M3T10473 | M3T10475 | M3T10476

EQUIVALENTE / Equivalent

Lester: 16795 - Lucas Indiel: 223644 - Mazda: 489324722 - Mitsubishi: M191T31071 | M191T35271

0427

IMPULSOR DE PARTIDA DO MOTOR DE ARRANQUE
STARTER DRIVE / IMPULSOR DE PARTIDA

FOTO / Photo pg. 227

APLICAÇÃO / Application / Aplicación

John Deere: Carregadeiras | Tratores - Onan: Motores

MOTOR

Mitsubishi: MEO107 - Onan: 19911052

EQUIVALENTE / Equivalent

Lester: 17332 - Mitsubishi: M191T32271 - Onan: 1911087

0428

IMPULSOR DE PARTIDA DO MOTOR DE ARRANQUE
STARTER DRIVE / IMPULSOR DE PARTIDA

FOTO / Photo pg. 228

APLICAÇÃO / Application / Aplicación

Volkswagen: Kombi | Transporter 1600 1981...1992 | Transporter 1700 1986...1992 | Vanagon L4 1.6L 1588cc 97cid Diesel 1982...1984

MOTOR

Bosch: 0001317011 | 0001317012 | 0001317016 | 0001317017

EQUIVALENTE / Equivalent

Bosch: 1006209502 - Lester: 16961

0429

IMPULSOR DE PARTIDA DO MOTOR DE ARRANQUE
STARTER DRIVE / IMPULSOR DE PARTIDA

FOTO / Photo pg. 228

APLICAÇÃO / Application / Aplicación

TCM Equipment Lift Truck: FG35N3 0000

MOTOR

Hitachi: S114184 - Nissan: 23300C0600

EQUIVALENTE / Equivalent

Hitachi: 211415003 - Lester: 18110 - Nissan: 23312C0600

0433

IMPULSOR DE PARTIDA DO MOTOR DE ARRANQUE
STARTER DRIVE / IMPULSOR DE PARTIDA

FOTO / Photo pg. 228

APLICAÇÃO / Application / Aplicación

Buick: Century V6 3.8L 3800cc 231cid 1984...1985 | Electra V6 3.8L 3800cc 231cid 1985 | LeSabre V6 3.0L 181cid 1986 | Skylark V6 3.0L 181cid 1986 | Somerset Regal V6 3.0L 181cid 1985 | Somerset V6 3.0L 181cid 1986 - Oldsmobile: 98 V6 3.8L 3800cc 231cid 1985 | Calais V6 3.0L 181cid VIN L 1985...1986 | Cutlass Ciera V6 3.8L 3800cc 231cid 1984...1985 | Delta 88 V6 3.0L 181cid 1986 - Pontiac: Grand Am V6 3.0L 181cid 1985

0433

IMPULSOR DE PARTIDA DO MOTOR DE ARRANQUE
STARTER DRIVE / IMPULSOR DE PARTIDA

FOTO / Photo pg. 228

EQUIVALENTE / Equivalent

Lester: 6307 | 6308 | 6309 | 6310 | 6312 | 6313 | 6315 | 6316 | 6318 | 6319 | 6327 | 6330 | 6331 | 6426 - Remy: D2032 | 1984511

0434

IMPULSOR DE PARTIDA DO MOTOR DE ARRANQUE
STARTER DRIVE / IMPULSOR DE PARTIDA

FOTO / Photo pg. 228

APLICAÇÃO / Application / Aplicación

John Deere: Trator

MOTOR

Allis Chalmers: 1336643 - Case: 91902C1 | A162469 - Caterpillar: 4N0241 | 7N0923 | 9G6941 - John Deere: AR16277 | AR41627 | AR70611 | RE13722 | RE23900
Nippondenso: 280003290 | 280003292 | 280003650 | 280003690 | 280003930 | 280003970 | 280003971 | 280005040 | 280005920 | 280005960 | 280006920 | 280007430
| 280007431 | 1280000260 | 1280000771 | 1280000772 | 1280002000 | 1280003690 | 1280004340 | 1280005330

EQUIVALENTE / Equivalent

Allis Chalmers: 02683662 | 02698850 - Case: A47788 - Caterpillar: 4N7523 - John Deere: AR54992 - Lester: 16629 | 16635 | 16643 | 16644 | 17103 | 17120 | 17349 |
17353 | 17369 | 17386 - Nippondenso: 0283001280 | 0283001660

0438

IMPULSOR DE PARTIDA DO MOTOR DE ARRANQUE
STARTER DRIVE / IMPULSOR DE PARTIDA

FOTO / Photo pg. 228

APLICAÇÃO / Application / Aplicación

Deutz: Especial/Special - Fiat: Turbo - Mercedes Benz: Especial/Special

EQUIVALENTE / Equivalent

Lucas Indiel: 228204 - Nashville: 45210100

0439

IMPULSOR DE PARTIDA DO MOTOR DE ARRANQUE
STARTER DRIVE / IMPULSOR DE PARTIDA

FOTO / Photo pg. 228

APLICAÇÃO / Application / Aplicación

Perkins: 4 E 6 CIL Tipo AN 115

EQUIVALENTE / Equivalent

Bosch: 1987BE0037 - Lucas Indiel: 228205 - Nashville: 4520100

0440

IMPULSOR DE PARTIDA DO MOTOR DE ARRANQUE
STARTER DRIVE / IMPULSOR DE PARTIDA

FOTO / Photo pg. 228

APLICAÇÃO / Application / Aplicación

Deutz: Especial/Special - Ford: Especial/Special - Mercedes Benz: Caminhões | Especial/Special | Ônibus | Tratores

EQUIVALENTE / Equivalent

Lucas Indiel: 222901

0441

IMPULSOR DE PARTIDA DO MOTOR DE ARRANQUE
STARTER DRIVE / IMPULSOR DE PARTIDA

FOTO / Photo pg. 228

APLICAÇÃO / Application / Aplicación

Mercedes Benz: L1112 OM352 | L1114 OM358 | L608 OM314 | L911 OM325

MOTOR

Lucas Indiel: 35257385

EQUIVALENTE / Equivalent

Bosch: 1987BE0011 - Lucas Indiel: 228099 | 35256654 | 35257820

0442

IMPULSOR DE PARTIDA DO MOTOR DE ARRANQUE
STARTER DRIVE / IMPULSOR DE PARTIDA

FOTO / Photo pg. 228

APLICAÇÃO / Application / Aplicación

Peugeot: 304 | 305 - Porsche: 924 | 944

MOTOR

Bosch: 0001208213 | 0001208222 | 0001311134 | 0001311135 | 0001311138 | 0001314022

EQUIVALENTE / Equivalent

Bosch: 1006209448

0443

IMPULSOR DE PARTIDA DO MOTOR DE ARRANQUE
STARTER DRIVE / IMPULSOR DE PARTIDA

FOTO / Photo pg. 228

APLICAÇÃO / Application / Aplicación

Renault: R11 | R18 | R21 | R9 - Volkswagen: Gacel GL e GS Carat

EQUIVALENTE / Equivalent

Bosch: 1987BE0038 - Lucas Indiel: 221901 - Tria: ZAE911335

0445

IMPULSOR DE PARTIDA DO MOTOR DE ARRANQUE
STARTER DRIVE / IMPULSOR DE PARTIDA

FOTO / Photo pg. 228

APLICAÇÃO / Application / Aplicación

Renault: Fuego com Motor 1.4, 2.0 e 2.2 | Nevada com Motor 1.4, 2.0 e 2.2 | Renault 12 com Motor 1.4, 1.8, 2.1 | Renault 4 com Motor 1.4, 1.8, 2.1 | Renault 6 com Motor 1.4, 1.8, 2.1 | Trafic com Motor 1.4, 2.0 e 2.2

EQUIVALENTE / Equivalent

Bosch: 1987BE0012 - Lucas: 27330 - Lucas Indiel: 227330 | 35257330

0447

IMPULSOR DE PARTIDA DO MOTOR DE ARRANQUE
STARTER DRIVE / IMPULSOR DE PARTIDA

FOTO / Photo pg. 228

APLICAÇÃO / Application / Aplicación

Alfa Romeo: Giulia Diesel - Lamborghini: 784DT | C352 | C362 | C453 | C503 | C533 | C653 | DT235 | DT653 | L503 | LL503 | R235 | R483 | R653 | S235 | S503 - Valmet: 20KVA | HR392A | HR488H | HR488HT | HR488HTA | HR492A | HR492HT | HT9

MOTOR

Bosch: 0001362035 | 0001362042 | 0001362059 | 0001362092 | 0001362095 | 0001363105 | 0001363117 | 0001363125 | 0001366011 | 0001366012 | 0001366024 | 0001366027

EQUIVALENTE / Equivalent

Bosch: 2006209475 - Italacciai: SD016 - Lester: 17114 | 18120 - Lucas Indiel: 223657

0448

IMPULSOR DE PARTIDA DO MOTOR DE ARRANQUE
STARTER DRIVE / IMPULSOR DE PARTIDA

FOTO / Photo pg. 228

APLICAÇÃO / Application / Aplicación

Datsun: Especial/Special Diesel - Isuzu: Especial/Special

MOTOR

Hitachi: S1234 | S1263 | S1264 | S1268 | S1323 | S1334 | S1336 | S1338 | S1340 | S1343 | S1345 | S1346 | S1218D | S1219C | S1219K | S1234A | S1263A | S1263B | S1263C | S1268A | S1268B | S1268D | S1334A | S1340A | S13443 | S1345A | S1345B | S1346A | S25106 | S25123 | S25129 | S25132 | S25141 | S25152 | S12119C | S1219KA | S1219KB - Nissan: 233003470 | 233003705 | 23300G700 | 23300Z700 | 2330015815 | 2330031W00 | 2330031W01 | 2330031W02 | 2330031W03 | 2330031W04 | 2330031Y03 | 2330032W03 | 2330037503 | 2330037505 | 2330037506 | 2330037508 | 2330079601 | 2330090062 | 2330090217 | 23300A3210 | 23300G7000 | 23300G7001 | 23300G7002 | 23300G7003 | 23300G7004 | 23300G7005 | 23300G7006 | 23300G7007 | 23300L1800 | 23300T3400 | 23300T3470 | 23300T5600 | 23300T5601 | 23300V0600 | 23300V0601 | 23300V0602 | 23300V0603 | 23300V0605 | 23300W3101 | 23300Y1400 | 23300Y1403 | 23300Y1405 | 23300Z7000 | 23300Z7001 | 23300Z7005 | 23300375088 | 23300V06001

EQUIVALENTE / Equivalent

Bosch: 1987BE0039 - Hitachi: 212025001 | 212045002 | 212055002 | 212075002 | 212085001 | 212085002 | 225035001 - Isuzu: 5811230090 | 5811230150 | 9821212340 - Lester: 16771 | 16818 - Lucas Indiel: 223250 - Nissan: 212025001 | 212045002 | 2331237502 | 2331237504 | 2331276201 | 23312V0601 | 233312V0601

0449

IMPULSOR DE PARTIDA DO MOTOR DE ARRANQUE
STARTER DRIVE / IMPULSOR DE PARTIDA

FOTO / Photo pg. 228

APLICAÇÃO / Application / Aplicación

Land Rover: 90, 110 Diesel

EQUIVALENTE / Equivalent

Lucas: TMB150 | 54267317

0450

IMPULSOR DE PARTIDA DO MOTOR DE ARRANQUE
STARTER DRIVE / IMPULSOR DE PARTIDA

FOTO / Photo pg. 228

APLICAÇÃO / Application / Aplicación

Hyster: Empilhadeira com motor 60XM | Empilhadeira com motor H45 - Hyundai: Accent GLS | Excel | Pony | Sonata 2.4 e 3.0 | Stellar - Kia: Picanto FLEX 2010 | Sephia GTX 1.5 16V 1994... | Sephia SLX 1.6 8V 1994... | Sportage com motor OHC 16V a gasolina - Mazda: 323 1.3 e 1.5 | MX 5 (Miata) 1.6 e 1.8 - Mitsubishi: Celeste com motor GP 25/30 | Galant com motor GP 25/30 | Sapporo com motor GP 25/30 | Starion com motor GP 25/30 | Tredia com motor GP 25/30 - Suzuki: Samurai | Sidekick 1994 | SJ 410 | SJ 413 | Vitara 1.6 16V

0450

IMPULSOR DE PARTIDA DO MOTOR DE ARRANQUE
STARTER DRIVE / IMPULSOR DE PARTIDA

FOTO / Photo pg. 228

MOTOR

Ford: SAI761 | SAI772 | SAI773 | SAI780 | SAI783 | SAI788 | B65818400 | B35918400A | B63018400A | B67618400A | E9BZ11002A | E9JY11002A | F0BY11002B | F0BZ11002B | F0JY11002A | F1JY11002A | F7GZ11002A | F9JY11002A - General Motors/Chevrolet: 30001695 - Mazda: 478010400 | 478018400 | B30318400 | B35918400 | B50518400 | B59318400 | B61P18400 | B63018400 | B67618400 | D53018400 | E35618400 | E35718400 | F24018400 | F8B18400A | 478018400A | B30318400A | B31518400A | B31518400B | B61R18400A | B63018400A | B67618400A | B67618400B | B6S818400A | D50518400B | E35618400B | F24018400B | F85018400E | F8B118400A | F8B118400B | F8B118400C | FE0518400C | FE1J18400A | FE5018400E | FE5A18400A - Mitsubishi: M2T322 | M3T244 | 1368852 | MD81567 | M2T30581 | M2T30583 | M2T32281 | M2T40081 | M2T42881 | M2T44081 | M2T48081 | M2T49881 | M3M32722 | M3M32782 | M3Q38882 | M3T21281 | M3T21381 | M3T21781 | M3T21882 | M3T22581 | M3T24482 | M3T25885 | M3T27786 | M3T29482 | M3T30581 | M3T30583 | M3T30681 | M3T30881 | M3T30981 | M3T32588 | M3T32589 | M3T32591 | M3T32592 | M3T32593 | M3T33182 | M3T33281 | M3T33282 | M3T3586D | M3T38082 | M3T38181 | M3T38381 | M3T38481 | M3T38581 | M3T38682 | M3T38881 | M3T38882 | M3T38883 | M3T38884 | M3T38885 | M3T38886 | M3T38981 | M3T38982 | M3T39385 | M3T39481 | M3T39523 | M3T39981 | M3T41081 | M3T41083 | M3T41088 | M3T41181 | M3T41185 | M3T41186 | M3T41282 | M3T41285 | M3T41681 | M3T42781 | M3T42881 | M3T43381 | M3T43481 | M3T43581 | M3T48181 | M3T49381 | M3T49581 | M3T49585 | M3T49781 | M3T70081 | M3V38881 | M3V38882 | M3Y24482 | MD016729 | MD016851 | MD016863 | MD066761 | MD081567 | MD081568 | MD100431 | MD101219 | MD107614 | MD107615 | MD161437 | MD162836 | MD162837 | MD162838 | MD164866 | MD180238 | MD180239 | MD189054 | MD192222 | MD192228 | 901286806 | M3MT30583 | M3T016851 | M3T016863 | M3T066761 | M3T14482J | M3T162838 | M3T164866 | M3T189054 | M3T21281D | M3T21381D | M3T21781D | M3T21882D | M3T24482H | M3T24482K | M3T24486H | M3T25252H | M3T25282H | M3T25285A | M3T25885A | M3T27686D | M3T29482D | M3T302589 | M3T32782D | M3T388682 | M3T38881A | M3T38881B | M3T38881C | M3T38882A | M3T38882B | M3T38882C | MD 100431 | M3T4010081 - Nissan: 2330000H10 | 2330000H11 | 2330005H11 | 2330041B70 | 2330042L11 | 2330042L13 | 2330042L14 | 2330060S10 | 23300D0214 | 23300L2912 | 23300P5113 | 23300P5114 | 23300T5070 | 23300T5072 | 23300W0413 | 23300W0417 | 23300Y0715 - Suzuki: 3110080091 | 3110083010 | 3110083021

EQUIVALENTE / Equivalent

Bosch: 1987BE0013 - Cargo: 132005 - Ford: SDE332 | E7GZ11350A - General Motors/Chevrolet: 96063635 - Lester: 16514 | 16522 | 16708 | 16794 | 16795 | 16922 | 16938 | 16940 | 16941 | 16966 | 16971 | 17181 | 17212 | 17288 | 17662 - Lucas Indiel: 223252 - Mazda: B63018X45 | E35618X45 - Mitsubishi: MD607894 | MD611372 | M191T22071 | M191T22371 | M191T22771 | M191T22971 | M191T23071 | M191T23471 - Nissan: 2335442L10 | 2335442L11 - Suzuki: 3132079030 | 3132082130 | 3132082139

0451

IMPULSOR DE PARTIDA DO MOTOR DE ARRANQUE
STARTER DRIVE / IMPULSOR DE PARTIDA

FOTO / Photo pg. 228

APLICAÇÃO / Application / Aplicación

Renault: R4,R5,R6,F6 - Seat: 127 0.9 - Talbot: Especial/Special

MOTOR

Femsa: MTV124 | MTV126 | MTV128 | MTA1219 | MTA1237 | MTA1238 | MTA1239 | MTA1243 | MTA12P19 - Italacciai: MTA01219

EQUIVALENTE / Equivalent

Bosch: 9001336223 - Femsa: 1706115 - Italacciai: SD427

0453

IMPULSOR DE PARTIDA DO MOTOR DE ARRANQUE
STARTER DRIVE / IMPULSOR DE PARTIDA

FOTO / Photo pg. 229

APLICAÇÃO / Application / Aplicación

Fiat: 600

MOTOR

Italacciai: MTA1201

EQUIVALENTE / Equivalent

Bosch: 9001336203 - Femsa: 9328 - Italacciai: SD119 - Lucas Indiel: 223254

0454

IMPULSOR DE PARTIDA DO MOTOR DE ARRANQUE
STARTER DRIVE / IMPULSOR DE PARTIDA

FOTO / Photo pg. 229

APLICAÇÃO / Application / Aplicación

General Motors/Chevrolet: Silverado 1981

EQUIVALENTE / Equivalent

Lester: 3601 | 3725 | 3741 | 3742 | 3764 | 6305 | 6343 | 6346 | 6541 - Lucas Indiel: 223659 - Remy: S5894

0455

IMPULSOR DE PARTIDA DO MOTOR DE ARRANQUE
STARTER DRIVE / IMPULSOR DE PARTIDA

FOTO / Photo pg. 229

APLICAÇÃO / Application / Aplicación

Ford: Escort GL L4 1.9 gasolina 1985 | Escort GL L4 1.9 gasolina 1987 | Escort GL L4 1.9 gasolina 1988 | Escort GT L4 1.9 gasolina 1986 | Escort GT L4 1.9 gasolina 1987 | Escort GT L4 1.9 gasolina 1988 | Escort GT L4 1.9 gasolina 1989 | Escort GT L4 1.9 gasolina 1990 | Escort L L4 1.9 gasolina 1985 | Escort L L4 1.9 gasolina 1986 | Escort LX L4 1.9 gasolina 1986 | Escort LX L4 1.9 gasolina 1988 | Escort LX L4 1.9 gasolina 1989 | Escort LX L4 1.9 gasolina 1990 | Escort Pony L4 1.9 gasolina 1987 | Escort Pony L4 1.9 gasolina 1988 | Escort Pony L4 1.9 gasolina 1989 | Escort Pony L4 1.9 gasolina 1990 - Mercury: Lynx XR3 L4 1.9 gasolina 1986 | Lynx XR3 L4 1.9 gasolina 1987

MOTOR

Ford: E3FZ11002A | E6FZ11002A | E6EF11001AA

0455IMPULSOR DE PARTIDA DO MOTOR DE ARRANQUE
STARTER DRIVE / IMPULSOR DE PARTIDA

FOTO / Photo pg. 229

EQUIVALENTE / Equivalent

Bosch: 1987BE0014 - Ford: E6FZ11350A | E6EF11350AA - Lester: 3196

0458IMPULSOR DE PARTIDA DO MOTOR DE ARRANQUE
STARTER DRIVE / IMPULSOR DE PARTIDA

FOTO / Photo pg. 229

APLICAÇÃO / Application / Aplicación

Citroën: C2 | C3

EQUIVALENTE / Equivalent

Lucas Indiel: 221192 - Paris Rhone: 54457

0459IMPULSOR DE PARTIDA DO MOTOR DE ARRANQUE
STARTER DRIVE / IMPULSOR DE PARTIDA

FOTO / Photo pg. 229

APLICAÇÃO / Application / Aplicación

Peugeot: Pick Up 504 Diesel 1.3 Ton

MOTOR

Nippondenso: 290996200

EQUIVALENTE / Equivalent

Bosch: 1987BE0015 - Lucas Indiel: 35257707

0460IMPULSOR DE PARTIDA DO MOTOR DE ARRANQUE
STARTER DRIVE / IMPULSOR DE PARTIDA

FOTO / Photo pg. 229

APLICAÇÃO / Application / Aplicación

Peugeot: 504 Diesel

MOTOR

Bosch: 0001359021 | 0001362081 | 0001362602 | 0001362603 | 0001362606 | 0001362607

EQUIVALENTE / Equivalent

Bosch: 2006209431 - Italtacciai: SD350 | SD354 - Lester: 16752 - Lucas Indiel: 223256

0461IMPULSOR DE PARTIDA DO MOTOR DE ARRANQUE
STARTER DRIVE / IMPULSOR DE PARTIDA

FOTO / Photo pg. 229

APLICAÇÃO / Application / Aplicación

Peugeot: 504 Diesel

MOTOR

Italtacciai: D11E191 - Paris Rhone: D11E191

EQUIVALENTE / Equivalent

Italtacciai: SD804 - Lucas Indiel: 221291 | 223664 | 227336 - Paris Rhone: 105325

0462IMPULSOR DE PARTIDA DO MOTOR DE ARRANQUE
STARTER DRIVE / IMPULSOR DE PARTIDA

FOTO / Photo pg. 229

APLICAÇÃO / Application / Aplicación

Borgward: Especial/Special - Peugeot: Especial/Special

EQUIVALENTE / Equivalent

Lucas Indiel: 227336 | 35257336

0463IMPULSOR DE PARTIDA DO MOTOR DE ARRANQUE
STARTER DRIVE / IMPULSOR DE PARTIDA

FOTO / Photo pg. 229

APLICAÇÃO / Application / Aplicación

Dodge: Dodge 1500 - Peugeot: 404 | 404/8 | 504 | J7

MOTOR

Ducellier: 6020 | 6035 | 6081 | 6020E | 6020F | 6035F | 6081E | 6081F

EQUIVALENTE / Equivalent

Bendix: 281025 | 293422 - Ducellier: 73893 - Italtacciai: SD040 - Lucas Indiel: 227344 - Paris Rhone: 97584 | 103790 - Valeo: NE563 | NE584

0467

IMPULSOR DE PARTIDA DO MOTOR DE ARRANQUE
STARTER DRIVE / IMPULSOR DE PARTIDA

FOTO / Photo pg. 229

APLICAÇÃO / Application / Aplicación

Ford: Escort GL | Escort Guaruja | Ghia 1.6 e 1.8 - Renault: Clio - Volkswagen: Carat | Gacel GL, GS | Gol | Santana | Senda

MOTOR

Lucas Indiel: 35257510 | 35257790 | 35257890 | 35258060 | 35258180 | 35258290 | 35258340

EQUIVALENTE / Equivalent

Bosch: 1987BE0040 - Lucas Indiel: 227783 | 228133 | 35257521 | 35257783 | 35258133

0468

IMPULSOR DE PARTIDA DO MOTOR DE ARRANQUE
STARTER DRIVE / IMPULSOR DE PARTIDA

FOTO / Photo pg. 229

APLICAÇÃO / Application / Aplicación

Renault: 19 1.6 | 21 2000 | 21GTX | CL3 1.6 Argentino | Fuego com motor 2000 Argentino e Brasileiro | Linea 21 2.2 | R 11 | R 12 | R 18 | R 9 | R19 | RFS | Trafic 2.2

MOTOR

Lucas Indiel: 35258380

EQUIVALENTE / Equivalent

Bosch: 1987BE0016 - Lucas Indiel: 227785 | 228139 | 35257525 | 35258139

0469

IMPULSOR DE PARTIDA DO MOTOR DE ARRANQUE
STARTER DRIVE / IMPULSOR DE PARTIDA

FOTO / Photo pg. 229

APLICAÇÃO / Application / Aplicación

Ford: Sierra Ghia 1.6 | Sierra L 1.6 - Volkswagen: Apollo Classic

EQUIVALENTE / Equivalent

Lucas Indiel: 228134 | 35257650 | 35258393

0474

IMPULSOR DE PARTIDA DO MOTOR DE ARRANQUE
STARTER DRIVE / IMPULSOR DE PARTIDA

FOTO / Photo pg. 229

APLICAÇÃO / Application / Aplicación

Audi: 4000 TD | 80 1.6 D | 80 1.6 TD - Opel: Astra 1.7 D | kadett D/E 1.7 D | Vectra - Vauxhall: Astra D | Cavalier D - Volkswagen: Passat | Quantum | Santana

EQUIVALENTE / Equivalent

Bosch: 9001066239

0475

IMPULSOR DE PARTIDA DO MOTOR DE ARRANQUE
STARTER DRIVE / IMPULSOR DE PARTIDA

FOTO / Photo pg. 229

APLICAÇÃO / Application / Aplicación

Audi: A3 1.6, 1.8 e 2.0 | A6 1.6, 1.8 e 2.0 - BMW: 316i | 318i | 320i | 325i | 518i | 520i | 523i | 525i | 528i | 728i - Ford: Laser | Meteor | Transit 1.6, 2.0 | VL com odore - Jaguar: Daimler | Sovereign 2.9 - 3.6 - Lamborghini: 9LD 625 - Land Rover: Defender 2.5 - Mazda: 323 1.3 - 1.5 626/EGi - Nissan: Skyline Australian - Toyota: Corolla

MOTOR

Bosch: 0001107033 | 0001108042 | 0001108054 | 0001108063 | 0001108065 | 0001108100 | 0001108108 | 0001108115 | 0001108117 | 0001108129 | 0001108131 | 0001108145 | 0001109009 | 0001110011 | 0001110028 | 0001110041 | 0001110042 | 0001110111 | 0001115035

EQUIVALENTE / Equivalent

Bosch: 1006209534 | 1006209547 | 1006209549 | 1006209554 | 1006209559 | 9001066242 | 9001066247 | 9001066248 | 9001066476 | 9001690111 - Lester: 17148 | 17149 | 17236 | 17237 - Lucas: TMB554 - Lucas Indiel: 223259

0480

IMPULSOR DE PARTIDA DO MOTOR DE ARRANQUE
STARTER DRIVE / IMPULSOR DE PARTIDA

FOTO / Photo pg. 229

APLICAÇÃO / Application / Aplicación

Dodge: 950 - Ford: Cargo Série D, K - Massey Ferguson: Trator

MOTOR

Lucas Indiel: 27511A | 27500A/J | 27504A/B | 27506A/D | 27507A/B | 27516A/D | 27528A/D | 27553A/D | 27554A/B | 27562A/B

EQUIVALENTE / Equivalent

Lester: 16608 | 17647 | 18264 - Lucas: TMB148 | 54247393 | 54268139 | 54290585

0482

IMPULSOR DE PARTIDA DO MOTOR DE ARRANQUE
STARTER DRIVE / IMPULSOR DE PARTIDA

FOTO / Photo pg. 229

APLICAÇÃO / Application / Aplicación

Alfa Romeo: Alfa 164 2.0 | Alfa 164 3.0 | Alfa 33 1.3, 1.5, 1.6 | Alfa 75 2.0 | Alfa 90 2.0 - Audi: 100 | 100INJ | 200 | 80 1.6, 1.8 e 1.9 | 80D | 80INL | 80TD | 90 | 90D | Coupe 1.6 | Quattro - BMW: 325E | 325i | 525E | 90 | 900 | 900 Turbo | 900 Turbo 16 | 9000 | 900INJ - Citroën: AX 07/1993... | BX14 07/1993... | BX16 07/1993... | LNA 11 07/1993... | Visa 10 07/1993... | Visa 11 07/1993... | Visa 14 ZX 1.9i, 2.0i 07/1993... - Fiat: Marea ELX 1.9 JTD | Marea Weekend ELX 1.9 JTD | Palio EX/ ELX Turbo Diesel | Palio SX 1.7 Turbo Diesel | Palio Weekend ELX Turbo Diesel | Panda 1000 | Panda 750 | Siena EX / ELX Turbo Diesel | Stilo 1.9 JTD | Strada 1.7 Turbo Diesel | Uno 45 - Ford: Capri 2.3 | Granada 2.0, 2.3, 2.4, 2.8, 2.9 | Scorpio 2.4, 2.8, 2.8 INJ, 2.9, 2.9 4X4 | Sierra 2.0, 2.3, 2.3 INJ, 2.8, 2.8 4X4, 2.9 - General Motors/Chevrolet: Corsa 1.0, 1.4 | Omega 3.0, 4.1 | Omega Suprema 2.2, 3.0 | Silverado 4.1 - Lancia: Thema 8.32 - Mercedes Benz: 190 | 190E | 200 | 230 - Opel: Ascona Diesel | Ascona C20 | Kadett Diesel | Omega 1.8, 2.0 - Peugeot: 205 | 305 | 309 | 405 | 505 - Renault: R11 | R18 | R18 turbo | R9 | Trafic | Twingo I 1.2 1239ccm C3G 1992...1997 - Volkswagen: Derby | Gol | Golf 1.1, 1.3 | Jetta 1.3 | Kombi | Passat 1.6, 1.8 | Polo Diesel 1.0, 1.3 | Santana | Satation Wagon Diesel (USA) 1.6 | Scirocco | Transporter 1.6 Diesel | Voyage - Volvo: 740 2.0 e 2.3

MOTOR

Bosch: 000114004 | 0001108001 | 0001108002 | 0001108003 | 0001108007 | 0001108009 | 0001108010 | 0001108011 | 0001108012 | 0001108016 | 0001108017 | 0001108018 | 0001108019 | 0001108022 | 0001108023 | 0001108024 | 0001108026 | 0001108027 | 0001108028 | 0001108029 | 0001108030 | 0001108031 | 0001108035 | 0001108038 | 0001108043 | 0001108044 | 0001108047 | 0001108048 | 0001108051 | 0001108052 | 0001108053 | 0001108056 | 0001108061 | 0001108062 | 0001108064 | 0001108072 | 0001108073 | 0001108074 | 0001108078 | 0001108079 | 0001108080 | 0001108081 | 0001108085 | 0001108086 | 0001108088 | 0001108089 | 0001108090 | 0001108093 | 0001108098 | 0001108101 | 0001108102 | 0001108107 | 0001108112 | 0001108113 | 0001108120 | 0001108124 | 0001108125 | 0001108126 | 0001108130 | 0001108136 | 0001108143 | 0001108148 | 0001108149 | 0001108150 | 0001108153 | 0001110012 | 0001110022 | 0001110023 | 0001110027 | 0001110029 | 0001110030 | 0001110045 | 0001110046 | 0001110048 | 0001110049 | 0001110052 | 0001110100 | 0001110101 | 0001110106 | 0001110107 | 0001110122 | 0001110128 | 0001112005 | 0001112007 | 0001112008 | 0001112013 | 0001112015 | 0001112021 | 0001112025 | 0001112027 | 0001112028 | 0001112029 | 0001113001 | 0001113004 | 0001113007 | 0001113013 | 0001114003 | 0001114015 | 0001114016 | 0001208501 | 0001208507 | 0001208510 | 0001208515 | 0001208516 | 0001208517 | 0001208518 | 0001208528 | 0001208705 | 0001208707 | 0001208709 | 0001208710 | 0001208711 | 0001208713 | 0001208714 | 0001208717 | 0001211500 | 0001211501 | 0001211502 | 0001211503 | 0001211504 | 0001211505 | 0001211510 | 0001211514 | 0001211525 | 0001211536 | 9000333104 | 9000333106 | 9000333109 | 9000333114 | 9000333117

EQUIVALENTE / Equivalent

Bosch: 1006209503 | 1006209504 | 1006209506 | 1006209509 | 1006209513 | 1006209526 | 1006209528 | 1006209530 | 1006209531 | 1006209533 | 1006209536 | 1006209548 | 1006209563 | 1006209567 | 1006209570 | 1006209572 | 1006209573 | 1006209582 | 1006209597 | 1006209598 | 1006209619 | 1006209684 | 1006209685 | 1006209693 | 1006209700 | 1006209701 | 1006209705 | 1006209709 | 1006209939 | F000AL1516 | F000AL1534 | F000AL1698 | F000AL1700 - Cargo: 131104 - Fiat: 9941314 - General Motors/Chevrolet: 90273737 - Italcaccia: SD437 - Lester: 16401 | 16408 | 16619 | 16952 | 16956 | 16980 | 17011 | 17013 | 17039 | 17124 | 17135 | 17140 | 17157 | 17163 | 17164 | 17165 | 17225 | 17406 | 17407 | 17408 | 17508 | 17576 | 17664 | 17699 - Lucas: TMB455 | TMB570 - Lucas Indiel: 223261
Volkswagen: 02A911023 | 049911335A

0485

IMPULSOR DE PARTIDA DO MOTOR DE ARRANQUE
STARTER DRIVE / IMPULSOR DE PARTIDA

FOTO / Photo pg. 230

APLICAÇÃO / Application / Aplicación

Valmet: Especial/Special

MOTOR

Lucas Indiel: 26284A/E | 26342A/B | 26342D/L

EQUIVALENTE / Equivalent

Lucas: TMB118 | 54243741 | 54246741

0486

IMPULSOR DE PARTIDA DO MOTOR DE ARRANQUE
STARTER DRIVE / IMPULSOR DE PARTIDA

FOTO / Photo pg. 230

APLICAÇÃO / Application / Aplicación

Austin: Morris 1100 - Bedford: Caminhão - Chrysler: Dodge Ranger DKCF, DVC, WC | Dodge Ranger KC, VC | Dodge Ranger KCF, DKC - Dodge: Caminhão

MOTOR

Lucas Indiel: 27575 | 26335A | 270508 | 27436A | 27443A | 27556A | 26233K/M | 26286F/J | 26320D/J | 26348A/D | 27419A/D | 27449A/D | 27462A/B | 27508A/D | 27509A/B | 27533A/E | 27543A/D | 27545A/B | 27546A/B | 27551A/B | 27552A/B | 27558A/E

EQUIVALENTE / Equivalent

Lester: 16669 | 16984 | 17648 | 17653 | 18262 - Lucas: TMB121 | TNB169 | 54247389 | 54268142 | 60600038 - Lucas Indiel: 223262

0492

IMPULSOR DE PARTIDA DO MOTOR DE ARRANQUE
STARTER DRIVE / IMPULSOR DE PARTIDA

FOTO / Photo pg. 230

APLICAÇÃO / Application / Aplicación

John Deere: Trator 6300 - Mercedes Benz: 190E | 200 | 230

MOTOR

Lucas Indiel: 35256424 | 35257655 | 35258670

EQUIVALENTE / Equivalent

Lucas Indiel: 227816 | 35257816

0496

IMPULSOR DE PARTIDA DO MOTOR DE ARRANQUE
STARTER DRIVE / IMPULSOR DE PARTIDA

FOTO / Photo pg. 230

APLICAÇÃO / Application / Aplicación

Agrale: CaminhãoTX 1600D-1800D com motor MWM 229.4 10/1988... - John Deere: Trator 7000 com motor MWM TD 229.6 | Trator 7200 com motor MWM TD 229.6
Müller: Trator RT 82 MWM 229.3 10/1981... | Trator TR 62 MWM 229.3 10/1981... - MWM: Motor D2293 08/1985... - Valmet: Trator 68 08/1985... | Trator 68 Cafeeiro
08/1985... | Trator 68 Especial 08/1985... - Yanmar: Micro Trator TC11 e TC11 Super

MOTOR

Bosch: 9000083069

EQUIVALENTE / Equivalent

Bosch: 9001083618 | 9002453076 - Lucas Indiel: 223265

0497

IMPULSOR DE PARTIDA DO MOTOR DE ARRANQUE
STARTER DRIVE / IMPULSOR DE PARTIDA

FOTO / Photo pg. 230

APLICAÇÃO / Application / Aplicación

Case: Trator 580H/SH/SH 4x4 Cummins 433.9 04/1994... - Cummins: Especial/Special 10D - Ford: Cargo com motor Cummins | F4000 1998 - John Deere: 1020 | 1030
| 1040 | 1065 | 1075 | 1085 | 1120 | 1130 | 1140 | 1530 | 1630 | 1640 | 1830 | 1840 | 2040 | 2140 | 2150 | 2240 | 2350 | 2550 | 2750 | 2940 | 2950 | 820
| 830 | 840 | 920 | 968 | 969 | 970 | 975 | JD300 | JD310 | JD350 | MD330 - Komatsu: Retroescavadeira PC150 modelo 3 com motor Cummins 6BT 5.9 04/1993...
Mercedes Benz: L1113 | L1116 | L1117 | L1316 | L1317 | L1516 | LA1113 | LA1117 | LP1219 com motor Cummins 6BT 5.9 lts | LP1419 com motor Cummins 6BT
5.9 lts | Marcopolo | MBL1319 com motor Cummins 6BT 5.9 lts - Valmet: Trator Série 1180 com motor Cummins 6B 5.9 08/1990... - Volkswagen: 16200 motor cummins
Zanello: Trator com motor MWM e Cummins

MOTOR

Bosch: 0001359090 | 9000083071 | 9000083075 | 9000083076 | 9000453075 | 9000453076 | F006AL0602 | F006ALO602

EQUIVALENTE / Equivalent

Bosch: 2006209414 | 2006209444 | 9002453077 - Lester: 16563 | 17309 - Lucas: TNB408 - Lucas Indiel: 222495

0498

IMPULSOR DE PARTIDA DO MOTOR DE ARRANQUE
STARTER DRIVE / IMPULSOR DE PARTIDA

FOTO / Photo pg. 230

APLICAÇÃO / Application / Aplicación

General Motors/Chevrolet: Spectrum L4 1.5L 1471cc 92cid 1985...1986 | Spectrum L4 1.5L 1471cc 92cid w/Turbo 1987...1988 | Spectrum L4 1.5L 1471cc 92cid w/Turbo 1989
| Spectrum L4 1.5L 1471cc 92cid wo/Turbo 1987...1988 - Geo: Spectrum L4 1.5L 1471cc 92cid wo/Turbo 1989 - Isuzu: I-Mark L4 1.5L 1471cc 1985...1986 | I-Mark L4 1.5L
1471cc w/Turbo 1987...1989 | I-Mark L4 1.5L 1471cc wo/Turbo 1987...1989 - Pontiac: Sunburst L4 1.5L 1471cc 92cid 1985...1986 | Sunburst L4 1.5L 1471cc 92cid wo/Turbo
1987...1988 - TCM Equipment Lift Truck: Various Models 4XC1 Engine - Toyota: Corolla | Starlet

MOTOR

Nippondenso: 1280001310 | 1280001311 | 1280002170 | 1280004670 | 1280004671

EQUIVALENTE / Equivalent

Isuzu: 8941258890 - Lester: 16245 | 16880 | 16883 - Nippondenso: 0283003570 | 0283003571 | 0283004410

0499

IMPULSOR DE PARTIDA DO MOTOR DE ARRANQUE
STARTER DRIVE / IMPULSOR DE PARTIDA

FOTO / Photo pg. 230

APLICAÇÃO / Application / Aplicación

Nissan: Bluebird 1.6, 1.8, 1.8 Turbo | Laurel 2.0 | Prairiep 1.8 | Stanza 1.6, 1.8 | Urvan | Z20 | Z22

MOTOR

Hitachi: S114319 | S114320 | S114348 | S114376 | S114389 | S114390 | S114391 | S114413 | S114426 | S114603 | S114604 | S114607 | S114320A | S114348A |
S114389A | S114390A | S114391A | S114413A | S114607A | S114607C | S1143766B - Mando: OK24118400A - Nissan: 2330000 | 2330018C00 | 2330018C01 |
2330018C03 | 2330057M00 | 2330057M05 | 2330080W00 | 23300D0100 | 23300D0200 | 23300D0220 | 23300D1700 | 23300V5202 | 23300W0402 | 23300W0403

EQUIVALENTE / Equivalent

Hitachi: 211445504 - Lester: 16774 | 16805 | 16992 - Nissan: 23312D0100

0502

IMPULSOR DE PARTIDA DO MOTOR DE ARRANQUE
STARTER DRIVE / IMPULSOR DE PARTIDA

FOTO / Photo pg. 230

APLICAÇÃO / Application / Aplicación

Fiat: Spazio Diesel | Uno Diesel

MOTOR

Italacciai: 4469693

EQUIVALENTE / Equivalent

Fiat: 9937298 | 9938952 - Italacciai: SD167 - Lucas: TNB159 | 54267004 | 54267478 - Lucas Indiel: 223266

0505

IMPULSOR DE PARTIDA DO MOTOR DE ARRANQUE
STARTER DRIVE / IMPULSOR DE PARTIDA

FOTO / Photo pg. 230

APLICAÇÃO / Application / Aplicación

Ford: Cargo 1114 | Cargo 1117 | Cargo 1218 | Cargo 1314 | Cargo 1317 | Cargo 1418 | Cargo 1514 | Cargo 1517 | Cargo 1615 | Cargo 1618 | Cargo 1619 | Cargo 2215 | Cargo 2218 | Cargo 2218 T | Cargo 2319

MOTOR

Bosch: 9000453024 | 9000453057 - Wapsa: MPB66

EQUIVALENTE / Equivalent

Bosch: 9001453347 - Lucas: TWB254 - Volkswagen: TE5H11350A - Wapsa: 224054

0506

IMPULSOR DE PARTIDA DO MOTOR DE ARRANQUE
STARTER DRIVE / IMPULSOR DE PARTIDA

FOTO / Photo pg. 230

APLICAÇÃO / Application / Aplicación

Chrysler: Dodge

MOTOR

Lucas Indiel: 26233A/J | 26286A/E | 26320A/B

EQUIVALENTE / Equivalent

Lucas: TMB103 | 54246663 | 54257675

0507

IMPULSOR DE PARTIDA DO MOTOR DE ARRANQUE
STARTER DRIVE / IMPULSOR DE PARTIDA

FOTO / Photo pg. 230

APLICAÇÃO / Application / Aplicación

Allis Chalmers: Tractor Farm ED40 4 Cil 138 Diesel - Bonser: 50 D 60 D 70 D 90 D 100 D - Case: Agricultural Loader 580F Construction King European Model (Std.) | Agricultural Tractor 1394 4 Cil 219 Diesel 1983...1988 | Agricultural Tractor 1494 4 Cil 219 Diesel 1983...1988 | Tractor Farm 1290 4 Cil 195 Diesel 1980...1983 | Tractor Farm 1294 4 Cil 219 Diesel 1983...1984 | Tractor Farm 1390 4 Cil 219 Diesel 1980...1983 | Tractor Farm 1490 4 Cil 219 Diesel 1980...1983 | Tractor Farm 995 4 Cil 219 Diesel 1971...1976 - David Brown: 580 770 880 990 1190 1212 | Tractor Farm 120 4 Cil 219 Diesel 1969...1971 | Tractor Farm 1200 4 Cil 219 Diesel 1969...1971 | Tractor Farm 121 4 Cil 219 Diesel 1971...1976 | Tractor Farm 1210 4 Cil 219 Diesel 1971...1980 | Tractor Farm 1212 4 Cil 219 Diesel 1971...1976 | Tractor Farm 990 4 Cil 186 Diesel 1969...1980 | Tractor Farm 991 4 Cil 186 Diesel 1972...1980 | Tractor Farm 995 4 Cil 219 Diesel 1977...1980 | Tractor Farm 996 4 Cil 219 Diesel 1971...1980
Lister Petter Tractor: PH Séries 1/2/3 Cil Diesel | SR4 Séries 4 Cil Diesel | ST1 Séries 1/2/3 Cil Diesel | ST2 Séries 1/2/3 Cil Diesel | ST3 Séries 1/2/3 Cil Diesel

EQUIVALENTE / Equivalent

Lester: 16664 - Lucas: TMB108 | 54242044 | 54246729

0517

IMPULSOR DE PARTIDA DO MOTOR DE ARRANQUE
STARTER DRIVE / IMPULSOR DE PARTIDA

FOTO / Photo pg. 230

APLICAÇÃO / Application / Aplicación

Nissan: Cherry 1.0, 1.3, 1.5 | Micra | Prairie | Pulsar | Sentra | Sunny 1.3, 1.5, 1.6 | Tsuru - Subaru: Justy

MOTOR

Hitachi: S114315 | S114316 | S114362 | S114364 | S114418 | S114419 | S114424 | S114435 | S114556 | S114568 | S114617 | S114630 | S114769 | S114-424 | S114-617 | S114-769 | S114419A | S114435A | S114435B | S114435E | S114556A | S144617A | S144-617A - Nissan: 2330070Y00 | 2330070Y01 | 2330074Y00 | 2330085A01 | 23300KA010 | 23300KA160 | 23300KA270 | 23300KA440 | 23300KA510 | 23300M8000 | 23300M8001 | 23300M8200 | 23300M8201 - Subaru: 429916400 | 429916500 | 429916700 | 429916710 | 23300KA010 | 23300KA270 | 23300KA290

EQUIVALENTE / Equivalent

Hitachi: 211415504 - Lester: 16775 | 17057 | 17147 | 17295 - Nissan: 23312KA050 | 23312M8000 | 23312KA050 - Subaru: 492866401 | 23300KA270

0519

IMPULSOR DE PARTIDA DO MOTOR DE ARRANQUE
STARTER DRIVE / IMPULSOR DE PARTIDA

FOTO / Photo pg. 230

APLICAÇÃO / Application / Aplicación

Asia Motors: Towner - Nissan: 200SX L4 1.6L 1597cc 97cid 1995...1998 | Cherry | GA13, GA15, G16 | Pulsar | Sentra L4 1.6L 1597cc 97cid 1995...1999 | Sunny
Subaru: Justy 1.2

MOTOR

Nissan: 2330073C10 | 23300M8010 | 23300M8011 | 23300M8110 | 23300M8310 | 23300M215R - Suzuki: 3110071J00

EQUIVALENTE / Equivalent

Lester: 16732 | 16775 | 17057 | 17147 | 17580 - Mitsubishi: M191T26171

0520

IMPULSOR DE PARTIDA DO MOTOR DE ARRANQUE
STARTER DRIVE / IMPULSOR DE PARTIDA

FOTO / Photo pg. 230

APLICAÇÃO / Application / Aplicación

Ford: Capri 1.6, 2.0 | Courier com motor Zetec | Escort 1.1, 1.3, 1.6, 1.6 D | Fiesta 1.0, 1.1, 1.3, 1.4, 1.6 D | Granada 2.0 | Mondeo 1.8i e 2.0i | Orion 1.6 D | Scorpio 1.8, 2.0 e 2.0i | Sierra 1.3, 1.6, 1.8, 2.0, 2.0i, 2.3 | XR2 | XR3 com motor Zetec 1.8

0520IMPULSOR DE PARTIDA DO MOTOR DE ARRANQUE
STARTER DRIVE / IMPULSOR DE PARTIDA

FOTO / Photo pg. 230

MOTOR

Bosch: 0001107014 | 0001107016 | 0001107027 | 0001107028 | 0001107029 | 0001107041 | 0001108004 | 0001108020 | 0001108033 | 0001108037 | 0001108039 | 0001108040 | 0001108057 | 0001108071 | 0001108082 | 0001108083 | 0001108087 | 0001108106 | 0001108110 | 0001108111 | 0001108121 | 0001108122 | 0001108132 | 0001108139 | 0001108140 | 0001108152 | 0001108155 | 0001110013 | 0001110019 | 0001110069 | 0001110070 | 0001112009 | 0001112012 | 0001112016 | 0001112020 | 0001112033 | 0001113003 | 0001113005 | 0001113009 | 0001114008 | 0001114014 | 0001114017 | 0001114020 | 0001114021 | 0001114022 | 0001208513 | 0001208514 | 0001208521 | 0001208706 | 0001208715 | 0001208718 | 0001211512 | 0001211513 | 0001211515

EQUIVALENTE / Equivalent

Bosch: 1006209510 | 1006209516 | 1006209537 | 1006209545 | 1006209566 | 1006209905 | F000AL1519 | F000AL1699 - Cargo: 131433 - Italacciai: SD439 - Lester: 16405 | 16530 - Lucas: TMB566 - Lucas Indiel: 223119

0522IMPULSOR DE PARTIDA DO MOTOR DE ARRANQUE
STARTER DRIVE / IMPULSOR DE PARTIDA

FOTO / Photo pg. 230

APLICAÇÃO / Application / Aplicación

General Motors/Chevrolet: Camaro | Capice Modelo Antigo | Impala Modelo Antigo | Malibu 1976...1981 | Monte Carlo | Nova | Pick Up Modelo Antigo | Truck 350 | Truck Big 10 Modelo Antigo | Truck C60/C70

EQUIVALENTE / Equivalent

Bosch: 1987BE0017 - Remy: 1865687

0528IMPULSOR DE PARTIDA DO MOTOR DE ARRANQUE
STARTER DRIVE / IMPULSOR DE PARTIDA

FOTO / Photo pg. 231

APLICAÇÃO / Application / Aplicación

Ford: FT100 | FT120 | FT130 | FT160 | FT190 | FT80 | Transit

MOTOR

Bosch: 0001362307

EQUIVALENTE / Equivalent

Bosch: 2006209466 - Lucas Indiel: 223709

0530IMPULSOR DE PARTIDA DO MOTOR DE ARRANQUE
STARTER DRIVE / IMPULSOR DE PARTIDA

FOTO / Photo pg. 231

APLICAÇÃO / Application / Aplicación

Peugeot: 504 D | 505 D TD | 605 D TD | J9 D - Talbot: Tagora D

EQUIVALENTE / Equivalent

Lester: 16752 - Paris Rhone: 103624

0532IMPULSOR DE PARTIDA DO MOTOR DE ARRANQUE
STARTER DRIVE / IMPULSOR DE PARTIDA

FOTO / Photo pg. 231

APLICAÇÃO / Application / Aplicación

Chrysler: Dodge 2.2, 2.5 lts | Shadow 2.5, 3.0 V6 | Spirit 2.5, 3.0 V6 | Voyager 2.5, 3.0 V6

MOTOR

Bosch: 0001108013 | 0001108032 | 0001108045 | 0001108046 | 0001108066

EQUIVALENTE / Equivalent

Bosch: 1006209527 - Lester: 16963 | 16976 - Lucas Indiel: 223329

0533IMPULSOR DE PARTIDA DO MOTOR DE ARRANQUE
STARTER DRIVE / IMPULSOR DE PARTIDA

FOTO / Photo pg. 231

APLICAÇÃO / Application / Aplicación

Fiat: 1100D 217D | 125 Polonês | 1300 | 1500 | 1500L | 1600S | 1800 | 1800B | 2300

MOTOR

Fiat: 4085959 | 4085977 - Iskra: 10130150 - Italacciai: 4085959 | MTD1201 - Magneti Marelli: 63222300 | 63222301 | 63222331

EQUIVALENTE / Equivalent

Bosch: 1987BE0041 - Femsa: 106122 - Fiat: 4141057 - Iskra: 18900179 - Italacciai: SD105 | SD106 - Lucas Indiel: 223270

0536IMPULSOR DE PARTIDA DO MOTOR DE ARRANQUE
STARTER DRIVE / IMPULSOR DE PARTIDA

FOTO / Photo pg. 231

APLICAÇÃO / Application / Aplicación

Hitachi: S108 116, S108 61 A, B, C, D, E, F, G - Kawasaki: 21163 3003 F, G, YR | 21163 3710 | 21163 3711 | 21163 5031 | SX440 | SX550

0536	IMPULSOR DE PARTIDA DO MOTOR DE ARRANQUE STARTER DRIVE / IMPULSOR DE PARTIDA	FOTO / Photo pg. 231
MOTOR		
Hitachi: S10866 S10861F - Kawasaki: 211633710 211633003F 211633003G		
EQUIVALENTE / Equivalent		
Hitachi: 210875002 2108F3500 - Kawasaki: 590513005 - Lester: 18305		

0537	IMPULSOR DE PARTIDA DO MOTOR DE ARRANQUE STARTER DRIVE / IMPULSOR DE PARTIDA	FOTO / Photo pg. 231
APLICAÇÃO / Application / Aplicación		
Volvo: 244 L4 2.3L 2316cc 1985...1987 245 L4 2.3L 2316cc 1985...1987 740 L4 2.3L 2316cc 1985 760 L4 2.3L 2316cc 1985 Europe Car 240 Séries 1800 1983...1993 Europe Car 240 Séries 2000 1984...1993 Europe Car 240 Séries 2000, Turbo 1983...1984 Europe Car 240 Séries 2100, Turbo 1983...1986 Europe Car 240 Séries 2300 1987...1993 Europe Car 360 Séries 2000 1983...1990 Europe Car 740 Séries 2000 1984...1991 Europe Car 740 Séries 2000, Turbo 1984...1989 Europe Car 740 Séries 2300 1984...1990 Europe Car 740 Séries 2300, Turbo 1986...1990 Europe Car 760 Séries 2000, Turbo 1984...1989 Europe Car 760 Séries 2300, Turbo 1983...1990 Europe Car 940 Séries 2000 1991...1994 Europe Car 940 Séries 2000, Turbo 1992...1994 Europe Car 940 Séries 2300 1990...1997 Europe Car 940 Séries 2300, Turbo 1990...1997 Europe Car 960 Séries 2300, Turbo 1990...1992		
MOTOR		
Hitachi: 5114232		
EQUIVALENTE / Equivalent		
Hitachi: 211495007 - Lester: 16954		

0538	IMPULSOR DE PARTIDA DO MOTOR DE ARRANQUE STARTER DRIVE / IMPULSOR DE PARTIDA	FOTO / Photo pg. 231
APLICAÇÃO / Application / Aplicación		
Man: Caminhão Bussing		
MOTOR		
Bosch: 0001366019 0001368043		
EQUIVALENTE / Equivalent		
Bosch: 2006209498 2006209533 2006209539 2006209932		

0539	IMPULSOR DE PARTIDA DO MOTOR DE ARRANQUE STARTER DRIVE / IMPULSOR DE PARTIDA	FOTO / Photo pg. 231
APLICAÇÃO / Application / Aplicación		
New Holland: Trator		
MOTOR		
Hitachi: S1284 S1361A		
EQUIVALENTE / Equivalent		
Hitachi: 1303ST 21303500 - Lester: 17088 17294		

0540	IMPULSOR DE PARTIDA DO MOTOR DE ARRANQUE STARTER DRIVE / IMPULSOR DE PARTIDA	FOTO / Photo pg. 231
APLICAÇÃO / Application / Aplicación		
Lada: 2108 Niva 4x4 Samara		
EQUIVALENTE / Equivalent		
CBT: 210803708620 - Lada: 210803708620 - Lucas Indiel: 223271		

0541	IMPULSOR DE PARTIDA DO MOTOR DE ARRANQUE STARTER DRIVE / IMPULSOR DE PARTIDA	FOTO / Photo pg. 231
APLICAÇÃO / Application / Aplicación		
Ford: Transit D		
MOTOR		
Italacciai: 27501A		
EQUIVALENTE / Equivalent		
Italacciai: SD486 - Lucas: TNB167 54268140		

0545

IMPULSOR DE PARTIDA DO MOTOR DE ARRANQUE
STARTER DRIVE / IMPULSOR DE PARTIDA

FOTO / Photo pg. 231

APLICAÇÃO / Application / Aplicación

Ford: Courier

MOTOR

Ford: SAE728 | 868218400 | D97Z11002A - Nippondenso: 280006090

EQUIVALENTE / Equivalent

Ford: SDE311 | D97Z11350A - Lester: 16245 - Nippondenso: 0283002100

0549

IMPULSOR DE PARTIDA DO MOTOR DE ARRANQUE
STARTER DRIVE / IMPULSOR DE PARTIDA

FOTO / Photo pg. 231

APLICAÇÃO / Application / Aplicación

Toyota: Toyoace

EQUIVALENTE / Equivalent

Nippondenso: 0283000891 - Toyota: 2801146013

0554

IMPULSOR DE PARTIDA DO MOTOR DE ARRANQUE
STARTER DRIVE / IMPULSOR DE PARTIDA

FOTO / Photo pg. 231

APLICAÇÃO / Application / Aplicación

Nissan: Cherry Automáticos | Micra Automáticos | Sunny Automáticos | Tsuru

MOTOR

Hitachi: S114317 | S114318 | S114345 | S114377 | S114378 | S114317A | S114318A | S114345A | S114345B | S114378A | S114378B - Nissan: 2330015A00 | 2330015A05 | 2330015A06 | 23300M8101 | 23300M8301 | 23300M8501 | 23300M8502

EQUIVALENTE / Equivalent

Hitachi: 211425504 | 211495505 - Lester: 16732 | 16991 - Nissan: 23312M8101

0555

IMPULSOR DE PARTIDA DO MOTOR DE ARRANQUE
STARTER DRIVE / IMPULSOR DE PARTIDA

FOTO / Photo pg. 231

APLICAÇÃO / Application / Aplicación

Caterpillar: Caterpillar Facet 10061 | Pipelayers 583h D342 Diesel 1969...1974 | Pipelayers 583k D342 Diesel 1974...1989 | Pipelayers 594 D353 Diesel 1974 | Pipelayers 594h D353 Diesel 1974...1985 | Track Tractors D7e | Track Tractors D8k D342 Diesel 1974...1982 | Track Tractors D9g 1969...1974 | Track Tractors D9h D353 Diesel 1974...1982 - TCM Equipment Ag: Caterpillar Facet 1006L

MOTOR

Cummins: 3604645RX - Remy: 1109792 | 1990232 | 1990285 | 10478862

EQUIVALENTE / Equivalent

Caterpillar: 3T8754 | 5S6372 - Facet: 10061 - Lester: 3872 - Remy: 1894221 | 1979835 - Ww: 10061

0556

IMPULSOR DE PARTIDA DO MOTOR DE ARRANQUE
STARTER DRIVE / IMPULSOR DE PARTIDA

FOTO / Photo pg. 231

APLICAÇÃO / Application / Aplicación

Caterpillar: Caterpillar Facet | Engine 6 Cyl D 343 - Ford: MED. HD. TRK - Kenworth: C500 | MED. HD. TRK | W900 - TCM Equipment Ag: Caterpillar Facet

MOTOR

Remy: 1109294 | 1109299 | 1109633 | 1109635 | 1109641 | 1109644 | 1109793 | 1109794 | 1109832 | 1109835 | 1109969 | 1109989 | 1113867 | 1114713 | 1990227 | 1990232 | 1990238 | 1990241 | 10478846 | 10478853 | 10478862

EQUIVALENTE / Equivalent

Caterpillar: 2S3344 | 3T5341 - Facet: 10060 - Lester: 3038 | 3956 | 4897 | 4918 - Remy: 1894220 | 1946174 - Volkswagen: 10060

0557

IMPULSOR DE PARTIDA DO MOTOR DE ARRANQUE
STARTER DRIVE / IMPULSOR DE PARTIDA

FOTO / Photo pg. 231

APLICAÇÃO / Application / Aplicación

Valmet: Trator 1180 | Trator 1280 | Trator 885 | Trator 985

MOTOR

Lucas Indiel: 27512A/D

EQUIVALENTE / Equivalent

Lucas: TNB172 | 54268565

0561

IMPULSOR DE PARTIDA DO MOTOR DE ARRANQUE
STARTER DRIVE / IMPULSOR DE PARTIDA

FOTO / Photo pg. 232

APLICAÇÃO / Application / Aplicación

Fiat: Allis | Romania

MOTOR

Fiat: 4988513 - Italciai: 4988513

EQUIVALENTE / Equivalent

Fiat: 4988518 - Italciai: SD145 - Lester: 17219 - Utb: 2130004

0566

IMPULSOR DE PARTIDA DO MOTOR DE ARRANQUE
STARTER DRIVE / IMPULSOR DE PARTIDA

FOTO / Photo pg. 232

APLICAÇÃO / Application / Aplicación

Detroit: Caminhão GM com Motor 4.53 | Pá Carregadeira Case com Motor 4.53

MOTOR

Remy: 1113598 | 1113639 | 1113655 | 1113695 | 1998338 | 1998455

EQUIVALENTE / Equivalent

Remy: D2026 | D2043 | 1875802 | 1875852 | 1877333 | 1877353 | 1932308 | 1932890 | 1951180 | 1965358 | 1987756 | 10498438

0567

IMPULSOR DE PARTIDA DO MOTOR DE ARRANQUE
STARTER DRIVE / IMPULSOR DE PARTIDA

FOTO / Photo pg. 232

APLICAÇÃO / Application / Aplicación

Allis Chalmers: ACC 20 / 25 / 30 Continental F135 1974...1980 | ACC 20 / 25 / 30 Continental F163 1981...1986 | ACC 35 / 40 / 45 / 50 / 55 Continental F163 1975...1986 | ACC 60 / 70 / 80 / 100 / 120 Continental F245 1975...1981 | ACC 60C / 70C / 100C Continental F245 1975...1981 | ACP 110 Continental F245 1979...1981 | ACP 130 Continental F245 1979...1981 | ACP 150 Continental F245 1979...1981 | ACP 20 / 25 / 30 Continental F135 1974...1980 | ACP 20 / 25 / 30 Continental F163 1981...1985 | ACP 40 / 50 Continental F163 1975...1985 | ACP 60 / 70 / 80 Continental F245 1975...1981 | ACS 100 / 120 Continental F245 1975...1981 | ACS 70 Continental F163 1979...1985 - Clark: C20 Séries Continental Y112 Engine 1965...1966 | C25 Séries Continental Y112 Engine 1964...1965 | C30 Séries Continental F162 Engine 1965...1966 | C40 Séries Continental F162 Engine 1965...1966 | C50 Séries Continental F162 Engine 1966 | C60 Séries Continental F209 Engine 1964...1965 | CF20 Séries Continental Y112 Engine 1964...1966 | CF25 Séries Continental Y112 Engine 1964...1965 | CF30 Séries Continental F162 Engine 1966 | CF40 Séries Continental F162 Engine 1966 | CF50 Séries Continental F162 Engine 1966 | CFY60 Séries Continental F244 Engine 1963...1965 | CT20 Séries Continental F162 Engine 1966 | CT30 Séries Continental F162 Engine 1966 | CT40 Séries Continental F162 Engine 1966 | CT50 Séries Continental F162 Engine 1966 | CY20 Séries Continental F162 Engine 1965 | CY30 Séries Continental F162 Engine 1963...1965 | CY40 Séries Continental F162 Engine 1965 | CY60 Séries Continental F244 Engine 1965 - Teledyne: F163 0000 | F227 0000 | F245 0000 | F4 1969...1980 | F6 1969...1980 | TC56 1983...1985 | Y112 1981...1986

MOTOR

Allis Chalmers: 8620794 | 8624170 | 8624171 | 8625404 | 4885883R - Baker: 101363 | 115109 - Case: A20873 | A36582 | A36583 | A38413 | A47466 | A57092 | A59671 | D32189 | G44881 | G44927 | 104192A1 | 396587R91 - Caterpillar: 88190 | 655293 | 677750 - Chrysler: 2958166 - Clark: 316595 | 335861 | 391632 | 636180 | 916303 | 999665 | 1636179 | 1636180 | 2355693 | 2355694 | 2377360 | 3001006 | 3001008 | 3001018 | 3002935 | 3004551 | 3004552 | 3004555 | 3004562 | 3042514 | 3136105
Hyster: 282661 - IHC Navistar: 267904C91 | 446427C92 | 500164C91 | 844187C91 - John Deere: TY1434 | TY1435 | TY1456 | TY1457 | TY6629 | TY6691 | TY6694 | TY6695 | TY6704 | AP22652 | AR11160 | AR11161 | AR11300 | AR11305 | AT12283 | AT12458 | AT14860 | AT15334 | AT15335 | AT16209 | AT16311 | AT17411 | TY26007 | TY26034 | TY26038 | AP22652H | SE501437 - Towmotor: 88189 | 215861 | 215987 | 971561 - White: 207000396 - Yale: 220002397 | 220007252 | 220007343 | 220007347 | 220007359 | 220007362

EQUIVALENTE / Equivalent

Remy: D2036 | 1892899 | 1952410 | 10499854

0568

IMPULSOR DE PARTIDA DO MOTOR DE ARRANQUE
STARTER DRIVE / IMPULSOR DE PARTIDA

FOTO / Photo pg. 232

APLICAÇÃO / Application / Aplicación

General Motors/Chevrolet: Caminhão D478 1969...1972

MOTOR

Ford: C5TF11000B | C6TF11000B | C6TZ11001A | C6TZ11002C | C7TF11000A - Remy: 1107214 | 1107234 | 1107249 | 1107268 | 1107290 | 1107291 | 1107382 | 1107503 | 1107511 | 1107512 | 1107515 | 1107533 | 1107539 | 1107540 | 1107557 | 1107561 | 1107575 | 1107580 | 1107582 | 1107591 | 1107592 | 1107593 | 1107696 | 1107857 | 1107859 | 1107867 | 1107872 | 1108240 | 1108280 | 1108322 | 1108379 | 1108396 | 1108397 | 1108415 | 1108431 | 1108443 | 1108447 | 1108449 | 1108476 | 1108493 | 1108632 | 1108634 | 1108644 | 1108648 | 1108649 | 1108667 | 1108696 | 1109023 | 1109194

EQUIVALENTE / Equivalent

Chrysler: 2525287 - Ford: C6TZ11350A - Remy: D2024 | D2025 | D2042 | 1852716 | 1876857 | 1877355 | 1933471 | 1941119 | 1941157 | 1942950 | 1950058 | 1964127 | 1966931 | 1968355 | 1971707 | 1975046 | 4019393 | 10498623

0570

IMPULSOR DE PARTIDA DO MOTOR DE ARRANQUE
STARTER DRIVE / IMPULSOR DE PARTIDA

FOTO / Photo pg. 232

APLICAÇÃO / Application / Aplicación

Peugeot: 205

0570IMPULSOR DE PARTIDA DO MOTOR DE ARRANQUE
STARTER DRIVE / IMPULSOR DE PARTIDA

FOTO / Photo pg. 232

MOTOR

Paris Rhone: D10E85 | D10E92 | D10E922

EQUIVALENTE / Equivalent

Italacciai: SD044 - Lucas: TMB266 - Lucas Indiel: 223745 - Paris Rhone: 103611 - Remy: 96051972

0571IMPULSOR DE PARTIDA DO MOTOR DE ARRANQUE
STARTER DRIVE / IMPULSOR DE PARTIDA

FOTO / Photo pg. 232

APLICAÇÃO / Application / Aplicación

Renault: R18 Diesel

MOTOR

Italacciai: D11E172 - Paris Rhone: D11E172

EQUIVALENTE / Equivalent

Italacciai: SD335 - Lester: 17005 - Lucas Indiel: 223315 - Paris Rhone: 99738

0572IMPULSOR DE PARTIDA DO MOTOR DE ARRANQUE
STARTER DRIVE / IMPULSOR DE PARTIDA

FOTO / Photo pg. 232

APLICAÇÃO / Application / Aplicación

Mercedes Benz: 190D 2.2, 2.5 | 200D DT | 208D | 210D | 250D DT | 300D DT | 308D | 310D | 408D - Ssangyong: Musso 2.3, 2.5

MOTOR

Bosch: 0001218006 | 0001218016 | 0001218021 | 0001218029 | 0001218108 | 0001218109 | 0001218110 | 0001219001 | 0001219007 | 0001219009

EQUIVALENTE / Equivalent

Bosch: 1006209523 | 9003336291 - Lester: 17040 - Lucas Indiel: 223746 - Vulko: 18244

0573IMPULSOR DE PARTIDA DO MOTOR DE ARRANQUE
STARTER DRIVE / IMPULSOR DE PARTIDA

FOTO / Photo pg. 232

APLICAÇÃO / Application / Aplicación

BMW: 324D | 324TD | 524TD | 750i - Chrysler: Dodge | Dodge Dakota 2.5 Diesel | Jeep Cherokee Sport - Jeep: Cherokee | Grand Cherokee - Opel: Omega 2.3 D, 2.3 TD | Rekord 2.3 D, 2.3 TD | Senator 2.3 TD - Peugeot: Boxer

MOTOR

Bosch: 0001218009 | 0001218011 | 0001218026 | 0001218027 | 0001218028 | 0001218135 | 0001218136 | 0001218177

EQUIVALENTE / Equivalent

Bosch: 1006209524 | 6033AD0044 | 6033ADO044 | 9003336280 - Lester: 17016 | 17183 - Lucas Indiel: 223747

0574IMPULSOR DE PARTIDA DO MOTOR DE ARRANQUE
STARTER DRIVE / IMPULSOR DE PARTIDA

FOTO / Photo pg. 232

APLICAÇÃO / Application / Aplicación

Citroën: Especial/Special - Peugeot: Especial/Special - Renault: Especial/Special

MOTOR

Ducellier: 534031 | 534032 | 534039 | 534043 | 534044 | 534047 | 534054 | 534055 | 534057 | 534023A | 534029A | 534042AB | 534043AB - Italacciai: 534029A

EQUIVALENTE / Equivalent

Bendix: 327585 | 331025 | 331032 - Ducellier: 583277 | 583289 | 583336 | 583347 | 683145 - Italacciai: SD047 | SD499 - Lester: 16756 | 16797 - Lucas: TMB265

Paris Rhone: 106140 | 183917 - Valeo: NE307 | NE308 | NE603 | 583289 | 583336

0575IMPULSOR DE PARTIDA DO MOTOR DE ARRANQUE
STARTER DRIVE / IMPULSOR DE PARTIDA

FOTO / Photo pg. 232

APLICAÇÃO / Application / Aplicación

Chrysler: Daytona 3.0 1988...1994 | Saragata 3.0 1991...1993 | Voyager V6 3.0 1986...1993 - Fiat: Duna | Uno Diesel - Renault: R11 Diesel | R9 Diesel

MOTOR

Bosch: 0001110024

EQUIVALENTE / Equivalent

Bosch: 1006209546 - Lester: 17047 - Lucas Indiel: 223120

0576IMPULSOR DE PARTIDA DO MOTOR DE ARRANQUE
STARTER DRIVE / IMPULSOR DE PARTIDA

FOTO / Photo pg. 232

APLICAÇÃO / Application / Aplicación

Suzuki: Baleno | Swift 1.3

0576IMPULSOR DE PARTIDA DO MOTOR DE ARRANQUE
STARTER DRIVE / IMPULSOR DE PARTIDA

FOTO / Photo pg. 232

MOTOR

Nippondenso: 280009900 | 280009901 - Remy: 96051950 | 96062498 - Suzuki: 3110082010 | 3110082011

EQUIVALENTE / Equivalent

Bosch: 1987BE0042 - Lester: 16971 - Nippondenso: 0283004390 | 0283005850 - Remy: 96051972 - Suzuki: 3132082010

0579IMPULSOR DE PARTIDA DO MOTOR DE ARRANQUE
STARTER DRIVE / IMPULSOR DE PARTIDA

FOTO / Photo pg. 232

APLICAÇÃO / Application / Aplicación

Seat: Cordoba 1.9 Diesel | Cordoba 1.9 Diesel Turbo | Cordoba SXE 1996 - Volkswagen: Cabrio, GTD, GTI | Cabriolet Carat L4 1.8 1991 | Cabriolet Carat L4 1.8 gasolina 1992 | Cabriolet Classic L4 1.8 gasolina 1993 | Cabriolet Etienne Aigner L4 1.8 gasolina 1991 | Corrado SLC V6 2.8 gasolina 1992 | Corrado SLC V6 2.8 gasolina 1993 | Corrado SLC V6 2.8 gasolina 1994 | Corrado V6 V6 2.8 gasolina 1993 | Corrado V6 V6 2.8 gasolina 1994 | Eurovan Camper L5 2.5 gasolina 1995 | Eurovan CL L5 2.5 gasolina 1993 | Eurovan CV L5 2.5 gasolina 1993 | Eurovan GL L5 2.5 gasolina 1993 | Eurovan GLS L5 2.5 gasolina 1994 | Eurovan GLS L5 2.5 gasolina 1995 | Eurovan MV 1994 | Eurovan MV L5 2.5 gasolina 1993 | Gol GTI | Golf 1.6, 1.8, Diesel | Jetta 1.8, Diesel, INJ, TD | Sincro

MOTOR

Bosch: 0001108094 | 0001108095 | 0001108127 | 0001110001 | 0001110002 | 0001110014 | 0001110076 | 0001110077 | 0001110098 | 0001112003 | 0001112038 | 0001114005

EQUIVALENTE / EquivalentBosch: 1006209543 | 1006209544 | 1006209576 | 1006209596 | 1006209703 | 1006209710 | 1006209918 | 1006209919 | 1006209921 | 1007010045 - Cargo: 132216
Fiat: 9944373 - Lester: 17030 | 17134 | 17222 - Lucas Indiel: 223274**0580**IMPULSOR DE PARTIDA DO MOTOR DE ARRANQUE
STARTER DRIVE / IMPULSOR DE PARTIDA

FOTO / Photo pg. 232

APLICAÇÃO / Application / Aplicación

Nissan: Patrol

MOTOR

Hitachi: 525131A | 525155D

EQUIVALENTE / Equivalent

Lucas Indiel: 223751 - Nissan: 23312J2003

0584IMPULSOR DE PARTIDA DO MOTOR DE ARRANQUE
STARTER DRIVE / IMPULSOR DE PARTIDA

FOTO / Photo pg. 232

APLICAÇÃO / Application / Aplicación

Kia: Pride - Kubota: Trator

MOTOR

Kubota: 1585263011 | 1585263012 - Mitsubishi: M2T30481 | M2T42381

EQUIVALENTE / Equivalent

Lester: 16791 | 18162 - Lucas Indiel: 223755 - Mitsubishi: M191T22271 | M191T22871 | M191T23171

0591IMPULSOR DE PARTIDA DO MOTOR DE ARRANQUE
STARTER DRIVE / IMPULSOR DE PARTIDA

FOTO / Photo pg. 232

APLICAÇÃO / Application / Aplicación

Cummins: 4 BT/ 6BT vehicles

EQUIVALENTE / Equivalent

Lucas: TNB173 | 54290474

0594IMPULSOR DE PARTIDA DO MOTOR DE ARRANQUE
STARTER DRIVE / IMPULSOR DE PARTIDA

FOTO / Photo pg. 232

APLICAÇÃO / Application / Aplicación

Fiat: Trator

MOTOR

Lucas Indiel: 26390A | 26372A/B | 26385A/B | 26390B/E | 27430A/B

EQUIVALENTE / Equivalent

Fiat: 9956595 - Lucas: TMB130 | 54248606 - Lucas Indiel: 223763

0595

IMPULSOR DE PARTIDA DO MOTOR DE ARRANQUE
STARTER DRIVE / IMPULSOR DE PARTIDA

FOTO / Photo pg. 233

APLICAÇÃO / Application / Aplicación

General Motors/Chevrolet: Tracker - Hyster: Empilhadeira - Hyundai: Elantra | i30 | Pony | Santa Fé 2008 | Sonata 2.4, 3.0 | Stellar | Tucson - Jeep: Eagle 1.6, 1.8, 2.0 T - Mitsubishi: 4G63 | 4G93 | Eclipse 2.0T | Expo | Galant 2.0, 2.4, 3.0 | Mirage | Montero | Pajero | Sigma | Tredia 2.0 - Nissan: GA 15 | GA 16 - Suzuki: Sidekick 1994 | Vitara

MOTOR

General Motors/Chevrolet: 30001696 - Mazda: AM1518400 - Mitsubishi: 79581 | MT36100 | MOT70281 | MOT70381 | MOT70481 | MOT70681 | MOT70781 | MOT70981 | MOT71181 | MOT71381 | MOT71581 | MOT71681 | MOT72581 | MOT73281 | MOT73381 | MOT77681 | MOT85681 | M1M70685 | M1M72086 | M1T70481 | M1T70482 | M1T70483 | M1T70485 | M1T70681 | M1T70685 | M1T70686 | M1T70687 | M1T71381 | M1T71382 | M1T71581 | M1T71681 | M1T72081 | M1T72085 | M1T72086 | M1T72088 | M1T72581 | M1T72583 | M1T73281 | M1T73283 | M1T73381 | M1T73383 | M1T74881 | M2T53083 | MD099667 | MD112625 | MD136933 | MD162839 | MD162840 | MD162842 | MD162843 | MD163188 | MD170049 | MD172860 | MD172861 | MD172863 | MD172864 | MD174482 | MD174483 | MD180937 | MD182488 | MD188720 | MD188721 | M1T70685A | M1T72086A | M1T723281 | M000T85681 | M000T92581 | MOT85681ZC - Nissan: 2330008U10 | 2330020P10 | 2330020P11 | 2330022P70 | 2330022P71 | 2330041B76 | 2330042L70 | 2330050Y10 | 2330050Y11 | 2330050Y12 | 2330057M70 | 2330057M75 | 2330057M90 | 2330065Y10 | 2330077A11 | 2330084A17

EQUIVALENTE / Equivalent

Bosch: 1987BE0043 - General Motors/Chevrolet: 96063636 - Lester: 16874 | 16939 | 17131 | 17146 | 17185 | 17214 | 17217 | 17221 | 17266 | 17478 | 17592
Lucas Indiel: 223764 - Mazda: AM1518X25 - Mitsubishi: 12071 | 12471 | MD611211 | M001T73283 | M191T12070 | M191T12071 | M191T12471 - Nissan: 233542L70 | 2331242670 | 2335442L70 | 2335704E10 - Suzuki: 3132086030

0596

IMPULSOR DE PARTIDA DO MOTOR DE ARRANQUE
STARTER DRIVE / IMPULSOR DE PARTIDA

FOTO / Photo pg. 233

APLICAÇÃO / Application / Aplicación

Clark: Empilhadeira Clark CGP25 - Nissan: Titan 5.6

MOTOR

Ford: SAE770 | SAE781 | FE1H18400 | E22E18400A | E92Z11002A | F02Z11002B | F12Z11002A | F22518400A - Mazda: E22E18400 | F21418400 | F2D418400 | FE1H18400 | F21418400A | F21418400B | F21418400C | F2D418400A - Mitsubishi: M1M70981 | M1M71281 | M1M71481 | M1M72181 | M1M72182 | M1Q71281 | M1T70981 | M1T70985 | M1T71081 | M1T71281 | M1T71481 | M1T71881 | M1T72181 | M1T72182 | MD318086 | M1T70981A | M1T71281A | M1T71281B | M1T71481A | M1T72181A | M1T72182A | MD 318086 - Nissan: 2330001Y10 | 2330020R11 | 2330020R91 | 2330030F10 | 2330030F11 | 2330044R10 | 2330044R11 | 23300D0511 | 23300D0513

EQUIVALENTE / Equivalent

Ford: SDE335 | SDE336 | SDE342 | E92Z11350A | E92Z11350B - Lester: 16900 | 16933 | 16998 | 17132 | 17176 | 17469 - Mazda: F21418X25 - Mitsubishi: M191T12171 | M191T13271 - Nissan: 2335420R10

0597

IMPULSOR DE PARTIDA DO MOTOR DE ARRANQUE
STARTER DRIVE / IMPULSOR DE PARTIDA

FOTO / Photo pg. 233

APLICAÇÃO / Application / Aplicación

Jeep: Grand Cherokee 1995 | Jeep Cherokee 01/1994... | Jeep Cherokee 4.0 01/1987...01/1992 | Jeep Wrangler 4.0, 4.2 01/1988... 01/1993

MOTOR

Mitsubishi: M1T74281 | M1T74481 | M1T74482 | 56041012AB | M001T84381ZC

EQUIVALENTE / Equivalent

Lester: 16514 | 17006 | 17046 | 17564 - Lucas Indiel: 223766 - Mitsubishi: M191T12271 | M191T12272

0600

IMPULSOR DE PARTIDA DO MOTOR DE ARRANQUE
STARTER DRIVE / IMPULSOR DE PARTIDA

FOTO / Photo pg. 233

APLICAÇÃO / Application / Aplicación

Subaru: Coupe XT

MOTOR

Mitsubishi: M1T70381 - Subaru: 23300AA040

EQUIVALENTE / Equivalent

Lester: 16888 - Mitsubishi: 16171 | M191T16171 - Nissan: 23312AA000 - Subaru: 23312AA000

0601

IMPULSOR DE PARTIDA DO MOTOR DE ARRANQUE
STARTER DRIVE / IMPULSOR DE PARTIDA

FOTO / Photo pg. 233

APLICAÇÃO / Application / Aplicación

Alfa Romeo: 30AR8 | 32AR8 | 35AR8 | 40AR8 - Fiat: 131 2.0, 2.5 diesel | 132 2.0, 2.5 diesel | Argenta 2.5 diesel | Nuova Argenta Diesel - Fiat Allis: 4 Aripista FE14, FE16, FL4C | 4 Aripista FL4D, FR20, FR7, FR9 | 4 Aripista, 645, FE12, FE2R - Fiat Iveco: Caminhão 70.12 | Caminhão 80.13 | Caminhão 90.13 | Caminhão 100 | Caminhão 100.13 | Caminhão 110 | Caminhão 150.17 | Caminhão 150.20 | Caminhão 159.17 | Caminhão 159.20 | Caminhão 314.3 | Caminhão 315.23 | Caminhão 315.8 | Caminhão 50.10 | Caminhão 50.8 | Caminhão 50.9 | Caminhão 55.8 | Caminhão 55.9 | Caminhão 60.10 | Caminhão 60.8 | Caminhão 65.10 | Caminhão 70.10 | Caminhão 75.10 | Caminhão 79.10 | Caminhão 79.13 | Caminhão 80 | Caminhão 90 | Daily 28.8 | Daily 30.8 | Daily 32.8 | Daily 35.8 | Daily 40.8 | Ducato 2.0 e 2.5 Diesel - Seat: 131 2.5 Diesel

MOTOR

Magnet Marelli: 63216731 | 63216741 | 63216831 | 63216896 | 63217126 | 63217148 | 63217154 | 63217188 | 63217226 | 63217410

EQUIVALENTE / Equivalent

Fiat: 7984505 | 9961781 | 79081045 - Italciaiai: SD077 - Lester: 18092 | 18093

0603

IMPULSOR DE PARTIDA DO MOTOR DE ARRANQUE
STARTER DRIVE / IMPULSOR DE PARTIDA

FOTO / Photo pg. 233

APLICAÇÃO / Application / Aplicación

Deutz: F4L913 | F5L913 | F6913 - Fiat: F150 | F160 - Mercedes Benz: OM 314 3.8 4cil Diesel 1990... | OM 352 1990... | OM 355 1990...

EQUIVALENTE / Equivalent

Lucas Indiel: 223277

0605

IMPULSOR DE PARTIDA DO MOTOR DE ARRANQUE
STARTER DRIVE / IMPULSOR DE PARTIDA

FOTO / Photo pg. 233

APLICAÇÃO / Application / Aplicación

Volkswagen: Furgão | Kombi | Pick Up

EQUIVALENTE / Equivalent

Lucas Indiel: 221911 - Tria: 3143 | ZAA911335

0607

IMPULSOR DE PARTIDA DO MOTOR DE ARRANQUE
STARTER DRIVE / IMPULSOR DE PARTIDA

FOTO / Photo pg. 233

APLICAÇÃO / Application / Aplicación

Agco: L3 670 Diesel 1986...1987 | M3 670 Diesel 1986...1987 | N5 670 Diesel 1986 | N6 670 Diesel 1986 | R5 670 Diesel 1986...1987 | R6 670 Diesel 1986...1987
Allis Chalmers: 7030 6 426 Diesel 1974 | 7040 6 426 Diesel 1975...1977 | 7045 6 426 Diesel 1978...1981 | 7050 6 426 Diesel 1974 | 7060 6 426 Diesel 1975...1981 | 7080 6 426 Diesel 1975...1981 | 7580 6 426 Diesel 1977...1981 | 8030 6 426 Diesel 1982...1985 | 8050 6 426 Diesel 1982...1985 | 8070 6 426 Diesel 1982...1985 | L2 6 426 Diesel 1979...1982 | L3 6 426 Diesel 1983...1985 | M2 6 426 Diesel 1979...1985 | M3 6 426 Diesel 1983...1985 | N5 6 426 Diesel 1978...1986 | N6 6 426 Diesel 1978...1986 - Deutz: L3 670 Diesel 1986...1989 | M3 670 Diesel 1986...1989 | R5 1986...1993 | R6 1986...1993

MOTOR

Nippondenso: 280004930

EQUIVALENTE / Equivalent

Allis Chalmers: 268757 - Lester: 16627 - Nippondenso: 0283001780

0608

IMPULSOR DE PARTIDA DO MOTOR DE ARRANQUE
STARTER DRIVE / IMPULSOR DE PARTIDA

FOTO / Photo pg. 233

APLICAÇÃO / Application / Aplicación

Fiat Allis: 350 | 350 DT | 355 | 450 | 455 C | 480 | AD4 | FL4

MOTOR

Fiat: 4169912 | 4172004 | 4172113 | 4187587 | 4187590 | 4231018 | 4232191 | 4234741 | 4269114 - Italciaiai: 4187587 - Magnet Marelli: 63224170 | 63224500 | 63224580 | 63224600 | 63224602

EQUIVALENTE / Equivalent

Fiat: 4169960 | 4226442 | 4474695 | 4475032 - Italciaiai: SD112 - Nissan: 4169960 | 4226442 | 4474695 | 4475032

0609

IMPULSOR DE PARTIDA DO MOTOR DE ARRANQUE
STARTER DRIVE / IMPULSOR DE PARTIDA

FOTO / Photo pg. 233

APLICAÇÃO / Application / Aplicación

Dodge: 1500

EQUIVALENTE / Equivalent

Lucas Indiel: 221904 - Tria: 116

0610

IMPULSOR DE PARTIDA DO MOTOR DE ARRANQUE
STARTER DRIVE / IMPULSOR DE PARTIDA

FOTO / Photo pg. 233

APLICAÇÃO / Application / Aplicación

General Motors/Chevrolet: Blazer V6 USA 1988... | GMC | Motor para Empilhadeira Hyster - Hyster: Empilhadeira Hyster

EQUIVALENTE / Equivalent

Bosch: 1987BE0044 - Lester: 6407 - Lucas Indiel: 223278 - Remy: D2047 | 1989214

0611

IMPULSOR DE PARTIDA DO MOTOR DE ARRANQUE
STARTER DRIVE / IMPULSOR DE PARTIDA

FOTO / Photo pg. 233

APLICAÇÃO / Application / Aplicación

General Motors/Chevrolet: GMC | Motor

MOTOR

Remy: 9000773

EQUIVALENTE / Equivalent

Lester: 6300 | 6407 | 6409 | 6431 | 6443 - Remy: D2048 | 10469173 | 10498527

0612

IMPULSOR DE PARTIDA DO MOTOR DE ARRANQUE
STARTER DRIVE / IMPULSOR DE PARTIDA

FOTO / Photo pg. 233

APLICAÇÃO / Application / Aplicación

General Motors/Chevrolet: GMC Sonoma 2.2 lts | Motor para Empilhadeira Hyster XM50 | Pick Up S10 Importada 2.2 modelo LS /com motor 4cil 1994 | Pick Up Sonoma 2.2 lts. Importada - Hyster: Empilhadeira Hyster XM50

MOTOR

Remy: 10455053

EQUIVALENTE / Equivalent

Bosch: 1987BE0045 - Cargo: 135063 - Lester: 6415 | 6416 | 6418 | 6424 - Lucas Indiel: 223279 - Remy: D2050 | 10468675 | 10473700

0613

IMPULSOR DE PARTIDA DO MOTOR DE ARRANQUE
STARTER DRIVE / IMPULSOR DE PARTIDA

FOTO / Photo pg. 233

APLICAÇÃO / Application / Aplicación

Volkswagen: Transporter TD

MOTOR

Bosch: 0001110009 | 0001110010

EQUIVALENTE / Equivalent

Bosch: 1006209532 - Lester: 17068

0615

IMPULSOR DE PARTIDA DO MOTOR DE ARRANQUE
STARTER DRIVE / IMPULSOR DE PARTIDA

FOTO / Photo pg. 233

APLICAÇÃO / Application / Aplicación

Land Rover: Land Rover 2.25 D

MOTOR

Lucas Indiel: M45G | 27410A | 27418A | 26270AJ | 26300AJ

EQUIVALENTE / Equivalent

Lucas: TMB106 | 54246727

0617

IMPULSOR DE PARTIDA DO MOTOR DE ARRANQUE
STARTER DRIVE / IMPULSOR DE PARTIDA

FOTO / Photo pg. 233

APLICAÇÃO / Application / Aplicación

Chrysler: PT Cruiser - Suzuki: Vitara

MOTOR

General Motors/Chevrolet: 96058456 | 96058457 | 96064782 | 96064783 - Mitsubishi: M1T72481 | M1T74581 - Suzuki: 3110050A10 | 3110060A11 | 3110060A20 | 3110060A21 | 3110060AC1

EQUIVALENTE / Equivalent

General Motors/Chevrolet: 96058480 - Lester: 17166 | 17194 | 17206 - Mitsubishi: M191T12871 - Suzuki: 3132060A10

0619

IMPULSOR DE PARTIDA DO MOTOR DE ARRANQUE
STARTER DRIVE / IMPULSOR DE PARTIDA

FOTO / Photo pg. 234

APLICAÇÃO / Application / Aplicación

Volkswagen: Golf Turbo diesel | Jetta Turbo diesel

0619

IMPULSOR DE PARTIDA DO MOTOR DE ARRANQUE
STARTER DRIVE / IMPULSOR DE PARTIDA

FOTO / Photo pg. 234

MOTOR

Bosch: 0001110001

EQUIVALENTE / Equivalent

Bosch: 1006209522 | F000AL1520 | F000AL1708 - Lester: 17030 - Lucas Indiel: 223782

0622

IMPULSOR DE PARTIDA DO MOTOR DE ARRANQUE
STARTER DRIVE / IMPULSOR DE PARTIDA

FOTO / Photo pg. 234

APLICAÇÃO / Application / Aplicación

Cummins: Motor Série C - Komatsu: Motoniveladora GD523 com motor Cummins série C | Motoniveladora GD623 com motor Cummins série C | Pá Carregadeira com motor Cummins série C - Mercedes Benz: L1625 | L2325 | L2635 | LB2325 | LG1825 | LK2325 | LS1625 | LS1630 | LS1935 | LS1941

MOTOR

Bosch: 9000453064 | 9000453065 | 9000453067 | 9000453068

EQUIVALENTE / Equivalent

Bosch: 9001453601 - Facet: 10627 - Wapsa: 224057

0624

IMPULSOR DE PARTIDA DO MOTOR DE ARRANQUE
STARTER DRIVE / IMPULSOR DE PARTIDA

FOTO / Photo pg. 234

APLICAÇÃO / Application / Aplicación

Case: Especial/Special - Ford: F9000 | LN9000 - General Motors/Chevrolet: Especial/Special - John Deere: Especial/Special - Mercedes Benz: 1625 | 1630 | 1825 | 1935 | 1941 | 2325 | O355 (OM355-6) | O364 (OM355-5 e 6) | O365 (OM355-5) | O370 | O370 (OM355-5, 6, 6A, 6LA) | O371 | O371 (OM355-5A, 6A, 6LA) | O371UP | O371UP (OM355-5) | O400R | O400RS | O400RSD | O400RSL (OM 449A) | OM 3555, 3556, 3556A, 3356LA, 3555 Série BR400 - TCM Equipment Ag: Série 37MT 12/24V (MB, VW, Ford). - Volkswagen: Caminhão P100501, P100502 Cummins série C - 12/24V 12D

MOTOR

Remy: 323841 | 323842 | 323843 | 323844 | 323847 | 323850 | 323852 | 1990310 | 1990313 | 1990315 | 1990316 | 1990317 | 1990319 | 1990320 | 1990321 | 1990327 | 1990330 | 1990331 | 1990332 | 1990336 | 1990498 | 1990707 | 1993669 | 1993709 | 1993713 | 1993719 | 1993728 | 1993729 | 1993732 | 1993742 | 1993745 | 1993746 | 1993755 | 1993763 | 1993764 | 1993768 | 1993770 | 1993778 | 1993791 | 1993794 | 1993831 | 1993832 | 1993851 | 1993853 | 1993861 | 1993865 | 1993869 | 1993871 | 1993873 | 1993874 | 1993878 | 1993881 | 1993883 | 1993885 | 1993887 | 1993891 | 1993898 | 1993901 | 1993902 | 1993909 | 1993910 | 1993911 | 1993918 | 1993920 | 1993926 | 1993928 | 1993931 | 1993953 | 1993958 | 1993964 | 1993965 | 1993966 | 1993974 | 1993992 | 1993997 | 10461007 | 10461008 | 10461010 | 10461013 | 10461016 | 10461018 | 10478805 | 10478811 | 10478825 | 10478826 | 10478927 | 10478949 | 10478960 | 10479014 | 10479034 | 10479196 | 10479302

EQUIVALENTE / Equivalent

Bosch: 1987BE0019 - Facet: 10624 | 10640 - Lucas Indiel: 220400 - Remy: 1985262 - Ww: 10640

0625

IMPULSOR DE PARTIDA DO MOTOR DE ARRANQUE
STARTER DRIVE / IMPULSOR DE PARTIDA

FOTO / Photo pg. 234

APLICAÇÃO / Application / Aplicación

Ford: Cargo 7.8 lts | F800 - General Motors/Chevrolet: Caminhão 14190 | Truck - TCM Equipment Ag: Série 37MT 12/24V - Volkswagen: Caminhão 13.210 Cummins 6 cil Turbo | Caminhão 14.210 Cummins 6 cil Turbo | Caminhão 22.210 Cummins 6 cil Turbo - ZEN: Equivalente OEM - ZEN 0755

MOTOR

John Deere: E48134 - Remy: 323818 | 323834 | 323835 | 323836 | 323837 | 323839 | 323840 | 323849 | 323868 | 323869 | 323879 | 323880 | 1990308 | 1990309 | 1990311 | 1990312 | 1990315 | 1990318 | 1990326 | 1990347 | 1990499 | 1993701 | 1993702 | 1993705 | 1993712 | 1993723 | 1993726 | 1993738 | 1993741 | 1993744 | 1993754 | 1993756 | 1993759 | 1993761 | 1993762 | 1993767 | 1993769 | 1993789 | 1993790 | 1993792 | 1993793 | 1993799 | 1993800 | 1993817 | 1993818 | 1993819 | 1993829 | 1993832 | 1993837 | 1993850 | 1993854 | 1993855 | 1993862 | 1993866 | 1993879 | 1993880 | 1993881 | 1993886 | 1993893 | 1993894 | 1993903 | 1993905 | 1993914 | 1993917 | 1993921 | 1993947 | 1993950 | 1993951 | 1993954 | 1993955 | 1993956 | 1993957 | 1993963 | 1993970 | 1993971 | 1993971 | 1993981 | 1993986 | 1993988 | 1993994 | 10461001 | 10461002 | 10461003 | 10461005 | 10461006 | 10461015 | 10461039 | 10461044 | 10461069 | 10478806 | 10478814 | 10478819 | 10478831 | 10478890 | 10478921 | 10478928 | 10478929 | 10478930 | 10478953 | 10478957 | 10478976 | 10479015 | 10479016 | 10479020 | 10479035 | 10479036 | 10479054 | 10479068 | 10479069

EQUIVALENTE / Equivalent

Bosch: 1987BE0046 - Facet: 10621 | 10639 - Ford: E6HZ11350A - Lester: 6204 | 6348 | 6387 | 6391 | 6410 | 6467 - Remy: 1986244 - Ww: 10639

0626

IMPULSOR DE PARTIDA DO MOTOR DE ARRANQUE
STARTER DRIVE / IMPULSOR DE PARTIDA

FOTO / Photo pg. 234

APLICAÇÃO / Application / Aplicación

Caterpillar: 3508 | 3512 | 3516 - General Motors/Chevrolet: Caminhões de linha pesada 6V - Waukesha: Especial/Special

0626

IMPULSOR DE PARTIDA DO MOTOR DE ARRANQUE
STARTER DRIVE / IMPULSOR DE PARTIDA

FOTO / Photo pg. 234

MOTOR

Remy: 1109220 | 1109221 | 1109297 | 1109648 | 1109962 | 1113856 | 1113857 | 1113874 | 1113875 | 1113889 | 1113907 | 1113917 | 1113953 | 1113984 | 1113996 | 1114047 | 1114059 | 1114062 | 1114063 | 1114075 | 1114080 | 1114093 | 1114100 | 1114104 | 1114106 | 1114183 | 1114702 | 1114718 | 1114736 | 1114739 | 1114778 | 1114792 | 1114807 | 1114808 | 1114809 | 1114840 | 1114902 | 1114922 | 1114925 | 1114930 | 1114952 | 1114959 | 1114960 | 1990213 | 1990215 | 1990216 | 1990217 | 1990236 | 1990242 | 1990245 | 1990265 | 1990340 | 1990380 | 1990381 | 1990389 | 1990395 | 1990430 | 1990436 | 1990439 | 1990447 | 1990494 | 1993827 | 1993849 | 1993996 | 1993999 | 10478981

EQUIVALENTE / Equivalent

Cargo: 132731 - Caterpillar: 93090 | 5L6429 - Facet: 480135 | 480322 - Lester: 3039 | 3040 | 3288 | 3289 | 3290 | 3297 | 3701 | 3702 | 3747 | 3899 | 4851 | 6261 | 6263 | 6272 | 6273 | 6621 | 6622 | 6623 | 6629 - Remy: 830621 | 1894212 | 1945879 | 1970527 | 1977004 | 8000067 - Volkswagen: 480322

0627

IMPULSOR DE PARTIDA DO MOTOR DE ARRANQUE
STARTER DRIVE / IMPULSOR DE PARTIDA

FOTO / Photo pg. 234

APLICAÇÃO / Application / Aplicación

CBT: Javali

EQUIVALENTE / Equivalent

CBT: 580000043

0629

IMPULSOR DE PARTIDA DO MOTOR DE ARRANQUE
STARTER DRIVE / IMPULSOR DE PARTIDA

FOTO / Photo pg. 234

APLICAÇÃO / Application / Aplicación

Ford: F12000 | F14000 1999 | F700 Diesel

MOTOR

Remy: 10479621 | 10479634

EQUIVALENTE / Equivalent

Lester: 6468 | 6469 | 6570 | 6573 | 6585 | 6589 | 6590 | 6595 - Lucas Indiel: 223787 - Remy: 10456455 | 10457056 | 10457579

0630

IMPULSOR DE PARTIDA DO MOTOR DE ARRANQUE
STARTER DRIVE / IMPULSOR DE PARTIDA

FOTO / Photo pg. 234

APLICAÇÃO / Application / Aplicación

Fiat: Duna 1.7 D | Selecta TD | Tipo 1.7 D | Uno - Fiat Iveco: Especial/Special - Mercedes Benz: E 420 | E 420 T-Modell | E 500 | E 500 Coupe | E 500 SEC / S500 | E 500 SEC Coupe | E 560 SEL | S 420 | S 500 | SL 500 - Renault: Express | R11 Diesel | R5 Diesel | R9 Diesel

MOTOR

Bosch: 0001110003 | 0001110005 | 0001110016 | 0001110025 | 0001110026 | 0001110039 | 0001110053 | 0001110054 | 0001110055 | 0001110075 | 0001110078 | 0001110079 | 0001110082 | 0001110089 | 0001110091 | 0001110092 | 0001110095 | 0001110102 | 0001110113 | 0001110115 | 0001110124 | 0001110125 - Fiat: 7580192

EQUIVALENTE / Equivalent

Bosch: 1006209538 | 1006209539 | 1006209691 - Cargo: 132205 - Fiat: 9940740 - Italcacciai: SD062 - Lester: 17038 | 17150 | 17227 | 17281 | 17410 | 17698
Lucas Indiel: 222525

0631

IMPULSOR DE PARTIDA DO MOTOR DE ARRANQUE
STARTER DRIVE / IMPULSOR DE PARTIDA

FOTO / Photo pg. 234

APLICAÇÃO / Application / Aplicación

Audi: 100D | 100TD - Fiat: Ducato | Marengo | Regata TD | Ritmo TD | Tipo TD - Lancia: Dedra TD | Delta TD | Prisma TD - Volkswagen: LT28 | LT31 | LT35 | LT40 | LT45 | LT50 D Turbo - Volvo: 240 2.4 D | 740 2.4 D | 760 2.4 TD

MOTOR

Bosch: 0001218001 | 0001218004 | 0001218005 | 0001218008 | 0001218010 | 0001218012 | 0001218013 | 0001218017 | 0001218018 | 0001218025 | 0001218107 | 0001218115 | 0001218120 | 0001219004 | 0001219008 - Fiat: 5984563 | 5985182

EQUIVALENTE / Equivalent

Bosch: 9001140317 | 9003336293 - Fiat: 9939194 - Italcacciai: SD440 - Lester: 17009 - Lucas Indiel: 223285

0632

IMPULSOR DE PARTIDA DO MOTOR DE ARRANQUE
STARTER DRIVE / IMPULSOR DE PARTIDA

FOTO / Photo pg. 234

APLICAÇÃO / Application / Aplicación

Ford: Granada 2.5 D | Scorpio 2.5 D | Sierra 2.3 D - Renault: R18 Diesel

MOTOR

Bosch: 0001218002 | 0001218015 | 0001218022 | 0001218106 | 0001218129

EQUIVALENTE / Equivalent

Bosch: 9002336207 | 9003336201 | 9003336284 - Lucas Indiel: 223788

0633

IMPULSOR DE PARTIDA DO MOTOR DE ARRANQUE
STARTER DRIVE / IMPULSOR DE PARTIDA

FOTO / Photo pg. 234

APLICAÇÃO / Application / Aplicación

Ford: Escort 1.6 D | Fiesta 1.6 D | Orion 1.6 D

MOTOR

Bosch: 0001317023

EQUIVALENTE / Equivalent

Bosch: 1006209519 - Lucas Indiel: 223789

0634

IMPULSOR DE PARTIDA DO MOTOR DE ARRANQUE
STARTER DRIVE / IMPULSOR DE PARTIDA

FOTO / Photo pg. 234

APLICAÇÃO / Application / Aplicación

Nissan: Pick Up

MOTOR

Hitachi: S114505 | S114509 | S114526 | S114527 | S114526A | S114527A - Nissan: 2330001N00 | 2330020P00 | 2330057N60 | 23300G8400

EQUIVALENTE / Equivalent

Hitachi: 211445012 - Lester: 17454 - Lucas Indiel: 223790 - Nissan: 2331242L60

0635

IMPULSOR DE PARTIDA DO MOTOR DE ARRANQUE
STARTER DRIVE / IMPULSOR DE PARTIDA

FOTO / Photo pg. 234

APLICAÇÃO / Application / Aplicación

John Deere: JD310 | JD350 | JD400 | JD410 | JD450 | MD1040 | MD1065 | MD1075 | MD1085 | MD1140 | MD1640 | MD1840 | MD20401 | MD2140 | MD3040
| MD3140 | MD840 | MD932 | MD940 | MD941 | MD952 | MD955 | MD958 | MD965

MOTOR

Bosch: 0001362312 | 0001362316 | 0001362319 | 0001362321 | 0001367037 | 0001368059 | 0001369001 | 0001369005

EQUIVALENTE / Equivalent

Bosch: 2006209427 | 2006209457 | 2006209459 - Lester: 16563 | 17095 - Lucas Indiel: 223791

0636

IMPULSOR DE PARTIDA DO MOTOR DE ARRANQUE
STARTER DRIVE / IMPULSOR DE PARTIDA

FOTO / Photo pg. 234

APLICAÇÃO / Application / Aplicación

Ford: Festiva - Kia: Pride

MOTOR

Ford: SAE763 | SAE782 | SAE761A | B8GY11002A | E8BZ11002A | F0BZ11002A - Mazda: B30118400 | B30118400C | B35918400A - Mitsubishi: M3T33081 | MC108027

EQUIVALENTE / Equivalent

Ford: SDE334 | E8BZ11350A - Lester: 17010 - Lucas Indiel: 223792 - Mazda: B30118400 | B30118X45 - Mitsubishi: M191T26771

0638

IMPULSOR DE PARTIDA DO MOTOR DE ARRANQUE
STARTER DRIVE / IMPULSOR DE PARTIDA

FOTO / Photo pg. 234

APLICAÇÃO / Application / Aplicación

Bomag: BW 90 - Deutz: F1L210 (.7L - 673cc) 1963...1975 - Farymann: D 40 - E 40 - Hatz: E 80 FG - E 80 G - E 85 FG - E 89 - KHD: Engines F1L210 (.7L - 673cc)
1963...1975 - Miller Electric Welder: All Models Deutz F1L210 Diesel 1963...1976 - Palmieri: PDA 625-750-1250

MOTOR

Bosch: 0001311050 | 0001311051 | 0001314010

EQUIVALENTE / Equivalent

Bosch: 1006209418 - Lester: 18233

0639

IMPULSOR DE PARTIDA DO MOTOR DE ARRANQUE
STARTER DRIVE / IMPULSOR DE PARTIDA

FOTO / Photo pg. 234

APLICAÇÃO / Application / Aplicación

Ford: Escort XR3 - Seat: Especial/Special - Volkswagen: Eurovan | Pointer | Polo

MOTOR

Bosch: 0001110031 | 0001110032 | 0001110061 | 0001110062 | 0001110084 | 0001110085

EQUIVALENTE / Equivalent

Bosch: 1006209552 | 1006209912 - Cargo: 134371 - Lester: 17231 - Lucas: TMB474 - Lucas Indiel: 223795

0641

IMPULSOR DE PARTIDA DO MOTOR DE ARRANQUE
STARTER DRIVE / IMPULSOR DE PARTIDA

FOTO / Photo pg. 235

APLICAÇÃO / Application / Aplicación

Chrysler: Grand Caravan 3.0 i LE | Spirit | Voyager 2.5 e 3.0.

MOTOR

Bosch: 0001108068 | 0001108069 | 0001108070 | 0001108103 | 0001108104 | 0001108105 | 0001108123 | 0001108134 | 0001108135 | 0001108160

EQUIVALENTE / Equivalent

Bosch: 1006209561 - Lester: 16963 | 17210 - Lucas Indiel: 223332

0644

IMPULSOR DE PARTIDA DO MOTOR DE ARRANQUE
STARTER DRIVE / IMPULSOR DE PARTIDA

FOTO / Photo pg. 235

APLICAÇÃO / Application / Aplicación

Bobcat: Especial/Special - Nissan: Fork Lifts - Yanmar: Especial/Special

MOTOR

Hitachi: 5114219 | 5114230 | 5114235

EQUIVALENTE / Equivalent

Hitachi: 211455003 - Lester: 18206 | 18207 | 18218

0645

IMPULSOR DE PARTIDA DO MOTOR DE ARRANQUE
STARTER DRIVE / IMPULSOR DE PARTIDA

FOTO / Photo pg. 235

APLICAÇÃO / Application / Aplicación

Agco: Trator 9630 6-374 Deutz diesel 1993...1995 | Trator 9650 6-374 Deutz diesel 1993...1996 - Lincoln: Especial/Special - Teledyne: Especial/Special

MOTOR

Remy: 10479619

EQUIVALENTE / Equivalent

Remy: 10457178

0646

IMPULSOR DE PARTIDA DO MOTOR DE ARRANQUE
STARTER DRIVE / IMPULSOR DE PARTIDA

FOTO / Photo pg. 235

APLICAÇÃO / Application / Aplicación

Citroën: Citroen BX 19 Diesel - Peugeot: 205 Diesel

MOTOR

Italacciai: D9R084

EQUIVALENTE / Equivalent

Italacciai: SD509 - Lucas Indiel: 223801 - Paris Rhone: 105540

0647

IMPULSOR DE PARTIDA DO MOTOR DE ARRANQUE
STARTER DRIVE / IMPULSOR DE PARTIDA

FOTO / Photo pg. 235

APLICAÇÃO / Application / Aplicación

Citroën: Especial/Special 1983...1990 - Peugeot: Especial/Special 1987...1994

MOTOR

Valeo: D9R90 | D9R99

EQUIVALENTE / Equivalent

Lucas: TMB275 - Paris Rhone: 180826 - Valeo: NE211 | 182177

0648

IMPULSOR DE PARTIDA DO MOTOR DE ARRANQUE
STARTER DRIVE / IMPULSOR DE PARTIDA

FOTO / Photo pg. 235

APLICAÇÃO / Application / Aplicación

Fiat: Caminhão 640 | Caminhão 1180 | Caminhão 1280 | Caminhão 1380 | Caminhão 1580 | Caminhão 1880 | Caminhão 570 | Caminhão 580 | Caminhão 605 | Caminhão 666 | Caminhão 670 | Caminhão 680 | Caminhão 765 | Caminhão 766 | Caminhão 780 | Caminhão 855 | Caminhão 880.15 | Caminhão 955 | Caminhão 980 - Fiat Allis: Caminhão 545B | Caminhão 645B - New Holland: Trator 8830 04/1994... | Trator DT8630 04/1994... | Trator FNH 8430 04/1994...

MOTOR

Bosch: 0001367028 | 0001367029 | 0001368019 | 0001368020

EQUIVALENTE / Equivalent

Bosch: 2006209426 | F000AL1899 - Fiat: 9817920 | 9959572 | 79033659 - Italacciai: SD314 - Lester: 17092 | 17184 | 18030 | 18033 - Remy: 19024527

0649

IMPULSOR DE PARTIDA DO MOTOR DE ARRANQUE
STARTER DRIVE / IMPULSOR DE PARTIDA

FOTO / Photo pg. 235

APLICAÇÃO / Application / Aplicación

Bobcat: 2400 Perkins 4-236 Dsl 1989...1991 | 2410 Perkins 4-236 Dsl 1989...1993 | 3023 Kubota V1702 Dsl 1989...1992 | 641 Deutz F2L511 Dsl 1989...1990 | 741 Deutz F2L511D Dsl 1989...1990 | 843B Isuzu 4JB1PK-01 Dsl 1990...1992 | 843HC Isuzu 4JB1PK-01 Dsl 1989...1992 | 853 Isuzu 4JB1PK-03 Dsl 1990...1994 | 853H Isuzu 4JB1PK-03 Dsl 1991...1994 | 943 Perkins 4-236 Dsl 1990...1994 | 974 Perkins 4-236 Dsl 1989...1990 - Clark: 2000 Perkins 2.5L 1989 | 641 Deutz F2L511 1989...1990 | 741 Deutz F2L511 1989...1990 | 843 Perkins 2.5L 1989...1990 | 843B Isuzu Engines 1990...1992 | 853 / 853H Isuzu Engines 1991...1995 | 943 Perkins 4-236 1990...1994 | 974 Perkins 4-236 1989...1990 - Hyster: H-150-275H Perkins 6-354 1985...1986 | H350A Perkins 6-354 1985...1988 - Lincoln: Various Perkins - Lister Petter Tractor: TX2 / TX3 - Macdon: Macdon 7000 Perkins Diesel 1993...1997 - Mack: CS Séries (Midliner) Mack Engines 1990...1999 | CS Séries (Midliner) Renault 5.8L 1986...1991 | CS Séries (Midliner) Renault 6.2L 1990...2001 | CS Séries (Midliner) Renault 8.8L 1986...1990 | MS Séries (Midliner) Mack E3 1990...1999 | MS Séries (Midliner) Mack E5 / EC5 1986...1990 | MS Séries (Midliner) Renault 5.8L 1986...1991 | MS Séries (Midliner) Renault 6.2L 1990...1999 - Massey Ferguson: MF-60E Perkins Diesel Engines 1989...1992 Miller Electric Welder: 27 Séries 2.0L Teledyne Eng 1989...1993 | 27 Séries Teledyne 2.0L, 2.7L 1989...1993 | Big 40 Cont. Eng 1992 - New Holland: 1426 Caterpillar Engines 1986...1989 | 1426 Perkins Engines 1982...1985 | 1495 Perkins Engines 1982...1985 | L783 Perkins 4-203 Diesel 1989...1995 | L785 Perkins 4-203 Diesel 1989...1994 Perkins: 4-236 4 cil Diesel 1989...2004 | Various Models Diesel - Prairie Sprayer: 4800 Sprayer Perkins Diesel 1993...1997 | 4900 Sprayer Perkins Diesel 1993...1997 Westerbeke: 108B Six 6 cil Diesel 1991...1994 | 108C Six 6 cil, 247ci 4.1L Diesel 1994...2007 | 16.0 BED 4 cil Diesel 1990...1995 | 64A Four 4 cil, 182ci 3.0L Diesel 2003...2007 | 71C Four 4 cil, 154ci 2.5L Diesel 1994...2007 | 82B Four 4 cil, 182ci 3.0L Diesel 1991...2007 | 90A Four 4 cil, 211ci 3.5L Diesel 1999...2007 | GCX40 Perkins Diesel Engines 1990...1997 | GCX50 Perkins Diesel Engines 1990...1997 | GPX35D Perkins Diesel Engines 1990...1995 | GPX40D Perkins Diesel Engines 1990...1995 | GPX50D Perkins Diesel Engines 1990...1995 - Westward: 7000 Perkins Diesel 1993...1997

MOTOR

Remy: 1113274 | 1113275 | 1113278 | 1113281 | 1113282 | 1113284 | 1113285 | 1113288 | 1113289 | 1113290 | 1113297 | 10479607

EQUIVALENTE / Equivalent

Lester: 6572 | 6576 | 6578 | 6581 | 6584 | 6587 | 6588 | 6593 | 6600 | 6602 - Remy: 10457057

0650

IMPULSOR DE PARTIDA DO MOTOR DE ARRANQUE
STARTER DRIVE / IMPULSOR DE PARTIDA

FOTO / Photo pg. 235

APLICAÇÃO / Application / Aplicación

Bobcat: 1600 Kubota V1702 Diesel 1989...1993 | 643 Kubota D1402BA Diesel 1989...1993 | 743 Kubota V1702BA Diesel 1989...1990 | 743B Kubota V1702BA Diesel 1991...1994 | 753 Kubota V2203B Diesel 1990...1994 | 7753 Kubota V2203B Diesel 1991...1994 - New Holland: L555 Perkins 4-108 Diesel 1989...1993

MOTOR

Remy: 1113273 | 1113279 | 1113280 | 10479606 | 10479613

EQUIVALENTE / Equivalent

Remy: 10457058

0651

IMPULSOR DE PARTIDA DO MOTOR DE ARRANQUE
STARTER DRIVE / IMPULSOR DE PARTIDA

FOTO / Photo pg. 235

APLICAÇÃO / Application / Aplicación

Deutz: Allis - Mercedes Benz: Caminhão 1620 | Caminhão 712 Eletronic

MOTOR

Remy: 1113286 | 10479620

EQUIVALENTE / Equivalent

Lester: 6579 | 6599 - Remy: 10457059

0653

IMPULSOR DE PARTIDA DO MOTOR DE ARRANQUE
STARTER DRIVE / IMPULSOR DE PARTIDA

FOTO / Photo pg. 235

APLICAÇÃO / Application / Aplicación

Ford: Cougar | Fairmont - General Motors/Chevrolet: Celebrity 1982...1988 | Chevrolet V6 Citation

EQUIVALENTE / Equivalent

Bosch: 9001041103 | 9001043103

0656

IMPULSOR DE PARTIDA DO MOTOR DE ARRANQUE
STARTER DRIVE / IMPULSOR DE PARTIDA

FOTO / Photo pg. 235

APLICAÇÃO / Application / Aplicación

Renault: Espace | Fuego | Master | R18 | R20 | R21 | R25 | R30 Turbo diesel | Trafic Diesel

MOTOR

Italacciai: D9R073 - Valeo: D9R73 | D9R134

EQUIVALENTE / Equivalent

Bosch: 1987BE0047 - Italacciai: SD508 - Lester: 17085 - Lucas Indiel: 221292 - Paris Rhone: 105538 | 185182 - Valeo: NE209 | NE883 | 182047 | 185182 | 594245

0657

IMPULSOR DE PARTIDA DO MOTOR DE ARRANQUE
STARTER DRIVE / IMPULSOR DE PARTIDA

FOTO / Photo pg. 235

APLICAÇÃO / Application / Aplicación

Ford: F1000 Maxion HSD - General Motors/Chevrolet: S10 2.5 Diesel Maxion - Land Rover: Discovery OMO14A - Mercedes Benz: Sprinter 310 Diesel

MOTOR

Italacciai: D9R091 - Valeo: D9R91

EQUIVALENTE / Equivalent

Italacciai: SD483 - Lucas: TMB276 - Lucas Indiel: 223808 - Paris Rhone: 181068 - Valeo: 182178 | NE 212

0661

IMPULSOR DE PARTIDA DO MOTOR DE ARRANQUE
STARTER DRIVE / IMPULSOR DE PARTIDA

FOTO / Photo pg. 235

APLICAÇÃO / Application / Aplicación

Chrysler: Dodge Série S - Ford: D0707 | D0810 | D0910 | D1010 | D1111 | D1211 | D1314 | N0708 | N0710 | N0808 | N0810 | N0812 | N0814 | N0910 | N0914 | N1114 | N1414 | NA1814 | NA2214 - Massey Ferguson: MF155 | MF158 | MF168 | MF186 | MF187 | MF188 | MF487 | MF507 | MF510 | MF520 | MF525 | MF87 - Perkins: Tratores, Industriais, Estacionários.

MOTOR

Bosch: 0001359067 | 0001359069 | 0001359081 | 0001359082 | 0001359104 | 0001359109 | 0001359110 | 0001360055

EQUIVALENTE / Equivalent

Bosch: 2006209413 | 2006209443

0663

IMPULSOR DE PARTIDA DO MOTOR DE ARRANQUE
STARTER DRIVE / IMPULSOR DE PARTIDA

FOTO / Photo pg. 235

APLICAÇÃO / Application / Aplicación

Isuzu: Especial/Special

EQUIVALENTE / Equivalent

Fiat: 70449580 - Hitachi: 22505550 | 212095001 - Isuzu: 5811230040

0668

IMPULSOR DE PARTIDA DO MOTOR DE ARRANQUE
STARTER DRIVE / IMPULSOR DE PARTIDA

FOTO / Photo pg. 235

APLICAÇÃO / Application / Aplicación

Massey Ferguson: MF235 | MF235 1986... | MF265 1986... - Perkins: Trator MF 235 -265 A3.152 | Trator MF 265 AD4.203 abr/76 | Tratores, Industriais, Estacionários.
Yanmar: 1050D | 1050D 4x4

MOTOR

Bosch: 9000083072 | 9000453072 | 9000453080

EQUIVALENTE / Equivalent

Bosch: 9001083629

0669

IMPULSOR DE PARTIDA DO MOTOR DE ARRANQUE
STARTER DRIVE / IMPULSOR DE PARTIDA

FOTO / Photo pg. 235

APLICAÇÃO / Application / Aplicación

Ford: Trator - New Holland: Trator

MOTOR

Ford: SA739B | E8TZ11002A | E8TF11000AA - Mitsubishi: M3T90072

EQUIVALENTE / Equivalent

Ford: SDE339 | E8PZ11350A - Lester: 17037 - Mitsubishi: M191T66271

0670

IMPULSOR DE PARTIDA DO MOTOR DE ARRANQUE
STARTER DRIVE / IMPULSOR DE PARTIDA

FOTO / Photo pg. 236

APLICAÇÃO / Application / Aplicación

Ford: Truck Diesel - New Holland: Trator

MOTOR

Ford: SA739A | E5TZ11002B | E8TZ11002A | E5TF11000AA | E8TF11000AA | F3TU11000AA - Mitsubishi: M3T90011 | M3T90071 | M3T90072

EQUIVALENTE / Equivalent

Ford: SDE330 | E5PZ11350A | E5PF11350AA - Lester: 17037 - Mitsubishi: M191T65571

0671IMPULSOR DE PARTIDA DO MOTOR DE ARRANQUE
STARTER DRIVE / IMPULSOR DE PARTIDA

FOTO / Photo pg. 236

APLICAÇÃO / Application / Aplicación

Magneti Marelli: Viejo - Mazda: 626

EQUIVALENTE / Equivalent

Bosch: 1987BE0020

0672IMPULSOR DE PARTIDA DO MOTOR DE ARRANQUE
STARTER DRIVE / IMPULSOR DE PARTIDA

FOTO / Photo pg. 236

APLICAÇÃO / Application / Aplicación

Ford: Topaz

EQUIVALENTE / Equivalent

Bosch: 9001043259

0673IMPULSOR DE PARTIDA DO MOTOR DE ARRANQUE
STARTER DRIVE / IMPULSOR DE PARTIDA

FOTO / Photo pg. 236

APLICAÇÃO / Application / Aplicación

Nissan: Pick Up | Sentra | Vanette

EQUIVALENTE / Equivalent

Bosch: 9001042060

0674IMPULSOR DE PARTIDA DO MOTOR DE ARRANQUE
STARTER DRIVE / IMPULSOR DE PARTIDA

FOTO / Photo pg. 236

APLICAÇÃO / Application / Aplicación

Ford: Especial/Special - Willys: Especial/Special

EQUIVALENTE / Equivalent

Bosch: 9001043179

0675IMPULSOR DE PARTIDA DO MOTOR DE ARRANQUE
STARTER DRIVE / IMPULSOR DE PARTIDA

FOTO / Photo pg. 236

APLICAÇÃO / Application / Aplicación

Chrysler: Dodge 6cil e 8cil - Motor B 1979...1981

EQUIVALENTE / Equivalent

Bosch: 9001043152

0676IMPULSOR DE PARTIDA DO MOTOR DE ARRANQUE
STARTER DRIVE / IMPULSOR DE PARTIDA

FOTO / Photo pg. 236

APLICAÇÃO / Application / Aplicación

General Motors/Chevrolet: Chevrolet 8 cilindros

EQUIVALENTE / Equivalent

Bosch: 9001043180

0677IMPULSOR DE PARTIDA DO MOTOR DE ARRANQUE
STARTER DRIVE / IMPULSOR DE PARTIDA

FOTO / Photo pg. 236

APLICAÇÃO / Application / Aplicación

Ford: 3600 Tractor - Inter: Especial/Special

MOTOR

Bosch: 0001362048 | 0001362049 | 0001362084 | 0001362100

EQUIVALENTE / Equivalent

Bosch: 2006209463 | 2006209474 | F002G20278

0679IMPULSOR DE PARTIDA DO MOTOR DE ARRANQUE
STARTER DRIVE / IMPULSOR DE PARTIDA

FOTO / Photo pg. 236

APLICAÇÃO / Application / Aplicación

Nissan: 240SX L4 2.4L 2389cc 1989...1990/1991...1998 | Axxess L4 2.4L 2389cc 1990...1995 | KA24E | Stanza L4 2.4L 2389cc 1990...1992

MOTOR

Mitsubishi: M1M72281 | M1T72281 | M1T72281A - Nissan: 2330030R12 | 2330030R13

0679

IMPULSOR DE PARTIDA DO MOTOR DE ARRANQUE
STARTER DRIVE / IMPULSOR DE PARTIDA

FOTO / Photo pg. 236

EQUIVALENTE / Equivalent

Lester: 17161 - Mitsubishi: M191T12671 - Nissan: 2335430R10

0681

IMPULSOR DE PARTIDA DO MOTOR DE ARRANQUE
STARTER DRIVE / IMPULSOR DE PARTIDA

FOTO / Photo pg. 236

APLICAÇÃO / Application / Aplicación

Ford: Escort L4 2.0L 1989cc 122cid Diesel 1984...1987 | Tempo L4 2.0L 1989cc 122cid Diesel 1984...1986 - Lincoln: Continental L6 2.4L 146cid Diesel 1984...1985 | Mark VII L6 2.4L 146cid Diesel 1984...1985 - Mercury: Lynx L4 2.0L 1989cc 122cid Diesel 1984...1987 | Topaz L4 2.0L 1989cc 122cid Diesel 1984...1986

EQUIVALENTE / Equivalent

Ford: SD323 | SD324 | E4FZ11350A | E4LY11350A | E4EF11350AA | E4LF11350AA - Lester: 3193 | 3194

0684

IMPULSOR DE PARTIDA DO MOTOR DE ARRANQUE
STARTER DRIVE / IMPULSOR DE PARTIDA

FOTO / Photo pg. 236

APLICAÇÃO / Application / Aplicación

Ford: 1000 2-77 Shibaura Diesel 1973...1978 | 1500 2cyl Shibaura Diesel 1979...1982 | 1600 2-77 Shibaura Diesel 1976...1979 | 1700 2-78 Shibaura Diesel 1979...1982
Isuzu: C190M 1976...1991 | Misc. Industrial Equipment 2AB1 | Misc. Industrial Equipment 3AB1 | Misc. Industrial Equipment C-190 - New Holland: 1000 2-77 Shibaura Diesel 1973...1978 | 1500 2cyl Shibaura Diesel 1979...1982 | 1600 2-77 Shibaura Diesel 1976...1979 | 1700 2-78 Shibaura Diesel 1979...1982

MOTOR

Ishikawajima: 185086050 | 185086051 | 185086052 | 185086140 | 185086141 | 185086350 - Isuzu: 5811000571 | 5811000740 - New Holland: SBA185086050 | SBA185086051 | SBA185086052 | SBA185086141 | SBA185086350 - Nissan: 2330079601

EQUIVALENTE / Equivalent

Hitachi: 21309500 | 212015501 - Lester: 17087 | 17090 | 17299 | 17331 | 18064 | 18298

0686

IMPULSOR DE PARTIDA DO MOTOR DE ARRANQUE
STARTER DRIVE / IMPULSOR DE PARTIDA

FOTO / Photo pg. 236

APLICAÇÃO / Application / Aplicación

Bedford: MIDI | Rascal - Effa Motors: Hafei | Towner Junior 2011... - Mitsubishi: Especial/Special

MOTOR

Nippondenso: 280008040 | 280009430 | 1280001290 | 1280001291 | 1280001761 | 1280001860 | 1280003640

EQUIVALENTE / Equivalent

Bedford: 91118533 - Nippondenso: 0283003880 - Suzuki: 3132078310

0687

IMPULSOR DE PARTIDA DO MOTOR DE ARRANQUE
STARTER DRIVE / IMPULSOR DE PARTIDA

FOTO / Photo pg. 236

APLICAÇÃO / Application / Aplicación

Nissan: Pathfinder 3.0 V6 gasolina | Terrano

MOTOR

Hitachi: S114516 | S114528 | S114503A | S114516A | S114528A

EQUIVALENTE / Equivalent

Hitachi: 211435551 - Lester: 16817 | 17196

0691

IMPULSOR DE PARTIDA DO MOTOR DE ARRANQUE
STARTER DRIVE / IMPULSOR DE PARTIDA

FOTO / Photo pg. 236

APLICAÇÃO / Application / Aplicación

Yanmar: Engine Marine 1GM10L 1 cil, 19.41ci, 0.318L Diesel | Engine Marine 1GM10VE 1 cil, 19.41ci, 0.318L Diesel | Engine Marine 1GMY 1 cil, 19.41ci, 0.318L Diesel | Engine Marine 2GMFL 2 cil Diesel | Engine Marine 2GMFY(E)-E 2 cil Diesel | Engine Marine 2GML 2 cil Diesel | Engine Marine 2GMYE-EC 2 cil Diesel | Engine Marine 3GMFY 3 cil Diesel | Engine Marine 3GML 3 cil Diesel | Tractor Engine YM1700 2TR17 1975...1990 | Tractor Engine YM2000 2TR20 1975...1990

MOTOR

Hitachi: 5114146 | 5114244 | 5114417

EQUIVALENTE / Equivalent

Hitachi: 211445002 - Lester: 16710 | 18216

0701

IMPULSOR DE PARTIDA DO MOTOR DE ARRANQUE
STARTER DRIVE / IMPULSOR DE PARTIDA

FOTO / Photo pg. 236

APLICAÇÃO / Application / Aplicación

Nissan: Sentra | Sunny | Tsuru

0701IMPULSOR DE PARTIDA DO MOTOR DE ARRANQUE
STARTER DRIVE / IMPULSOR DE PARTIDA

FOTO / Photo pg. 236

EQUIVALENTE / Equivalent

Bosch: 9001042189

0702IMPULSOR DE PARTIDA DO MOTOR DE ARRANQUE
STARTER DRIVE / IMPULSOR DE PARTIDA

FOTO / Photo pg. 236

APLICAÇÃO / Application / Aplicación

Volkswagen: Golf A2 1987...1992 | Jetta A2 Standard 1987...1992

EQUIVALENTE / Equivalent

Bosch: 9001042299

0703IMPULSOR DE PARTIDA DO MOTOR DE ARRANQUE
STARTER DRIVE / IMPULSOR DE PARTIDA

FOTO / Photo pg. 237

APLICAÇÃO / Application / Aplicación

Volkswagen: Combi Enfriada por Água 1987...2002

EQUIVALENTE / Equivalent

Bosch: 9001042263

0706IMPULSOR DE PARTIDA DO MOTOR DE ARRANQUE
STARTER DRIVE / IMPULSOR DE PARTIDA

FOTO / Photo pg. 237

APLICAÇÃO / Application / Aplicación

Alfa Romeo: Alfa 164TD | Alfa 33TD | Alfa 75TD | Alfa 90TD | Alfetta TD. | Giulietta TD. - Chrysler: Voyager 2.5 TD - Peugeot: 307 XND, XRD, XRDT | 405D 1.9 Diesel

MOTOR

Bosch: 0001218007 | 0001218023 | 0001218125 | 0001218126

EQUIVALENTE / Equivalent

Bosch: 9003336206 - Lucas Indiel: 223854

0708IMPULSOR DE PARTIDA DO MOTOR DE ARRANQUE
STARTER DRIVE / IMPULSOR DE PARTIDA

FOTO / Photo pg. 237

EQUIVALENTE / Equivalent

Cargo: CG231767 - Honda: 312062F5L31 - Johnson Electric: 5712820DV30SM - Utms: 5712820

0709IMPULSOR DE PARTIDA DO MOTOR DE ARRANQUE
STARTER DRIVE / IMPULSOR DE PARTIDA

FOTO / Photo pg. 237

APLICAÇÃO / Application / Aplicación

Mercedes Benz: 170 SD y 180 SD Arr. Bosch Caz. Grande - Yanmar Engine Marine: Rastrojero com Motor D4M

EQUIVALENTE / Equivalent

Lucas Indiel: 221491

0711IMPULSOR DE PARTIDA DO MOTOR DE ARRANQUE
STARTER DRIVE / IMPULSOR DE PARTIDA

FOTO / Photo pg. 237

APLICAÇÃO / Application / Aplicación

Nissan: 100NX 2.0GTI | Almera 2.0 Gti | Primera 2.0 | Sunny 2.0 - Subaru: Especial/Special

MOTOR

Mitsubishi: M1T72981 | M1T72985 | M1T74781 | M1T74785 | M1T78881

EQUIVALENTE / Equivalent

Hitachi: 2335453J11 - Lester: 17180 | 17246 - Mitsubishi: M191T12571 - Nissan: 2335453J11

0712IMPULSOR DE PARTIDA DO MOTOR DE ARRANQUE
STARTER DRIVE / IMPULSOR DE PARTIDA

FOTO / Photo pg. 237

APLICAÇÃO / Application / Aplicación

Ford: Maverick 2400 1993...1996 - Infiniti: QX4 V6 3.3L 3275cc 1997...2000 - Nissan: Frontier L4 2.4L 2389cc 1998...2001 | Frontier L4 2.4L 2389cc 146cid 2001 | Pathfinder V6 3.3L 3275cc 1996...2000 | Pick Up D21 2400 1992...1998 | Pick Up L4 2.4L 2389cc 1996...1997 | Terrano II 2.4L 1993...1996 | XTerra L4 2.4L 2389cc 2000...2001

MOTOR

Mitsubishi: M1T60281 | M000T60181 - Nissan: 233000W010 | 233000W011 | 233001S770 | 233001S771 | 233001S772 | 233004S100 | 233004S102 | 2330080G10 | 2330086G10 | 2330086G11 | 233001S772R | 233004S102R | 23300F4U010

0712IMPULSOR DE PARTIDA DO MOTOR DE ARRANQUE
STARTER DRIVE / IMPULSOR DE PARTIDA

FOTO / Photo pg. 237

EQUIVALENTE / Equivalent

Lester: 17425 | 17683 | 17685 - Mitsubishi: M191T13471

0713IMPULSOR DE PARTIDA DO MOTOR DE ARRANQUE
STARTER DRIVE / IMPULSOR DE PARTIDA

FOTO / Photo pg. 237

APLICAÇÃO / Application / Aplicación

Fiat: 1100T | 125 | 1300 | 1500 | 1800 | 2300 | Coupe | Familiar | Multicarga - Seat: 1500

MOTOR

Femsa: MTD121 | MTD12H5 - Fiat: 4064058

EQUIVALENTE / Equivalent

Bosch: 9001336205 - Femsa: 1066122 - Fiat: 4063663 - Lucas Indiel: 221832

0714IMPULSOR DE PARTIDA DO MOTOR DE ARRANQUE
STARTER DRIVE / IMPULSOR DE PARTIDA

FOTO / Photo pg. 237

APLICAÇÃO / Application / Aplicación

Dodge: Dodge 1500 1.8 | Pick Up Durango 4x4 - Volkswagen: 1500 1.8

EQUIVALENTE / Equivalent

Bosch: 1987BE0048 - Garef: 6624100 - Lucas Indiel: 221905

0720IMPULSOR DE PARTIDA DO MOTOR DE ARRANQUE
STARTER DRIVE / IMPULSOR DE PARTIDA

FOTO / Photo pg. 237

APLICAÇÃO / Application / Aplicación

Rastrojero: IME reforma AN 115

EQUIVALENTE / Equivalent

Lucas Indiel: 223290

0721IMPULSOR DE PARTIDA DO MOTOR DE ARRANQUE
STARTER DRIVE / IMPULSOR DE PARTIDA

FOTO / Photo pg. 237

APLICAÇÃO / Application / Aplicación

Bobcat: Trator 853 série 12816390 1994 - Clark: Especial/Special - Detroit: Estacionários - Fiat Allis: Grader PG140 e PG160 Ford 7.5L GMA

MOTOR

Remy: 10479605 | 10479608 | 10479612

EQUIVALENTE / Equivalent

Lester: 6594 | 6597 - Remy: 10457122

0722IMPULSOR DE PARTIDA DO MOTOR DE ARRANQUE
STARTER DRIVE / IMPULSOR DE PARTIDA

FOTO / Photo pg. 237

APLICAÇÃO / Application / Aplicación

Case: Grader 845 e 845.2 | Grader FG 140.2 | Pá Carregadeira W20 - Cummins: Especial/Special - Fiat Allis: Com embreagem banhada a óleo Cummins 6BT5.9 | FD 170 - cremalheira a banho de óleo - Komatsu: Escavadeira PC200 Cummins 4B3.9 | Escavadeira PC200 Cummins 4BT3.9 | Escavadeira PC200 Cummins 6B5.9 | Escavadeira PC200 Cummins 6BT5.9 | Escavadeira PC200 Cummins 6BTAA Mack - TCM Equipment Ag: Série 28MT 12/12V - Timberjack: 608, 608 Harvester - Ciber Vibrador

MOTOR

Remy: 1113272 | 1113277 | 1113291 | 10479611 | 10479616 | 10479623 | 10479629 | 10479655

EQUIVALENTE / Equivalent

Lester: 6574 | 6582 | 6592 | 6596 | 6598 - Remy: 10457121

0723IMPULSOR DE PARTIDA DO MOTOR DE ARRANQUE
STARTER DRIVE / IMPULSOR DE PARTIDA

FOTO / Photo pg. 237

APLICAÇÃO / Application / Aplicación

Lister: Petter

MOTOR

Remy: 10479600

EQUIVALENTE / Equivalent

Lester: 6591 - Remy: 10457141

0729

IMPULSOR DE PARTIDA DO MOTOR DE ARRANQUE
STARTER DRIVE / IMPULSOR DE PARTIDA

FOTO / Photo pg. 237

APLICAÇÃO / Application / Aplicación

Ford: Escort 1.6 e 2.0 | Escort Hobby | Escort XR3 | Verona - Volkswagen: Beetle 2.0 | Golf G3 2.0 Syncro | Golf G4 1.8 | Logus 1993... | Passat Alemão | Polo Classic

MOTOR

Bosch: 0001107003 | 0001107004 | 0001107022 | 0001107023 | 9000081001 | 9000081002

EQUIVALENTE / Equivalent

Bosch: 1006209579 | 1006209917 | 9001081010 | F000AL1704 - Cargo: 135086 - Lester: 17223 | 17416 - Lucas: TNB010 - Lucas Indiel: 223121

0731

IMPULSOR DE PARTIDA DO MOTOR DE ARRANQUE
STARTER DRIVE / IMPULSOR DE PARTIDA

FOTO / Photo pg. 237

APLICAÇÃO / Application / Aplicación

Renault: R12 | R4 | R6

EQUIVALENTE / Equivalent

Lucas Indiel: 221902 - Tria: 3902

0732

IMPULSOR DE PARTIDA DO MOTOR DE ARRANQUE
STARTER DRIVE / IMPULSOR DE PARTIDA

FOTO / Photo pg. 237

APLICAÇÃO / Application / Aplicación

Renault: Trafic

EQUIVALENTE / Equivalent

Lucas Indiel: 223291 - Tria: 4424

0737

IMPULSOR DE PARTIDA DO MOTOR DE ARRANQUE
STARTER DRIVE / IMPULSOR DE PARTIDA

FOTO / Photo pg. 237

APLICAÇÃO / Application / Aplicación

General Motors/Chevrolet: Chevy Diesel - Isuzu: Especial/Special Diesel - Massey Ferguson: Especial/Special - Nissan: Frontier 4x4 2000 | Terrano - ZEN: Utiliza Pinhão ZEN 9488

MOTOR

Hitachi: S1362 | S1363 | S1370 | S1382 | S1383 | S13100 | S13115 | S13121 | S1362A | S1362B | S1362C | S1370A | S1382A | S114253 | S114254 | S114255 | S114258 | S114264 | S114265 | S114268 | S114290 | S114296 | S114344 | S114374 | S114429 | S114446 | S114449 | S114453 | S114454 | S114457 | S114458 | S114480 | S114253A | S114253B | S114254A | S114254C | S114254D | S114255A | S114258A | S114258B | S114258C | S114264A | S114268A | S1142900 | S114290A | S114290B | S114296A | S114374B | S114401B | S114403B | S114429A | S114481A | S1144374B | S1142584C - Isuzu: 891171630 | 891364001 | 891364480 | 892363470 | 8941155650 | 8941155670 | 8941156670 | 8941171630 | 8941333380 | 8941364480 | 8942168781 | 8942168783 | 8942363470 | 8942363471 | 8942387580 | 8942387581
Nissan: 233005301 | 2330006W61 | 2330017C60 | 2330018C60 | 2330021P00 | 2330022P00 | 23300H5902 | 23300H9100 | 23300H9101 | 23300N5900 | 23300N5902 | 23300N5903 | 23300R2000 | 23300U7500 | 23300U7501 | 23300U7502 | 23300V5300 | 23300V5301 | 23300V5302 | 23300W1000 | 23300W1002 | 23300W7000 | 23300W7001 | 23300Y7000 | 23300Y7001

EQUIVALENTE / Equivalent

Hitachi: 211435006 | 211455506 | 211475008 | 211485008 | 211495008 - Isuzu: 8941155680 | 8942363471 - Lester: 16584 | 16611 | 16811 | 16986 | 16997 | 18312
Nissan: 23312H9100 | 23312M4901 | 23312N5900 | 23312N5903 | 23312V5301 | 23312V5302

0740

IMPULSOR DE PARTIDA DO MOTOR DE ARRANQUE
STARTER DRIVE / IMPULSOR DE PARTIDA

FOTO / Photo pg. 238

APLICAÇÃO / Application / Aplicación

Fiat: Duna SD | Regatta 2000 | Spazio D | Uno D

EQUIVALENTE / Equivalent

Lucas Indiel: 227796 | 228135 | 35257798 | 35258135

0741

IMPULSOR DE PARTIDA DO MOTOR DE ARRANQUE
STARTER DRIVE / IMPULSOR DE PARTIDA

FOTO / Photo pg. 238

APLICAÇÃO / Application / Aplicación

Ford: Escort - Peugeot: 504 e 505 Motor 2000

EQUIVALENTE / Equivalent

Bosch: 1987BE0049 - Lucas Indiel: 227951 | 228137 | 35257952 | 35258137

0742

IMPULSOR DE PARTIDA DO MOTOR DE ARRANQUE
STARTER DRIVE / IMPULSOR DE PARTIDA

FOTO / Photo pg. 238

APLICAÇÃO / Application / Aplicación

Ford: Sierra 1.6 - Volkswagen: Gol Argentino

0742

IMPULSOR DE PARTIDA DO MOTOR DE ARRANQUE
STARTER DRIVE / IMPULSOR DE PARTIDA

FOTO / Photo pg. 238

EQUIVALENTE / Equivalent

Lucas Indiel: 227799 | 228136 | 35257802 | 35258136

0743

IMPULSOR DE PARTIDA DO MOTOR DE ARRANQUE
STARTER DRIVE / IMPULSOR DE PARTIDA

FOTO / Photo pg. 238

APLICAÇÃO / Application / Aplicación

Fiat: 128 Super Europa | 147 | 147 Brio, SPR, SPT | Duna 1.3 e 1.5. | Fiorino 1.4 e 1.6. | Regatta 85SC | Spazio | Tipo 1.4 e 1.6 | Uno 1.4 e 1.6 | Vivace

EQUIVALENTE / Equivalent

Lucas Indiel: 227965 | 228138 | 35257963 | 35258138

0744

IMPULSOR DE PARTIDA DO MOTOR DE ARRANQUE
STARTER DRIVE / IMPULSOR DE PARTIDA

FOTO / Photo pg. 238

APLICAÇÃO / Application / Aplicación

Fiat: 600

MOTOR

Fiat: 870374

EQUIVALENTE / Equivalent

Bosch: 1987BE0050 - Fiat: 4044451 - Lucas Indiel: 221831

0745

IMPULSOR DE PARTIDA DO MOTOR DE ARRANQUE
STARTER DRIVE / IMPULSOR DE PARTIDA

FOTO / Photo pg. 238

APLICAÇÃO / Application / Aplicación

Audi: A4 1.6i, 1.8i - General Motors/Chevrolet: Astra 1.8i | Astra 2.0i 16v | Astra 2.0 MPFI | Astra Sedan 1.8i | Astra Sedan 2.0i | Astra Sedan 2.0i 16v | Blazer 2.2 EFI | Ipanema 2.0 MPFI | Kadett 2.0 MPFI | Omega 2.0i | Omega 2.2i | Omega 3.0i | S10 2.2 Gasolina | Suprema 2.0, 2.0i, 3.0i. | Vectra 2.0 16v | Vectra GLS 2.0 | Vectra GSI 2.0i 16v | Zafira 2.0 MPFI | Zafira 2.0 SF1 16v - Peugeot: 306 1.8i, 1.8i 16V 09/1995... | 405 1.8i 09/1995... - Renault: Espace 2.0 16V 10/1998... | Megane 2.0 16V 03/1999... | Scenic RX4 2.0 06/1999... - Seat: Cordoba 1.0 | Cordoba 1.4 | Cordoba 1.4 16V | Cordoba 1.6 | Ibiza 16V - Volkswagen: Gol GTI 16V

MOTOR

Bosch: 0001106012 | 0001106017 | 0001106022 | 0001106023 | 0001106024 | 0001107009 | 0001107012 | 0001107013 | 0001107015 | 0001107017 | 0001107018 | 0001107019 | 0001107025 | 0001107026 | 0001107034 | 0001107044 | 0001107045 | 0001107056 | 0001107070 | 9000081004 | F000AL0103 | F005M00024

EQUIVALENTE / Equivalent

Bosch: 900118103 | 1006209584 | 1006209600 | 1006209686 | 1006209993 | 9001081033 | 9001084038 | F000AL1691 | F000AL1878 - General Motors/Chevrolet: 90421771 - Lucas: TMB584 - Lucas Indiel: 223122

0747

IMPULSOR DE PARTIDA DO MOTOR DE ARRANQUE
STARTER DRIVE / IMPULSOR DE PARTIDA

FOTO / Photo pg. 238

APLICAÇÃO / Application / Aplicación

General Motors/Chevrolet: Corsa 1.0 e 1.4 - Renault: Clio 1.2 e 1.4 | Laguna 1.8 e 2.0 | Megane | R19

MOTOR

Valeo: D6RA6 | D6RA32 | D6RA33 | D6RA39 | D6RA48 | D6RA59 | D6RA61

EQUIVALENTE / Equivalent

Lucas: TDB441 - Lucas Indiel: 221294 - Paris Rhone: 186020 - Valeo: NE830 | 185441 | 594108

0748

IMPULSOR DE PARTIDA DO MOTOR DE ARRANQUE
STARTER DRIVE / IMPULSOR DE PARTIDA

FOTO / Photo pg. 238

APLICAÇÃO / Application / Aplicación

Agrale: Caminhão 7000DX-TDX- 8000MA série 7.5T - Case: Trator W20 Cummins 6BT590 - Ford: Cargo 1618 | F12000 MWM | F14000 MWM | F4000 MWM - MWM: Motor 410T, 610T - Puma: 7000 série 79000 MWM 4.10T 03/1996... - Volkswagen: Caminhão MWM X10 | Ônibus | Volks Bus MWM

MOTOR

Bosch: 9000083077

EQUIVALENTE / Equivalent

Bosch: 9001083674 | 9002453078 | 9002453079 - Lucas: TNB674 - Lucas Indiel: 223293

0749

IMPULSOR DE PARTIDA DO MOTOR DE ARRANQUE
STARTER DRIVE / IMPULSOR DE PARTIDA

FOTO / Photo pg. 238

APLICAÇÃO / Application / Aplicación

BRP: Sea Doo 947 - Kawasaki: 1100 - STX, ZXI E Ultra 150 | 650 - SC, X2 | 750 - SS, ST, STS, STX, SX, SXI, TS, XI, ZXI | 900 - STX, ZXI - Polaris: 1050 - SLTH, SLTX | 650 - SL, STD | 700 - Hurricane, SL, SLH, SLT, SLTX | 780 - SL, SLT, SLX | 900 - SL - Yamaha: 1100 - Wave Raider, Venture | 1200 / 1200R - GP, XL Wave Runner | 650 - I, II, LX, Super Jet, VXR, VXRPRO, XR | 700/701 Wave Blaster, FX1 Raider, Runner, Super Jet, Venture, VXR | 760 - Wave Blaster II, GP, Raider, Runner

EQUIVALENTE / Equivalent

Kawasaki: 131013701 | 131013703 | 131013705 | 131013706 - Lester: 18330 | 18648 - Polaris: 3240120 | 4060119 - Yamaha: 6M68183E0000

0750

IMPULSOR DE PARTIDA DO MOTOR DE ARRANQUE
STARTER DRIVE / IMPULSOR DE PARTIDA

FOTO / Photo pg. 238

APLICAÇÃO / Application / Aplicación

Chrysler: Daytona 3.0 | Saragata 3.0 3.0 | Voyager 3.3 V6 1990...1993 - ZEN: Utiliza Pinhão ZEN 9307

MOTOR

Nippondenso: 1280007500 | 1280009380

EQUIVALENTE / Equivalent

Cargo: 137950 - Isuzu: 8943677720 - Lester: 17020 | 17197 | 17216 - Nippondenso: 283006860

0751

IMPULSOR DE PARTIDA DO MOTOR DE ARRANQUE
STARTER DRIVE / IMPULSOR DE PARTIDA

FOTO / Photo pg. 238

APLICAÇÃO / Application / Aplicación

Kawasaki: ATV 300 4x4 | Magnum 2x4 1994... | Magnum 4x4 1994... | Sportsman 4x4 - Polaris: 400L 2x4 | 400L Big Boss 6x6 | ATV 300 4x4 | Jet Ski | Magnum 4x4 1994... | Sportman 4x4 | Trail Boss 250, Xplorer 4x4 Todos exceto 325cc | Xplorer 4x4

EQUIVALENTE / Equivalent

Mitsuba: SM13 - Polaris: 3084981

0752

IMPULSOR DE PARTIDA DO MOTOR DE ARRANQUE
STARTER DRIVE / IMPULSOR DE PARTIDA

FOTO / Photo pg. 238

APLICAÇÃO / Application / Aplicación

Daewoo: Lanos 1.3 - 1.5 | Le Mans 1.5 - 1.6 | Nexia 1.5 - 1.6 | Racer - General Motors/Chevrolet: Saturno 91 - Opel: Astra 1.6 | Corsa 1.6 | Vectra 1.6

MOTOR

Remy: 9000751 | 9000756 | 9000758 | 21020892 | 21020893 | 21021366 | 21021648

EQUIVALENTE / Equivalent

Bosch: 1987BE0051 - Cargo: 136342 | 233950 - Lester: 6401 | 6432 | 6433 - Lucas Indiel: 223333 - Remy: 10472809 | 10497257

0753

IMPULSOR DE PARTIDA DO MOTOR DE ARRANQUE
STARTER DRIVE / IMPULSOR DE PARTIDA

FOTO / Photo pg. 238

APLICAÇÃO / Application / Aplicación

Ford: Escort Audi - Volkswagen: Apollo | Logus

EQUIVALENTE / Equivalent

Lucas Indiel: 228229 | 35258229

0754

IMPULSOR DE PARTIDA DO MOTOR DE ARRANQUE
STARTER DRIVE / IMPULSOR DE PARTIDA

FOTO / Photo pg. 238

APLICAÇÃO / Application / Aplicación

Yamaha: LX500

MOTOR

Yamaha: 6k8818071000

0756

IMPULSOR DE PARTIDA DO MOTOR DE ARRANQUE
STARTER DRIVE / IMPULSOR DE PARTIDA

FOTO / Photo pg. 238

APLICAÇÃO / Application / Aplicación

Alfa Romeo: 159 2.2 JTS | Brera 2.2 JTS | Spider 2.2 JTS - Cadillac: Escalade 5.7 - Fiat: Croma 2.2 16V - General Motors/Chevrolet: Blazer 4.3 V6 1996 | Cavalier 2.4 | Malibu 2.4 | S10 4.3 V6 | Safari XT 4.3 V6 | Silverado 6.0 - 8.1 | Suburban 5.7 - 7.4 - 8.1 - Hyster: H80XM - Opel: Astra G 2.2 16V | Signum 2.0 Turbo - 2.2 | Speedster 2.2 | Vectra 2.2 16V | Vectra C 2.2 16V - 2.2 16V GTS | Zafira A 2.2 16V | Zafira A 2.2 16V - Pontiac: Grand AM 2.4 | Grand AM 2.4 | Sunfire 2.4 | Sunfire 2.4 Audi - Saab: 42803 1.8 - 2.0 Turbo | 9-3 1.8 Turbo - 2.0 Turbo

MOTOR

Fiat: 55350543 | 55352105 - Remy: 8000321 | 9000786 | 9000796 | 9000798 | 9000804 | 9000806 | 9000819 | 9000820 | 9000821 | 9000822 | 9000834 | 9000835 | 9000850 | 9000851 | 9000853 | 9000860 | 9000965 | 10465167 | 10465293 | 10465309 | 10465386 | 10465554

0756IMPULSOR DE PARTIDA DO MOTOR DE ARRANQUE
STARTER DRIVE / IMPULSOR DE PARTIDA

FOTO / Photo pg. 238

EQUIVALENTE / Equivalent

Bosch: 1987BE0052 - Cargo: 138216 - Lester: 6449 | 6470 | 6472 | 6480 | 6482 | 6560 | 6561 | 6562 | 6563 - Remy: 10465293 | 10475616

0758IMPULSOR DE PARTIDA DO MOTOR DE ARRANQUE
STARTER DRIVE / IMPULSOR DE PARTIDA

FOTO / Photo pg. 238

APLICAÇÃO / Application / Aplicación

Nissan: Empilhadeira | Forklift

MOTOR

Mitsubishi: M1T60381 - Nissan: 23300k9160

EQUIVALENTE / Equivalent

Lester: 17437 - Mitsubishi: M191T13571

0760IMPULSOR DE PARTIDA DO MOTOR DE ARRANQUE
STARTER DRIVE / IMPULSOR DE PARTIDA

FOTO / Photo pg. 239

APLICAÇÃO / Application / Aplicación

Kawasaki: F2100 | F2103 | F2105 | F2300 | F2303 | F2305 | SB2500DH

MOTOR

Bosch: 0001364203 | 0001364206

EQUIVALENTE / Equivalent

Bosch: 2006209537

0762IMPULSOR DE PARTIDA DO MOTOR DE ARRANQUE
STARTER DRIVE / IMPULSOR DE PARTIDA

FOTO / Photo pg. 239

APLICAÇÃO / Application / Aplicación

Ford: Escort Audi 827 c/ MQ | Verona

EQUIVALENTE / Equivalent

Lucas Indiel: 228368 | 228384 | 35258384

0764IMPULSOR DE PARTIDA DO MOTOR DE ARRANQUE
STARTER DRIVE / IMPULSOR DE PARTIDA

FOTO / Photo pg. 239

APLICAÇÃO / Application / Aplicación

KHD: 715 F2 L 1011 | 716 F3 L 1011 | 717 F4 L 1011 | 721 BF4 L 1011

MOTOR

Bosch: 0001362700 | 0001362701 | 0001362702

EQUIVALENTE / Equivalent

Bosch: 2006209465 | F000AL1879 - Lester: 17318

0765IMPULSOR DE PARTIDA DO MOTOR DE ARRANQUE
STARTER DRIVE / IMPULSOR DE PARTIDA

FOTO / Photo pg. 239

APLICAÇÃO / Application / Aplicación

Bedford: MIDI - Innocenti: MINI 3 Cil

EQUIVALENTE / Equivalent

Lester: 17152 | 17565 - Nippondenso: 283004320

0767IMPULSOR DE PARTIDA DO MOTOR DE ARRANQUE
STARTER DRIVE / IMPULSOR DE PARTIDA

FOTO / Photo pg. 239

APLICAÇÃO / Application / Aplicación

Hummer: H1

EQUIVALENTE / Equivalent

Lester: 6609 - Prestolite: DRA3002D

0768IMPULSOR DE PARTIDA DO MOTOR DE ARRANQUE
STARTER DRIVE / IMPULSOR DE PARTIDA

FOTO / Photo pg. 239

APLICAÇÃO / Application / Aplicación

Fiat: 500DT | 500F | 500I | 500R

0768IMPULSOR DE PARTIDA DO MOTOR DE ARRANQUE
STARTER DRIVE / IMPULSOR DE PARTIDA

FOTO / Photo pg. 239

MOTOR

Fiat: 4117351 | 4117464 - Magneti Marelli: 63220107 | 63220108 | 63220137

EQUIVALENTE / Equivalent

Fiat: 4120550

0769IMPULSOR DE PARTIDA DO MOTOR DE ARRANQUE
STARTER DRIVE / IMPULSOR DE PARTIDA

FOTO / Photo pg. 239

APLICAÇÃO / Application / Aplicación

Fiat: 133 | 133L | 600

MOTOR

Fiat: 7533231

EQUIVALENTE / Equivalent

Fiat: 9939837 - Lucas Indiel: 222501

0770IMPULSOR DE PARTIDA DO MOTOR DE ARRANQUE
STARTER DRIVE / IMPULSOR DE PARTIDA

FOTO / Photo pg. 239

APLICAÇÃO / Application / Aplicación

Daewoo: Cielo | Espero GM 2000 | Espero CD 2000 | Racer - General Motors/Chevrolet: Astra 1.8 | Blazer V6 | Lanos | Nubira | S10 | Vectra CD | Zafira - Opel: Vectra CD 2000

MOTOR

Remy: 9000794 | 9000846

EQUIVALENTE / Equivalent

Bosch: 1987BE0021 - Lester: 6445 | 6481 - Lucas: TDB974 - Lucas Indiel: 223294 - Remy: 10451980 | 10475974

0771IMPULSOR DE PARTIDA DO MOTOR DE ARRANQUE
STARTER DRIVE / IMPULSOR DE PARTIDA

FOTO / Photo pg. 239

APLICAÇÃO / Application / Aplicación

Peugeot: 504 XD2 Diesel 1995... - Renault: Pick Up Rodeo 4 cil 2.1 Diesel | R18 4 cil 2.1 Diesel | Trafic 352 4 cil 2.1 Diesel | Trafic T312 4 cil 2.1 Diesel | Trafic TA12 4 cil 2.1 Diesel | Trafic TA52 4 cil 2.1 Diesel

MOTOR

Lucas Indiel: 35257880

EQUIVALENTE / Equivalent

Lucas Indiel: 227911 | 35257911

0772IMPULSOR DE PARTIDA DO MOTOR DE ARRANQUE
STARTER DRIVE / IMPULSOR DE PARTIDA

FOTO / Photo pg. 239

APLICAÇÃO / Application / Aplicación

Ford: Pick Up F100 MWM | Pick Up F1000 MWM | Pick Up F150 MWM | Pick Up F4000 MWM - MWM: Motor 4 cil

MOTOR

Lucas Indiel: 35258240

EQUIVALENTE / Equivalent

Lucas Indiel: 228266 | 35258266

0773IMPULSOR DE PARTIDA DO MOTOR DE ARRANQUE
STARTER DRIVE / IMPULSOR DE PARTIDA

FOTO / Photo pg. 239

APLICAÇÃO / Application / Aplicación

Sea Doo: 110 1995 | 580 1995 | 650 1995 | 720 1995 | GSX Bombardier | GTI Bombardier | GTS Bombardier | GTX Bombardier | HX Bombardier | SP Bombardier | SP1 | Todos os modelos exceto 951 | XP

MOTOR

Nippondenso: 1280004860 | 1280004861 | 1280004880 - ZEN: 12716

EQUIVALENTE / Equivalent

Lester: 17605 | 18416 - Nippondenso: 0283006000 | 0283007710 | 0283007711 - Sea Doo: 295500089

0774

IMPULSOR DE PARTIDA DO MOTOR DE ARRANQUE
STARTER DRIVE / IMPULSOR DE PARTIDA

FOTO / Photo pg. 239

APLICAÇÃO / Application / Aplicación

Cadillac: DeVille V8 4.6L 281cid Gasolina 1995...2000 | Eldorado V8 4.6L 281cid Gasolina 1995...2000 | Seville V8 4.6L 281cid Gasolina 1995...2000 - General Motors/Chevrolet: 6500 Kodiak GM 7.0L(427) V8 Gasolina 1996 | B7 V8 7.0L 7011cc 427cid 1995...1998 | C4500 Kodiak V8 8.1L 496cid 2003...2006 | C5500 Kodiak V8 8.1L 496cid 2003...2006 | C5500 Kodiak GM 6.0L(366) V8 Gasolina 1996...1998 | C5500 Kodiak GM 7.0L(427) V8 Gasolina 1996...1998 | C5500 Kodiak GM 7.4L(454) V8 Gasolina 1999...2000 | C5500 Kodiak GM 8.1L(496) V8 Gasolina 2001...2002 | C60 GM 6.0L(366) V8 Gasolina 1996...1998 | C60 GM 7.0L(427) V8 Gasolina 1996...1998 | C60 GM 7.4L(454) V8 Gasolina 1999...2000 | C60 GM 8.1L(496) V8 Gasolina 2001...2002 | C60 Kodiak V8 6.0L 366cid 1996 | C60 Kodiak V8 7.0L 7011cc 427cid 1996 | C6500 Kodiak V8 6.0L 366cid 1997...1998 | C6500 Kodiak V8 7.0L 7011cc 427cid 1997...1998 | C6500 Kodiak V8 7.4L 454cid 1999...2000 | C6500 Kodiak V8 8.1L 496cid 2001...2006 | C70 GM 6.0L(366) V8 Gasolina 1996...1998 | C70 GM 7.0L(427) V8 Gasolina 1996...1998 | C70 GM 7.4L(454) V8 Gasolina 1999...2000 | C70 GM 8.1L(496) V8 Gasolina 2001...2002 | C70 Kodiak V8 6.0L 366cid 1996 | C70 Kodiak V8 7.0L 7011cc 427cid 1996 | C7500 Kodiak 8 Cil 7.0L 7011cc 427cid 1996 | C7500 Kodiak V8 6.0L 366cid GM 6.0L(366) V8 Gasolina 1997...1998 | C7500 Kodiak V8 7.0L 7011cc 427cid 1997...1998 | C7500 Kodiak V8 7.4L 454cid 1999...2000 | C7500 Kodiak V8 8.1L 496cid 2001...2006 | C7500 Kodiak GM 6.0L(366) V8 Gasolina 1996 | C7C7500 Kodiak V8 6.0L 366cid 1997...1998 | C80 GM 6.0L(366) V8 Gasolina 1996...1998 | C80 GM 7.0L(427) V8 Gasolina 1996...1998 | C80 GM 7.4L(454) V8 Gasolina 1999...2000 | C80 GM 8.1L(496) V8 Gasolina 2001...2002 | Kodiak C8500 GM 6.0L(366) V8 Gasolina 1996...1998 | Kodiak C8500 GM 7.0L(427) V8 Gasolina 1996...1998 | Kodiak C8500 GM 7.4L(454) V8 Gasolina 1999...2000 | Kodiak C8500 GM 8.1L(496) V8 Gasolina 2001...2006 | T5500 GM 6.0L(366) V8 Gasolina 1996...1998 | T6500 V8 6.0L 366cid 1997...1998 | T7500 V8 6.0L 366cid 1997...1998 - GMC: B7 V8 6.0L 366cid 1995...1998 | B7 V8 7.0L 7011cc 427cid 1995...1998 | C4500 Topkick V8 8.1L 496cid 2003...2006 | C5500 Topkick 8 Cil 8.1L 496cid GM 8.1L(496) V8 Gasolina 2002 | C5500 Topkick V8 8.1L 496cid 2003...2006 | C5500 Topkick GM 7.0L(427) V8 Gasolina 1996...1998 | C5500 Topkick GM 7.4L(454) V8 Gasolina 1999...2000 | C5500 Topkick GM 8.1L(496) V8 Gasolina 2001 | C5C5500 Topkick GM 6.0L(366) V8 Gasolina 1996...1998 | C6000 GM 6.0L(366) V8 Gasolina 1996...1998 | C6000 GM 7.0L(427) V8 Gasolina 1996...1998 | C6000 GM 7.4L(454) V8 Gasolina 1999...2000 | C6000 GM 8.1L(496) V8 Gasolina 2001...2002 | C6000 Topkick V8 7.0L 7011cc 427cid 1996 | C6500 Topkick V8 7.0L 7011cc 427cid 1997...1998 | C6500 Topkick V8 8.1L 496cid 2001...2006 | C6500 Topkick GM 7.0L(427) V8 Gasolina 1996 | C7000 GM 7.0L(427) V8 Gasolina 1996...1998 | C7000 GM 8.1L(496) V8 Gasolina 2001...2002 | C7000 Topkick V8 7.0L 7011cc 427cid 1996 | C7500 Topkick V8 6.0L 366cid 1997...1998 | C7500 Topkick V8 7.0L 7011cc 427cid 1997...1998 | C7500 Topkick V8 7.4L 454cid 1999...2000 | C7500 Topkick V8 8.1L 496cid 2001...2006 | C7500 Topkick GM 6.0L(366) V8 Gasolina 1996 | C80 GM 6.0L(366) V8 Gasolina 1996...1998 | C80 GM 7.0L(427) V8 Gasolina 1996...1998 | C80 GM 7.4L(454) V8 Gasolina 1999...2000 | C80 GM 8.1L(496) V8 Gasolina 2001...2002 | T5500 GM 6.0L(366) V8 Gasolina 1996...1998 | T6500 V8 6.0L 366cid 1997...1998 | T7500 V8 6.0L 366cid 1997...1998 | Topkick C8500 GM 6.0L(366) V8 Gasolina 1996...1998 | Topkick C8500 GM 7.0L(427) V8 Gasolina 1996...1998 | Topkick C8500 GM 7.4L(454) V8 Gasolina 1999...2000 | Topkick C8500 GM 8.1L(496) V8 Gasolina 2001...2006 - Oldsmobile: Aurora V8 4.0L 244cid 1995...1999

MOTOR

Remy: 323489 | CM9805 | 9000805 | 9000812 | 10465294

EQUIVALENTE / Equivalent

Lester: 6452 | 6471 - Remy: 10476642

0775

IMPULSOR DE PARTIDA DO MOTOR DE ARRANQUE
STARTER DRIVE / IMPULSOR DE PARTIDA

FOTO / Photo pg. 239

APLICAÇÃO / Application / Aplicación

Citroën: Ax | AX 1.4 diesel | AX Sport | BX14 | BX16 | MOT | XM 2.0i | XU10 - Peugeot: 205 | 205GTI | 305 | 307 | 405 | 605 | Rallye - Renault: Ônibus

MOTOR

Valeo: D6RA5 | D6RA6 | D6RA12 | D6RA16 | D6RA18 | D6RA20 | D6RA23 | D6RA26 | D6RA37 | D6RA38 | D6RA41 | D6RA45 | D6RA51 | D6RA57 | D6RA66 | D6RA72

EQUIVALENTE / Equivalent

Citroën: 96017849 - Lucas: TMB281 - Lucas Indiel: 223900 - Paris Rhone: 182412 | 184448 | 594029 | 594031 - Valeo: NE778 | NE784 | 184448 | 594029 | 594031

0776

IMPULSOR DE PARTIDA DO MOTOR DE ARRANQUE
STARTER DRIVE / IMPULSOR DE PARTIDA

FOTO / Photo pg. 239

APLICAÇÃO / Application / Aplicación

Caterpillar: Carregadeira 916 1986...1992 | Carregadeira 926 1984...1987 | Carregadeira 926E 1987...1993 | Duty 3204 Motor Médio 1985...1993 | Escavadeira 943 3204 1985...1992 | Escavadeira 215B 1985...1992 | Escavadeira 953 3204 1985...1992 | Transportador de Ferramentas IT18B 3204 1986...1992 | Transportador de Ferramentas IT28B 3204 1986...1993 | Trator Esteira D4H 3204 1985...1996

MOTOR

Bosch: 2006202000 | 2006209000 - Cargo: 131766 | 232632

EQUIVALENTE / Equivalent

Lester: 3048 | 3055 | 3064 | 3809 | 3884 | 3885 | 3894 | 3895 | 3931 | 18020 | 18021 | 18928 | 30011 | 30019 | 32949

0778

IMPULSOR DE PARTIDA DO MOTOR DE ARRANQUE
STARTER DRIVE / IMPULSOR DE PARTIDA

FOTO / Photo pg. 239

APLICAÇÃO / Application / Aplicación

Fiat: Escavadeira FH400 8215 Hitachi 13.8L Diesel - Fiat Allis: Carregadeira FL-14D 8205 Diesel Diesel 1985...1986 | Carregadeira FL-20 8215 Diesel Diesel 1979...1995 | Carregadeira FR-20 8215 Diesel Diesel 1987...1991 | Carregadeira FR-20B 8215 Diesel Diesel 1986...1995 | Escavadora FH-400 8215 Diesel Diesel 1990...1993 | Escavadora FE-45 8215 Diesel Diesel 1988...1993 | Trator 14CL 8205 Diesel 1986...1989 | Trator 14C 8205 Diesel 1986...1989 | Trator FA-200 8215 Diesel Diesel 1984...1990 | Trator FD-14 8205 Diesel 1984...1989 | Trator FD-20 8215 Diesel 1981...1995

0779IMPULSOR DE PARTIDA DO MOTOR DE ARRANQUE
STARTER DRIVE / IMPULSOR DE PARTIDA

FOTO / Photo pg. 239

APLICAÇÃO / Application / Aplicación

Fiat: Fiorino | Palio 1.0 | Palio Weekend 1.5 | Siena | Strada | Tipo 1.6 | Uno

MOTOR

Fiat: 7772459 | 7772462 | 7785949 | 7796598 | 46417006 | 46429594 | 46465475 - Magneti Marelli: 7733966 | 7772459 | 7772462 | 7785949 | 46414994 | 46415504 | 46417006 | 46429594 | 46465475 | 63101000 | 63101002 | 63102003 | 63102004 | 63102007 | 63102008 | 63103002 | 63103003 | 63201008 | 63222889 | 63222900 | 63222901 | 63222905 | 63222908 | 63222909 | 63222936 | 63223035 | 63223085 | 63223101 | 63223108 | 63223109 | 63223200 | 63223303 | 631101002

EQUIVALENTE / Equivalent

Bosch: 1987BE0124 - Fiat: 9945556 - Lucas: TMB009 - Lucas Indiel: 223307

0781IMPULSOR DE PARTIDA DO MOTOR DE ARRANQUE
STARTER DRIVE / IMPULSOR DE PARTIDA

FOTO / Photo pg. 240

APLICAÇÃO / Application / Aplicación

Farymann: Marine 36A 0.6L Diesel | Marine 36E 0.6L Diesel | Marine 41A 0.7L Diesel | Marine 41E 0.7L Diesel

MOTOR

Bosch: 0001317024

EQUIVALENTE / Equivalent

Bosch: 1006209555 - Lester: 18255

0783IMPULSOR DE PARTIDA DO MOTOR DE ARRANQUE
STARTER DRIVE / IMPULSOR DE PARTIDA

FOTO / Photo pg. 240

APLICAÇÃO / Application / Aplicación

Buick: Century 4 cil 2.2L | Regal V6 3.1 - General Motors/Chevrolet: Cavalier 4 cil 1996 | Lumina V6 3.1 lts e 4.0 lts | Minivan 3.4 lts | Monte Carlo V6 3.1 lts | MPV V6 3.4 lts - Hyster: Empilhadeira H55XM GM 2.2 - Jeep: Cherokee

MOTOR

Remy: 2058 | 1358859 | 10455069 | 10455081

EQUIVALENTE / Equivalent

Lester: 6473 | 6474 | 6483 - Remy: 10487536

0784IMPULSOR DE PARTIDA DO MOTOR DE ARRANQUE
STARTER DRIVE / IMPULSOR DE PARTIDA

FOTO / Photo pg. 240

APLICAÇÃO / Application / Aplicación

Case: Colheitadeira

MOTOR

Bosch: 0001367061

EQUIVALENTE / Equivalent

Bosch: 2006209434 - Lester: 17308 - Lucas Indiel: 223908

0785IMPULSOR DE PARTIDA DO MOTOR DE ARRANQUE
STARTER DRIVE / IMPULSOR DE PARTIDA

FOTO / Photo pg. 240

APLICAÇÃO / Application / Aplicación

Isuzu: Engines Industrial Misc. Equipment 3AE1 - Yanmar: Engine Marine 3HM 3 cil Diesel 1980...1984 | Engine Marine 3HM35 3 cil Diesel 1982...1992 | Engine Marine 3HMF 3 cil Diesel 1980...1984 | Engine Marine 4JH 4 cil Diesel 1982...1990 | Engine Marine 4JH-DTE 4 cil Diesel 1982...1990 | Engine Marine 4JH-HT 4 cil Diesel 1982...1990 | Engine Marine 4JH-HT-Z 4 cil Diesel 1982...1990 | Engine Marine 4JH-T 4 cil Diesel 1982...1990 | Engine Marine 4JH-TE 4 cil Diesel 1982...1990 | Engine Marine 4JH-TZ 4 cil Diesel 1982...1990 | Engine Marine 4JHE 4 cil Diesel 1982...1990 | Engine Marine 4JHZ 4 cil Diesel 1982...1990 | Engine Marine KBW-20 0000 | Engine Marine KBW-21 0000 | Engines Industrial 3D84-1C 1983...2004 | Engines Industrial 3T90L 1976...1982 | Tractor YM2210 2T90 Engine 1982...1990 | Tractor YM2610 3T80D Engine 1982...1990 | Tractor YM3000 3T84 Engine 1982...1990

MOTOR

Hitachi: 51279 | 51337 | 51341 | 51277A | 51341A

EQUIVALENTE / Equivalent

Hitachi: 213065002 - Lester: 18204 | 18208 | 18295

0786IMPULSOR DE PARTIDA DO MOTOR DE ARRANQUE
STARTER DRIVE / IMPULSOR DE PARTIDA

FOTO / Photo pg. 240

APLICAÇÃO / Application / Aplicación

Fiat: 500 (Cinquecento) 704, 903 | Palio 1.5 | Panda Fire 750 1.0 | Strada | Tempra | Tipo 1.1, 1.4, 1.6, 2.0 | Uno Fire 45 - Kia: Besta 1000cc - Lancia: Dedra I.E 1.6
Renault: R12 | Trafic Gasolina 1995 - Seat: Ibiza | Malaga | Ronda

0786

IMPULSOR DE PARTIDA DO MOTOR DE ARRANQUE
STARTER DRIVE / IMPULSOR DE PARTIDA

FOTO / Photo pg. 240

MOTOR

Magnetit Marelli: 63221800 | 63221830 | 63221832 | 63221834 | 63221890 | 63221892 | 63222831 | 63222832 | 63222833 | 63222836 | 63222837 | 63222838 | 63222897 | 63223001 | 63223031 | 63223032 | 63223033 | 63223034

EQUIVALENTE / Equivalent

Bosch: 1987BE0053 - Fiat: 9939915 | 9940577 | 9941300 | 9941306 - Lucas: TMM901 - Lucas Indiel: 223124

0787

IMPULSOR DE PARTIDA DO MOTOR DE ARRANQUE
STARTER DRIVE / IMPULSOR DE PARTIDA

FOTO / Photo pg. 240

APLICAÇÃO / Application / Aplicación

Citroën: Saxo 1.0 / 1.4 | Xantia 1.6 / 1.8i / 2.0i 16V | XM 2.0i | Xsara 1.8 / 2.0 16V | ZX 1.0 / 1.4 / 1.6 / 1.8 / 2.0 16V - JPY: Jeep XUD9A - Peugeot: 106 1.0 | 205 | 206 | 306 1.6 / 1.8 / 2.0 / 2.0 16V | 405 1.6 / 1.8 / 1.9 / 2.0 | 406 1.6 / 1.8 / 2.0 16V - Renault: Espace | Laguna 16V | Master | Safrane V6 | Trafic Gasolina - Volvo: S40

MOTOR

Valeo: D6RA53 | D6RA63 | D6RA141 | D6RA511 | D6RA571 | D6RA572 | D6RA661 | D6RA721

EQUIVALENTE / Equivalent

Lester: 17667 - Lucas Indiel: 221293 - Valeo: NE875 | 186867 | 186938 | 187960 | 188887 | 594214

0790

IMPULSOR DE PARTIDA DO MOTOR DE ARRANQUE
STARTER DRIVE / IMPULSOR DE PARTIDA

FOTO / Photo pg. 240

APLICAÇÃO / Application / Aplicación

Nissan: CD 17 | CD 20 | Cherry | Forklift | Patrol 3.3 D | Stanza | Sunny 1.7 D | Vanette D - ZEN: Utiliza Pinhão ZEN 9527

MOTOR

Hitachi: S1347 | S1350 | S1356 | S1365 | S1369 | S1381 | S13102 | S13104 | S1347A | S1350A | S1356A | S1366A | S114357 | S13105A | S13666A | S114357A | S114357B | S114357C | S114395A | S114935A | S1143557A - Nissan: 23300 | 233000 | 2330000 | 233000500 | 233000703 | 23300V700 | 2330006W61 | 2330010G02 | 2330011M00 | 2330011M02 | 2330011MOO | 2330011N00 | 2330038W00 | 2330054A01 | 2330083W00 | 23300V0700 | 23300V0702 | 23300V0703 | 23300V0705 | 23300V0706 | 23300V7260 | 23300V0703 | 23300W2500 | 23300W2804 | 23300054A01 | 23300100G02 | 23300V07702 - Porsche: S1350 | S1369 | S1347A | 2330000 | 23300W2804

EQUIVALENTE / Equivalent

Cargo: 135091 - Hitachi: 21301502 | 211415507 | 211485501 | 213065001 | 213075004 - Lester: 16733 | 16809 | 18053 | 18054 | 18061 - Nissan: 2354V0700 | 2331210G00 | 2331211M00 | 23354V0700 - Porsche: 21301502 | 213065001 | 213075004 | 2331211M00 | 23354V0700

0791

IMPULSOR DE PARTIDA DO MOTOR DE ARRANQUE
STARTER DRIVE / IMPULSOR DE PARTIDA

FOTO / Photo pg. 240

APLICAÇÃO / Application / Aplicación

Nissan: 200SX L4 | 310 | Stanza - ZEN: Utiliza Pinhão ZEN 9528

MOTOR

Hitachi: S114252 | S114322 | S114393 | S114252A | S114252C | S114252E | S114252F | S114322A | S114403B - Nissan: 2330000 | 23300000 | 2330005P01 | 23300D0300 | 23300D0301 | 23300M4900 | 23300M4901 | 23300M4903 | 23300M4904

EQUIVALENTE / Equivalent

Hitachi: 211435507 - Lester: 16694 | 16803 | 16982 - Nissan: 23312M4902

0792

IMPULSOR DE PARTIDA DO MOTOR DE ARRANQUE
STARTER DRIVE / IMPULSOR DE PARTIDA

FOTO / Photo pg. 240

APLICAÇÃO / Application / Aplicación

Carrier: Isuzu C201 - Thermo King: CG-II M12 Isuzu 2.0L (TK C201) Diesel 1990...2004 | CG-II M20 Isuzu 2.0L (TK C201) Diesel 1990...2004 | CG-II M22 Isuzu 2.0L (TK C201) Diesel 1990...2004 | CG-II M30 Isuzu 2.0L (TK C201) Diesel 1990...2004 | NWD | SB-II Isuzu 2.0L (TK C201) Diesel | SB-II 30 di / TC | SB-II 30 MAX | SB-III | SB-III Isuzu 2.0L (TK C201) Diesel 1980...1989 | SB-III MAX | SB-III SR | Sentry Isuzu 2.0L (TK C201) Diesel | Sentry SD1200 Isuzu C201 | Sentry 30 di / TC | SNWD | Super II Isuzu 2.0L (TK C201) Diesel | Super II 30 / MAX Isuzu 2.0L (TK C201) Diesel | Super NWD - ZEN: Utiliza pinhão ZEN 9526

MOTOR

Carrier Transicold: 20451285 | 20451993 - Cummins: 3675148RX | 3675149RX - Isuzu: 5811001980 | 5811001981 | 5811001982 | 8941475492 | 8941492490 | 8944299770 | 8944299780 | 8971185420 | 8971463383 | 8972105050 - Thermo King: 451229 | 451263 | 451285 | 451671 | 451993 | 8451263 | 8451285 | 10451285 | 10451671 | 10451993 | 41044000

EQUIVALENTE / Equivalent

Cargo: 133605 - Hitachi: 213035009 | 213075002 | 213075003 | 213085003 - Lester: 17088 | 18067 - Thermo King: 446676 | 446681

0793IMPULSOR DE PARTIDA DO MOTOR DE ARRANQUE
STARTER DRIVE / IMPULSOR DE PARTIDA

FOTO / Photo pg. 240

APLICAÇÃO / Application / Aplicación

Nissan: E16 | NX 1600 | NX 2000 | Pulsar 1.6 | Sentra 1.6

MOTOR

Hitachi: 51389 | 51384B | 5114440 | 5114486 | 5114475A - Nissan: 2330036A00

EQUIVALENTE / Equivalent

Lester: 16816 | 17178 - Nissan: 2331236A00

0794IMPULSOR DE PARTIDA DO MOTOR DE ARRANQUE
STARTER DRIVE / IMPULSOR DE PARTIDA

FOTO / Photo pg. 240

APLICAÇÃO / Application / Aplicación

Ford: F1000 4.9l. Gasolina

MOTOR

Bosch: 0001110033

EQUIVALENTE / Equivalent

Bosch: 1006209551

0796IMPULSOR DE PARTIDA DO MOTOR DE ARRANQUE
STARTER DRIVE / IMPULSOR DE PARTIDA

FOTO / Photo pg. 240

APLICAÇÃO / Application / Aplicación

Mercedes Benz: 180D Furgão / Pick Up | Sprinter

MOTOR

Bosch: 9000331419

EQUIVALENTE / Equivalent

Bosch: 9002336208 | 9003336208 - Lucas: TMB208 - Lucas Indiel: 223295

0797IMPULSOR DE PARTIDA DO MOTOR DE ARRANQUE
STARTER DRIVE / IMPULSOR DE PARTIDA

FOTO / Photo pg. 240

APLICAÇÃO / Application / Aplicación

Seat: Especial/Special - Volkswagen: Polo

MOTOR

Bosch: 0001109001 | 0001109002 | 0001109006

EQUIVALENTE / Equivalent

Bosch: 1006209580 - Lucas Indiel: 223918

0798IMPULSOR DE PARTIDA DO MOTOR DE ARRANQUE
STARTER DRIVE / IMPULSOR DE PARTIDA

FOTO / Photo pg. 240

APLICAÇÃO / Application / Aplicación

Ford: Escort Audi - Porsche: 924 | 944

MOTOR

Bosch: 0001108021 | 0001108147

EQUIVALENTE / Equivalent

Bosch: 1006209535 - Cargo: 136723 - Lester: 17023 - Lucas Indiel: 223919

0799IMPULSOR DE PARTIDA DO MOTOR DE ARRANQUE
STARTER DRIVE / IMPULSOR DE PARTIDA

FOTO / Photo pg. 240

APLICAÇÃO / Application / Aplicación

Fiat: Tipo 1.8 i.e. | Tipo 2.0 i.e. | Tipo 2.0 i.e. 16V - Seat: Cordoba 1.6 | Cordoba 1.8 | Cordoba 1.8 16V | Cordoba 2.0 - Volkswagen: Golf 1.8 | Golf G2 1.8 | Golf G3 1.8 | Golf GTI 2.0 | Passat Alemão

MOTOR

Bosch: 0001107007 | 0001107008 | 0001107020 | 0001107021 | 0001107052

EQUIVALENTE / Equivalent

Bosch: 1006209585 | 1006209679 | 1006209916 | F000AL2012 - Lester: 17222 | 17415 - Lucas: TMB585 - Lucas Indiel: 223125

0800IMPULSOR DE PARTIDA DO MOTOR DE ARRANQUE
STARTER DRIVE / IMPULSOR DE PARTIDA

FOTO / Photo pg. 240

APLICAÇÃO / Application / Aplicación

Citroën: BX17 Diesel | BX19 Diesel | Visa 17 Diesel - Peugeot: 205 | 305 1.9D 09/1997... | 306 1.9D 09/1997... | 309 1.9D 09/1997... | 405 Diesel

MOTOR

Bosch: 0001110017 | 0001110999 | F010AL0101

EQUIVALENTE / Equivalent

Bosch: 1006209541 - Lucas Indiel: 223920

0801IMPULSOR DE PARTIDA DO MOTOR DE ARRANQUE
STARTER DRIVE / IMPULSOR DE PARTIDA

FOTO / Photo pg. 241

APLICAÇÃO / Application / Aplicación

Chrysler: Jeep Cherokee

MOTOR

Chrysler: 56004934 - Mitsubishi: M1T76081

EQUIVALENTE / Equivalent

Lester: 17467 - Lucas Indiel: 220401 - Mitsubishi: M191T14271 | M191T76081

0803IMPULSOR DE PARTIDA DO MOTOR DE ARRANQUE
STARTER DRIVE / IMPULSOR DE PARTIDA

FOTO / Photo pg. 241

APLICAÇÃO / Application / Aplicación

Saab: 1108075 | 42803 L4 2.0L 1985cc 1999 | 42803 L4 2.3L 2290cc 140cid 1999 | 900 L4 2.1L 2119cc 1991...1994 | 900 L4 2.3L 2290cc 140cid 1994...1998 | 900 L4 2.0L 1985cc 1985...1993/1994...1998 | 9000 L4 2.0L 1985cc 1986...1990 | 9000 L4 2.3L 2290cc 1991...1993/1994...1998 | 9000 L4 2.3L 2290cc 140cid 1990...1993 | 9000 L4 2.3L 2290cc 140cid 1990...1993/1994

MOTOR

Bosch: 0001108075 | 0001108091 | 0001108092 | 0001108151 | 0001108154

EQUIVALENTE / Equivalent

Bosch: 1006209564 - Lester: 17013 | 17276 | 17670

0805IMPULSOR DE PARTIDA DO MOTOR DE ARRANQUE
STARTER DRIVE / IMPULSOR DE PARTIDA

FOTO / Photo pg. 241

APLICAÇÃO / Application / Aplicación

Lada: Samara

MOTOR

Bosch: 0001108099

EQUIVALENTE / Equivalent

Bosch: 1006209578 | 1006209923 - Lucas Indiel: 223296

0806IMPULSOR DE PARTIDA DO MOTOR DE ARRANQUE
STARTER DRIVE / IMPULSOR DE PARTIDA

FOTO / Photo pg. 241

APLICAÇÃO / Application / Aplicación

Buick: Enclave V6 3.6L 217cid 2008...2011 | Enclave V6 3.6L 3564cc 217cid 2011 | LaCrosse V6 3.0L 182cid 2010 | LaCrosse V6 3.6L 217cid 2010...2011 | LaCrosse V6 3.6L 3564cc 217cid 2010...2011 - Cadillac: SRX V6 3.0L 182cid 2010...2011 | STS V6 3.6L 217cid 2007 - Citroën: C4 Pallas - Fiat: 500 - General Motors/Chevrolet: Acadia V6 3.6L 217cid 2007...2011 | Acadia V6 3.6L 3564cc 217cid 2011 | Captiva 3.6 | Equinox V6 3.0L 182cid 2010...2011 | Equinox V6 3.6L 217cid 2008...2009 | Malibu V6 3.6L 217cid 2008...2011 | Malibu V6 3.6L 3564cc 217cid 2011 | Terrain V6 3.0L 182cid 2010...2011 | Traverse V6 3.6L 217cid 2009...2011 - JPX: Jeep - Peugeot: 405D - Pontiac: G6 V6 3.6L 217cid 2007...2009 | Torrent V6 3.6L 217cid 2008...2009 - Saturn: Saturn CarAura V6 3.6L 217cid 2007...2009 | Saturn TruckOutlook V6 3.6L 217cid 2007...2010 | Vue V6 3.6L 217cid 2008...2010 - Suzuki: XL7 V6 3.6L 3564cc 2007...2009 - Willys: Pick Up 1994...

MOTOR

Fiat: 53100008 | 68073160AA - Mitsubishi: MOT36571 | MOT82081 | MOT86181 | MOT93391 | M1T80081 | M1T85781 | M1T90281 | M08T87881 | M000T36571 | M000T33871ZC | M000T33871ZT

EQUIVALENTE / Equivalent

Lucas Indiel: 223297 - Mitsubishi: M191T13671 | M191T14671 | M191T18271

0808IMPULSOR DE PARTIDA DO MOTOR DE ARRANQUE
STARTER DRIVE / IMPULSOR DE PARTIDA

FOTO / Photo pg. 241

APLICAÇÃO / Application / Aplicación

Daihatsu: Terios - Suzuki: Jimmy | Swift 1.3

0808

IMPULSOR DE PARTIDA DO MOTOR DE ARRANQUE
STARTER DRIVE / IMPULSOR DE PARTIDA

FOTO / Photo pg. 241

EQUIVALENTE / Equivalent

Denso: 283006710 - Lester: 17142 - Lucas Indiel: 223926 - Nippondenso: 283006680

0809

IMPULSOR DE PARTIDA DO MOTOR DE ARRANQUE
STARTER DRIVE / IMPULSOR DE PARTIDA

FOTO / Photo pg. 241

APLICAÇÃO / Application / Aplicación

Daihatsu: Charmant 1300 - Honda: Civic - Toyota: 4A - 5A - 4E - 5E | Carina II 1.6 | Celica 1.6 GT 16V | Corolla 1.3 | Corolla 1.6 | Corolla 1.6 Gti 16V | Coupe 1.6 GT16V | Etios 2011... | Lite-Ace 1.5 | MR-2 1.6 GT | Paseo | Starlet 1.0 / 1.2 / 1.3 | Tercel | Twin Cam 1.6 GT16V | Yares

MOTOR

Denso: 4380000590 - Honda: 31200PLRA52 - Lucas Indiel: LRS2163 - Nippondenso: 1280005210 | 1280005211 | 1280005680 | 1280006340 | 1280006720 | 1280008530 | 1280008531 | 1280008890 | 1280008891 | 1280009290 | 1280009291 | 2280009652 | 4280000320 | 4280000321 | 4280001590 - Toyota: 281000Y070

EQUIVALENTE / Equivalent

Lester: 17203 | 17252 | 17253 - Lucas Indiel: 223927 - Nippondenso: 0283006070 | 0283006960 - Toyota: 6070 | 2801170020

0813

IMPULSOR DE PARTIDA DO MOTOR DE ARRANQUE
STARTER DRIVE / IMPULSOR DE PARTIDA

FOTO / Photo pg. 241

APLICAÇÃO / Application / Aplicación

John Deere: 570B 6059D John Deere Dsl | 6059 Diesel | 6068 Diesel 1985...1995 | 6329D Diesel | 6414D / T Diesel 1985...1987 | 655 Utility Tractor Various Dsl 1981...1985 | 655B 6068T John Deere Dsl 1982...1995 | 670B 6068H John Deere Dsl 1982...2001 | 672A Various Dsl 1978...1981 | 672B 6068T John Deere Dsl 1988...2001 | 690CR Diesel 1984...1991 | 690D 6414T John Deere Dsl 1988...1992 | 693C 6414T John Deere Dsl 1987...1989 | 693D 6068 Diesel 1988...1995 | 750 Various Dsl 1975...1986 | 750B 6068 Diesel 1982...1995 | 755 6068T John Deere Dsl 1986...1995 | 755 Utility Tractor Various Dsl 1976...1982 | 755A Various Dsl 1982...1984 | 755B Various Dsl 1985...1990 | 770B Various Dsl 1982...2001 | 772B Various Dsl 1982...2001 | 790 Utility Tractor 6466A John Deere Dsl 1984...1987 | 792 6466A John Deere Dsl 1984...1988 | 793D 6466A John Deere Dsl 1988...1995 | 850B 619 Diesel 1982...1990 | 850B 6466A John Deere Dsl 1985...1995 | JD670 Diesel 1975...1978 | JD670 6466A John Deere Dsl 1985...1995 | JD762A 619 John Deere Dsl 1980...1981 | JD762A 6466A John Deere Dsl 1980...1981 | JD762B 1982...2001

MOTOR

John Deere: TY6654 | TY6687 | TY6714 | TY6718 | AR84333 | RE15663 | RE15718 | RE43422 | TY25964 | TY25965 | SE501418 | SE501419

EQUIVALENTE / Equivalent

Lester: 16655 | 17371 - Nippondenso: 0283001860

0814

IMPULSOR DE PARTIDA DO MOTOR DE ARRANQUE
STARTER DRIVE / IMPULSOR DE PARTIDA

FOTO / Photo pg. 241

APLICAÇÃO / Application / Aplicación

Case: Trator MX 135

MOTOR

Bosch: 0001367054

EQUIVALENTE / Equivalent

Bosch: 2006209432 - Lester: 18035

0815

IMPULSOR DE PARTIDA DO MOTOR DE ARRANQUE
STARTER DRIVE / IMPULSOR DE PARTIDA

FOTO / Photo pg. 241

APLICAÇÃO / Application / Aplicación

Honda: Accord 1.8 - 2.0 | Aerodeck | Prelude 2.0

EQUIVALENTE / Equivalent

Cargo: 134284 - Lester: 16845 | 16901 | 16902 | 16914 | 16960 | 16975 | 17160 | 17201 | 17205 | 17474 | 17491 | 17527 - Mitsuba: 31204PD1003

0816

IMPULSOR DE PARTIDA DO MOTOR DE ARRANQUE
STARTER DRIVE / IMPULSOR DE PARTIDA

FOTO / Photo pg. 241

APLICAÇÃO / Application / Aplicación

Dodge: B150 V6 3.9L 3906cc 239cid 1991...1994 | B150 V8 5.2L 5211cc 318cid 1991...1994 | B1500 V6 3.9L 3906cc 239cid 1995 | B1500 V8 5.2L 5211cc 318cid 1995 | B250 V6 3.9L 3906cc 239cid 1991...1994 | B250 V8 5.2L 5211cc 318cid 1991...1994 | B250 V8 5.9L 360cid 1991...1994 | B2500 V6 3.9L 3906cc 239cid 1995 | B2500 V8 5.2L 5211cc 318cid 1995 | B2500 V8 5.9L 360cid 1995 | B350 V8 5.2L 5211cc 318cid 1991...1994 | B350 V8 5.9L 360cid 1991...1994 | B3500 V8 5.2L 5211cc 318cid 1995 | B3500 V8 5.9L 360cid 1995 | D150 V6 3.9L 3906cc 239cid 1991...1993 | D150 V8 5.2L 5211cc 318cid 1991...1993 | D150 V8 5.9L 360cid 1991...1993 | D250 V6 3.9L 3906cc 239cid 1991...1993 | D250 V8 5.2L 5211cc 318cid 1991...1993 | D250 V8 5.9L 360cid 1991...1993 | D350 V8 5.9L 360cid 1991...1993 | Dakota V6 3.9L 3906cc 239cid 1991...1995 | Dakota V8 5.2L 5211cc 318cid 1991...1995 | Ram 1500 V6 3.9L 3906cc 239cid 1994...1995 | Ram 1500 V8 5.2L 5211cc 318cid 1994...1995 | Ram 1500 V8 5.9L 360cid 1994...1995 | Ram 2500 V8 5.2L 5211cc 318cid 1994...1995 | Ram 2500 V8 5.9L 360cid 1994...1995 | Ram 3500 V8 5.9L 360cid 1994...1995 | Ram 4000 8 cil. 5.9L 360cid 1995 | Ramcharger V8 5.2L 5211cc 318cid 1991...1993 | Ramcharger V8 5.9L 360cid 1991...1993 | W150 V6 3.9L 3906cc 239cid 1991...1993 | W150 V8 5.2L 5211cc 318cid 1991...1993 | W150 V8 5.9L 360cid 1991 | W150 V8 5.9L 360cid 1993 | W250 V8 5.2L 5211cc 318cid 1991...1993 | W250 V8 5.9L 360cid 1991...1993 | W350 V8 5.9L 360cid 1991...1993 - Lexus: LX450 L6 4.5L 4477cc 1996...1997 - Toyota: Land Cruiser L6 4.5L 4477cc 1993...1997 - ZEN: Utiliza Pinhão ZEN 9349

0816IMPULSOR DE PARTIDA DO MOTOR DE ARRANQUE
STARTER DRIVE / IMPULSOR DE PARTIDA

FOTO / Photo pg. 241

EQUIVALENTE / Equivalent

Lester: 17466 | 17485 - Nippondenso: 283007270

0817IMPULSOR DE PARTIDA DO MOTOR DE ARRANQUE
STARTER DRIVE / IMPULSOR DE PARTIDA

FOTO / Photo pg. 241

APLICAÇÃO / Application / Aplicación

Chrysler: Caravan 1992...1997 | Concorde 1993...1997 | Dodge Eagle Vision Intrepid 1993...1997 | Dodge Fifth Avenue 1993 | Dynanty 1990...1993 | Imperial | New Yorker
| Town 1992...1997 - ZEN: Utiliza Pinhão ZEN 9492

EQUIVALENTE / Equivalent

Lester: 17460 | 17465 - Nippondenso: 283007720

0818IMPULSOR DE PARTIDA DO MOTOR DE ARRANQUE
STARTER DRIVE / IMPULSOR DE PARTIDA

FOTO / Photo pg. 241

APLICAÇÃO / Application / Aplicación

Especial/Special: Motocicletas - Ford: Ranger 2.5 D - Honda: Accord | Civic - Jaguar: HJ 12 6.0 | XJS 5.3 V12 | XJS 6.0 - Land Rover: Freelander 2.0 TD4 - Lexus: LS
400 - Toyota: Corolla | Land Cruiser 4.7 | Tacoma - Yale: Empilhadeira - ZEN: Utiliza Pinhão ZEN 9186

MOTOR

Nippon: 2280000990 | 2280000991 | 2280001060 | 2280001530 | 2280001531 | 2280004570 | 2280006482 | 2280007800 | 2280007801 - Nippondenso: 1280008210 |
1280009190 | 1280009191 | 1280009300 | 1280009310 | 1280009380 | 1280009520 | 1280009700 | 2280000340 | 2280001160 | 2280007390 | 2280007391 | 2280007392
Toyota: 2810016270 | 2810046100 | 2810046120 | 2810046140 | 2810049090 | 2810075050 | 2810076060 | 2810076070

EQUIVALENTE / Equivalent

Cargo: 137753 - Nippon: 0283007940 - Nippondenso: 0283006990 | 0283007170 | 0283007990 - Toyota: 2801176070

0820IMPULSOR DE PARTIDA DO MOTOR DE ARRANQUE
STARTER DRIVE / IMPULSOR DE PARTIDA

FOTO / Photo pg. 241

APLICAÇÃO / Application / Aplicación

Ford: Escort Diesel

MOTOR

Lucas Indiel: 26921 | 26925 | 26903A | 26913A | 26935B | 26929A/B | 26931A/B

EQUIVALENTE / Equivalent

Lucas: TMB182 | 54291735

0821IMPULSOR DE PARTIDA DO MOTOR DE ARRANQUE
STARTER DRIVE / IMPULSOR DE PARTIDA

FOTO / Photo pg. 241

APLICAÇÃO / Application / Aplicación

Ford: Mondeo - Rover: 216

MOTOR

Lucas Indiel: 26708 | 26816 | 26823 | 26824 | 26716B | 26809A | 26810A | 26707A/L | 26713A/D | 26804A/E

EQUIVALENTE / Equivalent

Lucas: TMB171 | 54290840

0822IMPULSOR DE PARTIDA DO MOTOR DE ARRANQUE
STARTER DRIVE / IMPULSOR DE PARTIDA

FOTO / Photo pg. 241

APLICAÇÃO / Application / Aplicación

Austin: Maestro 2.0 - Rover: 111, 114, 214, 820 | Maestro 1.3, 1.6, 2.0, 2.0 Turbo | Metro 1.0, 1.1, 1.3 | Mini Cooper 1.3 | Montego 2.0 Turbo | TNB176

MOTOR

Lucas Indiel: M79 | 26702 | 26717A | 26811A | 26702E/K | 26812A/D

EQUIVALENTE / Equivalent

Lucas: TMB174 | 54292929

0823IMPULSOR DE PARTIDA DO MOTOR DE ARRANQUE
STARTER DRIVE / IMPULSOR DE PARTIDA

FOTO / Photo pg. 241

APLICAÇÃO / Application / Aplicación

Ford: Mondeo 95 CLX 16 V

0823

IMPULSOR DE PARTIDA DO MOTOR DE ARRANQUE
STARTER DRIVE / IMPULSOR DE PARTIDA

FOTO / Photo pg. 241

MOTOR

Lucas Indiel: M79 | 26628 | 26689 | 26695 | 26605A | 26620A | 26628A | 26678B | 26679B | 26680B | 26681B | 26600E/F | 26601E/F | 26609F/J | 26613E/H | 26616A/B | 26619A/D | 26621A/B | 26624A/D | 26626A/B | 26654B/D - Magneti Marelli: 63227004 | 63227005 | 63227006 | 63227007 | 63227008 | 63227009 | 63227010 | 63227014 | 63227016 | 63227017 | 63227028 | 63227038

EQUIVALENTE / Equivalent

Lucas: TMB167 | 54291911 - Lucas Indiel: 221167

0825

IMPULSOR DE PARTIDA DO MOTOR DE ARRANQUE
STARTER DRIVE / IMPULSOR DE PARTIDA

FOTO / Photo pg. 242

APLICAÇÃO / Application / Aplicación

Chrysler: Jeep Cherokee

MOTOR

Chrysler: 56041014 - Mitsubishi: M001T79482 | M001T74281ZC | M001T74287ZC

EQUIVALENTE / Equivalent

Lester: 17461 | 17559 | 17561 - Lucas Indiel: 220402 - Mitsubishi: M191T14371

0826

IMPULSOR DE PARTIDA DO MOTOR DE ARRANQUE
STARTER DRIVE / IMPULSOR DE PARTIDA

FOTO / Photo pg. 242

APLICAÇÃO / Application / Aplicación

General Motors/Chevrolet: D20 Maxion - Perkins: Maxion

MOTOR

Lucas Indiel: 35258440

EQUIVALENTE / Equivalent

Lucas Indiel: 220206 | 35260206

0828

IMPULSOR DE PARTIDA DO MOTOR DE ARRANQUE
STARTER DRIVE / IMPULSOR DE PARTIDA

FOTO / Photo pg. 242

APLICAÇÃO / Application / Aplicación

Nissan: NX 4 cil. 2.0L 1998cc 1991...1993 | Sentra 4 cil. 2.0L 1998cc 1991...1994

EQUIVALENTE / Equivalent

Cargo: 137413 - Hitachi: 211475014 - Lester: 17246

0830

IMPULSOR DE PARTIDA DO MOTOR DE ARRANQUE
STARTER DRIVE / IMPULSOR DE PARTIDA

FOTO / Photo pg. 242

APLICAÇÃO / Application / Aplicación

Daihatsu: Feroza 4x4 - Toyota: Yares

EQUIVALENTE / Equivalent

Lester: 16879 - Nippondenso: 283005820

0831

IMPULSOR DE PARTIDA DO MOTOR DE ARRANQUE
STARTER DRIVE / IMPULSOR DE PARTIDA

FOTO / Photo pg. 242

APLICAÇÃO / Application / Aplicación

Datsun: Especial/Special - Nissan: Especial/Special - Skoda: Especial/Special

EQUIVALENTE / Equivalent

Pal: 443937150171 - Skoda: 115904030

0832

IMPULSOR DE PARTIDA DO MOTOR DE ARRANQUE
STARTER DRIVE / IMPULSOR DE PARTIDA

FOTO / Photo pg. 242

APLICAÇÃO / Application / Aplicación

Honda: Civic 1300 L4 1.3 Gas. 1987 | Civic 1300 STD L4 1.3 Gas. 1984...1986 | Civic DX L4 1.3 Gas. 1984 | Civic DX L4 1.3 Gas. 1985 | Civic DX L4 1.3 Gas. 1986 | Civic DX L4 1.3 Gas. 1987 | CRX 1300 L4 1.3 Gas. 1984 | CRX 1500 HF L4 1.5 Gas. 1985...1989 | CRX 1500 L4 1.5 Gas. 1984...1987 | CRX 1500 SI L4 1.5 Gas. 1985...1987 | CRX DX L4 1.5 Gas. 1988...1990 | CRX HF L4 1.5 Gas. 1991 - Rover: 213

MOTOR

Hitachi: S114385 | S114387 | S114396 | S114412 | S114396D | 5811001921 | 5811002150 - Honda: 31200PE0015 - Isuzu: 5811001920 | 5811002150

EQUIVALENTE / Equivalent

Hitachi: 211415508 - Honda: 31207PE0005 - Isuzu: 5811230360 - Lester: 16843 | 18056 | 18322

0836IMPULSOR DE PARTIDA DO MOTOR DE ARRANQUE
STARTER DRIVE / IMPULSOR DE PARTIDA

FOTO / Photo pg. 242

APLICAÇÃO / Application / Aplicación

Peugeot: 106 | 206 - Renault: Clio

MOTOR

Mitsubishi: M2T48381 | M3T32985

EQUIVALENTE / Equivalent

Lucas Indiel: 229988 - Mitsubishi: M191T22471

0837IMPULSOR DE PARTIDA DO MOTOR DE ARRANQUE
STARTER DRIVE / IMPULSOR DE PARTIDA

FOTO / Photo pg. 242

APLICAÇÃO / Application / Aplicación

Fiat: Doblo | Palio 1.0 8V e 16V | Palio 1.3 MPI 16V | Palio Fire | Palio Weekend 1.0 8V e 16V | Palio Weekend 1.3 MPI 16V | Siena 1.0 MPI 16V | Siena 1.3 MPI 16V | Strada 1.0 8V | Strada 1.3 16V | Uno Mille Fire - General Motors/Chevrolet: Celta 2001...2009 | Corsa 1.0, 1.4, 1.6 EFI. | Prisma 2007...2009 | Tigra 1998...2000 - Renault: Clio 1.6i 07/1996... | R19 1.6i 07/1996...

MOTOR

Bosch: 9000081003 | F000AL0304 | F000AL0309 | F000AL0310 | F000AL0314

EQUIVALENTE / Equivalent

Bosch: 9001081022 | F000AL1040 | F000AL1238 | F000AL1679 | F000AL1680 | F000AL1692 - General Motors/Chevrolet: 93240221 - Lucas: TMB022 - Lucas Indiel: 223126

0838IMPULSOR DE PARTIDA DO MOTOR DE ARRANQUE
STARTER DRIVE / IMPULSOR DE PARTIDA

FOTO / Photo pg. 242

APLICAÇÃO / Application / Aplicación

Fiat Iveco: Ducato Argentino 1997 - MWM: Diter D302 | Diter D325 | Diter D889 | Diter D890 | Diter D900 | Diter D989

MOTOR

Bosch: 9000331418

EQUIVALENTE / Equivalent

Bosch: 9003336282 - Lucas Indiel: 223302

0841IMPULSOR DE PARTIDA DO MOTOR DE ARRANQUE
STARTER DRIVE / IMPULSOR DE PARTIDA

FOTO / Photo pg. 242

APLICAÇÃO / Application / Aplicación

Toyota: 4K - 5K | Corolla 1.3 | Hiace | Liteace 1.5

MOTOR

Nippondenso: 185086440 | 1280007740

EQUIVALENTE / Equivalent

Nippondenso: 0283005400 | 2801113060

0843IMPULSOR DE PARTIDA DO MOTOR DE ARRANQUE
STARTER DRIVE / IMPULSOR DE PARTIDA

FOTO / Photo pg. 242

APLICAÇÃO / Application / Aplicación

General Motors/Chevrolet: Celta 1.0 | Corsa - Renault: Clio | Clio 1.6 | Kangoo 1.6 | Laguna 1.8 e 2.0 | Laguna Nevada 1.6 | Megane 1.6 | R11 1.6 | R12 1.6 | R19 1.6 | R9 1.6 e 1.7 | Scenic 1.6

MOTOR

Valeo: D7E4 | D7E6 | D7E8 | BD7R1 | D7E15 | D7E17 | D7E18 | BD7E17 | 93264950

EQUIVALENTE / Equivalent

Valeo: NE971 | 180205 | 182848 | 187788 | 190205 | 230205 | 300305 | 494829 | 594345

0844IMPULSOR DE PARTIDA DO MOTOR DE ARRANQUE
STARTER DRIVE / IMPULSOR DE PARTIDA

FOTO / Photo pg. 242

APLICAÇÃO / Application / Aplicación

Volkswagen: LT TD - Volvo: 240 D | 740 TD | 940 TD - ZEN: Utiliza Pinhão ZEN 9566

MOTOR

Hitachi: S1391

EQUIVALENTE / Equivalent

Cargo: 133437 - Hitachi: 213035004 - Lester: 17138

0846IMPULSOR DE PARTIDA DO MOTOR DE ARRANQUE
STARTER DRIVE / IMPULSOR DE PARTIDA

FOTO / Photo pg. 242

APLICAÇÃO / Application / Aplicación

Citroën: Berlingo | Congo | Xantia - Fiat: Palio 1.0 MPI 8V | Palio Argentino 1.6 | Palio Weekend 1.0 | Palio Weekend 1.5 | Siena 1.0 | Siena 1.5 | Stilo JTD 1.9 | Strada 1.5 | Uno Mille Eletronic | Uno SX 1996 - Peugeot: 205 | 306 | 405 | 406

MOTOR

Bosch: 9000081009 | F000AL0300 | F000AL0305 | F010AL0301

EQUIVALENTE / Equivalent

Bosch: 9001081066 | F000AL1023 - Lucas: TMB066 - Lucas Indiel: 223127

0850IMPULSOR DE PARTIDA DO MOTOR DE ARRANQUE
STARTER DRIVE / IMPULSOR DE PARTIDA

FOTO / Photo pg. 242

APLICAÇÃO / Application / Aplicación

Hitachi: Escavadeira EX100M-2 Isuzu 4BD1 1988...1996 | Escavadeira EX100-2 Isuzu 4BD1 1988...1994

MOTOR

Remy: 10479626

EQUIVALENTE / Equivalent

Lester: 18193 - Remy: 0215002001

0851IMPULSOR DE PARTIDA DO MOTOR DE ARRANQUE
STARTER DRIVE / IMPULSOR DE PARTIDA

FOTO / Photo pg. 242

APLICAÇÃO / Application / Aplicación

Volkswagen: TL 2.4 diesel

MOTOR

Bosch: 0001218116

EQUIVALENTE / Equivalent

Bosch: 9002336204 - Cargo: 135116 - Lucas: TMB475

0852IMPULSOR DE PARTIDA DO MOTOR DE ARRANQUE
STARTER DRIVE / IMPULSOR DE PARTIDA

FOTO / Photo pg. 242

APLICAÇÃO / Application / Aplicación

Chrysler: Neon | Stratus

MOTOR

Bosch: 0001107049

EQUIVALENTE / Equivalent

Bosch: 1006209613 - Lester: 17560 | 17563 - Lucas Indiel: 223960

0853IMPULSOR DE PARTIDA DO MOTOR DE ARRANQUE
STARTER DRIVE / IMPULSOR DE PARTIDA

FOTO / Photo pg. 243

APLICAÇÃO / Application / Aplicación

Nissan: 310 L4 1.4L 1393cc 85cid 1979...1980 | 310 L4 1.5L 1488cc 1981 | A12, A15 | F10 L4 1.4L 1393cc 85cid 1976...1978 | Fork Lifts

MOTOR

Mitsubishi: M2T20181 | M2T20181D - Nissan: 23300H5014

EQUIVALENTE / Equivalent

Lester: 16579 - Mitsubishi: M191T22571 - Nissan: 23354T5000

0854IMPULSOR DE PARTIDA DO MOTOR DE ARRANQUE
STARTER DRIVE / IMPULSOR DE PARTIDA

FOTO / Photo pg. 243

APLICAÇÃO / Application / Aplicación

Asia Motors: Towner Daewoo - Renault: Twingo

MOTOR

Remy: 10455505

EQUIVALENTE / Equivalent

Lucas: TMB008 - Remy: 10475958

0855IMPULSOR DE PARTIDA DO MOTOR DE ARRANQUE
STARTER DRIVE / IMPULSOR DE PARTIDA

FOTO / Photo pg. 243

APLICAÇÃO / Application / Aplicación

Fiat: Palio 1.6 16 V | Palio Weekend 1.6 16V | Siena | Tempra 2.0 8V | Tempra 2.0 MPI 16V | Tempra 2.0 SPI 8V | Tempra 2.0 Turbo MPI 8V | Uno - ZEN: Planetária ZEN 12689

MOTOR

Bosch: 9000081005 | 9000081008 | 9000084005 | F000AL0100

EQUIVALENTE / Equivalent

Bosch: 9001081042 | F000AL1693 - Lucas: TMB042 - Lucas Indiel: 223305

0857IMPULSOR DE PARTIDA DO MOTOR DE ARRANQUE
STARTER DRIVE / IMPULSOR DE PARTIDA

FOTO / Photo pg. 243

APLICAÇÃO / Application / Aplicación

Fiat: Regata 1.7 diesel | Ritmo Diesel - Mercedes Benz: 190 | 190E | 200 | 230 | 250 | 280 | L410 | O309 - Peugeot: 305 Diesel - Volkswagen: LT28 | LT31 | LT35 | LT40 | LT45 | LT50

MOTOR

Bosch: 0001211146 | 0001314026 | 0001314027 | 0001314028 | 0001314029 | 0001314030 | 0001314033 | 0001314034 | 0001314035 | 0001314036 | 0001314037 | 0001314038 | 0001316004 - Fiat: 4392461 | 5997307 | 5997309

EQUIVALENTE / Equivalent

Bosch: 1006209469 | 1006209470 | 1006209473 - Fiat: 9936671 - Lester: 16543 | 16954 | 17043

0860IMPULSOR DE PARTIDA DO MOTOR DE ARRANQUE
STARTER DRIVE / IMPULSOR DE PARTIDA

FOTO / Photo pg. 243

APLICAÇÃO / Application / Aplicación

Volkswagen: Parati | Pointer Audi 827 - 1.8 e 2.0 | Polo Classic 2.0

MOTOR

Lucas Indiel: 35258270 | 35258640 | 35259060

EQUIVALENTE / Equivalent

Lucas Indiel: 228396 | 35258396

0861IMPULSOR DE PARTIDA DO MOTOR DE ARRANQUE
STARTER DRIVE / IMPULSOR DE PARTIDA

FOTO / Photo pg. 243

APLICAÇÃO / Application / Aplicación

Ford: F100 | F1000 Maxion TN1 HSD Diesel 1997 | F150 | Ranger | Transit - General Motors/Chevrolet: Blazer 2.5 Diesel | S10 Diesel - Land Rover: Land Rover Defender 2.5 Diesel Gemini TCI D.I. 23L | Land Rover Defender 2.5 Turbo 1990...2001 | Land Rover Diesel Maxion H54TCC 1998... | Land Rover Discovery 2.5 TDi 12L, 21L 1989...1994 | Land Rover Discovery 2.5 Tdi 16L 1993...1998 | Range Rover I 2.5 TDi Classic 14L 1992...1994 | Range Rover I 2.5 TDi Classic 300 Tdi 1994...1996
Mercedes Benz: Sprinter - Perkins: Maxion - HSD (Maxion High Speed)

MOTOR

Bosch: 0001218168 | 9000331432 | 9000331433

EQUIVALENTE / Equivalent

Bosch: 9002336226 | 9003336227 | F000AL1872 - Lucas Indiel: 223965

0863IMPULSOR DE PARTIDA DO MOTOR DE ARRANQUE
STARTER DRIVE / IMPULSOR DE PARTIDA

FOTO / Photo pg. 243

APLICAÇÃO / Application / Aplicación

Nissan: Primera 1.6

MOTOR

Lucas Indiel: 26667 | 27022 | 27047 - Magneti Marelli: 63227022 | 63227043 | 63227046 | 63227047 | 63227051 | 63227577 - Nissan: 2330070J00

EQUIVALENTE / Equivalent

Lucas: TMB196 | 54292464 - Nissan: 2331290J00

0866IMPULSOR DE PARTIDA DO MOTOR DE ARRANQUE
STARTER DRIVE / IMPULSOR DE PARTIDA

FOTO / Photo pg. 243

APLICAÇÃO / Application / Aplicación

Volkswagen: Gol 1.6 D | Gol G2 1.8 Mi | Gol G2 2.0 Mi | Gol G2 2.0i | Gol G3 | Parati | Quantum Mi 1.8, 2.0 | Santana Mi 1996 | Saveiro | Senda - ZEN: Utiliza Planetária 12681

MOTOR

Bosch: 9000081006 | 9000081007 | F010AL0103

0866

IMPULSOR DE PARTIDA DO MOTOR DE ARRANQUE
STARTER DRIVE / IMPULSOR DE PARTIDA

FOTO / Photo pg. 243

EQUIVALENTE / Equivalent

Bosch: 9001081052 | F000AL1705 - Lucas: TMB052 - Lucas Indiel: 223128

0868

IMPULSOR DE PARTIDA DO MOTOR DE ARRANQUE
STARTER DRIVE / IMPULSOR DE PARTIDA

FOTO / Photo pg. 243

APLICAÇÃO / Application / Aplicación

Peugeot: 504 XT2 Diesel | 505 XT2 Diesel

MOTOR

Lucas Indiel: 35257700

EQUIVALENTE / Equivalent

Bosch: 1987BE0054 - Lucas Indiel: 35257824

0871

IMPULSOR DE PARTIDA DO MOTOR DE ARRANQUE
STARTER DRIVE / IMPULSOR DE PARTIDA

FOTO / Photo pg. 243

APLICAÇÃO / Application / Aplicación

Mazda: 323 1.3 e 1.5 8T - Suzuki: Vitara 1.6 - Toyota: 1300

MOTOR

Bosch: 0001112032 | 9000333121

EQUIVALENTE / Equivalent

Bosch: 9001336240 | 9001690057 | 9001690067 | F000AL1440 | F000AL1697 - Cargo: 135985

0874

IMPULSOR DE PARTIDA DO MOTOR DE ARRANQUE
STARTER DRIVE / IMPULSOR DE PARTIDA

FOTO / Photo pg. 243

APLICAÇÃO / Application / Aplicación

Mazda: 323 | B1600 | B2200 - Toyota: Corolla 1.3 e 1.6 8T

EQUIVALENTE / Equivalent

Bosch: 9001692097

0875

IMPULSOR DE PARTIDA DO MOTOR DE ARRANQUE
STARTER DRIVE / IMPULSOR DE PARTIDA

FOTO / Photo pg. 243

APLICAÇÃO / Application / Aplicación

Alfa Romeo: Alfa Romeo 14AR 6 Turbo - Fiat: Argenta 2.5 | Croma 2.5 Turbo - Fiat Iveco: Daily Turbo 09.09 Diesel | Daily Turbo 35.10 Diesel | Daily Turbo 49.10 Diesel | Ducato 14 | Ducato 14 4X4 | Ducato 18 | Ducato 18 Maxi - Lancia: Thema Turbo Diesel - Land Rover: Defender 2.5D - TD | Discovery 2.5 TDI | Range Rover 2.5 TDI
Renault: Master, P35, T35 Diesel | Trafic diesel

MOTOR

Bosch: 0001217174 | 0001218014 | 0001218019 | 0001218024 | 0001218101 | 0001218102 | 0001218103 | 0001218152 | 0001218159 | 0001218174 | 0001218774
Iveco: 99451753

EQUIVALENTE / Equivalent

Bosch: 9002336218 | 9002336283 | 9003336283 | 9009996289 | F000AL1881 - Cargo: 137171 - Fiat: 9939710 - Iveco: 42531397 - Lucas Indiel: 223976

0878

IMPULSOR DE PARTIDA DO MOTOR DE ARRANQUE
STARTER DRIVE / IMPULSOR DE PARTIDA

FOTO / Photo pg. 243

APLICAÇÃO / Application / Aplicación

Fiat: Tempra SW | Tipo 2.0

MOTOR

Magnet Marelli: 63223430 | 63223431 | 63223432 | 63223436 | 63223530 | 63223531 | 63223532

EQUIVALENTE / Equivalent

Fiat: 9941846

0879

IMPULSOR DE PARTIDA DO MOTOR DE ARRANQUE
STARTER DRIVE / IMPULSOR DE PARTIDA

FOTO / Photo pg. 243

APLICAÇÃO / Application / Aplicación

TCM Equipment Ag: Série 40MT | Série 42MT 12/24V | Série 50MT 12/24V

MOTOR

Leece Neville: 7282M | 8282M | 7408MA - Prestolite: MES6403JUT - Remy: 1113350 | 1113369 | 1113374 | 1113801 | 1113804 | 1113811 | 1113817

0879

IMPULSOR DE PARTIDA DO MOTOR DE ARRANQUE
STARTER DRIVE / IMPULSOR DE PARTIDA

FOTO / Photo pg. 243

EQUIVALENTE / Equivalent

Lester: 3052 | 3054 | 3065 | 3789 | 3796 | 6219 | 6220 - Lucas Indiel: 223979 - Prestolite: 59225 | PD13A - Remy: 1932603 | 1985131

0887

IMPULSOR DE PARTIDA DO MOTOR DE ARRANQUE
STARTER DRIVE / IMPULSOR DE PARTIDA

FOTO / Photo pg. 243

APLICAÇÃO / Application / Aplicación

Caterpillar: 320B Mitsubishi 24V - Ford: Pick Up 7.3 D Turbo | Van 7.3 D Turbo - Mitsubishi: Canter

MOTOR

Mitsubishi: M2T80772 | M3T57575 | M8T50071 | M8T50171 | M8T50271 | M8T50471 | M8T55171 | M8T55471 | M8T60073 | M8T60371 | M8T60372 | M8T60373 | M8T60374 | M8T60389 | M8T60471 | M8T60489 | M8T60571 | M8T60771 | M8T60773 | M8T60871 | M8T70371 | M8T70971 | M8T71571 | M8T75171 | M8T77071 | M8T77072 | M8T77074 | M8T77075 | M8T80071 | M8T80171 | M8T80371 | M8T80372 | M8T80373 | M8T80374 | M8T80772 | M8T80789 | M8T85071 | M8T85171 | M8T85271 | M8T85471 | M8T85571 | M8T87071 | M8T87171 | ME012994 | ME012995 | ME013008 | ME014418 | M8T80071A | M8T80071B | M8T85071A | M8T85071B | M8T85171A | M8T85271B

EQUIVALENTE / Equivalent

Mitsubishi: ME701487 | ME701648 | ME701651 | M191X67571 | M191X67585 | M191X67685 | M191X67771 | M191X67871 | M191X67885 | M191X68271 | M191X68671 | M191X93571

0888

IMPULSOR DE PARTIDA DO MOTOR DE ARRANQUE
STARTER DRIVE / IMPULSOR DE PARTIDA

FOTO / Photo pg. 243

APLICAÇÃO / Application / Aplicación

Agco: Trator 9170 6-584 Deutz Diesel 1991...1993 | Trator 9190 6-584 Deutz Diesel 1991...1993 | Trator 9670 6-584 Deutz Diesel 1994...1996 | Trator 9690 6-584 Deutz Diesel 1994...1995 - Deutz: Trator 9170 6-584 Diesel 1989...1992 | Trator 9190 6-584 Diesel 1989...1992

EQUIVALENTE / Equivalent

Lester: 6288 | 6388 - Remy: 10497496

0890

IMPULSOR DE PARTIDA DO MOTOR DE ARRANQUE
STARTER DRIVE / IMPULSOR DE PARTIDA

FOTO / Photo pg. 244

APLICAÇÃO / Application / Aplicación

Ford: Courier | Fiesta | Ka

EQUIVALENTE / Equivalent

Facet: 10671 - Ford: F8BU11350AA - Lucas: TMM990 - Lucas Indiel: 222514 - Ww: 10671

0892

IMPULSOR DE PARTIDA DO MOTOR DE ARRANQUE
STARTER DRIVE / IMPULSOR DE PARTIDA

FOTO / Photo pg. 244

APLICAÇÃO / Application / Aplicación

Lada: 2110 - Skoda: Felícia

EQUIVALENTE / Equivalent

Magnetron: 443937150860 - Skoda: 1722

0893

IMPULSOR DE PARTIDA DO MOTOR DE ARRANQUE
STARTER DRIVE / IMPULSOR DE PARTIDA

FOTO / Photo pg. 244

APLICAÇÃO / Application / Aplicación

Clark: Empilhadeira CG P 25 Com Arranque Adaptado

0894

IMPULSOR DE PARTIDA DO MOTOR DE ARRANQUE
STARTER DRIVE / IMPULSOR DE PARTIDA

FOTO / Photo pg. 244

APLICAÇÃO / Application / Aplicación

TCM Equipment Lift Truck: FD100Z 6BD1 Motor 0000 | FD35Z 6BB1 Motor 0000 | FD35Z5 Isuzu D500 0000 | FD38Z 6BB1 Motor 0000 | FD38Z Isuzu D500 0000 | FD40Z 6BB1 Motor 0000 | FD40Z2 Isuzu D500 0000 | FD45Z 6BB1 Motor 0000 | FD50Z 6BB1 Motor 0000 | FD50Z6 Isuzu D500 0000 | FD60Z 6BB1 Motor 0000 | FD60Z5 Isuzu D500 0000 | FD70Z 6BB1 Motor 0000 | FD70Z2 Isuzu D500 0000 | FD80Z7 6BD1 Motor 0000

MOTOR

Isuzu: 1811001890 | 1811001890 | 1811001891 | 1811001900 | 1811001910 | 1811001920 | 1811001970 | 1811001971 | 1811002061 | 1811002530 | 1811002531 | 1811002590 | 1811002890 | 5811001742 - Mitsui Deutz: 4413040 | 4413390

EQUIVALENTE / Equivalent

Lester: 18100 | 18191 - Nikko: 0230001030 | 0230001031 | 0230001050 | 0230001070 | 0230001071 | 0230001080 | 1235000010

0895IMPULSOR DE PARTIDA DO MOTOR DE ARRANQUE
STARTER DRIVE / IMPULSOR DE PARTIDA

FOTO / Photo pg. 244

APLICAÇÃO / Application / Aplicación

Komatsu: PC75U Motor 4D95 1991...1994 | PC80 Motor 4D95 1988...1997 | PC90 Motor 4D95 1991...1994

MOTOR

Isuzu: 8942554392 | 8943634280 | 8944467700 - Komatsu: 6008133111 | 6008133121 | 6008133122 | 6008133130 | 6008133170 | 6008133171 | 6008134000 | 6008134190 | 6008134380 | 6008134410 | 6008134411 | 6008314411 - Nikko: 230000031 | 230000032 | 230000042 | 230000060 | 230000063 | 230000240 | 230000332 | 230000450

EQUIVALENTE / Equivalent

Nikko: 0235000350 | 0235000353

0898IMPULSOR DE PARTIDA DO MOTOR DE ARRANQUE
STARTER DRIVE / IMPULSOR DE PARTIDA

FOTO / Photo pg. 244

APLICAÇÃO / Application / Aplicación

Harley Davidson: Disc Glide - FXDG 1983 | Disc Glide - FXRDG 1994 | Electra Glide - FLH 1965...1985 | Electra Glide - FLH 1200 1979...1980 | Electra Glide - FLH-80 1979...1980 | Electra Glide - FLHS 1977...1981 | Electra Glide - FLHT 1983...1987 | Electra Glide Classic - FLHC 1979...1991 | Electra Glide Classic - FLHTC 1983...1988 | Electra Glide Special - FLHX 1984...1985 | Electra Glide Sport - FLHS 1982...1984 | Electra Glide Sport - FLHS 1987...1988 | Electra Glide Super Sport - FLHFB 1965 | Fat Bob - FXEF 1980...1981 | Fat Bob - FXEF 1200 1979 | Fat Bob - FXEF-80 1979 | Glide Heritage - FLH 1981 | Harley Davidson FL 1965...1981 | Harley Davidson FLH 1965 | Harley Davidson FS 1965...1983 | Heritage Softail - FLST 1986...1988 | Heritage Softail Classic - FLSTC 1987...1988 | Low Glide - FXRS 1984...1985 | Low Glide - FXRS 1985 | Low Glide Custom - FXRC 1985

MOTOR

Harley Davidson: 3145564 | 3145564A

EQUIVALENTE / Equivalent

Facet: 10036 | 480105 | 480183

0900IMPULSOR DE PARTIDA DO MOTOR DE ARRANQUE
STARTER DRIVE / IMPULSOR DE PARTIDA

FOTO / Photo pg. 244

APLICAÇÃO / Application / Aplicación

Ford: Galaxy 2.8 - Volkswagen: Corrado 2.9 | Golf 1.8 | Golf III 2.9 Syncro | Passat 1.6, 2.0 | Passat 2.9 Syncro | Sharan 2.8 | Variant 2.9 Syncro | Vento 2.8

MOTOR

Bosch: 0001107005 | 0001107006 | 0001108059 | 0001108060 | 0001108076 | 0001108077 | 0001108096 | 0001108097 | 0001110069 | 0001110070 | 0001110086 | 0001110087 | 0001110118 | 0001110119 | 0001112010 | 0001112011 | 0001114009 | 0001114010

EQUIVALENTE / Equivalent

Bosch: 1006209295 | 1006209553 | 1006209558 | 1006209565 | 1006209583 | 1006209591 | 1006209594 | 1006209910 | 1006209911 | 1006209922 | 2006209594
Lester: 17223 | 17417 - Lucas Indiel: 224000 - Volkswagen: 0219113355**0901**IMPULSOR DE PARTIDA DO MOTOR DE ARRANQUE
STARTER DRIVE / IMPULSOR DE PARTIDA

FOTO / Photo pg. 244

APLICAÇÃO / Application / Aplicación

Nissan: Cabstar 3.3 Diesel | Forklift Diesel

MOTOR

Hitachi: S25156 | S25160 | S25162 | S25110G | S25110L | S25125A | S25125B | S25158A | S25158B - Nissan: 2330006J02 | 2330006J04 | 23300C8601 | 23300Z5505 | 23300Z5509 | 23300Z5512

EQUIVALENTE / Equivalent

Bosch: 1987BE0055 - Hitachi: 22708500 | 225025003 | 225025004 | 225045004 | 225085005 - Nissan: 23312T9000 | 23312T9003 | 23314Z9002

0902IMPULSOR DE PARTIDA DO MOTOR DE ARRANQUE
STARTER DRIVE / IMPULSOR DE PARTIDA

FOTO / Photo pg. 244

APLICAÇÃO / Application / Aplicación

Valmet: Zetor

MOTOR

Pal: 2928 | 976117

EQUIVALENTE / Equivalent

Pal: 932208

0905IMPULSOR DE PARTIDA DO MOTOR DE ARRANQUE
STARTER DRIVE / IMPULSOR DE PARTIDA

FOTO / Photo pg. 244

APLICAÇÃO / Application / Aplicación

Jeep: Cherokee

0905IMPULSOR DE PARTIDA DO MOTOR DE ARRANQUE
STARTER DRIVE / IMPULSOR DE PARTIDA

FOTO / Photo pg. 244

EQUIVALENTE / Equivalent

Bosch: 1987BE0022

0906IMPULSOR DE PARTIDA DO MOTOR DE ARRANQUE
STARTER DRIVE / IMPULSOR DE PARTIDA

FOTO / Photo pg. 244

APLICAÇÃO / Application / Aplicación

Clark: Empilhadeira - Daewoo: Empilhadeira

EQUIVALENTE / Equivalent

Lucas Indiel: 224006

0907IMPULSOR DE PARTIDA DO MOTOR DE ARRANQUE
STARTER DRIVE / IMPULSOR DE PARTIDA

FOTO / Photo pg. 244

APLICAÇÃO / Application / Aplicación

Ford: Transit

MOTOR

Ford: 98VB11000 | 97VB11000AB | 98VB11000B3A

EQUIVALENTE / Equivalent

Ford: 106688 | F7RUK614 | 10670F7RU

0908IMPULSOR DE PARTIDA DO MOTOR DE ARRANQUE
STARTER DRIVE / IMPULSOR DE PARTIDA

FOTO / Photo pg. 244

APLICAÇÃO / Application / Aplicación

Ford: Courier - Mazda: 323 | 626SL | SLX

EQUIVALENTE / Equivalent

Lucas: 66241583

0910IMPULSOR DE PARTIDA DO MOTOR DE ARRANQUE
STARTER DRIVE / IMPULSOR DE PARTIDA

FOTO / Photo pg. 244

APLICAÇÃO / Application / Aplicación

Renault: Master

MOTOR

Magnet Marelli: MT68Q | MT68QA | 63216815 | 63216851 | 63217403

0914IMPULSOR DE PARTIDA DO MOTOR DE ARRANQUE
STARTER DRIVE / IMPULSOR DE PARTIDA

FOTO / Photo pg. 244

APLICAÇÃO / Application / Aplicación

TCM Equipment Ag: Série 42MT 12/24V | Série 50MT 12/24V

MOTOR

Remy: 1113477 | 1114155 | 1114177 | 1114716 | 1114948 | 1990486 | 1993774 | 1993784 | 1993801 | 1993826

EQUIVALENTE / Equivalent

Facet: 480414 - Lester: 3050 | 3364 | 3370 | 3932 | 6234 | 6247 | 6248 | 6255 | 6258 | 6518 | 6528 | 6529 | 6550 | 6626 | 6627 | 6650 - Remy: 1893561 | 1953151

0915IMPULSOR DE PARTIDA DO MOTOR DE ARRANQUE
STARTER DRIVE / IMPULSOR DE PARTIDA

FOTO / Photo pg. 244

APLICAÇÃO / Application / Aplicación

General Motors/Chevrolet: Grand Blazer 4.1 | Silverado 6 cil a gasolina 12V - Peugeot: 205 XU7 4 cil 1.6 | 205 XUD9 4 cil 1.9 Diesel | 306 XU7 4 cil 1.6 | 306 XUD9 4 cil 1.9 Diesel | 405 XU7 4 cil 1.6 | 405 XUD9 4 cil 1.9 Diesel | 405 FRI | Boxer XUD9 4 cil 1.9 Diesel | Partner XU7 4 cil 1.6

MOTOR

Lucas Indiel: 35258370 | 35258430 | 35258730

EQUIVALENTE / Equivalent

Lucas Indiel: 220198 | 35260198 | 35260202

0916IMPULSOR DE PARTIDA DO MOTOR DE ARRANQUE
STARTER DRIVE / IMPULSOR DE PARTIDA

FOTO / Photo pg. 245

APLICAÇÃO / Application / Aplicación

Ford: F1000 Maxion HSD 1997 | Ranger International 3.0 Diesel | Ranger International Maxion HS 4 cil. 2.5 e 2.8 Diesel - General Motors/Chevrolet: Blazer | S10 Maxion HSD - Mercedes Benz: Sprinter Maxion HS - Perkins: Especial/Special Maxion HSD

0916

IMPULSOR DE PARTIDA DO MOTOR DE ARRANQUE
STARTER DRIVE / IMPULSOR DE PARTIDA

FOTO / Photo pg. 245

MOTOR

Lucas Indiel: 35259170 - Prestolite: 35261860

EQUIVALENTE / Equivalent

Lucas Indiel: 35260280 | 35262227

0917

IMPULSOR DE PARTIDA DO MOTOR DE ARRANQUE
STARTER DRIVE / IMPULSOR DE PARTIDA

FOTO / Photo pg. 245

APLICAÇÃO / Application / Aplicación

Isuzu: Especial/Special - Nissan: Especial/Special

EQUIVALENTE / Equivalent

Lucas: 66241474

0918

IMPULSOR DE PARTIDA DO MOTOR DE ARRANQUE
STARTER DRIVE / IMPULSOR DE PARTIDA

FOTO / Photo pg. 245

APLICAÇÃO / Application / Aplicación

Toyota: Conquest | Corolla

EQUIVALENTE / Equivalent

Lucas: 66241709

0919

IMPULSOR DE PARTIDA DO MOTOR DE ARRANQUE
STARTER DRIVE / IMPULSOR DE PARTIDA

FOTO / Photo pg. 245

APLICAÇÃO / Application / Aplicación

General Motors/Chevrolet: Omega Australiano 3.8 V6

MOTOR

Bosch: F005M00012 | F005M00014

EQUIVALENTE / Equivalent

Bosch: 9000061009 | 9001066255 | F000AL1684

0920

IMPULSOR DE PARTIDA DO MOTOR DE ARRANQUE
STARTER DRIVE / IMPULSOR DE PARTIDA

FOTO / Photo pg. 245

APLICAÇÃO / Application / Aplicación

Mercedes Benz: 1831 | 1831 AK | 1831L | 1835 | 1835 AK | 1835L | 1840 | 1840 AK | 1840L | 1843 | 1843 AK | 1843L | 1848 | 1848 AK | 1848L | 1853 | 1853L | 1857L | 1922 | 1928 | 1928L | 1933 | 1933L | 1936 | 1938 | 2031 | 2031A | 2033LS | 2035A | 2036LS | 2040 | 2040A | 2053 | 2531 | 2531L | 2535L | 2536A | 2540 | 2540L | 2543 | 2543L | 2548 | 2548L | 2553 | 2553L | 2557L | 2631 | 2631L | 2635 | 2635L | 2636A | 2638S | 2640 | 2640L | 2643 | 2643L | 2648 | 2648L | 2653 | 2653L | 2657 | 2657L | 3231 | 3235 | 3240 | 3243 | 3331 | 3331A | 3335 | 3340 | 3340A | 3343 | 3343A | 3348 | 3348A | 3353 | 3357 | 4140 | 4140A | 4143 | 4143A | 4148 | Actros 1831 | Actros 1835 | Actros 1840 | Actros 1843 | Actros 1848 | Actros 2031 | Actros 2035 | Actros 2040 | Actros 2043 | Actros 2048 | Actros 2531 | Actros 2535 | Actros 2540 | Actros 2543 | Actros 2548 | Actros 2631 | Actros 2635 | Actros 2640 | Actros 2643 | Actros 2648 | OM447 | OM449A - Scania: P - R 114/340 | P - R 124/360 | P - R 124/400 | P - R 124/420 | R - T 144/360 | R - T 144/530 | R 164/580 | Série 11.79M, 14.68M, 14.69M, 14.72A, 14.72A, 14.73M 1997... | Série 114 | Série 14.74M, 14.75M, 14.77A 14.78M 1997... | Série 144 - R144/460 DSC 14.15 | Série 164 - R164/480 DC 16.02 2000... | Série DSC - 11.56A, 11.57A, 11.58A, 14.57A, 14.61A, 14.62A, 14.63A | Série DSI - 11.71A, 11.72A, 11.74M, 11.75M, 11.76M, 11.77M, 11.78M | Série K124/ P124 | Série R 144/530 DSC 14.13 1996...2001 | Série R 164/580 DC 16.01 2000... | Série T 144/460 DSC 14.15 1997...2001 | Série T144/530 DSC 14.13 1997...2001

MOTOR

Bosch: 0001370003 | 0001371004 | 0001371005 | 0001371006 | 0001371007 | 0001371008 | 0001371009 | 0001371010 | 0001371013 | 0001371015 | 0001372001 | 0001372002 | 0001372003 | 0001372004 | 0001372005 | 0001372006 | 0001372007 | 0001372008

EQUIVALENTE / Equivalent

Bosch: 2006202010 | 2006202011 | 2008109203 | F000AL1898 - Cargo: 138308 - Remy: 19070179

0921

IMPULSOR DE PARTIDA DO MOTOR DE ARRANQUE
STARTER DRIVE / IMPULSOR DE PARTIDA

FOTO / Photo pg. 245

APLICAÇÃO / Application / Aplicación

Toyota: Hilux 2.8 Diesel | L -2L | Land Cruiser 2.8 Diesel

MOTOR

Nippondenso: 280007370 | 280007373 | 280008760 | 280008761 | 280008762 | 1280000360 | 1280000362 | 1280001880 | 1280007353 | 1280008140 | 1280008142 | 1280008150 | 1280008152 | 1280009591 | 1280009592 | 2280000400 | 2280000640 | 2280001300 - Toyota: 2810054100 | 2810054170

EQUIVALENTE / Equivalent

Cargo: 137293 - Nippondenso: 0280992700 | 2810054310 - Toyota: 2801154070

0925**IMPULSOR DE PARTIDA DO MOTOR DE ARRANQUE**
STARTER DRIVE / IMPULSOR DE PARTIDA

FOTO / Photo pg. 245

APLICAÇÃO / Application / Aplicación

Audi: A4 | A6 - Fiat: Palio | Siena Diesel | Strada 1.7 TDS - Mahindra: Pick Up - Mercedes Benz: E 190 2.3 - Renault: Especial/Special - Volkswagen: Gol G2 2.0 Mi | Gol G3 1.6 Mi | Gol G3 1.8 Mi | Gol G3 2.0 Mi | Gol GTI 16V | Passat Alemão

MOTOR

Bosch: 0001107037 | 0001107048 | 0001107054 | 0001107067 | 0001107068 | 0001107069 | 0001107070 | 0001107072 | 0001107073 | 0001107074 | 0001107076 | 0001108162 | 0001108166 | 0001108167 | 0001108172 | 0001108173 | 0001108174 | 0001108175 | 0001109018 | 0001115002 | 0001115007 | F002G20524

EQUIVALENTE / Equivalent

Bosch: 1006209618 | 1006209638 | 1006209672 | 1006209677 | 1006209690 | F002G20644 - Fiat: 9947831 - Lucas Indiel: 222503

0926**IMPULSOR DE PARTIDA DO MOTOR DE ARRANQUE**
STARTER DRIVE / IMPULSOR DE PARTIDA

FOTO / Photo pg. 245

APLICAÇÃO / Application / Aplicación

Citroën: BX16 - Peugeot: 205 1.6 | 305 1.6 | 306 | 405 1.4 - 1.6 - 1.9l - Renault: R 4F6 | R 5 Alpine e Turbo | R 5 TL, GTL, LS | R11 | R9 | Trafic 1.4 b

MOTOR

Iskra: AZF3509 | AZF3513 | AZF3515 | AZF3517 | AZF3524 | AZF3528 | AZF3531 | AZF3545 | AZF3547 | AZF3549 | AZF3559 | 11130193 | 11130224 | 11130244 | 11130291 | 11130338 | 11130346 | 11130378 | 11130392 | 11130395 | 11130418

EQUIVALENTE / Equivalent

Iskra: 922H6 | 16900392 | 16900408 | 16900541 | 16900902 | 16901392 | 16901408

0929**IMPULSOR DE PARTIDA DO MOTOR DE ARRANQUE**
STARTER DRIVE / IMPULSOR DE PARTIDA

FOTO / Photo pg. 245

APLICAÇÃO / Application / Aplicación

KHD: BF4L 1011 | F2L 1011 | F3L 1011 | F4L 1011 - Magirus Deutz: Trator

MOTOR

Bosch: 0001218172 | 0001218772

EQUIVALENTE / Equivalent

Bosch: 9002336230 - Lester: 18230

0930**IMPULSOR DE PARTIDA DO MOTOR DE ARRANQUE**
STARTER DRIVE / IMPULSOR DE PARTIDA

FOTO / Photo pg. 245

APLICAÇÃO / Application / Aplicación

TCM Equipment Ag: Série 42 MT 12/24V | Série 50MT 12/24V

MOTOR

Caterpillar: 4N4405 - Ingersoll Rand: 462361 - Leece Neville: M0017137 | M0017157 | M0017191 - Prestolite: 462361 | MFJ6501 - Remy: 4N4405 | 1113344 - Utms: MFJ6501

EQUIVALENTE / Equivalent

Facet: 480412 - Lifan: 101BMP2992 - Remy: 1933404 | 1985132 - Utms: DV202750

0931**IMPULSOR DE PARTIDA DO MOTOR DE ARRANQUE**
STARTER DRIVE / IMPULSOR DE PARTIDA

FOTO / Photo pg. 245

APLICAÇÃO / Application / Aplicación

Hatz: 1D60 | 1D80

MOTOR

Bosch: 0001314047 | 0001316012 | 0001316013

EQUIVALENTE / Equivalent

Bosch: 1006209482 | 1006209914 - Cargo: 137279

0932**IMPULSOR DE PARTIDA DO MOTOR DE ARRANQUE**
STARTER DRIVE / IMPULSOR DE PARTIDA

FOTO / Photo pg. 245

APLICAÇÃO / Application / Aplicación

Audi: A3 1.6i, 1.6T - Seat: Cordoba - Volkswagen: Caddy | Golf 2001 | New Beetle | Polo

MOTOR

Bosch: 0001124003 | 0001124013 | 0001125005 | 0001125006

EQUIVALENTE / Equivalent

Bosch: 1006209628 | 1006209649 | 1006209758 - Cargo: 137480 - Lucas Indiel: 229979

0933

IMPULSOR DE PARTIDA DO MOTOR DE ARRANQUE
STARTER DRIVE / IMPULSOR DE PARTIDA

FOTO / Photo pg. 245

APLICAÇÃO / Application / Aplicación

Volkswagen: Gol 1000 Mi AP/AT | Gol G2 1.0 Mi | Gol G2 1.0 Mi 16V | Gol G3 1.0 Mi | Gol G3 1.0 Mi 16V | Golf | Parati 1997

MOTOR

Bosch: 9000081010

EQUIVALENTE / Equivalent

Bosch: 9001081074

0935

IMPULSOR DE PARTIDA DO MOTOR DE ARRANQUE
STARTER DRIVE / IMPULSOR DE PARTIDA

FOTO / Photo pg. 245

APLICAÇÃO / Application / Aplicación

JPX: Jeep - Peugeot: 306 1.9 Diesel | Boxer | Partner 1.9 Diesel - Renault: Clio Express Diesel | R19

EQUIVALENTE / Equivalent

Lucas Indiel: 224035

0936

IMPULSOR DE PARTIDA DO MOTOR DE ARRANQUE
STARTER DRIVE / IMPULSOR DE PARTIDA

FOTO / Photo pg. 245

APLICAÇÃO / Application / Aplicación

Peugeot: 405 Diesel | 504 Diesel | 505 Diesel | 604 Diesel

MOTOR

Paris Rhone: D9R84 | D9R121

EQUIVALENTE / Equivalent

Lucas Indiel: 224036 - Valeo: NE210 | 182052

0937

IMPULSOR DE PARTIDA DO MOTOR DE ARRANQUE
STARTER DRIVE / IMPULSOR DE PARTIDA

FOTO / Photo pg. 245

APLICAÇÃO / Application / Aplicación

Audi: A3 1.9 TDI - Ford: Galaxy 2.0 - Seat: Alhambra 1.9 TDI | Ibiza 1.9 D/TD | Vento Tdi 1.9 - Skoda: Octavia 1.9 TDI - Volkswagen: Beetle 1.9 TDI | Bora 1.9 TDI | Bus/Eurovan 1.9 L | Caravelle 1.9 | Eurovan | Golf 2.0 2001 | Golf G3 1.9 TDI | Multivan | Passat | Polo 1.9 TDI | Sharan 1.9 TDI | Vento TDI 1.9

MOTOR

Bosch: 0001124001 | 0001124005 | 0001124006 | 0001125001 | 0001125002 | 0001125007 | 0001125008 | 0001125011 | 0001125012 | 0001125013 | 0001125031

Volkswagen: 02A911023L

EQUIVALENTE / Equivalent

Bosch: 1006209621 | 1006209648 | 1006209699 | 1006209880 - Cargo: 136854 - Lucas Indiel: 224037

0938

IMPULSOR DE PARTIDA DO MOTOR DE ARRANQUE
STARTER DRIVE / IMPULSOR DE PARTIDA

FOTO / Photo pg. 246

APLICAÇÃO / Application / Aplicación

Ford: Courier 1.4i 16v | Courier Zetec (nacional) 1.6 16V | Fiesta Zetec (nacional) 1.4 16V

MOTOR

Bosch: 0001107043 | 0001107087 | 0001113010 | 0001113017 - Ford: 96FB11000 | 96FB11000KB | 96FB11000KC | 96FB11000LB | 96FB11000LC

EQUIVALENTE / Equivalent

Bosch: 1006209629 | 1006209929 - Lucas Indiel: 224038

0940

IMPULSOR DE PARTIDA DO MOTOR DE ARRANQUE
STARTER DRIVE / IMPULSOR DE PARTIDA

FOTO / Photo pg. 246

APLICAÇÃO / Application / Aplicación

Asia Motors: Towner Com Motor Mando

0942

IMPULSOR DE PARTIDA DO MOTOR DE ARRANQUE
STARTER DRIVE / IMPULSOR DE PARTIDA

FOTO / Photo pg. 246

APLICAÇÃO / Application / Aplicación

Volkswagen: Gol AP 1.6 Mi, 1.8 Mi e 2.0 Mi - 8V e 16V 1999 | Gol G2 1.6 Mi | Parati AP 1.6 Mi, 1.8 Mi e 2.0 Mi - 8V e 16V 1999 | Saveiro AP 1.6 Mi, 1.8 Mi e 2.0 Mi - 8V e 16V 1999

MOTOR

Bosch: F000AL0301

0942

IMPULSOR DE PARTIDA DO MOTOR DE ARRANQUE
STARTER DRIVE / IMPULSOR DE PARTIDA

FOTO / Photo pg. 246

EQUIVALENTE / Equivalent

Bosch: F000AL1032 | F000AL1037 | F000AL1882 - Lucas Indiel: 229985

0943

IMPULSOR DE PARTIDA DO MOTOR DE ARRANQUE
STARTER DRIVE / IMPULSOR DE PARTIDA

FOTO / Photo pg. 246

APLICAÇÃO / Application / Aplicación

John Deere: 316 Motor B43E 1984...1992 | 318 Motor B43E 1983...1992 | 420 2 Cil. 0.78L 771cc 47cid - B48G 1983...1990 - Onan: Motor B43E 1979...1990 | Motor B43G 1979...1990 | Motor B48G 1979...1990

MOTOR

Onan: 191168202 | 191168203 | 191168205 | 191176002 | 191180803 | 191180805 | 191180806 | 191194903 | 191194905 | 191194906 | 191194909 - Toro: NN10268

EQUIVALENTE / Equivalent

Lester: 17333 - Onan: 1911953

0945

IMPULSOR DE PARTIDA DO MOTOR DE ARRANQUE
STARTER DRIVE / IMPULSOR DE PARTIDA

FOTO / Photo pg. 246

APLICAÇÃO / Application / Aplicación

General Motors/Chevrolet: Corsa - Renault: Clio 1.6 | R11 1.4 | R19 1.6 | R9 1.4

MOTOR

Lucas Indiel: 35258600 | 35258790 - Renault: 7702227059

EQUIVALENTE / Equivalent

Lucas Indiel: 35260290 - Prestolite: 35261035

0946

IMPULSOR DE PARTIDA DO MOTOR DE ARRANQUE
STARTER DRIVE / IMPULSOR DE PARTIDA

FOTO / Photo pg. 246

APLICAÇÃO / Application / Aplicación

Isuzu: KBD 27, 41, 47 | Trooper Diesel 2.2 - Jeep: Renegade - Kia: Sportage

MOTOR

Isuzu: 451229 | 455657 | 455674 | TY6615 | 2912559140 | 5811000860 | 5811001660 | 5811001830 | 8941233870 | 8941337583 | 8941492490 | 8941702050 | 8944489590
Nippondenso: 280000960 | 280004390 | 280005060 | 280006440 | 280007000 | 280007001 | 280007351 | 280007790 | 280007791 | 280009300 | 1280000020 |
1280000830 | 1280000831 | 1280000832 | 1280000960 | 1280001100 | 1280001110 | 1280002880 | 1280002881 | 1280004660 | 1280004661 | 1280008700 | 2280001890
Remy: 94123387

EQUIVALENTE / Equivalent

Cargo: 132863 - Isuzu: 5811240030 - Lester: 16739 | 17303 | 17381 - Nippondenso: 0283001840 | 0283001841 | 0283001842

0947

IMPULSOR DE PARTIDA DO MOTOR DE ARRANQUE
STARTER DRIVE / IMPULSOR DE PARTIDA

FOTO / Photo pg. 246

APLICAÇÃO / Application / Aplicación

Daihatsu: Rocky F80 - Especial/Special: Motocicletas - JCB: Escavadeira - Mazda: B2200 - Toyota: 2S | 2Y | 2Y 2.2 | 3Y | Camry | Carina | Celica | Corolla |
Dyna | Hilux | JR 7 | MR 2 | Tercel - ZEN: Utiliza Pinhão ZEN 9186

MOTOR

Daihatsu: 2810072010 - Ishikawjima: 185086240 | 185086340 - Kubota: 1550463011 | 1574163011 - Nippondenso: 280004343 | 280004450 | 280005900 |
280005912 | 280006001 | 280006120 | 280006332 | 280006362 | 280006450 | 280006930 | 280007321 | 280007392 | 280007560 | 280007620 | 280008050 | 280008060 |
280008220 | 280008261 | 280008290 | 280008320 | 280008850 | 280009070 | 280009260 | 280009380 | 280009711 | 280009720 | 280009860 | 1280000101 | 1280000220 |
1280000230 | 1280000500 | 1280000510 | 1280001370 | 1280001440 | 1280001441 | 1280001520 | 1280001630 | 1280002060 | 1280003340 | 1280003350 | 1280003590 |
1280003670 | 1280003990 | 1280004420 | 1280005261 | 1280005410 | 1280005700 | 1280005780 | 1280005781 | 1280005840 | 1280005850 | 1280007090 | 1280007100 |
1280007330 | 1280007680 | 1280007690 | 1280007912 | 1280008070 | 1280008080 | 1280008240 | 1280008560 | 2280000311 | 2280000580 | 2280000960 | 2280001100 |
2280001110 | 2280001710 | 2280002020 | 2280002121 | 2280002300 | 2280002610 | 2280002620 | 2280002682 | 2280002691 | 2280002701 | 2280002760 | 2280002770 |
2280002851 | 2280002880 | 2280003200 | 2280003290 | 2280004320 | 2280004330 - Toyota: 2810010040 | 2810010060 | 2810013010 | 2810015020 | 2810015040 |
2810015070 | 2810015130 | 2810015180 | 2810016020 | 2810016080 | 2810016110 | 2810027010 | 2810027030 | 2810027050 | 2810027060 | 2810031010 | 2810034060 |
2810034080 | 2810034100 | 2810041060 | 2810042040 | 2810042050 | 2810044030 | 2810044050 | 2810045033 | 2810045050 | 2810051031 | 2810060070 | 2810063020 |
2810063050 | 2810072010 | 2810072020 | 2810072030 | 2810072040 | 2810072050 | 2810072060 | 2810072070 | 2810072090 | 2810072100 | 2810072110 | 2810073010

EQUIVALENTE / Equivalent

Cargo: 132004 - Honda: 31204657617 - Ishikawjima: 185866150 - Isuzu: 8941291870 - Kubota: 1550463041 - Lester: 16248 | 16251 | 16578 | 16586 | 16600 |
16612 | 16674 | 16735 | 16736 | 16737 | 16759 | 16760 | 16761 | 16786 | 16790 | 16802 | 16821 | 16823 | 16825 | 16826 | 16827 | 16828 | 16829 | 16831 | 16833 | 16834 |
16837 | 16878 | 16892 | 16895 | 16906 | 16911 | 16913 | 17002 | 17003 | 17027 | 17125 | 17143 | 17171 | 17240 | 17251 | 17256 | 17345 | 17420 | 17422 | 17481 | 17487 |
17521 | 17530 | 17537 | 18181 | 18182 - Nippondenso: 0283001600 | 0283001601 | 0283001602 | 0283001603 | 0283001790 | 0283001791 | 0283001800 | 0283002000 |
0283002110 | 0283002111 | 0283002270 | 0283003630 | 0283003631 | 0283004160 | 0283006940 - Toyota: 2801120540 | 2801126041 | 2801126042 | 2801135030 |
2810110710

0948

IMPULSOR DE PARTIDA DO MOTOR DE ARRANQUE
STARTER DRIVE / IMPULSOR DE PARTIDA

FOTO / Photo pg. 246

APLICAÇÃO / Application / Aplicación

Case: EHC - John Deere: Especial/Special

MOTOR

Nippondenso: 128000533 | 128000597 | 128000723 | 228000136 | 228000138 | 228000139 | 228000140

EQUIVALENTE / Equivalent

Lester: 17353 | 17618 | 17624 | 17625 | 17633 | 18272 - Nippondenso: 0283007530

0950

IMPULSOR DE PARTIDA DO MOTOR DE ARRANQUE
STARTER DRIVE / IMPULSOR DE PARTIDA

FOTO / Photo pg. 246

APLICAÇÃO / Application / Aplicación

John Deere: Cefeiro Front F911 Kawasaki 22HP | Kawasaki motores pequenos FD620Dv - Vários Modelos | Tratores Cub Cadet Compact 3205 Kawasaki 20HP Gas 1998...1999 | Tratores de Grama 445 Kawasaki 22HP Gas | Turf Vehicle Kawasaki 18HP | Utility Vehicle (UTV) 1800 Golf Kawasaki 18HP | Utility Vehicle (UTV) Gator HPX Kawasaki 20HP

MOTOR

Nippondenso: 1280003540 | 1280009360

EQUIVALENTE / Equivalent

Nippondenso: 0283005720

0951

IMPULSOR DE PARTIDA DO MOTOR DE ARRANQUE
STARTER DRIVE / IMPULSOR DE PARTIDA

FOTO / Photo pg. 246

APLICAÇÃO / Application / Aplicación

Suzuki: Corry | Maruti

EQUIVALENTE / Equivalent

Nippondenso: 0283005800 - Suzuki: 3132051A10

0953

IMPULSOR DE PARTIDA DO MOTOR DE ARRANQUE
STARTER DRIVE / IMPULSOR DE PARTIDA

FOTO / Photo pg. 246

APLICAÇÃO / Application / Aplicación

Fiat: 1100TN | 217N | 332 | 352 | 615N e 615N1 | 616 | Campagnolo Diesel

MOTOR

Fiat: 852962 | 4104783 - Magneti Marelli: 63223897 | E1154/24

EQUIVALENTE / Equivalent

Fiat: 879898

0954

IMPULSOR DE PARTIDA DO MOTOR DE ARRANQUE
STARTER DRIVE / IMPULSOR DE PARTIDA

FOTO / Photo pg. 246

APLICAÇÃO / Application / Aplicación

Toyota: Hilux 2.8

MOTOR

Nippondenso: 2280002120 | 2810054380

EQUIVALENTE / Equivalent

Toyota: 2801154380

0957

IMPULSOR DE PARTIDA DO MOTOR DE ARRANQUE
STARTER DRIVE / IMPULSOR DE PARTIDA

FOTO / Photo pg. 246

APLICAÇÃO / Application / Aplicación

Mazda: Especial/Special - Mitsubishi: Canter - Nissan: Especial/Special - Yale: Especial/Special - ZEN: Utiliza Pinhão ZEN 12658 | Utiliza Pinhão ZEN 12659

MOTOR

Mazda: S21118400 | V10118400B - Mitsubishi: M2T54372 | M2T54571 | M2T54572 | M2T56071 | M2T57871 | M2T57881 | M2T60072 | M2T61771 | M2T64372 | M2T64373 | M2T66371 | M2T66872 | M2T66873 | M2T67871 | M2T67872 | M2T67873 | M2T67881 | M2T67882 | M2T67883 | M2T78271 | M3T56471 | M3T57371 | M3T66071 | M3T66072 | M3T66073 | M3T66074 | ME007517 | ME008815 | ME017034 | ME017035 | ME017056 | ME017061 | MG120413

EQUIVALENTE / Equivalent

Mazda: 859924740 - Mitsubishi: ME700121 | 23314T9000 | M357T73171 | M357T76171 | M357T77371 | M605X31971

0958

IMPULSOR DE PARTIDA DO MOTOR DE ARRANQUE
STARTER DRIVE / IMPULSOR DE PARTIDA

FOTO / Photo pg. 246

APLICAÇÃO / Application / Aplicación

General Motors/Chevrolet: Blazer 4.3 V6 - Hyster: Empilhadeira H80XM

MOTOR

Remy: 9000836 | 9000841 | 9000854 | 9000857 | 9000858 | 9000871 | 9000872 | 9000873 | 9000879 | 9000880 | 9000882 | 9000884 | 9000885 | 24506694

EQUIVALENTE / Equivalent

Remy: 10492409

0959

IMPULSOR DE PARTIDA DO MOTOR DE ARRANQUE
STARTER DRIVE / IMPULSOR DE PARTIDA

FOTO / Photo pg. 246

APLICAÇÃO / Application / Aplicación

Ford: Expedition 4.6, 5.4 V8 1999 | Lincoln Navigator 5.4 V8 1999 | Pick Up série F 4.2 (V6), 4.6 e 5.4 (V8), 6.8 (V10) 1999

MOTOR

Ford: F81U11000AC

EQUIVALENTE / Equivalent

Visteon: STRC019

0960

IMPULSOR DE PARTIDA DO MOTOR DE ARRANQUE
STARTER DRIVE / IMPULSOR DE PARTIDA

FOTO / Photo pg. 246

APLICAÇÃO / Application / Aplicación

Lotus: Elise - Rover: 216 | 620 | 820 | 850

MOTOR

Lucas Indiel: 26692 | 26696 | 26607EJ

EQUIVALENTE / Equivalent

Cargo: 133295 | 133979 - Lucas: TNB176 | 54292179

0961

IMPULSOR DE PARTIDA DO MOTOR DE ARRANQUE
STARTER DRIVE / IMPULSOR DE PARTIDA

FOTO / Photo pg. 247

APLICAÇÃO / Application / Aplicación

Citroën: BX | Xantia | XM | ZX - Ford: Granada | Sierra | Sporpio - Mercedes Benz: E 200 | E 300 - Peugeot: 404 | 405 | 504 2.1, 2.3 diesel | 505 1.6, 1.8, 2.0, 2.3, 2.5 Diesel | 604 | J9

MOTOR

Paris Rhone: D9R89 | D9R99 | D9R112 | D9R118 | D9R122 | D9R135 - Valeo: D9R89 | D9R99 | D9R112 | D9R118 | D9R119 | D9R135 | D9R149

EQUIVALENTE / Equivalent

Paris Rhone: 180827 | 184530 - Valeo: NE776 | NE832 | 182176 | 185675 | 186456 | 594042

0962

IMPULSOR DE PARTIDA DO MOTOR DE ARRANQUE
STARTER DRIVE / IMPULSOR DE PARTIDA

FOTO / Photo pg. 247

APLICAÇÃO / Application / Aplicación

Ford: Courier 1.8 diesel | Escort 1.6 diesel | Fiesta 1.6 diesel | Mondeo 1.8 Turbo Diesel | Orion 1.6 diesel

MOTOR

Bosch: 0001110013 | 0001110019 | 0001110043 | 0001110044 | 0001110051 | 0001110064 | 0001110065 | 0001110088 | 0001110104 | 0001110105

EQUIVALENTE / Equivalent

Bosch: 1006209560 | 1006209569 | 1006209908 - Lucas Indiel: 224062

0965

IMPULSOR DE PARTIDA DO MOTOR DE ARRANQUE
STARTER DRIVE / IMPULSOR DE PARTIDA

FOTO / Photo pg. 247

APLICAÇÃO / Application / Aplicación

Citroën: C3 - Fiat: 147 1.1 e 1.3 1973...1986 | Duna 60, 70 e Weekend 1986...1990 | Elba 1.0, 1.3, 1.5 SOHC 1985 | Fiorino 1.0, 1.3, 1.5 1985 | Oggi 1.1, 1.3 1973...1986 | Palio 1.0 8V e 16V, 1.3 16V, 1.5 EL Mpi e ELX Mpi, 1.8 - Ford: Courier 1.0L / 1.6L Zetec Rocam | EcoSport 1.0L / 1.6L Zetec Rocam | EcoSport 1.0L Supercharger | Escort 1.6L Zetec Rocam | Fiesta 1.0L / 1.6L / Zetec Rocam 1999 | Ka 1.0L / 1.6L Zetec Rocam | Novo Fiesta 1.0L / 1.6L Zetec Rocam | Novo Fiesta 1.0L Supercharger - Nissan: March 1.0 16V - Peugeot: 106 | 206 1.0 16V / 1.4 / 1.6 / 1.6 16V | 207 - Renault: Clio | Clio 1.0 / 1.0 16V / 1.6 16V | Kangoo 1.0 / 1.0 16V / 1.2 / 1.6 16V | Logan 1.0 16v | Twingo 1.0 / 1.2

MOTOR

Ford: 3S6511000AA | 3S6511000CA - Valeo: D7E1 | D7E5 | D7E16 | D7E23 | D7E24 | D7E35 | D7E37 | D7E39 | D7E52

0965

IMPULSOR DE PARTIDA DO MOTOR DE ARRANQUE
STARTER DRIVE / IMPULSOR DE PARTIDA

FOTO / Photo pg. 247

EQUIVALENTE / Equivalent

Lucas Indiel: 229989 - Valeo: 060527 | 080327 | NE949 | 100327 | 187336 | 187863 | 187996 | 188251 | 220527 | 250527 | 260412 | 290212 | 290327 | 492828 | 494828 | 494832 | 594287

0969

IMPULSOR DE PARTIDA DO MOTOR DE ARRANQUE
STARTER DRIVE / IMPULSOR DE PARTIDA

FOTO / Photo pg. 247

APLICAÇÃO / Application / Aplicación

BMW: 318i | 324D | 524D

MOTOR

Magnetit Marelli: 63111000 | 63223435 | 63223639

0970

IMPULSOR DE PARTIDA DO MOTOR DE ARRANQUE
STARTER DRIVE / IMPULSOR DE PARTIDA

FOTO / Photo pg. 247

APLICAÇÃO / Application / Aplicación

Case: Cefeiras 6000 e 6500 W Motor NCE 4-390 | Escavadeira 1088 | Retroescavadeira Cummins | Trator 5100 1987...1992 - Cummins: Motores

MOTOR

Bosch: 0001367072 | 0001368069 | 0001368083 | 0001369007 | 0001369019 | 0001369025 - Case: A181642 | A187597 | 114799A1 | P941519Q - Cummins: 3283312 | 3283812

EQUIVALENTE / Equivalent

Bosch: 2006209458 | 2006209543

0972

IMPULSOR DE PARTIDA DO MOTOR DE ARRANQUE
STARTER DRIVE / IMPULSOR DE PARTIDA

FOTO / Photo pg. 247

APLICAÇÃO / Application / Aplicación

Seat: Especial/Special - Volkswagen: Golf | Passat 1.9 Diesel | Polo

MOTOR

Bosch: 0001124011 | 0001125003 | 0001125039

EQUIVALENTE / Equivalent

Bosch: 1006209643 | 1006209759 - Lucas Indiel: 224072

0975

IMPULSOR DE PARTIDA DO MOTOR DE ARRANQUE
STARTER DRIVE / IMPULSOR DE PARTIDA

FOTO / Photo pg. 247

APLICAÇÃO / Application / Aplicación

Ford: Escort 1.8 EFI ...08/1995 | Fiesta 0.9 e 1.0 1996

MOTOR

Ford: 95FB11000BC | 95FB11000BD | 95FB11000BG - Magnetit Marelli: 63223538 | 63293538

EQUIVALENTE / Equivalent

Ford: F5BU11350AA - Lucas: 54294813 - Lucas Indiel: 224075

0976

IMPULSOR DE PARTIDA DO MOTOR DE ARRANQUE
STARTER DRIVE / IMPULSOR DE PARTIDA

FOTO / Photo pg. 247

APLICAÇÃO / Application / Aplicación

Citroën: Ax | Berlingo | C3 1.1i, 1.4i, 1.6 16V | Saxo 1.0, 1.4 | Xsara 1.4i 07/1997...08/2000 | Xsara Picasso 2.0 16V. | ZX 1.0, 1.4 - Fiat: Doblo 1.6 16V | Palio Fire 2001 | Palio Weekend 1.6 16V Fire 2001 | Palio Weekend Adventur 1.6 16V Fire 2001 | Siena 1.6 MPI 16V | Strada 2003 - Mercedes Benz: C 240 | C 280 | C 280 T - Modell | CLK 320 Coupe - Peugeot: 106 | 205 | 206 | 306 | 405 1.6 | Boxer | Partner Furgonato 1.1, 1.4 | Partner Van, Limousine - Renault: Megane 2.0 16V

MOTOR

Bosch: 0001106011 | 0001106014 | 0001106015 | 0001107047 | 0001107063 | 0001107077 | 0001107091 | 0001107098 | 0001108171 | 0001108176 | 0001108184 | 0001112007 | 0001112019 | 0001112041 | 0001112044 | 0001115006 | 0001116003

EQUIVALENTE / Equivalent

Bosch: 1006209624 | 1006209633 | 1006209692 | 1006209696 | 1006209706 | 1006209715 | 1006209944 | 9008045049 | F000AL1324 | F000AL1683 - Lucas Indiel: 224076

0977

IMPULSOR DE PARTIDA DO MOTOR DE ARRANQUE
STARTER DRIVE / IMPULSOR DE PARTIDA

FOTO / Photo pg. 247

APLICAÇÃO / Application / Aplicación

Mercury Marine: Mercury Cruiser Marine

0977

IMPULSOR DE PARTIDA DO MOTOR DE ARRANQUE
STARTER DRIVE / IMPULSOR DE PARTIDA

FOTO / Photo pg. 247

MOTOR

Remy: 1109359 | 1109360

EQUIVALENTE / Equivalent

Lester: 3277 | 3366 | 4235 | 4236 | 4270 | 4271 | 6736 | 6738 - Remy: 1937554 | 1974655

0978

IMPULSOR DE PARTIDA DO MOTOR DE ARRANQUE
STARTER DRIVE / IMPULSOR DE PARTIDA

FOTO / Photo pg. 247

APLICAÇÃO / Application / Aplicación

General Motors/Chevrolet: D20 03/1992... | D6000 03/1992... | GMC 6100 Maxion 4 Cil. 2001 | Silverado Maxion S4 Diesel - Massey Ferguson: 265 04/1976... - Perkins: Maxion

MOTOR

Lucas Indiel: 35258540 | 35258710

EQUIVALENTE / Equivalent

Lucas Indiel: 220310 | 224078 | 229027 | 35259027 | 35260310 | 35260810

0981

IMPULSOR DE PARTIDA DO MOTOR DE ARRANQUE
STARTER DRIVE / IMPULSOR DE PARTIDA

FOTO / Photo pg. 247

APLICAÇÃO / Application / Aplicación

BRP: GTX

MOTOR

Johnson Electric: 420890632

EQUIVALENTE / Equivalent

Johnson Electric: 420888994 | 10328720DV30SM

0983

IMPULSOR DE PARTIDA DO MOTOR DE ARRANQUE
STARTER DRIVE / IMPULSOR DE PARTIDA

FOTO / Photo pg. 247

APLICAÇÃO / Application / Aplicación

Peugeot: 504 | 505 diesel XD2

MOTOR

Lucas Indiel: 35258690

EQUIVALENTE / Equivalent

Lucas Indiel: 35259037 | 35260590

0985

IMPULSOR DE PARTIDA DO MOTOR DE ARRANQUE
STARTER DRIVE / IMPULSOR DE PARTIDA

FOTO / Photo pg. 247

APLICAÇÃO / Application / Aplicación

Fiat Allis: Pá Carregadeira FR128 | Trator de Esteira 7D - Mercedes Benz: 915 c Accelo | Axor 1933 | Caminhão 1418L, 1718, 1725, 2423, 2428 | Caminhão 712C, 715, 714C, 1418 EL | Caminhão 915C, 1215, 1218EL, 1218L | Caminhão e Ônibus Eletrônicos C/ Motor OM904, OM906, OM924, OM926 | Especial/Special | Família Atego 1315, 1418, 1518, 1718, 1725, 2425 24V OM 904, OM 906, OM 924 e OM 926 | Família Atego L1318, 2423B, 2423K, L1620 Chassi de ônibus 24V OM 904, OM 906, OM 924 e OM 926 | Família Atego LO 914, 0500M, 0500U, 0500R, OF 1417, OF 1418, OF 1518, OF 1721, OF 1722 24V OM 904, OM 906, OM 924 e OM 926 - TCM Equipment Ag: Série 28MT 12/24V C/ Motor OM904, OM906, OM924, OM926

MOTOR

Mercedes Benz: A0051512201 | A0051517601 - Remy: 10479626 | 10479650 | 10479654

EQUIVALENTE / Equivalent

Remy: 10457362 | 10457368 | 10503933

0989

IMPULSOR DE PARTIDA DO MOTOR DE ARRANQUE
STARTER DRIVE / IMPULSOR DE PARTIDA

FOTO / Photo pg. 247

APLICAÇÃO / Application / Aplicación

Volkswagen: Kombi Refrigerada a água

MOTOR

Bosch: F000AL0306

EQUIVALENTE / Equivalent

Bosch: F000AL1152 | F000AL1707

0990

IMPULSOR DE PARTIDA DO MOTOR DE ARRANQUE
STARTER DRIVE / IMPULSOR DE PARTIDA

FOTO / Photo pg. 247

APLICAÇÃO / Application / Aplicación

Fiat: Duna - Ford: Escort L Zetec | Focus | Mondeo 1.8 e 2.0

MOTOR

Lucas Indiel: 35258760 | 35258850 | 35261250

EQUIVALENTE / Equivalent

Lucas Indiel: 220625 | 224090 | 35260625

0991

IMPULSOR DE PARTIDA DO MOTOR DE ARRANQUE
STARTER DRIVE / IMPULSOR DE PARTIDA

FOTO / Photo pg. 247

APLICAÇÃO / Application / Aplicación

Agrale: Micro Ônibus Volare (Marcopolo) MWM 407 TCA 10/1998... - Ford: F250 MWM - General Motors/Chevrolet: Silverado MWM Diesel - MWM: Motor 06CL Sprint (GM Silverado)

MOTOR

Lucas Indiel: 35258580 | 35258910 | 35261305 - Prestolite: 35259890

EQUIVALENTE / Equivalent

Lucas Indiel: 224091 | 229033 | 35259033 | 35260500

0996

IMPULSOR DE PARTIDA DO MOTOR DE ARRANQUE
STARTER DRIVE / IMPULSOR DE PARTIDA

FOTO / Photo pg. 248

APLICAÇÃO / Application / Aplicación

Yale: Empilhadeira

0997

IMPULSOR DE PARTIDA DO MOTOR DE ARRANQUE
STARTER DRIVE / IMPULSOR DE PARTIDA

FOTO / Photo pg. 248

APLICAÇÃO / Application / Aplicación

BMW: 316, 318, 325 série E36 | 728 série E38 | BMW série 5 e série E34 - E36 Todos os tipos exceto diesel

MOTOR

Bosch: 0001107062 | 0001108157 | 0001108169

EQUIVALENTE / Equivalent

Bosch: 1006209634 | 1006209660 | 1006209779 | 1006209792 - Lucas Indiel: 224097

0998

IMPULSOR DE PARTIDA DO MOTOR DE ARRANQUE
STARTER DRIVE / IMPULSOR DE PARTIDA

FOTO / Photo pg. 248

APLICAÇÃO / Application / Aplicación

Fiat: Brava 1.8 HGT | Marea 1.8 MPI 16V | Marea 2.0 20v | Marea 2.0 MPI 20v Turbo | Marea 2.4 20v | Marea Turbo | Marea Weekend 1.8 MPI 16V | Marea Weekend 2.0 MPI 20V Turbo - Toyota: Corolla 2000 | Fielder 2010... | Hilux 2.7 2010...

MOTOR

Bosch: 0001107030 | 0001107066 | 0001107078 | 0001107079 | 0001108181 | F000AL0102 | F000AL0110 | F00MAL0110 - Fiat: 46468696 - Toyota: 281000C060

EQUIVALENTE / Equivalent

Bosch: 1006209607 | 1006209675 | F000AL1200 | F000AL1250 | F000AL1695 - Fiat: 9947838 - Lucas Indiel: 224098

0999

IMPULSOR DE PARTIDA DO MOTOR DE ARRANQUE
STARTER DRIVE / IMPULSOR DE PARTIDA

FOTO / Photo pg. 248

APLICAÇÃO / Application / Aplicación

Fiat: Palio 1.6 | Palio Weekend | Siena 16V 1.6 | Strada

MOTOR

Magnet Marelli: 63103007 | 63103008

EQUIVALENTE / Equivalent

Lucas Indiel: 224099

1001

IMPULSOR DE PARTIDA DO MOTOR DE ARRANQUE
STARTER DRIVE / IMPULSOR DE PARTIDA

FOTO / Photo pg. 248

APLICAÇÃO / Application / Aplicación

BMW: D35 1.4 11/1979...07/1987 | D50 2.1 11/1979...07/1987

MOTOR

Bosch: 0001366026

1001IMPULSOR DE PARTIDA DO MOTOR DE ARRANQUE
STARTER DRIVE / IMPULSOR DE PARTIDA

FOTO / Photo pg. 248

EQUIVALENTE / Equivalent

Bosch: 2006209486

1002IMPULSOR DE PARTIDA DO MOTOR DE ARRANQUE
STARTER DRIVE / IMPULSOR DE PARTIDA

FOTO / Photo pg. 248

APLICAÇÃO / Application / Aplicación

KHD: BF4L 1011 2.7 jun/89 | F2L 1011 1.4 jun/89 | F3L 1011 2.0 jun/89 | F4L 1011 2.7 jun/89

MOTOR

Bosch: 0001368077

EQUIVALENTE / Equivalent

Bosch: 2006209461

1003IMPULSOR DE PARTIDA DO MOTOR DE ARRANQUE
STARTER DRIVE / IMPULSOR DE PARTIDA

FOTO / Photo pg. 248

APLICAÇÃO / Application / Aplicación

Saab: Marine 2G 1.6L 1977...1983 | Marine 2GRG 1.6L 1977...1983 | Marine 2J 1.9L 1977...1988 | Marine 2JRG 1.9L 1977...1985 | Marine G 0.8L 1977...1979 | Marine GA 0.8L 1961...1979 | Marine GAG 0.9L 1961...1979

MOTOR

Bosch: 0001362085 | 0001362094 | 0001362099

EQUIVALENTE / Equivalent

Bosch: 2006209433 - Lucas Indiel: 220406

1004IMPULSOR DE PARTIDA DO MOTOR DE ARRANQUE
STARTER DRIVE / IMPULSOR DE PARTIDA

FOTO / Photo pg. 248

APLICAÇÃO / Application / Aplicación

Lamborghini: Diablo 5.7

MOTOR

Bosch: 0001362104

EQUIVALENTE / Equivalent

Bosch: 2006209429 | 2006209490

1005IMPULSOR DE PARTIDA DO MOTOR DE ARRANQUE
STARTER DRIVE / IMPULSOR DE PARTIDA

FOTO / Photo pg. 248

APLICAÇÃO / Application / Aplicación

Agría: 4900 - Carraro: Super Tigre 625

MOTOR

Bosch: 0001362094 | 0001366005 | 0001366006 | 0001366013 | 9000143204

EQUIVALENTE / Equivalent

Bosch: 2006209488

1011IMPULSOR DE PARTIDA DO MOTOR DE ARRANQUE
STARTER DRIVE / IMPULSOR DE PARTIDA

FOTO / Photo pg. 248

APLICAÇÃO / Application / Aplicación

Nissan: Micra

EQUIVALENTE / Equivalent

Bosch: 1006209932

1013IMPULSOR DE PARTIDA DO MOTOR DE ARRANQUE
STARTER DRIVE / IMPULSOR DE PARTIDA

FOTO / Photo pg. 248

APLICAÇÃO / Application / Aplicación

TCM Equipment Ag: 37 MT Séries DD Starters

1016IMPULSOR DE PARTIDA DO MOTOR DE ARRANQUE
STARTER DRIVE / IMPULSOR DE PARTIDA

FOTO / Photo pg. 248

APLICAÇÃO / Application / Aplicación

Hitachi: Maxima | Tsuru Altima

1016IMPULSOR DE PARTIDA DO MOTOR DE ARRANQUE
STARTER DRIVE / IMPULSOR DE PARTIDA

FOTO / Photo pg. 248

EQUIVALENTE / Equivalent

Hitachi: 211445016 - Nissan: 2331231U00

1017IMPULSOR DE PARTIDA DO MOTOR DE ARRANQUE
STARTER DRIVE / IMPULSOR DE PARTIDA

FOTO / Photo pg. 248

APLICAÇÃO / Application / Aplicación

Audi: A3 2002 - Infiniti: I30 3.0 - Nissan: Maxima II 2.0 - 3.0 V6 24V | Maxima III QX 2.0 - 3.0 - Volkswagen: Bora 1.8 T | Bora 2.3 V5 4 Motion | Golf IV 1.8 GTI Turbo | Golf IV 2.8 V6 | Sharan 1.8 T 20V

MOTOR

Hitachi: S114875 | S114801B | S114801C - Nissan: 2330031U02

EQUIVALENTE / Equivalent

Hitachi: 211445100 - Nissan: 2331231U01

1018IMPULSOR DE PARTIDA DO MOTOR DE ARRANQUE
STARTER DRIVE / IMPULSOR DE PARTIDA

FOTO / Photo pg. 248

APLICAÇÃO / Application / Aplicación

Nissan: Almera e Sunny - Subaru: Forester 2.0 | Impreza 1.6, 1.8, 2.0 2WD e 4WD | Justy 1.0 | Legacy 2.0, 2.2 e 2.5

MOTOR

Mitsubishi: MOT80285 | M1T77181

EQUIVALENTE / Equivalent

Mitsubishi: M191T16771 | M191T16971 | M191X16771 | M191X16971 - Nissan: 23312AA050

1019IMPULSOR DE PARTIDA DO MOTOR DE ARRANQUE
STARTER DRIVE / IMPULSOR DE PARTIDA

FOTO / Photo pg. 248

APLICAÇÃO / Application / Aplicación

Mercury: Van Villager 6 cil. 3.0L 182cid 1993...1998 - Nissan: Van Quest 6 cil. 3.0L 2960cc 181cid 1993...1998

EQUIVALENTE / Equivalent

Ford: F4XY11350B - Motorcraft: SDE354 - Nissan: 233540B710

1020IMPULSOR DE PARTIDA DO MOTOR DE ARRANQUE
STARTER DRIVE / IMPULSOR DE PARTIDA

FOTO / Photo pg. 248

APLICAÇÃO / Application / Aplicación

Nissan: 200 SX | Sentra

MOTOR

Hitachi: S114750 | S114800 | S114816 | S114766A | S114775A

EQUIVALENTE / Equivalent

Hitachi: 211415016 - Nissan: 2331250Y01

1021IMPULSOR DE PARTIDA DO MOTOR DE ARRANQUE
STARTER DRIVE / IMPULSOR DE PARTIDA

FOTO / Photo pg. 249

APLICAÇÃO / Application / Aplicación

Nissan: Altima L4 2.4L 2389cc 1993...1997

MOTOR

Hitachi: S114754 | S114754A - Nissan: 233001E400 | 233001E400R

EQUIVALENTE / Equivalent

Nissan: 233121E400

1022IMPULSOR DE PARTIDA DO MOTOR DE ARRANQUE
STARTER DRIVE / IMPULSOR DE PARTIDA

FOTO / Photo pg. 249

APLICAÇÃO / Application / Aplicación

Agrale: Micro Ônibus Volare (Marcopolo) MWM 407 TCA 10/1998... - Fiat: Ducato - Ford: F250 MWM | F350 - General Motors/Chevrolet: Silverado MWM - MWM: F250 Motor 6.07TCA 03/1999... - Peugeot: Boxer 2.8 HDI

MOTOR

Bosch: 0001223010 | 0001223013

EQUIVALENTE / Equivalent

Bosch: 6033AD0270 | 6033AD0414

1023

IMPULSOR DE PARTIDA DO MOTOR DE ARRANQUE
STARTER DRIVE / IMPULSOR DE PARTIDA

FOTO / Photo pg. 249

APLICAÇÃO / Application / Aplicación

Citroën: Berlingo 1.8 D, 1.9 D e 2.0 HDi - Fiat: Scudo TD - JPX: Jeep - Mercedes Benz: Sprinter - Peugeot: 405 Diesel | Partner - Renault: Clio D | Express D | Megane D | R 19 D | R 21 D - Volvo: Volvo 400 TD | Volvo 460 TD

MOTOR

Mercedes Benz: 0051511301 - Valeo: D7R5 | D7R8 | D7R9 | D7R12 | D7R13 | D7R16 | D7R18 | D7R20 | D7R25 | D7R26 | D7R27 | D7R40 | D7R43 | D7R46 | D7R49 | D8R27 | D8R49 | D7RE46

EQUIVALENTE / Equivalent

Lucas Indiel: 220407 - Valeo: NE834 | 185915 | 584135 | 584185 | 594185

1024

IMPULSOR DE PARTIDA DO MOTOR DE ARRANQUE
STARTER DRIVE / IMPULSOR DE PARTIDA

FOTO / Photo pg. 249

APLICAÇÃO / Application / Aplicación

Citroën: XM 2.5 TD - Fiat: 127 | Panda 30 - 45 | Ritmo 60 | Uno 45 - Ford: Ranger 2.5 TD - Hyundai: HR - Mazda: B2500D - Mitsubishi: 4D56 | L200 2.5 D 4WD | L300 2.5 D e TD 4X4 | Pajero 2.5 td | Space Gear 2.5 d

MOTOR

Mitsubishi: M2T80582 | M2T84071 | M2T84171 | M2T84571 | M2T87071 | M2T87171 | M2T87271 | M2T87471 | M2T87871 | MD315548 | M002T87071 | M002T87171ZT

EQUIVALENTE / Equivalent

Cargo: 139541 - Lucas Indiel: 220408 - Mitsubishi: MD312858 | MD618963 | M191T15071 | M191T68071 | M191X68071

1025

IMPULSOR DE PARTIDA DO MOTOR DE ARRANQUE
STARTER DRIVE / IMPULSOR DE PARTIDA

FOTO / Photo pg. 249

APLICAÇÃO / Application / Aplicación

Fiat Iveco: Ducato 719 2.8 | Ducato 720 2.8 | Ducato 721 2.8 | Ducato 722 2.8 | Ducato 723 2.8 | Ducato 724 2.8 | Ducato 725 2.8 | Ducato 726 2.8 | Ducato 729 2.8
Peugeot: Boxer

MOTOR

Fiat: 131955508 - Magneti Marelli: 63114014 | 83226569 | 85541700

EQUIVALENTE / Equivalent

Fiat: 9948135

1026

IMPULSOR DE PARTIDA DO MOTOR DE ARRANQUE
STARTER DRIVE / IMPULSOR DE PARTIDA

FOTO / Photo pg. 249

APLICAÇÃO / Application / Aplicación

Ford: F350 Cummins - Mitsubishi: Especial/Special

MOTOR

Bosch: 0001223500

EQUIVALENTE / Equivalent

Bosch: 6033AD0091 | 6033ADO091 - Lucas Indiel: 229983

1027

IMPULSOR DE PARTIDA DO MOTOR DE ARRANQUE
STARTER DRIVE / IMPULSOR DE PARTIDA

FOTO / Photo pg. 249

APLICAÇÃO / Application / Aplicación

Ford: F250 Cummins | F4000 Cummins

MOTOR

Bosch: 0001223505 | 0001223555

EQUIVALENTE / Equivalent

Bosch: 6033AD0284 | 6033ADO284 | 9033ADO284 - Lucas Indiel: 229984

1030

IMPULSOR DE PARTIDA DO MOTOR DE ARRANQUE
STARTER DRIVE / IMPULSOR DE PARTIDA

FOTO / Photo pg. 249

APLICAÇÃO / Application / Aplicación

Citroën: XM 2.1 diesel | XM 2.1 turbo diesel - Suzuki: Vitara - Yanmar: Micro trator

MOTOR

Bosch: 0001109026

EQUIVALENTE / Equivalent

Bosch: 1006209646

1031

IMPULSOR DE PARTIDA DO MOTOR DE ARRANQUE
STARTER DRIVE / IMPULSOR DE PARTIDA

FOTO / Photo pg. 249

APLICAÇÃO / Application / Aplicación

Citroën: Berlingo 1.8, 1.8 d | Evasion 1.8, 2.0, 2.0 turbo | Jumper 2.0 | Picasso 1.8 16V | Xantia 1.6, 1.8 8V /16V, 2.0 8V/16V, 2.0 CT turbo, 2.0 HDI | XM 2.0 CT Turbo, 2.0.i | Xsara 1.8, 1.8 16V, 2.0 16V, 2.0 16V VTS | ZX 1.6, 1.8 16V, 1.9, 2.0i - Fiat: Ulysse 1.8/2.0 - Lancia: Z (Zeta) 2.0 16V, 2.0ie, Turbo - Mercedes Benz: 280E | 320E | C280 | Classe A 160 CDI e 170 CDI | E 250D Turbo (210) BG, GR, H, I, IS, HR, P, SLO, TR | E 250DT (210) i | E 259D Turbo (210) | E280 | E300 | E320 | S280 | S321 | Sprinter 208D | Sprinter 210D | Sprinter 212D | Sprinter 308 D | Sprinter 312 D | Sprinter 408D | Sprinter 410 D | Sprinter 412D | Vario 812 D | Vito 108 D | Vito 110 D
Peugeot: 306 1.8/2.0 | 405 1.6 GL, 1.8i, 1.9 GR,SRi, 2.0i | 406 1.6/1.8 16V/2.0 16V/2.0 Turbo | 605 2.0 | 806 2.0 | 806 2.0 turbo | Boxer 2.0 | Expert 1.8 | Partner 1.8
Renault: Clio 1.9 Diesel | Megane 1.9 d | R 19 1.9 d | Safrane 2.2i

MOTOR

Bosch: 0001108183 | 0001108217 | 0001108218 | 0001109014 | 0001109036 | 0001109250 | 0001110112 | 0001115001 | 0001115008

EQUIVALENTE / Equivalent

Bosch: 1006209631 | 1006209635 | 1006209678 - Lucas Indiel: 220409

1033

IMPULSOR DE PARTIDA DO MOTOR DE ARRANQUE
STARTER DRIVE / IMPULSOR DE PARTIDA

FOTO / Photo pg. 249

APLICAÇÃO / Application / Aplicación

Alfa Romeo: Alfa 145 1998... | Alfa 146 1.9 JTD 1998... | Alfa 147 1.9 JTD 2000... | Alfa 156 1.9 JTD 1997...2000 - BMW: 324 1996... | 325 1996... | 525 1996... | 725 TDS 12V 1996... - Fiat: Brava 1.9 JTD 1997...1998 | Doblo 1.9 2000... | Marea 1.9 1996... | Multipla | Punto 2001... | Stilo 2001... - Lancia: Lybra - Opel: Frontera 2.5 1996... | Omega 2.5 TD, 2.5 XTD

MOTOR

Bosch: 0001109025 | 0001109030 | 0001109033 | 0001109035 - Fiat: 46473784

EQUIVALENTE / Equivalent

Bosch: 1006209645

1036

IMPULSOR DE PARTIDA DO MOTOR DE ARRANQUE
STARTER DRIVE / IMPULSOR DE PARTIDA

FOTO / Photo pg. 249

APLICAÇÃO / Application / Aplicación

Tigershark: Jet Ski Mod. 770 Twin, 900, 1000 e 1100

MOTOR

Tigershark: 3008093 | 3008327 | 3008536

1037

IMPULSOR DE PARTIDA DO MOTOR DE ARRANQUE
STARTER DRIVE / IMPULSOR DE PARTIDA

FOTO / Photo pg. 249

APLICAÇÃO / Application / Aplicación

Citroën: Berlingo 1.8, 1.8 d | Evasion 1.8, 2.0, 2.0 turbo | Jumper 2.0 | Picasso 1.8 16V, ZX 1.6, 1.8 16V, 1.9, 2.0i | Xantia 1.6, 1.8 8V /16V, 2.0 8V/16V, 2.0 CT turbo, 2.0 HDI | XM 2.0 CT Turbo, 2.0.i | Xsara 1.8, 1.8 16V, 2.0 16V, 2.0 16V VTS - Mercedes Benz: 406 1.6/1.8 16V/2.0 16V/2.0 Turbo | Classe A 160 CDI e 170 CDI | E 250D Turbo (210) BG, GR, H, I, IS, HR, P, SLO, TR | E 250DT (210) i | E 259D Turbo (210) | Sprinter 208D | Sprinter 210D | Sprinter 212D | Sprinter 308 D | Sprinter 312 D | Sprinter 408D | Sprinter 410 D | Sprinter 412D - Peugeot: 306 1.8/2.0 | 405 1.6 GL, 1.8i, 1.9 GR,SRi, 2.0i | 605 2.0 | 806 2.0, 2.0 turbo | Boxer 2.0 | Expert 1.8 | Partner 1.8 - Renault: Clio 1.9 Diesel | Megane 1.9 d | R 19 1.9 d | Safrane 2.2i - Ssangyong: Especial/Special

MOTOR

Bosch: 0001108183 | 0001108217 | 0001108218 | 0001109014 | 0001109036 | 0001110112 | 0001115001 | 0001115008

EQUIVALENTE / Equivalent

Bosch: F005M10053

1038

IMPULSOR DE PARTIDA DO MOTOR DE ARRANQUE
STARTER DRIVE / IMPULSOR DE PARTIDA

FOTO / Photo pg. 249

APLICAÇÃO / Application / Aplicación

Mercedes Benz: 1215 C | 712 C | 817-1517 1996... | 914 2000 | 915 | Atego 1998... | Axor 1998... | Citaro 1998... | Econic 1998... | L1218 | L1418 | L1618 M | L1622 | L2423 - New Holland: Trator

MOTOR

Bosch: 0001230001 | 0001230006 | 0001230012 | 0001230013 | 0001231002 | 0001231003 | 0001231005 | 0001231018 | 0001231033

EQUIVALENTE / Equivalent

Bosch: 6033AD0442 | 6033AD0462 | 6033AD3006 | 6033AD3108 | 6033AD3244 | 6033AD3850 | 6033AD4034 | 6033AD4118 | 6033AD4148 | 6033ADO462 | 9002336236
Cargo: 139056 - KHD: 01319755 | 01319806 - Mercedes Benz: 0011511813 | 0011513213

1042

IMPULSOR DE PARTIDA DO MOTOR DE ARRANQUE
STARTER DRIVE / IMPULSOR DE PARTIDA

FOTO / Photo pg. 249

APLICAÇÃO / Application / Aplicación

Marine Electric: Especial/Special

1043

IMPULSOR DE PARTIDA DO MOTOR DE ARRANQUE
STARTER DRIVE / IMPULSOR DE PARTIDA

FOTO / Photo pg. 249

APLICAÇÃO / Application / Aplicación

Fiat Iveco: Engines BF4L1011 2.71L - 2732cc 1995...2003 | Engines F2L1011 1.4L - 1366cc 1996...2004 | Engines F3L1011 2.0L - 2049cc 1996...2002 | Engines F3L1011 2.0L - 2049cc 2003...2004 | Engines F4L1011 2.7L - 2732cc 1996...2004 - ZEN: Utiliza Pinhão ZEN 9495

MOTOR

Mitsubishi: M1T50471 | M2T50181 | M2T50481 | M2T50485 | M2T52181 | M2T52681 | M2T52881 | M2T52882 | M2T53083 | M2T53181 | M2T53781 | M2T53785 | M2T54085 | M2T58581 | MD099673 | MM115518 - Nissan: 2330018C70 | 23300H9112 | 23300N5911 | 23300W1011 | 23300W7011

EQUIVALENTE / Equivalent

Citroën: 95562677 - Mitsubishi: MD607540 | MM502531 | M357T70171 | M357T70771 | M357T707971 - Nissan: 23354N5912

1046

IMPULSOR DE PARTIDA DO MOTOR DE ARRANQUE
STARTER DRIVE / IMPULSOR DE PARTIDA

FOTO / Photo pg. 249

APLICAÇÃO / Application / Aplicación

Mitsubishi: E2500 Diesel XA | E3000 | Fuso Canter 20, 30, 35, 4d31T 1987 | Fuso Canter 3600, 33, 4D30, 31, 32 1998 | Fuso Canter 4DRS 1984 ...1988 | Light Bus HÁ | Wheel Loader S4E - Nissan: Fork Lifts - ZEN: Utiliza pinhão ZEN 12812

MOTOR

Mitsubishi: 232415 | M2T55271 | M2T56471 | M2T56472 | M2T57881 | M2T61771 | M2T65271 | M2T65272 | M2T67881 | M2T67882 | M2T67883 | M2T69081 | M2T72871 | M2T74371 | M2T78381 | M2T78481 | M2T78482

EQUIVALENTE / Equivalent

Mitsubishi: ME700972 | M357T72671 | M357T72672 | M357X72672 | M357X85273

1047

IMPULSOR DE PARTIDA DO MOTOR DE ARRANQUE
STARTER DRIVE / IMPULSOR DE PARTIDA

FOTO / Photo pg. 250

APLICAÇÃO / Application / Aplicación

Mitsubishi: L200 1997 | Pajero 2.3TD e 2.5 TD - ZEN: Utiliza pinhão ZEN 12812

MOTOR

Mitsubishi: M2T56181 | M2T56182 | M2T56185 | M2T56271 | M2T57771 | M2T74171 | MD069166 | MD070934 | MD084414 | MD164975 | MD164976

EQUIVALENTE / Equivalent

Mitsubishi: 75571 | MD607791 | M357T75571

1048

IMPULSOR DE PARTIDA DO MOTOR DE ARRANQUE
STARTER DRIVE / IMPULSOR DE PARTIDA

FOTO / Photo pg. 250

APLICAÇÃO / Application / Aplicación

Daewoo: Tico - General Motors/Chevrolet: Spark - Kia: Rio fev/05 | Spectra 1.6

MOTOR

Daewoo: 31100A78B00

EQUIVALENTE / Equivalent

Daewoo: 93740994 | 3120A78B00 - Kia: 361392X000

1054

IMPULSOR DE PARTIDA DO MOTOR DE ARRANQUE
STARTER DRIVE / IMPULSOR DE PARTIDA

FOTO / Photo pg. 250

APLICAÇÃO / Application / Aplicación

Kia: Pride

MOTOR

Mitsubishi: MB30118X45

1056

IMPULSOR DE PARTIDA DO MOTOR DE ARRANQUE
STARTER DRIVE / IMPULSOR DE PARTIDA

FOTO / Photo pg. 250

APLICAÇÃO / Application / Aplicación

Autobianchi: Especial/Special - Citroën: Especial/Special - Fiat: Especial/Special - Lancia: Especial/Special - Opel: Especial/Special - Peugeot: Especial/Special - Renault: Especial/Special - Seat: Especial/Special - Talbot: Especial/Special - Vauxhall: Especial/Special - Volvo: Especial/Special - Zastava: Especial/Special

1056

IMPULSOR DE PARTIDA DO MOTOR DE ARRANQUE
STARTER DRIVE / IMPULSOR DE PARTIDA

FOTO / Photo pg. 250

MOTOR

Iskra: 11130029 | 11130102 | 11130162 | 11130166 | 11130217 | 11130218 | 11130219 | 11130234 | 11130266

EQUIVALENTE / Equivalent

Iskra: 16900089

1057

IMPULSOR DE PARTIDA DO MOTOR DE ARRANQUE
STARTER DRIVE / IMPULSOR DE PARTIDA

FOTO / Photo pg. 250

APLICAÇÃO / Application / Aplicación

Mercedes Benz: C 200 2.0, 55KW - Diesel 03/1993...08/1995 | C 200 2.0, 65KW - Diesel 09/1996... | C 200 T 2.2, 70KW - Diesel 05/1996... | C 220 2.2, 70KW - Diesel 08/1993... | C 250 turbo 2.5, 110KW - Diesel 09/1995... | E 200 2.0, 65KW - Diesel 03/1997... | E 220 2.2, 70KW - Diesel 06/1995... | E 250 2.5, 83KW - Diesel 06/1995... | E 250 T 2.5, 83KW - Diesel 05/1996... | E 290 turbo T 2.9, 95KW - Diesel 05/1996... | E 290 turbo 2.9, 95KW - Diesel 01/1996... | Sprinter 208 2.3, 58/60KW - Diesel 02/1995... | Sprinter 210 2.9, 75KW - Diesel 01/1997... | Sprinter 212 2.9, 90KW - Diesel 02/1995... | Sprinter 308 2.3, 58KW - Diesel 02/1995... | Sprinter 310 2.9, 75KW - Diesel 01/1997... | Sprinter 312 2.9, 90KW - Diesel 02/1995... | Sprinter 408 2.3, 58KW - Diesel 02/1995... | Sprinter 410 2.9, 75KW - Diesel 01/1997... | Sprinter 412 2.9, 90KW - Diesel 02/1995... | V 230 TD 2.3, 72KW - Diesel 04/1996... | Vario 512 2.9, 90KW - Diesel 09/1996... | Vario 612 2.9, 90KW - Diesel 09/1996... | Vario O 812 2.9, 90KW - Diesel 09/1996...

MOTOR

Bosch: 0001109014

EQUIVALENTE / Equivalent

Bosch: 1006209642

1058

IMPULSOR DE PARTIDA DO MOTOR DE ARRANQUE
STARTER DRIVE / IMPULSOR DE PARTIDA

FOTO / Photo pg. 250

APLICAÇÃO / Application / Aplicación

Renault: Clio 1.0 8v | Clio 1.6i | Clio II 1.9 Diesel | Kangoo 1.9 Diesel - 48KW 10/1997... | Megane 1.9 Diesel | R19 1.9 Diesel | Trafic 1.9 Diesel - 47/48KW 11/1997...

MOTOR

Bosch: 0001108180 | 0001108182 | 0001108186

EQUIVALENTE / Equivalent

Bosch: 1006209671

1059

IMPULSOR DE PARTIDA DO MOTOR DE ARRANQUE
STARTER DRIVE / IMPULSOR DE PARTIDA

FOTO / Photo pg. 250

APLICAÇÃO / Application / Aplicación

Aifo: 8361 05.500 160PS 8,1L 1980...1983 | 8361 25.500 175PS 8,1L 1980...1983 - Astra: BM 201 OM-8360.05.200 8.0L 1980... | BM 201 OM-8360.05.300 8.0L 1979... | BM 44D12R OM-8360.05.200 8.1L 1991... - Benfra: 10 CH Motor Aifo-8361/000 8.1L 1982...1983 | 10 CH Motor Aifo-8361/01 8.1L 1984...1985 | 9.11 Motor Aifo-8361S/000 8.1L 1985...1987 | 9.11 Motor Aifo-8361S/10.00 5.9L 1988...1991 | 9.12 Motor Aifo-8361S/10.00 5.9L 1990... | 9.32 Motor Aifo-8361S/10.00 5.9L 1990... - Fiat: 110 NC OM-8360.04.200 6.9L 1978...1981 | 129.16 8360.05.B 8.1L 1979...1982 | 130 CP3 7.4L 1979...1982 | 130 NC OM-8360.04.300 6.9L 1978...1984 | 130 NC,NR,NT20 8220.02 9.6L 1979...1980 | 130 NC14, NT14 OM-8360.04.200 6.9L 1978...1984 | 150 NC,NT20 8220.02 9.6L 1976...1980 | 150 NC17 OM-8360.03 8.1L 1976...1979 | 159 17 OM-8360.05.254 8.1L 1977...1982 | 160 26 8210.02.020 13,8L 1980...1982 | 50 F10 OM-8340.04.250 4,6L 1978...1982 | 540 DT 8035.02.302 2,6L 1972...1978 | 55 F9 8340.04.4,6L 1977...1979 | 60 F10 OM-8340.04.250 4,6L 1979...1982 | 65 F10 OM-8340.04.200 4,6L 1978...1980 | 70 F10 8340.04.250 4,6L 1978...1980 | 75 F10 8340.04 4,6L 1978...1980 | 79 F10 OM-8340.04.200, 250 4,6L 1979...1982 - Fiat Allis: 645 B 8361.05.500 8.1L 1980...1982 - Valmet: Trator

MOTOR

Iskra: 11130124 | 11130322

1060

IMPULSOR DE PARTIDA DO MOTOR DE ARRANQUE
STARTER DRIVE / IMPULSOR DE PARTIDA

FOTO / Photo pg. 250

APLICAÇÃO / Application / Aplicación

Valmet: Valtra

MOTOR

Iskra: 11130076 | 11130200 | 11130373

EQUIVALENTE / Equivalent

Cargo: 2665 - Iskra: 16900151

1062

IMPULSOR DE PARTIDA DO MOTOR DE ARRANQUE
STARTER DRIVE / IMPULSOR DE PARTIDA

FOTO / Photo pg. 250

APLICAÇÃO / Application / Aplicación

Nissan: Primera Berlina 2.0 P10

1062

IMPULSOR DE PARTIDA DO MOTOR DE ARRANQUE
STARTER DRIVE / IMPULSOR DE PARTIDA

FOTO / Photo pg. 250

MOTOR

Lucas Indiel: 26813 | 26834 | 26841 - Magneti Marelli: 63226834 | 63226845 | 63226846 - Nissan: 2330070J10 | 2330070J11 | 2330070J12

EQUIVALENTE / Equivalent

Nissan: 2331293J00

1063

IMPULSOR DE PARTIDA DO MOTOR DE ARRANQUE
STARTER DRIVE / IMPULSOR DE PARTIDA

FOTO / Photo pg. 250

APLICAÇÃO / Application / Aplicación

Agrale: Micro Onibus Volare - General Motors/Chevrolet: S10 MWM Diesel - Renault: Master - Troller: T4 MWM 2000...

MOTOR

Mitsubishi: M002T87671 | M002T87771 | M002T88771ZA

EQUIVALENTE / Equivalent

Mitsubishi: 68971 | 93971 | M191T93971

1064

IMPULSOR DE PARTIDA DO MOTOR DE ARRANQUE
STARTER DRIVE / IMPULSOR DE PARTIDA

FOTO / Photo pg. 250

APLICAÇÃO / Application / Aplicación

Dacia: Logan 1.4 - 1.6 - 16V - General Motors/Chevrolet: Celta 1.0 | Novo Corsa - Renault: Clío 1.6 16v | Megane 1.4i - 1.6i - 16V | Scenic 2.0 16V 2003

MOTOR

General Motors/Chevrolet: 93260358 - Valeo: D7E10 | D7E11 | D7E19 | D7E22 | D7E27 | D7E47 | D7E48 | BD7E10

EQUIVALENTE / Equivalent

General Motors/Chevrolet: 93297293 - Valeo: 090800 | 188440 | 494830 | SS260300

1065

IMPULSOR DE PARTIDA DO MOTOR DE ARRANQUE
STARTER DRIVE / IMPULSOR DE PARTIDA

FOTO / Photo pg. 250

APLICAÇÃO / Application / Aplicación

Agrale: Especial/Special - Goldoni: Transcar 23 - Lombardini: 10 LD 400.2 - Mosa: Especial/Special - Rugggerini: RD 210-211-218 - VM: DM 188

MOTOR

Bosch: 0001107058 | 0001108050 | 0001109028 | 0001110018 | 0001312108 | 0001312109

EQUIVALENTE / Equivalent

Bosch: 1006209542 | 1006209550 - Cargo: 232481

1067

IMPULSOR DE PARTIDA DO MOTOR DE ARRANQUE
STARTER DRIVE / IMPULSOR DE PARTIDA

FOTO / Photo pg. 250

APLICAÇÃO / Application / Aplicación

Audi: 80 D 1.6L | 80 TD 1.9 | 90 1.9 D | A4 - Avant - Quattro 1.9TDI | A6 - Avant 1.9 TDI - Volkswagen: Passat 1.9 TDI | Variant 1.9 TDI

MOTOR

Bosch: 0001110066 | 0001110067

EQUIVALENTE / Equivalent

Bosch: 1006209581 - Cargo: 135715 - Volkswagen: 068911335F

1068

IMPULSOR DE PARTIDA DO MOTOR DE ARRANQUE
STARTER DRIVE / IMPULSOR DE PARTIDA

FOTO / Photo pg. 250

APLICAÇÃO / Application / Aplicación

Lada: Especial/Special

1069

IMPULSOR DE PARTIDA DO MOTOR DE ARRANQUE
STARTER DRIVE / IMPULSOR DE PARTIDA

FOTO / Photo pg. 250

APLICAÇÃO / Application / Aplicación

Audi: A3 1.6, 1.8 e 1.8 Turbo - Seat: Alhambra 2.0 | Cordoba 1.6 | Ibiza Cupra / Sport 1.8 20V turbo | Vario 1.6 - Volkswagen: Beetle 2.0 | Fox 2003 | Golf 1.8 | Golf 2.0 | Golf 4 Motion 1.8 | Golf G4 GTI Turbo 1.8 | Golf G4 Variant 2.0 | Polo 1.0 16V | Polo 1.6 | Polo 2.0

MOTOR

Bosch: 0001121008 | 0001121009 | 0001121016 | 0001121018 - Volkswagen: 02T911023E

EQUIVALENTE / Equivalent

Bosch: 1006209680 | F000AL1100 - Lucas Indiel: 220414

1070IMPULSOR DE PARTIDA DO MOTOR DE ARRANQUE
STARTER DRIVE / IMPULSOR DE PARTIDA

FOTO / Photo pg. 250

APLICAÇÃO / Application / Aplicación

Fiat: Ducato - Ford: Maverick 2.7 D 1993...1998 - Nissan: Especial/Special

MOTOR

Bosch: 9000331201 | 9000331203

EQUIVALENTE / Equivalent

Bosch: 9002336219 - Lucas Indiel: 220415

1071IMPULSOR DE PARTIDA DO MOTOR DE ARRANQUE
STARTER DRIVE / IMPULSOR DE PARTIDA

FOTO / Photo pg. 251

APLICAÇÃO / Application / Aplicación

Mercedes Benz: 124 - Still: Especial/Special - Styer Puch: Especial/Special

MOTOR

Bosch: 0001218162 | 0001218165

EQUIVALENTE / Equivalent

Bosch: 9002336223

1072IMPULSOR DE PARTIDA DO MOTOR DE ARRANQUE
STARTER DRIVE / IMPULSOR DE PARTIDA

FOTO / Photo pg. 251

APLICAÇÃO / Application / Aplicación

Citroën: Jumper 2.5 D-TD - Fiat: Ducato 2.5 TD - Peugeot: 605TD | Boxer 2.5 - TD

MOTOR

Bosch: 0001218157 | 9000331414

EQUIVALENTE / Equivalent

Bosch: 9002336224 | 9002336287 - Lucas Indiel: 220416

1073IMPULSOR DE PARTIDA DO MOTOR DE ARRANQUE
STARTER DRIVE / IMPULSOR DE PARTIDA

FOTO / Photo pg. 251

APLICAÇÃO / Application / Aplicación

Agrale: 5000D | 6150 | 7000D | 7500 TD | BX100 | BX130 | BX4.100 | BX4.110 | BX4.130 | BX4.150 | BX4.90 - Case: 80 CR / 80 P - CBT: 8440 - Claas: Consul 3.8 | Dominator 5.7 | Mercator 5.7 - Fiat Allis: FB 80 - Lamborghini: Especial/Special - Mercedes Benz: 10 T 1013 | 1000 | 1013A | 1013S | 1017 | 11 T L1113B | 1100 | 12 T 1213 | 1217 | 1250 | 1300 Turbo | 1350 | 13T 1313 | 14 T 1413 | 1400 Turbo | 1417 | 1450 | 1500 | 1550 | 15T 1513 | 16 T 1613 | 1600 Turbo | 1617 | 1650 | 1700 | 1750 | 18 T 1819 | 2100 | 2150 | 54403 | 6 T 608 | 66403 | 7 T 709 | 72403 | 8 T 808 | 80406 | 809 | 813 | 9 T 911 | 90416 | 913 | 95424 | L508D | L608D | LKO1113B | LP1013 | LP1113 | LPK1113 | LPS1113B | O 309 | OF1113 - Puma: 914 4.0 - Same: Especial/Special - SLC: 7700 Turbo

Valmet: 110 225-6 5.7 | 118 D229-6 5.9 | 118 PID A 229-6 TV Alc. 5.9 | 128 4X4 D 229-6 VS | 128 4X4 PID A 229-6 Alcool | 128 D229-6 VS 5.9 | Valtra 785

Volkswagen: 11130 | 13130 | 6.90 | 7.90 | 7110

MOTOR

Iskra: AZJ3118 | AZJ3449 | AZJ3548 | 11130229 | 11130254 | 11130407 | 11130409 | 11130412 | 11130484 | 11130491 | 11130823 | 11130824 | 11131651

EQUIVALENTE / Equivalent

Iskra: 16901658

1074IMPULSOR DE PARTIDA DO MOTOR DE ARRANQUE
STARTER DRIVE / IMPULSOR DE PARTIDA

FOTO / Photo pg. 251

APLICAÇÃO / Application / Aplicación

Citroën: Xsara Zx D - Peugeot: 106D - Rover: Especial/Special

MOTOR

Valeo: D7R1 | D7R2 | D7R3 | D7R4 | D7R11 | D7R15 | D7R24 | D7R33

EQUIVALENTE / Equivalent

Valeo: NE831 | 185290 | 188256 | 594136

1076IMPULSOR DE PARTIDA DO MOTOR DE ARRANQUE
STARTER DRIVE / IMPULSOR DE PARTIDA

FOTO / Photo pg. 251

APLICAÇÃO / Application / Aplicación

Agrale: 2229-4 Mueller Vibro RT 62 , 83 Com Motor MWM 229-4 | MWM D 229-3, D 229-4, D 229-6, TBD 229-EC-6, TD 229-6 | Série 1800-D / TX 1600 Com Motor MWM 229-3 - Bautz: Especial/Special - Carraro: Especial/Special - Eicher: Especial/Special - Fendt: Especial/Special - Lamborghini: Especial/Special - Lombardini: Especial/Special - Mercedes Benz: Especial/Special - SLC: D 229-3, D 229-4, D 229-6, TBD 229-EC-6, TD 229-6 - Valmet: 110ID Com Motor MWM D 225-3, 4, 6 | 62ID Com Motor MWM D 225-3, 4, 6 | 65ID Com Motor MWM D 225-3, 4, 6 | 685 Com Motor MWM D 225-3, 4, 6 | 85ID Com Motor MWM D 225-3, 4, 6

1076

IMPULSOR DE PARTIDA DO MOTOR DE ARRANQUE
STARTER DRIVE / IMPULSOR DE PARTIDA

FOTO / Photo pg. 251

MOTOR

Bosch: 0001354006 | 0001354012 | 0001354021 | 0001354025 | 0001354041 | 0001354048 | 0001354055 | 0001354068 | 0001354085 | 0001354087 | 0001355009 | 9000083015

EQUIVALENTE / Equivalent

Bosch: 2006208011 | 2006209022 | 2006209030 | 2006209183 | 2006209900 | 9001083444

1081

IMPULSOR DE PARTIDA DO MOTOR DE ARRANQUE
STARTER DRIVE / IMPULSOR DE PARTIDA

FOTO / Photo pg. 251

APLICAÇÃO / Application / Aplicación

Ford: Heavy Duty F250 / F350 Series | LT Trucks E-Series Vans 7.3 L - Diesel | LT Trucks Excursion 7.3 L - Diesel

MOTOR

Visteon: 1C3U11000AA | 1C3U11000AB | 1C3U11000AC | 1C3U11000AD | 1C3U11000AE | 1C3Z11002AA | 2C2411000AA

EQUIVALENTE / Equivalent

Visteon: 1C3U11350AB

1082

IMPULSOR DE PARTIDA DO MOTOR DE ARRANQUE
STARTER DRIVE / IMPULSOR DE PARTIDA

FOTO / Photo pg. 251

APLICAÇÃO / Application / Aplicación

Ford: F350 Heavy Duty 1998... | F450 Heavy Duty 1998...

EQUIVALENTE / Equivalent

Remy: 10452929

1088

IMPULSOR DE PARTIDA DO MOTOR DE ARRANQUE
STARTER DRIVE / IMPULSOR DE PARTIDA

FOTO / Photo pg. 251

APLICAÇÃO / Application / Aplicación

Lada: Samara 1.1-1.3 e 1.5

EQUIVALENTE / Equivalent

Iskra: 16900035

1090

IMPULSOR DE PARTIDA DO MOTOR DE ARRANQUE
STARTER DRIVE / IMPULSOR DE PARTIDA

FOTO / Photo pg. 251

APLICAÇÃO / Application / Aplicación

Ford: F250 Cummins ISBe4 | F350 Cummins B Aftercooler 3.9 | F4000 Cummins B Aftercooler 3.9 - John Deere: 5600 - Volkswagen: 17210 | Caminhão 13180 MWM

MOTOR

Lucas Indiel: 35259580 | 35259620 | 35259630 | 35259640 | 35259660 | 35259870 | 35262634

EQUIVALENTE / Equivalent

Lucas Indiel: 229873 | 35259873

1091

IMPULSOR DE PARTIDA DO MOTOR DE ARRANQUE
STARTER DRIVE / IMPULSOR DE PARTIDA

FOTO / Photo pg. 251

APLICAÇÃO / Application / Aplicación

Scania: Especial/Special - Volkswagen: Caminhão 13190 MWM | Caminhão 15190 MWM | Caminhão e ônibus 17210 MWM

MOTOR

Lucas Indiel: 35259430 | 35259760 | 35261360 - Volkswagen: 2TO911335

EQUIVALENTE / Equivalent

Lucas Indiel: 229773 | 35261302

1092

IMPULSOR DE PARTIDA DO MOTOR DE ARRANQUE
STARTER DRIVE / IMPULSOR DE PARTIDA

FOTO / Photo pg. 251

APLICAÇÃO / Application / Aplicación

Volkswagen: Caminhão MWM | Ônibus 16210 MWM | Ônibus 17210 MWM | Ônibus 17220 MWM - Volvo: VM 17 MWM | VM 23 MWM

MOTOR

Prestolite: 35259440 | 35259770

EQUIVALENTE / Equivalent

Lucas: 2WO911335 - Lucas Indiel: 35260932 | 35261303 - Prestolite: 35261303

1097IMPULSOR DE PARTIDA DO MOTOR DE ARRANQUE
STARTER DRIVE / IMPULSOR DE PARTIDA

FOTO / Photo pg. 251

APLICAÇÃO / Application / Aplicación

Toyota: Camry 2.0 D TURBO | Corolla 1.8 D, 2.0 D | Hilux SW 4 3.0 | Landcruiser 3.0 TD - D-4D | Lite- Ace 2.0 D

MOTOR

Nippondenso: 280008451 | 1280000930 | 1280005350 | 1280008980 | 1280009550 | 2280000200 | 2280000460 | 2280000880 | 2280001850 | 2280003640 | 2280003680 | 2280004980 | 2280005020 | 2280005021 | 2280005022 | 2280005023 | 2810067050

EQUIVALENTE / Equivalent

Nippondenso: 0283004011 | 0283004081 | 0283004082 - Thermo King: 2801167030 - Toyota: 2801164010 | 2801164030 | 2801167030

1098IMPULSOR DE PARTIDA DO MOTOR DE ARRANQUE
STARTER DRIVE / IMPULSOR DE PARTIDA

FOTO / Photo pg. 251

APLICAÇÃO / Application / Aplicación

Hino: Caminhões FB/FF basculante

1104IMPULSOR DE PARTIDA DO MOTOR DE ARRANQUE
STARTER DRIVE / IMPULSOR DE PARTIDA

FOTO / Photo pg. 251

APLICAÇÃO / Application / Aplicación

Fiat: Croma D e TD - Lancia: Thema D e TD

MOTOR

Magnetit Marelli: 63222001 | 63222031 | 63222039 | 63222136

1107IMPULSOR DE PARTIDA DO MOTOR DE ARRANQUE
STARTER DRIVE / IMPULSOR DE PARTIDA

FOTO / Photo pg. 251

APLICAÇÃO / Application / Aplicación

Toyota: Avensis 2.0 TD

MOTOR

Bosch: 0001109034 - Toyota: 281000B020

EQUIVALENTE / Equivalent

Bosch: 1006209669

1108IMPULSOR DE PARTIDA DO MOTOR DE ARRANQUE
STARTER DRIVE / IMPULSOR DE PARTIDA

FOTO / Photo pg. 251

APLICAÇÃO / Application / Aplicación

Audi: A3 1.6 - 1.8 T | TT - Seat: Alhambra 1.8T - 2.0 | Córdoba 1.6, 1.8, 2.0 | Ibiza 1.6 | Leon 1.4, 1.6, 1.8, 1.8T | Toledo 1.4, 1.6, 1.8 - Skoda: Octavia 1.6, 1.8, 1.8T, 2.0
Volkswagen: Bora 1.6, 2.0 | Golf G4 1.4, 1.6, 1.8, 2.0 | Golf G4 1.4, 1.6, 1.8, 2.0 Variant | Golf G4 1.8 GTI | Golf G4 1.8 GTI Turbo | New Beetle 1.8, 2.0 | Polo 1.6, 1.8 | Sharan 1.8T, 2.0 | Transporter 2.0

MOTOR

Bosch: 0001121006 | 0001121007 | 0001121010 | 0001121011

EQUIVALENTE / Equivalent

Bosch: 1006209657 | 1006209757 | 1007010105 | F000AL1086

1109IMPULSOR DE PARTIDA DO MOTOR DE ARRANQUE
STARTER DRIVE / IMPULSOR DE PARTIDA

FOTO / Photo pg. 252

APLICAÇÃO / Application / Aplicación

Opel: Astra | Astra G 2.0 DI - DTI - 16V - 2.2 DTI | Frontera | Frontera B 2.0 - 2.2 DTI | Omega B 2.0 - 2.2 DTI - DTH | Saab 9.3 | Signum 2.0 - 2.2 DTI | Sintra 2.2 DTI | Vauxhall | Vectra | Vectra 2.0 - 2.2 DI - DTI - DTH 16V - DTL 16V | Zafira 2.0 - 2.2 DI - DTI - Saab: 9 3 2.2 16V TD - Vauxhall: Omega 2.0 - 2.2 DTH | Vectra 2.0 - 2.2 DTH - DTL | Zafira 2.0 - 2.2 DI - DTI 1.6

MOTOR

Bosch: 0001109015 | 0001109052 | 0001109062 | 0001109068

EQUIVALENTE / Equivalent

Bosch: 1006209637 - Lucas Indiel: 220418

1112

IMPULSOR DE PARTIDA DO MOTOR DE ARRANQUE
STARTER DRIVE / IMPULSOR DE PARTIDA

FOTO / Photo pg. 252

APLICAÇÃO / Application / Aplicación

Mercedes Benz: 1418 R Com motores OM 364 e OM 366 em 12V | 1720 Com motores OM 364 e OM 366 em 12V | 1720 K Com motores OM 364 e OM 366 em 12V | 710 Com motores OM 364 e OM 366 em 12V | L 1620 Com motores OM 364 e OM 366 em 12V | LO 0814 Com motores OM 364 e OM 366 em 12V | OF 1721 Com motores OM 364 e OM 366 em 12V | OH 1420 Com motores OM 364 e OM 366 em 12V | OH 1621L Com motores OM 364 e OM 366 em 12V | OH 1623 Com motores OM 364 e OM 366 em 12V - TCM Equipment Ag: Motores 28MT 12/24V

MOTOR

Mercedes Benz: A0051518301 - Remy: 10479645 | 10479651 | 10479652

EQUIVALENTE / Equivalent

Remy: 10484659 | 10524228

1113

IMPULSOR DE PARTIDA DO MOTOR DE ARRANQUE
STARTER DRIVE / IMPULSOR DE PARTIDA

FOTO / Photo pg. 252

APLICAÇÃO / Application / Aplicación

Fiat: Marea 2.4 20v | Stilo

MOTOR

Magneti Marelli: 63111005 | 63111006 | 63111007 | 63111010 | 63223537 | 63223730 | 63293537

1117

IMPULSOR DE PARTIDA DO MOTOR DE ARRANQUE
STARTER DRIVE / IMPULSOR DE PARTIDA

FOTO / Photo pg. 252

APLICAÇÃO / Application / Aplicación

Alfa Romeo: Especial/Special - Fiat: Ducato D - Lancia: Especial/Special

MOTOR

Magneti Marelli: 63222000 | 63222004 | 63222030 | 63222034 | 63222038 | 63222130 | 63222134 | 63222135 | 63222138

EQUIVALENTE / Equivalent

Fiat: 9941371 - Lucas Indiel: 220419

1133

IMPULSOR DE PARTIDA DO MOTOR DE ARRANQUE
STARTER DRIVE / IMPULSOR DE PARTIDA

FOTO / Photo pg. 252

APLICAÇÃO / Application / Aplicación

Volkswagen: Caddy Diesel | Gol | Senda Saveiro

MOTOR

Lucas Indiel: 35258740

EQUIVALENTE / Equivalent

Lucas Indiel: 220270

1134

IMPULSOR DE PARTIDA DO MOTOR DE ARRANQUE
STARTER DRIVE / IMPULSOR DE PARTIDA

FOTO / Photo pg. 252

APLICAÇÃO / Application / Aplicación

Fiat: Duna | Fiorino 1.7 Diesel | Palio 1.7 Turbo Diesel | Uno 1.7 Diesel - Ford: Pick Up (USA) 4.9 / 5.8 | Tiger Tug (USA) - Cummins - Renault: 19 1.7, 1.8 | Clio 1.4 | Clio F8Q 1.9 Diesel | Express F8Q 1.9 Diesel | Megane 2.0 | R19 F8Q 1.9 Diesel

MOTOR

Lucas Indiel: 35258400 | 35258420 | 35258460 | 35258560 | 35258720 | 35258840

EQUIVALENTE / Equivalent

Lucas Indiel: 220210

1152

IMPULSOR DE PARTIDA DO MOTOR DE ARRANQUE
STARTER DRIVE / IMPULSOR DE PARTIDA

FOTO / Photo pg. 252

APLICAÇÃO / Application / Aplicación

Citroën: Ax | BX - Peugeot: 106 | 205 | 309 | 405 - Renault: Clio II

MOTOR

Valeo: D7E2

EQUIVALENTE / Equivalent

Valeo: 187428

1153

IMPULSOR DE PARTIDA DO MOTOR DE ARRANQUE
STARTER DRIVE / IMPULSOR DE PARTIDA

FOTO / Photo pg. 252

APLICAÇÃO / Application / Aplicación

Renault: Clio I e II | Kangoo | Twingo 1.2L

MOTOR

Bosch: 0001116001

EQUIVALENTE / Equivalent

Bosch: 1006209704 - Lucas Indiel: 220421

1155

IMPULSOR DE PARTIDA DO MOTOR DE ARRANQUE
STARTER DRIVE / IMPULSOR DE PARTIDA

FOTO / Photo pg. 252

APLICAÇÃO / Application / Aplicación

Toyota: Corolla 2.0 Diesel

MOTOR

Bosch: 0001109031 | F000AL0108

EQUIVALENTE / Equivalent

Bosch: 1006209656

1156

IMPULSOR DE PARTIDA DO MOTOR DE ARRANQUE
STARTER DRIVE / IMPULSOR DE PARTIDA

FOTO / Photo pg. 252

APLICAÇÃO / Application / Aplicación

Ford: Ka 1.3 | Ka II 1.3 | Ka III 1.3

MOTOR

Bosch: 0001107059 | 0001107082 - Ford: 97KB11000AA | 97KB11000AB | 97KB11000AC

EQUIVALENTE / Equivalent

Bosch: 1006209652

1157

IMPULSOR DE PARTIDA DO MOTOR DE ARRANQUE
STARTER DRIVE / IMPULSOR DE PARTIDA

FOTO / Photo pg. 252

APLICAÇÃO / Application / Aplicación

Fiat Iveco: Eurocargo - New Holland: Trator TL 75E

MOTOR

Bosch: 0001230007 | 0001230009 | 0001230010 | 0001231010 | 0001231011

EQUIVALENTE / Equivalent

Bosch: 6033AD0148 | 6033AD3120

1158

IMPULSOR DE PARTIDA DO MOTOR DE ARRANQUE
STARTER DRIVE / IMPULSOR DE PARTIDA

FOTO / Photo pg. 252

APLICAÇÃO / Application / Aplicación

Fiat Iveco: Daily II - Renault: V.I. Mascott

MOTOR

Bosch: 0001223003 | 0001223007 | 0001223024

EQUIVALENTE / Equivalent

Bosch: 6033AD0077 | 6033AD1002 | 6033ADO077

1159

IMPULSOR DE PARTIDA DO MOTOR DE ARRANQUE
STARTER DRIVE / IMPULSOR DE PARTIDA

FOTO / Photo pg. 252

APLICAÇÃO / Application / Aplicación

Berliet: 400 | 450 | 480 | 500 | 530 | 550 | 560 - Fiat: Ducato - Man: 11.136 H - HK - HAK - HS - U | 13.136 U - Renault: 210 Midlum dCI 6AE Euro 3 | 75 - 130 - 85.150 - 95.130 - 110.50 - 110.170 | C 230 - CBM - CCH 300 - CLR 230 - G 170 - G 200 - GB 131 - JE 13 | JN 60 - 75 - 80 - 85 - 90 - 95 | JP 11 - 13 - 14 | JR 19 - 21 | JX 21 | M 140 - 150 - 160 - 180 - 200 - 210 - 230 - 250 | ME 160 - 180 | Midlum 135 - 150 - 180 - 210 - 250 | Premium 210 - 250 | S 100 - 130 - 140 - 150 - 160 - 170 - 180 - 210 | SM 8 | Trucks SEE: 120-6057, A, B 360, 368 Series Versions 1983...2002 | V.I. Midliner - Saviem: E7C | JN 75 - 85 - 90 | JP 11 - 13 | SC50 | SM 6 - 7 - 8

MOTOR

Bosch: 0001230004 | 0001230008 | 0001231001 | 0001231009 | 0001231012 | 0001231016 | 0001231026 | 0001231027 | 0001231039

EQUIVALENTE / Equivalent

Bosch: 6033AD0184 | 6033AD0200 | 6033AD3334 | 6033ADO184 | 6033ADO200 | 9002336237 - Cargo: 231756 - Daf: 1382550

1160IMPULSOR DE PARTIDA DO MOTOR DE ARRANQUE
STARTER DRIVE / IMPULSOR DE PARTIDA

FOTO / Photo pg. 252

APLICAÇÃO / Application / Aplicación

Volvo: FM 1998

MOTOR

Bosch: 0001231004

EQUIVALENTE / Equivalent

Bosch: 6033AD0129 | 6033ADO129

1161IMPULSOR DE PARTIDA DO MOTOR DE ARRANQUE
STARTER DRIVE / IMPULSOR DE PARTIDA

FOTO / Photo pg. 252

APLICAÇÃO / Application / Aplicación

Peugeot: Karsan J9D

1162IMPULSOR DE PARTIDA DO MOTOR DE ARRANQUE
STARTER DRIVE / IMPULSOR DE PARTIDA

FOTO / Photo pg. 252

APLICAÇÃO / Application / Aplicación

Renault: Laguna D, RN, RT, RXE

MOTOR

Valeo: ND161 | D9R142

EQUIVALENTE / Equivalent

Valeo: NE885 | 186321 | 594251

1168IMPULSOR DE PARTIDA DO MOTOR DE ARRANQUE
STARTER DRIVE / IMPULSOR DE PARTIDA

FOTO / Photo pg. 253

APLICAÇÃO / Application / Aplicación

General Motors/Chevrolet: Blazer Diesel - Nissan: Frontier MWM

MOTOR

Bosch: F000AL0105 | F000AL0107 | F000AL0112

EQUIVALENTE / Equivalent

Bosch: 1006209778 | F000AL1709 - Lucas Indiel: 220423

1169IMPULSOR DE PARTIDA DO MOTOR DE ARRANQUE
STARTER DRIVE / IMPULSOR DE PARTIDA

FOTO / Photo pg. 253

APLICAÇÃO / Application / Aplicación

Alfa Romeo: 145 1.4 16V | 146 1.4 16V - Fiat: Brava 1.6 | Bravo 1.6 | Marea 1.6 | Multipla | Palio | Siena | Strada - Lancia: Nuova Delta

MOTOR

Fiat: 46451529 | 46740241 - Magneti Marelli: 63111008 | 63111009 | 63111027 | 63112003 | 63113003

EQUIVALENTE / Equivalent

Cargo: 139901 - Fiat: 9947754 - Lucas Indiel: 220424

1170IMPULSOR DE PARTIDA DO MOTOR DE ARRANQUE
STARTER DRIVE / IMPULSOR DE PARTIDA

FOTO / Photo pg. 253

APLICAÇÃO / Application / Aplicación

Toyota: Camry 1991...1996 | Carina 1992...1996 | Corolla Diesel 1993...1995 | Corona

MOTOR

Bosch: 0001218166

EQUIVALENTE / Equivalent

Bosch: 9002336225 - Lucas Indiel: 220425

1171IMPULSOR DE PARTIDA DO MOTOR DE ARRANQUE
STARTER DRIVE / IMPULSOR DE PARTIDA

FOTO / Photo pg. 253

APLICAÇÃO / Application / Aplicación

Ford: Escort SEE: 120-330 1.8L Diesel 1989...1996 | Fiesta SEE: 120-330 1.8L Diesel 1989...1996 | Orion SEE: 120-330 1.8L Diesel 1989...1996

MOTOR

Bosch: 0001218105 | 0001218128

1171

IMPULSOR DE PARTIDA DO MOTOR DE ARRANQUE
STARTER DRIVE / IMPULSOR DE PARTIDA

FOTO / Photo pg. 253

EQUIVALENTE / Equivalent

Bosch: 9002336200 | 9002336205

1172

IMPULSOR DE PARTIDA DO MOTOR DE ARRANQUE
STARTER DRIVE / IMPULSOR DE PARTIDA

FOTO / Photo pg. 253

APLICAÇÃO / Application / Aplicación

Renault: Express 1.6L Diesel 1986...1997 | Extra 1.6L Diesel 1986...1997 | Rapid 1.6L Diesel 1986...1997

MOTOR

Bosch: 9000331411

EQUIVALENTE / Equivalent

Bosch: 9003336286

1173

IMPULSOR DE PARTIDA DO MOTOR DE ARRANQUE
STARTER DRIVE / IMPULSOR DE PARTIDA

FOTO / Photo pg. 253

APLICAÇÃO / Application / Aplicación

Nissan: Trade 2.0L Diesel 1984...1998 | Vanette 2.0L Diesel 1984...1998

MOTOR

Bosch: 9000331421 | 9000331424 | 9000331428

EQUIVALENTE / Equivalent

Bosch: 9003336290

1174

IMPULSOR DE PARTIDA DO MOTOR DE ARRANQUE
STARTER DRIVE / IMPULSOR DE PARTIDA

FOTO / Photo pg. 253

APLICAÇÃO / Application / Aplicación

Nissan: Ebro | Nissan Trucks 1985...2000 | Van

MOTOR

Bosch: 9000331406

EQUIVALENTE / Equivalent

Bosch: 9003331430 | 9003336274

1175

IMPULSOR DE PARTIDA DO MOTOR DE ARRANQUE
STARTER DRIVE / IMPULSOR DE PARTIDA

FOTO / Photo pg. 253

APLICAÇÃO / Application / Aplicación

Volga: Motores 402

MOTOR

Volga: 623708 | 4216370801

EQUIVALENTE / Equivalent

Magnet Marelli: AMB0453 - Volga: 42113708600

1177

IMPULSOR DE PARTIDA DO MOTOR DE ARRANQUE
STARTER DRIVE / IMPULSOR DE PARTIDA

FOTO / Photo pg. 253

APLICAÇÃO / Application / Aplicación

Volkswagen: Gol G3 1.6 | Parati G3 1.6 | Saveiro G3 1.6

MOTOR

Bosch: F000AL0400

EQUIVALENTE / Equivalent

Bosch: F000AL1306 | F000AL1694

1178

IMPULSOR DE PARTIDA DO MOTOR DE ARRANQUE
STARTER DRIVE / IMPULSOR DE PARTIDA

FOTO / Photo pg. 253

APLICAÇÃO / Application / Aplicación

Man: Europe Bus | Lions City D0836 6.9L Dsl 2004...2006 | Lions Classic D0836 6.9L Dsl 2003...2006

MOTOR

Bosch: 0001231008 - Man: 51262017158

1178

IMPULSOR DE PARTIDA DO MOTOR DE ARRANQUE
STARTER DRIVE / IMPULSOR DE PARTIDA

FOTO / Photo pg. 253

EQUIVALENTE / Equivalent

Bosch: 6033AD0306 | 6033ADO306

1179

IMPULSOR DE PARTIDA DO MOTOR DE ARRANQUE
STARTER DRIVE / IMPULSOR DE PARTIDA

FOTO / Photo pg. 253

APLICAÇÃO / Application / Aplicación

Volvo: FL 180 | FL 220 | FL 250

MOTOR

Bosch: 0001231014

EQUIVALENTE / Equivalent

Bosch: 6033AD0304 | 6033AD0467 | 6033ADO304 | 6033ADO467

1180

IMPULSOR DE PARTIDA DO MOTOR DE ARRANQUE
STARTER DRIVE / IMPULSOR DE PARTIDA

FOTO / Photo pg. 253

APLICAÇÃO / Application / Aplicación

Mercedes Benz: Still Fork Lifts | Unimong S 404 | Unimong U650

MOTOR

Bosch: 0001363106 | 0001363119 | 0001363120

EQUIVALENTE / Equivalent

Bosch: 2006209478 | 2006209501 - Mercedes Benz: 0001517913 | 0001519701 | 0001519713

1184

IMPULSOR DE PARTIDA DO MOTOR DE ARRANQUE
STARTER DRIVE / IMPULSOR DE PARTIDA

FOTO / Photo pg. 253

APLICAÇÃO / Application / Aplicación

General Motors/Chevrolet: 400 - Willys: Jeep 1969...1971

EQUIVALENTE / Equivalent

Remy: 1954842

1187

IMPULSOR DE PARTIDA DO MOTOR DE ARRANQUE
STARTER DRIVE / IMPULSOR DE PARTIDA

FOTO / Photo pg. 253

APLICAÇÃO / Application / Aplicación

Citroën: BX 16 | C25 | CX 2.0 - Peugeot: 309 | 405 | 504 | 505 | J5 | J7 - Renault: Fuego | Master | R 11 | R 18 | R 20 | R 21 | R 25 | R 4 | R 5 | R 9 |
Trafic - Volvo: 345

EQUIVALENTE / Equivalent

Paris Rhone: 99931

1188

IMPULSOR DE PARTIDA DO MOTOR DE ARRANQUE
STARTER DRIVE / IMPULSOR DE PARTIDA

FOTO / Photo pg. 253

APLICAÇÃO / Application / Aplicación

Bedford: CF 1.8 e 2.3 - Vauxhall: Magnum 1800 | Magnum 2300 | Victor FD 2000 | Victor FE 1800 | VX 1800-2300 M35

MOTOR

Lucas Indiel: 25329AM35 | 25165ADM35 | 25274ADM35 | 25348A5M90 | 25264AF5M90

EQUIVALENTE / Equivalent

Lester: 16109 | 16283 - Lucas: TNB137 | 54244686 | 54245201 | 54245341 | 54246005 | 54247077 | 54247181

1189

IMPULSOR DE PARTIDA DO MOTOR DE ARRANQUE
STARTER DRIVE / IMPULSOR DE PARTIDA

FOTO / Photo pg. 253

APLICAÇÃO / Application / Aplicación

General Motors/Chevrolet: C10 V8 5.0L 305cid 1984...1985 | C10 Suburban V8 5.0L 305cid 1984...1985 | C20 V8 5.0L 305cid 1984...1985 | C20 Suburban V8 5.0L 305cid 1984...1985 | C2500 V6 4.3L 262cid 1988...1989 | Camaro V6 2.8L 173cid 1984...1989 | Camaro V6 3.1L 189cid 1990 | K10 V8 5.0L 305cid 1984...1985 | K10 Suburban V8 5.0L 305cid 1984...1985 | K1500 V6 4.3L 262cid 1988...1989 | K20 V8 5.0L 305cid 1985 | K20 Suburban V8 5.0L 305cid 1985 | K2500 V6 4.3L 262cid 1988...1989 | K5 Blazer V8 5.0L 305cid 1984...1985 | S10 Blazer V6 2.8L 173cid 1984...1989 | S10 Blazer V6 4.3L 262cid 1988...1990 | S10 Pick Up V6 2.8L 173cid 1984...1993 - GMC: C1500 V6 4.3L 262cid 1988...1989 | C1500 V8 5.0L 305cid 1984...1985 | C1500 Suburban V8 5.0L 305cid 1984...1985 | C2500 V6 4.3L 262cid 1988...1989 | C2500 V8 5.0L 305cid 1984...1985 | C2500 Suburban V8 5.0L 305cid 1984...1985 | Jimmy V8 5.0L 305cid 1984...1985 | K1500 V6 4.3L 262cid 1988...1989 | K1500 V8 5.0L 305cid 1984...1985 | K1500 Suburban V8 5.0L 305cid 1984...1985 | K2500 V6 4.3L 262cid 1988...1989 | S15 Jimmy V6 2.8L 173cid 1984...1989 | S15 Jimmy V6 4.3L 262cid 1988...1990 | S15 Pick Up 6 Cil 2.8L 173cid 1984...1990 | S15 Pick Up 6 Cil 4.3L 262cid 1988...1990 | Sonoma V6 2.8L 173cid 1991...1993 - Isuzu: Rodeo V6 3.1L 3137cc 1991...1992 - Jeep: Cherokee V6 2.8L 173cid 1984...1986 | Comanche V6 2.8L 173cid 1986 | Wagoneer V6 2.8L 173cid 1984...1986 - Pontiac: Firebird V6 2.8L 173cid 1984...1989 | Firebird V6 3.1L 189cid 1990

1189

IMPULSOR DE PARTIDA DO MOTOR DE ARRANQUE
STARTER DRIVE / IMPULSOR DE PARTIDA

FOTO / Photo pg. 253

MOTOR

American: 89530020124 - Isuzu: 8104550190 - Jeep: 8982775013

EQUIVALENTE / Equivalent

Bosch: 1987BE0036 - Lester: 6317 | 6339 | 6413 - Remy: D2032 | 1984511

1190

IMPULSOR DE PARTIDA DO MOTOR DE ARRANQUE
STARTER DRIVE / IMPULSOR DE PARTIDA

FOTO / Photo pg. 254

APLICAÇÃO / Application / Aplicación

Cummins: Motor Serie C - Ford: Caminhão 1519 Ford 7.8 lts | Caminhão 1521 Ford 7.8 lts | Caminhão 1621 Ford 7.8 lts | Caminhão 2318 Ford 7.8 lts | Caminhão 2321 Ford 7.8 lts | Caminhão 3021 Ford 7.8 lts | Caminhão 3323 Ford 7.8 lts | Caminhão Cargo CF 7000. - Mueller: Compactador Cummins série C - New Holland: HTA7 | HTA8 | TC7 | TC8 | TCP7 | TCP8 - Volkswagen: Caminhão 13.210 Cummins 6 cil Turbo | Caminhão 14.210 Cummins 6 cil Turbo | Caminhão 14170 CUM-6 CT 8,3lts (Eq. primario) | Caminhão 14210 CUM-6 CT 8,3lts (Eq. primario) | Caminhão 16170 CUM-6 CT 8,3lts (Eq. primario) | Caminhão 16210H turbo Charger CUM-6 CT 8,3lts (Eq. primario) | Caminhão 16220H turbo Charger CUM-6 CT 8,3lts (Eq. primario) | Caminhão 22.210 Cummins 6cil. Turbo | Caminhão 24220 CUM-6 CT 8,3lts (Eq. primario)

MOTOR

Bosch: 0001370001 | 9000453029 | 9000453066

EQUIVALENTE / Equivalent

Bosch: 9001453670 - Facet: 480217 | 480324 - Lester: 4899 - Remy: 830622 | 1846089 - Wapsa: 224056

1191

IMPULSOR DE PARTIDA DO MOTOR DE ARRANQUE
STARTER DRIVE / IMPULSOR DE PARTIDA

FOTO / Photo pg. 254

APLICAÇÃO / Application / Aplicación

Kawasaki: 440 | 550 CC Jet Ski - Subaru: Especial/Special - Yamaha: Especial/Special

MOTOR

Hitachi: S10828H - Kawasaki: 211633710

EQUIVALENTE / Equivalent

Era: ZN0536 | ZN9488 - Hitachi: 210875002 | 2108F3500 - Kawasaki: 590513005 - Lester: 18305

1192

IMPULSOR DE PARTIDA DO MOTOR DE ARRANQUE
STARTER DRIVE / IMPULSOR DE PARTIDA

FOTO / Photo pg. 254

APLICAÇÃO / Application / Aplicación

Ford: Bronco 4.9 lts 1992 | Bronco 5.0 lts 1992...1996 | Bronco 5.8 lts 1992...1996 | Escape 6 cil 2001...2009 | F Séries Pick Up 5.0 lts 1992...1998 | F Séries Pick Up 5.8 lts 1992...1996 | F1000 4.9L 6 cil a gasolina | F150 | F250 V6 a gasolina | Ranger

MOTOR

Ford: SA769 | SA771 | SA774 | SA775 | SA776 | SA777 | SA784 | SA790 | SA800 | SA807 | SA769A | SA771A | F0011002A | E90Y11002A | E90Y11002B | E9SZ11002A | E9SZ11002B | F02Z11002A | F00Y11002A | F0TZ11002A | F13Z11002A | F23Z11002A | F23Z11002B | F2DZ11002A | F2TZ11002A | F3DZ11002A | F0FZ11002A | F0TZ11002A | F0TZ11002B | E90F11000BA | E9SF11000AA | E9SF11000BA | F02U11000AA | F00U11000AA | F13U11000AA | F23U11000AA | F23U11000BC | F2DU11000AA | F2DU11000BA | F2TU11000AA | F3DU11000AA | F02F11000AA | F07U11000AA | F07U11000BA | FOCF11000BA | FOCU11000BA - Mazda: ZL118400 | ZL18400 - Porsche: E90V11002A | E9SF11002A | E90SZ11000AA

EQUIVALENTE / Equivalent

Bosch: 1987BE0018 - Ford: SD337 | E90Z11350A | F0TZ11002A | F5DZ11350A | F07U11000AA | F2TU11000AA - Lucas: TMB350

1193

IMPULSOR DE PARTIDA DO MOTOR DE ARRANQUE
STARTER DRIVE / IMPULSOR DE PARTIDA

FOTO / Photo pg. 254

APLICAÇÃO / Application / Aplicación

Ford: Escort 1.8 1991...1996 - Mercury: Tracer 1.8 1991...1996

MOTOR

Ford: SA779 | FOCF11000AA | FOCU11000AA | FOCF-11000AA | FOCU-11000AA

EQUIVALENTE / Equivalent

Ford: SD340 | FOFZ11350A - Lester: 3214

1194

IMPULSOR DE PARTIDA DO MOTOR DE ARRANQUE
STARTER DRIVE / IMPULSOR DE PARTIDA

FOTO / Photo pg. 254

APLICAÇÃO / Application / Aplicación

Bobcat: Especial/Special - Cummins: Especial/Special - Ford: F12000 | F14000 1999 | F700 | Ford Truck Cummins - General Motors/Chevrolet: Pick Up Silverado Sierra Importado DIE - John Deere: John Deere

1194

IMPULSOR DE PARTIDA DO MOTOR DE ARRANQUE
STARTER DRIVE / IMPULSOR DE PARTIDA

FOTO / Photo pg. 254

MOTOR

Remy: 1113269 | 1113270 | 1113292 | 1113295 | 1113296 | 10465151 | 10465314 | 10479604 | 10479614 | 10479615 | 10479617 | 10479618 | 10479625 | 10479634 | 10479638 | 10479641

EQUIVALENTE / Equivalent

Lester: 6583 - Lucas Indiel: 220427 - Remy: 10456455 | 10457056 | 10457579

1195

IMPULSOR DE PARTIDA DO MOTOR DE ARRANQUE
STARTER DRIVE / IMPULSOR DE PARTIDA

FOTO / Photo pg. 254

APLICAÇÃO / Application / Aplicación

Bobcat: Especial/Special - Clark: Especial/Special - Deutz: Allis 12/24V - Hyster: Empilhadeira - Massey Ferguson: Maxion 9110 | Maxion 9130 | Maxion 9150 | Maxion 9170 | MF265 | MF270 | MF275 | MF285 | MF290 | MF292 | MF295 | MF296 | MF400 | MF50X | MF55X | MF65R | MF65X | MF85X | MF86 | MF95 | MF95I - Mueller: Especial/Special - New Holland: Especial/Special - Perkins: Estacionários, Industrias | Tratores

MOTOR

Remy: 1113274 | 1113275 | 1113278 | 1113281 | 1113282 | 1113284 | 1113285 | 1113288 | 1113289 | 1113290 | 1113297 | 10479607

EQUIVALENTE / Equivalent

Lester: 6572 | 6576 | 6578 | 6581 | 6584 | 6587 | 6588 | 6593 | 6600 | 6602 - Remy: D2054 | 10457057

1196

IMPULSOR DE PARTIDA DO MOTOR DE ARRANQUE
STARTER DRIVE / IMPULSOR DE PARTIDA

FOTO / Photo pg. 254

APLICAÇÃO / Application / Aplicación

Bobcat: Melroe - Clark: Especial/Special - Hyster: Empilhadeira - New Holland: Especial/Special - Perkins: Estacionários, Industrias | Tratores

MOTOR

Remy: 1113273 | 1113279 | 1113280 | 10479606 | 10479613

EQUIVALENTE / Equivalent

Lester: 6571 | 6575 | 6586 - Remy: 10457058 | 10457168

1197

IMPULSOR DE PARTIDA DO MOTOR DE ARRANQUE
STARTER DRIVE / IMPULSOR DE PARTIDA

FOTO / Photo pg. 254

APLICAÇÃO / Application / Aplicación

Mercedes Benz: Caminhão 712 Eletronic

MOTOR

Remy: 1113286 | 10479620

EQUIVALENTE / Equivalent

Lester: 6579 | 6599 - Remy: 10457059

1198

IMPULSOR DE PARTIDA DO MOTOR DE ARRANQUE
STARTER DRIVE / IMPULSOR DE PARTIDA

FOTO / Photo pg. 254

APLICAÇÃO / Application / Aplicación

General Motors/Chevrolet: C Séries C1500 6.5 | C Séries C1500 6.5 Turbo | C Séries C1500 6.5 Turbo Suburban | C Séries C2500 6.2 | C Séries C2500 6.5 | C Séries C2500 6.5 Turbo | C Séries C2500 6.5 Turbo Suburban | C Séries C3500 6.5 Turbo

EQUIVALENTE / Equivalent

Remy: 10457060

1199

IMPULSOR DE PARTIDA DO MOTOR DE ARRANQUE
STARTER DRIVE / IMPULSOR DE PARTIDA

FOTO / Photo pg. 254

APLICAÇÃO / Application / Aplicación

Ford: Crown Victoria LX V8 4.6 Gas. 1992...1995 | Crown Victoria Police Interceptor V8 4.6 Gas. 1993...1995 | Crown Victoria Touring Sedan V8 4.6 Gas. 1992 | Crown Victoria S V8 4.6 Gas. 1992...1995 | Mustang | Mustang Cobra V8 4.6 Gas. 1996...1997 | Mustang GT V8 4.6 Gas. 1996...1997 | Thunderbird LX V8 4.6 Gas. 1994...1996
Lincoln: Mark VIII LSC V8 4.6 Gas. 1995...1996 | Town Car Cartier V8 4.6 Gas. 1992...1995 | Town Car Executive V8 4.6 Gas. 1992...1995 | Town Car Jack Nicklaus V8 4.6 Gas. 1993 | Town Car Signature V8 4.6 Gas. 1992...1995 | Town Car Spinmaker Edition V8 4.6 Gas. 1995 | Town Car Tournament Edition V8 4.6 Gas. 1994 - Mercury: Cougar XR-7 V8 4.6 Gas. 1994...1996

MOTOR

Ford: SA789 | SA822 | F2VY11002A | F3LY11002A | F3LU11000AA

EQUIVALENTE / Equivalent

Ford: SD341 | F2VY11350A - Lester: 3221 | 3267

1200IMPULSOR DE PARTIDA DO MOTOR DE ARRANQUE
STARTER DRIVE / IMPULSOR DE PARTIDA

FOTO / Photo pg. 254

APLICAÇÃO / Application / Aplicación

Isuzu: Especial/Special - ZEN: Utilizado no Impulsor ZEN 0737 | Utilizado no Impulsor ZEN 0790 | Utilizado no Impulsor ZEN 0791 | Utilizado no Impulsor ZEN 0792 | Utilizado no Impulsor ZEN 0844 | Utilizado no Impulsor ZEN 1780

EQUIVALENTE / Equivalent

Hitachi: 211425505 | 211475008 - Isuzu: 8941155690 - Nissan: 2335411M00

1201IMPULSOR DE PARTIDA DO MOTOR DE ARRANQUE
STARTER DRIVE / IMPULSOR DE PARTIDA

FOTO / Photo pg. 254

APLICAÇÃO / Application / Aplicación

Crysler: Daytona 3.0 | Fifty Avenue Lebaron | Saragata 3.0 | Voyager 3.0 V6 1990...1993 - Harley Davidson: MY91 - 06 BT except MY06 Dyna - ZEN: Utilizado no Impulsor ZEN 0750 | Utilizado no impulsor ZEN 0816 | Utilizado no impulsor ZEN 0817 | Utilizado no impulsor ZEN 0818 | Utilizado no Impulsor ZEN 0954

MOTOR

Nippondenso: 1280007500 | 1280009380

EQUIVALENTE / Equivalent

Nippondenso: 283000010

1204IMPULSOR DE PARTIDA DO MOTOR DE ARRANQUE
STARTER DRIVE / IMPULSOR DE PARTIDA

FOTO / Photo pg. 254

APLICAÇÃO / Application / Aplicación

Fiat: Hitachi Excavator FH400 8215 13.8L Diesel - Fiat Allis: Crawlers 14C 8205 Diesel 1986...1989 | Crawlers 14CL 8205 Diesel 1986...1989 | Crawlers FD-14 8205 Diesel 1984...1989 | Crawlers FD-20 8215 Diesel 1981...1995 | Excavator FE-45 8215 Diesel 1988...1993 | Excavator FH-400 8215 Diesel 1990...1993 | Loader FL-14D 8205 Diesel 1985...1986 | Tractor - Agricultural FA-200 8215 Diesel 1984...1990 | Wheel Loader FR-20 8215 Diesel 1987...1991 | Wheel Loader FR-20B 8215 Diesel 1986...1995 | Wheel Loader FL-20 8215 Diesel 1979...1995

1205IMPULSOR DE PARTIDA DO MOTOR DE ARRANQUE
STARTER DRIVE / IMPULSOR DE PARTIDA

FOTO / Photo pg. 254

APLICAÇÃO / Application / Aplicación

Agco: AGCO Trator MF 2360 Cummins - Caterpillar: Colheitadeira MT 875. | Motoniveladora 120H - Hyster: Empilhadeira Cummins 1997 - Mercedes Benz: 1632L | 1632LS | 1634LS | 1938L | 1938LS | 1938S | 1944L | 2638 | 2638LK | 2638LS | Demais aplicações com Turbo Brake, exceto Plataforma O 400 mecânico ...07/2004 | O 500R, RSD e RSE | OF 1722 | OH 1628L | Plataformas O 400RSD e SRE 06/2002...07/2004

MOTOR

Remy: 10461417 | 10478818 | 10478961 | 10479109 | 10479292 | 10479310

EQUIVALENTE / Equivalent

Facet: 10641 - Lester: 6630 | 6633 | 6634 | 6662 | 6664 | 6666 - Remy: 10472565

1206IMPULSOR DE PARTIDA DO MOTOR DE ARRANQUE
STARTER DRIVE / IMPULSOR DE PARTIDA

FOTO / Photo pg. 254

APLICAÇÃO / Application / Aplicación

Fiat: Tipo 1.4 e 1.6 - Lancia: Dedra 1.6 i.e

MOTOR

Magnet Marelli: 63222831 | 63222832 | 63222833 | 63222836 | 63222837 | 63222838 | 63222897 | 63223001 | 63223031 | 63223032 | 63223033 | 63223034

EQUIVALENTE / Equivalent

Fiat: 9941306

1207IMPULSOR DE PARTIDA DO MOTOR DE ARRANQUE
STARTER DRIVE / IMPULSOR DE PARTIDA

FOTO / Photo pg. 254

APLICAÇÃO / Application / Aplicación

Nissan: NX 1600 | NX 2000 | Pulsar 1.6 | Sentra 1.6 - ZEN: Utilizado no Impulsor ZEN 0793

MOTOR

Hitachi: 51389 | 51384B | 5114440 | 5114486 | 5114475A - Nissan: 2330036A00

EQUIVALENTE / Equivalent

Hitachi: 211425509 - Nissan: 2335416E01

1208IMPULSOR DE PARTIDA DO MOTOR DE ARRANQUE
STARTER DRIVE / IMPULSOR DE PARTIDA

FOTO / Photo pg. 255

APLICAÇÃO / Application / Aplicación

Ford: Contour | Courier 1.6 2001 | Escape 4 cil 2001...2004 | Escort | Fiesta | Ka | Mercury Mystique 2.0 L 4 cil 1995...1996 | Mondeo CLX 1997

1208

IMPULSOR DE PARTIDA DO MOTOR DE ARRANQUE
STARTER DRIVE / IMPULSOR DE PARTIDA

FOTO / Photo pg. 255

MOTOR

Ford: F3RZ11002A | F3RZ11002B | 93BB11000HB | 93BB11000JB | 96BB11000AA | 97BB11000BB | 97BB11000BC

EQUIVALENTE / Equivalent

Ford: SD353 | 53R211350A | F3RZ11350A | F5RU11350RA | XS6411350AA | XS6U11350AA - Lucas Indiel: 223299

1209

IMPULSOR DE PARTIDA DO MOTOR DE ARRANQUE
STARTER DRIVE / IMPULSOR DE PARTIDA

FOTO / Photo pg. 255

APLICAÇÃO / Application / Aplicación

General Motors/Chevrolet: Astra 1.8 / 2.0 / 2.0 16V | Calibra 2.0 / 2.0i / 2.0i 16V | Corsa | Suprema 2.0 / 2.2 / 3.0 | Vectra 2.0 GSi MPFi / 2.0 GLS MPFi - Renault: Clio 1.2, 1.4, 1.6, 1.8 | Laguna 1.8, 2.0 | Megane 2.0 | R19 1.8 | R21 | Scenic 2.0 - Volvo: 440 | 460 | 480 | S40 | V40

MOTOR

Valeo: D6RA56 | D6RA62 | D6RA82 | D6RA83 | D6RA107 | D6RA133 | D6RA162 | D6RA183

EQUIVALENTE / Equivalent

Valeo: NE877 | 186798 | 187961 | 187981 | 594177 | 594252

1210

IMPULSOR DE PARTIDA DO MOTOR DE ARRANQUE
STARTER DRIVE / IMPULSOR DE PARTIDA

FOTO / Photo pg. 255

APLICAÇÃO / Application / Aplicación

TCM Equipment Ag: Série 42 MT 12/24V | Série 50 MT 12/24V

MOTOR

Remy: 10478898

EQUIVALENTE / Equivalent

Lester: 6631 | 6635 - Remy: 10476528

1211

IMPULSOR DE PARTIDA DO MOTOR DE ARRANQUE
STARTER DRIVE / IMPULSOR DE PARTIDA

FOTO / Photo pg. 255

APLICAÇÃO / Application / Aplicación

Toyota: Avenis 2.0 | Camry 1.8 / 2.0 / 2.2i / 3.0 V6 | Carina II 2.0i | Celica 2.0 GT / 2.0 GTi / 2.0 Turbo | MR-2 2.0 | Picnic 2.0 | RAV-4 2.0

MOTOR

Nippondenso: 1280007390 | 1280008400 | 1280009710 | 1280009720 | 2280000820 | 2280000830 | 2280001910 | 2280002500

EQUIVALENTE / Equivalent

Lester: 17170 | 17263 | 17534 | 17687 | 17715 | 17716 | 17774 | 17777 - Nippondenso: 0280906580 | 0280996580 | 0283010020 | 2801174070

1212

IMPULSOR DE PARTIDA DO MOTOR DE ARRANQUE
STARTER DRIVE / IMPULSOR DE PARTIDA

FOTO / Photo pg. 255

APLICAÇÃO / Application / Aplicación

Acura: Integra L4 1.7L 1678cc 1992...1993 | Integra L4 1.8L 1834cc 1992...1993 - Dodge: Ram 2500 V10 8.0L 7990cc 488cid 1994...1998 | Ram 3500 V10 8.0L 7990cc 488cid 1994...1998

MOTOR

Nippondenso: 228000022 | 228000180

EQUIVALENTE / Equivalent

Lester: 17273 | 17549 | 17574 - Nippondenso: 0283010060

1213

IMPULSOR DE PARTIDA DO MOTOR DE ARRANQUE
STARTER DRIVE / IMPULSOR DE PARTIDA

FOTO / Photo pg. 255

APLICAÇÃO / Application / Aplicación

Subaru: 1800 4X4 | Especial/Special 1.8 GTI Turbo 4X4 | Impreza 1.8 | Legacy 1.8 2WD | Legacy 2.2

MOTOR

Nippondenso: 128000832 | 1280008321

EQUIVALENTE / Equivalent

Lester: 17242 - Nippondenso: 0283007160 | 0283007910 - Subaru: 23312AA030

1215

IMPULSOR DE PARTIDA DO MOTOR DE ARRANQUE
STARTER DRIVE / IMPULSOR DE PARTIDA

FOTO / Photo pg. 255

APLICAÇÃO / Application / Aplicación

Toyota: Hilux 2.8 D | Land Cruiser - Volkswagen: Taro - ZEN: Utilizado no Impulsor ZEN 0921 | Utilizado no Impulsor ZEN 0946 | Utilizado no Impulsor ZEN 0947 | Utilizado no Impulsor ZEN 1097 | Utilizado no Impulsor ZEN 1601

MOTOR

Nippondenso: 280007373 | 280008760 | 280008762 | 1280000362 | 1280007353 | 1280008142 | 1280008152 | 1280009592 | 2280000400 | 2280000640 | 2280001300
Toyota: 2810054100 | 2810054170

EQUIVALENTE / Equivalent

Nippondenso: 2801154070

1217

IMPULSOR DE PARTIDA DO MOTOR DE ARRANQUE
STARTER DRIVE / IMPULSOR DE PARTIDA

FOTO / Photo pg. 255

APLICAÇÃO / Application / Aplicación

Ford: F1000 Diesel | Ranger Diesel

MOTOR

Ford: F87U11000DD

EQUIVALENTE / Equivalent

Facet: 10682 - Ford: F87U11350 | F87U11350AC

1218

IMPULSOR DE PARTIDA DO MOTOR DE ARRANQUE
STARTER DRIVE / IMPULSOR DE PARTIDA

FOTO / Photo pg. 255

APLICAÇÃO / Application / Aplicación

Sea Doo: GSX, GTI, GTS, GTX, HX, SP, SP1, SPX, XP | Sea Doo - série 800 (modelos novos) | Toda Linha 110 HP

MOTOR

Nippondenso: 2280006240 - ZEN: 12723

EQUIVALENTE / Equivalent

BRP: 278001497 | 278001936 - Sea Doo: 278001106

1221

IMPULSOR DE PARTIDA DO MOTOR DE ARRANQUE
STARTER DRIVE / IMPULSOR DE PARTIDA

FOTO / Photo pg. 255

APLICAÇÃO / Application / Aplicación

Toyota: Bandeirante - ZEN: Utilizado no Impulsor ZEN 0750 | Utilizado no Impulsor ZEN 0954

1222

IMPULSOR DE PARTIDA DO MOTOR DE ARRANQUE
STARTER DRIVE / IMPULSOR DE PARTIDA

FOTO / Photo pg. 255

APLICAÇÃO / Application / Aplicación

Volkswagen: Gol G2 1.0 MI | Gol G3 1.0 16V Turbo | Gol G3 1.0 MI | Gol G3 1.0 MI 16V | Parati G3 1.0 MI 16V | Parati G3 1.0 MI 16V Turbo

MOTOR

Bosch: F000AL0401

EQUIVALENTE / Equivalent

Bosch: F000AL1446 | F000AL1682

1223

IMPULSOR DE PARTIDA DO MOTOR DE ARRANQUE
STARTER DRIVE / IMPULSOR DE PARTIDA

FOTO / Photo pg. 255

APLICAÇÃO / Application / Aplicación

Audi: 911 | Boxter | Carrera | Cayman | Q7 - Seat: Arosa - Skoda: Fabia - Volkswagen: Gol 1.8 2005 | Lupo | Parati III 1.8 MI e 2.0 MI | Quantum 1.8 MI e 2.0 MI | Santana 1.8 MI e 2.0 MI | Saveiro III 1.8 MI e 2.0 MI | Touareg

MOTOR

Bosch: 0001121001 | 0001121002 | 0001121003 | 0001121030 | 0001121031 | 0001121032 | 0001121034 | 0001123001 | 0001123002 | 0001123003 | 0001123024 | F000AL0502

EQUIVALENTE / Equivalent

Bosch: 1006209641 | 1006209662 | 1006209761 | 1006209762 | 1006209781 | F000AL1186 | F000AL1681

1224

IMPULSOR DE PARTIDA DO MOTOR DE ARRANQUE
STARTER DRIVE / IMPULSOR DE PARTIDA

FOTO / Photo pg. 255

APLICAÇÃO / Application / Aplicación

Ford: Bronco 4.9 lts 1992 | Bronco 5.0 lts 1992...1996 | Bronco 5.8 lts 1992...1996 | F Séries Pick Up 5.0 lts 1992...1998 | F Séries Pick Up 5.8 lts 1992...1996 | F1000 4.9L 6 cil a gasolina | F150 | Ranger - Valmet: Trator

MOTOR

Ford: SA769 | SA771 | SA774 | SA775 | SA776 | SA777 | SA784 | SA790 | SA800 | SA807 | SA769A | SA771A | F0011002A | E90Y11002A | E90Y11002B | E9SZ11002A | E9SZ11002B | F02Z11002A | F00Y11002A | F0TZ11002A | F13Z11002A | F23Z11002A | F23Z11002B | F2DZ11002A | F2TZ11002A | F3DZ11002A | FOFZ11002A | FOTZ11002A | FOTZ11002B | E90F11000BA | E9SF11000AA | E9SF11000BA | F02U11000AA | F00U11000AA | F13U11000AA | F23U11000AA | F23U11000BC | F2DU11000AA | F2DU11000BA | F2TU11000AA | F3DU11000AA | FO2F11000AA | FO7U11000AA | FO7U11000BA | FOCF11000BA | FOCU11000BA

EQUIVALENTE / Equivalent

Ford: E90Z11350A | F0TZ11002A | F5DZ11350A | F07U11000AA | F2TU11000AA - Lester: 3204 | 3205 | 3213 | 3217 | 3224 | 3232 | 3238 | 3239 | 3240 | 3241 | 3246 | 3247 | 3264 | 3266 | 3268 | 3269 | 3270 | 3271 | 3272 | 3273 | 3274

1225

IMPULSOR DE PARTIDA DO MOTOR DE ARRANQUE
STARTER DRIVE / IMPULSOR DE PARTIDA

FOTO / Photo pg. 255

APLICAÇÃO / Application / Aplicación

Ford: Escort | Mercury | PMGR Starters 1991...1996

MOTOR

Ford: SA779 | FOCF11000AA | FOCU11000AA

EQUIVALENTE / Equivalent

Cargo: 231961 - Ford: SD340 | FOFZ11350A

1226

IMPULSOR DE PARTIDA DO MOTOR DE ARRANQUE
STARTER DRIVE / IMPULSOR DE PARTIDA

FOTO / Photo pg. 255

APLICAÇÃO / Application / Aplicación

Ford: Crown Victoria LX V8 4.6 Gas. 1992...1995 | Crown Victoria Police Interceptor V8 4.6 Gas. 1993...1995 | Crown Victoria S V8 4.6 Gas. 1992...1995 | Crown Victoria Touring Sedan V8 4.6 Gas. 1992 | Mustang GT V8 4.6 Gas. 1996...1997 | Mustang Cobra V8 4.6 Gas. 1996...1997 | Thunderbird LX V8 4.6 Gas. 1994...1996 - Lincoln: Mark VIII LSC V8 4.6 Gas. 1995...1996 | Town Car Cartier V8 4.6 Gas. 1992...1995 | Town Car Executive V8 4.6 Gas. 1992...1995 | Town Car Jack Nicklaus V8 4.6 Gas. 1993 | Town Car Signature V8 4.6 Gas. 1992...1995 | Town Car Spinmaker Edition V8 4.6 Gas. 1995 | Town Car Tournament Edition V8 4.6 Gas. 1994 - Mercury: Cougar XR-7 V8 4.6 Gas. 1994...1996

MOTOR

Ford: SA789 | SA822 | F2VY11002A | F3LY11002A | F3LU11000AA

EQUIVALENTE / Equivalent

Ford: SD341 | F2VY11350A

1227

IMPULSOR DE PARTIDA DO MOTOR DE ARRANQUE
STARTER DRIVE / IMPULSOR DE PARTIDA

FOTO / Photo pg. 255

APLICAÇÃO / Application / Aplicación

Fiat: Panda 750 | Tipo 1.1 Fire | Uno 45 Fire

MOTOR

Magnet Marelli: 63101003 | 63221800 | 63221890 | 63221892

EQUIVALENTE / Equivalent

Fiat: 9941300

1228

IMPULSOR DE PARTIDA DO MOTOR DE ARRANQUE
STARTER DRIVE / IMPULSOR DE PARTIDA

FOTO / Photo pg. 256

APLICAÇÃO / Application / Aplicación

Ford: Escape 4 cil 2001...2004

MOTOR

Ford: F3RZ11002B | XS6U11000AC

EQUIVALENTE / Equivalent

Ford: F3RZ11350A | F5RU11350RA - Lester: 3261 | 3262 | 3263

1351

IMPULSOR DE PARTIDA DO MOTOR DE ARRANQUE
STARTER DRIVE / IMPULSOR DE PARTIDA

FOTO / Photo pg. 256

APLICAÇÃO / Application / Aplicación

ZEN: Especial/Special

1359

IMPULSOR DE PARTIDA DO MOTOR DE ARRANQUE
STARTER DRIVE / IMPULSOR DE PARTIDA

FOTO / Photo pg. 256

APLICAÇÃO / Application / Aplicación

Case: Pá Carregadeira W7 Perkins 6 cil | Retroescavadeira 580 Perkins 4 cil | Retroescavadeira 580CK Perkins 4 cil | Retroescavadeira 580E Perkins 4 cil | Retroescavadeira 580H - CBT: 1000 Perkins 4, 6 cil | 1090 Perkins 4, 6 cil | 1100 Perkins 4, 6 cil | 8240 Perkins 4236 álcool - Chrysler: 135 | 155 | 50 | 60 | C-300 | C-500 Y110 | Dodge D400 Perkins 4 cil | HY 40 - Clark: Motor PK4236 Pick Up | Pá Carregadeira Michigan 75A | Pá Carregadeira Michigan 75II | Pá Carregadeira Michigan 75III - Ford: 4600 | 5600 | 6600 4 cil | F11000 Perkins 6 cil | F12000 Perkins 6 cil | F13000 Perkins 6 cil | F2000 Ford 4 cil | F4000 Ford 4 cil

General Motors/Chevrolet: Caminhão Perkins 6 cil | Pick Up Perkins 4 cil Diesel - Massey Ferguson: MF220 | MF235 | MF250 | MF275 | MF285 | MF290 | MF290 RA Perkins 4236 diesel | MF296 | MF3366 | MF400 | MF50X | MF55X | MF65R | MF65X | MF85X | MF95I | MF95X - Perkins: Motor 4 e 6 cil - Volkswagen: Caminhão 6.80 Perkins

MOTOR

Bosch: 9000453001 | 9000453004 | 9000453005 | 9000453006 | 9000453009 | 9000453011 | 9000453014 | 9000453015 | 9000453016 | 9000453017 | 9000453019 | 9000453028 | 9000453032 | 9000453034 | 9000453038 | 9000453041 | 9000453042 | 9000453043 | 9000453046 | 9000453047 | 9000453049 | 9000453050 | 9000453051 | 9000453052 | 9000453054 | 9000453059 | 9000453061 - Wapsa: MPB1 | MPB2 | MPF8 | MPN2 | MALP2 | MPB11 | MPB17 | MPB18 | MPB23 | MPB31 | MPB33 | MPB49 | MPB50 | MPB59 | MPB60 | MPB63 | MPB70 | MPC69 | MPMF3 | MALMF2 | MALTF1 | MALTF2 | MPJ1074

EQUIVALENTE / Equivalent

Bosch: 9001453333 | 9001453334 | 9001453338 - General Motors/Chevrolet: 07328970 - Volkswagen: 04128642 | BC4N11350A - Wapsa: 2244 | 224004 | 224038 | 224043 | 2244036

1364

IMPULSOR DE PARTIDA DO MOTOR DE ARRANQUE
STARTER DRIVE / IMPULSOR DE PARTIDA

FOTO / Photo pg. 256

APLICAÇÃO / Application / Aplicación

Agrale: 1600D | 1800D | TX1600D - Case: Escavadeira Hidráulica 80CP, 80CR. | Pá Carregadeira W18 | Pá Carregadeira W20 | Pá Carregadeira W20B | W18 | W20 (MBB-OM 352) | W20B (MBB-OM 352A) - CBT: 1065 10/1976... | 1065 (MBB-OM 314) | 1105 (MBB-OM 352) | 2080 (MBB-OM 314) | 2105 (MBB-OM 352) | 2600 10/1976... | 8060 4x4 (MBB-OM 352) | 8440 10/1976... | 950 10/1976... | Oliver 1020 10/1976... - Chrysler: Dodge D950 MWM | Dodge P700 MWM | Dodge P900 MWM

Clark: Pá Carregadeira Michigan 45C | Pá Carregadeira Michigan 55A | Pá Carregadeira Michigan 55C | Pá Carregadeira Michigan 65R | Pá Carregadeira Michigan 75III

Fiat Allis: Escavadeira Hidráulica FE105 | FG70 | FG85 - Ford: Cargo C 1215 | Cargo C 1216 | Cargo C 1217 | Cargo C 1415 | Cargo C 1416 | Cargo C 1417 | Cargo C 1421 | Cargo C 1617 | Cargo C 1621 | Cargo C 814 | Cargo C 815 | F4000 - Komatsu: 364 - Mercedes Benz: Caminhão/Ônibus 2016, 2213, 2216, L608D, L709D, L1319, LP1219, LP1419 | Caminhão/Ônibus 1214, 1218, 1414, 1418, 1614, , 1513, 1516, 2013, | Caminhão/Ônibus 1618, 1621, 2215, 2216, L610 (OM 352), 1113, 1313, 1316 | Chassi para Ônibus 1313, 1315, 1316, O364, O371U Com motor M366G | Chassi para Ônibus OF/OH 1113, 1115, Com motor M366G | LO812 | O364 | O365 | O366 | O371U - MWM: D225-6 08/1977... | D229-4 08/1977... | D229-6 08/1977... | TD229-6 08/1977... - New Holland: FNH 8040 (MBB-OM352) | FNH 8055 (MBB-OM352A). - Toyota: Bandeirante (MBB-OM 314) 10/1976... - Valmet: 110ID 08/1977... | 118 08/1977... | 128 08/1977... | 138 08/1977... | 138/4 Turbo 08/1977... | 148 08/1977... | 78 08/1977... | 85ID 08/1977... | 88 08/1977... | 880 08/1977... | 980 08/1977... - Volkswagen: Chassi VW7.90S, VW7.90CE, VW7.90CO | VW11.130 | VW13.130 | VW6.90 | VW7.110S | VW7.90S

MOTOR

Bosch: 0001354084 | 0001359031 | 0001359055 | 0001359057 | 0001359062 | 0001359071 | 0001359072 | 0001359073 | 0001359074 | 0001359083 | 0001359084 | 0001359087 | 0001359089 | 0001359091 | 0001359097 | 0001359100 | 0001359101 | 0001359111 | 0001359113 | 0001359118 | 0001359119 | 0001360004 | 0001360025 | 0001360027 | 0001360030 | 0001360031 | 0001360032 | 0001360034 | 0001360035 | 0001360036 | 0001360037 | 0001360038 | 0001360039 | 0001360040 | 0001360046 | 0001360047 | 0001360049 | 0001360056 | 0001360057 | 0001360059 | 0001360061 | 0001360065 | 0001364108 | 0001365007 | 0001365008 | 9000083027 | 9000083028 | 9000083031 | 9000083036 | 9000083045 | 9000083046 | 9000083050 | 9000083052 | 9000083053 | 9000083054 | 9000083056 | 9000083060 | 9000083061 | 9000083063 | 9000083064 | 9000083065 | 9000083066 | 9000083067 | 9000083068 | 9000083074 | 9000453074

EQUIVALENTE / Equivalent

Bosch: 2006209421 | 2006209436 | 2006209446 | 9001083406 | 9001083436 | 9002453073 - Fiat: 8122129 | 9008243 | 9926112 | 9957919 | 79028900 | 79028909

Italacciai: SD124 - Mercedes Benz: 0001517013 - Volkswagen: 04053926

1372

IMPULSOR DE PARTIDA DO MOTOR DE ARRANQUE
STARTER DRIVE / IMPULSOR DE PARTIDA

FOTO / Photo pg. 256

APLICAÇÃO / Application / Aplicación

Ford: Cargo 1618 | F1000 MWM 1998... | F4000 MWM 1998... - MWM: Motor 4.10T, 6.10T - Volkswagen: Motor MWM X10 | Ônibus Bus

MOTOR

Bosch: 9000083077

EQUIVALENTE / Equivalent

Bosch: 9002453078 | 9002453079

1451

IMPULSOR DE PARTIDA DO MOTOR DE ARRANQUE
STARTER DRIVE / IMPULSOR DE PARTIDA

FOTO / Photo pg. 256

APLICAÇÃO / Application / Aplicación

Hatz: Motor - Lombardini: Motor - Rugggerini: RD180 | RD181 | RD200 | RF120 | RF121 | RF130 | RF140 | RF148 | RF80 | RF81 | RF88 | RF90 | RF91 | RF96 | RF99

MOTOR

Bosch: 0001109029

1451

IMPULSOR DE PARTIDA DO MOTOR DE ARRANQUE
STARTER DRIVE / IMPULSOR DE PARTIDA

FOTO / Photo pg. 256

EQUIVALENTE / Equivalent

Bosch: 1006209650

1453

IMPULSOR DE PARTIDA DO MOTOR DE ARRANQUE
STARTER DRIVE / IMPULSOR DE PARTIDA

FOTO / Photo pg. 256

APLICAÇÃO / Application / Aplicación

Mercury Marine: 25 HP Engines | 30 - 60 HP 4 Stroke | 9.9 - 15HP 4 Stroke 99

MOTOR

United Technologies: 6743040 | 6767540 | 6873740 | 7005840 | 10153340 | 10153440

EQUIVALENTE / Equivalent

Johnson Electric: 5970420DV30SN

1454

IMPULSOR DE PARTIDA DO MOTOR DE ARRANQUE
STARTER DRIVE / IMPULSOR DE PARTIDA

FOTO / Photo pg. 256

APLICAÇÃO / Application / Aplicación

Mercury Marine: 50 HP 4-Stroke

MOTOR

Mercury Marine: 50834749 | 50859171T - United Technologies: 6743240 | 10153540

1455

IMPULSOR DE PARTIDA DO MOTOR DE ARRANQUE
STARTER DRIVE / IMPULSOR DE PARTIDA

FOTO / Photo pg. 256

APLICAÇÃO / Application / Aplicación

Marine Electric: Jet Ski

EQUIVALENTE / Equivalent

Johnson Electric: 10394020

1458

IMPULSOR DE PARTIDA DO MOTOR DE ARRANQUE
STARTER DRIVE / IMPULSOR DE PARTIDA

FOTO / Photo pg. 256

APLICAÇÃO / Application / Aplicación

Mercedes Benz: Class C, E, M, S, V, CLK | Sprinter | Vito Engine D/TD

MOTOR

Valeo: D7R19 | D7R28

EQUIVALENTE / Equivalent

Valeo: 059427 | 059527 | 187528 | 594279

1467

IMPULSOR DE PARTIDA DO MOTOR DE ARRANQUE
STARTER DRIVE / IMPULSOR DE PARTIDA

FOTO / Photo pg. 256

APLICAÇÃO / Application / Aplicación

Nissan: Sentra 1994 | Tsuru

MOTOR

Bosch: 6004AA0017

EQUIVALENTE / Equivalent

Bosch: 1006209614 | F000AL2000

1468

IMPULSOR DE PARTIDA DO MOTOR DE ARRANQUE
STARTER DRIVE / IMPULSOR DE PARTIDA

FOTO / Photo pg. 256

APLICAÇÃO / Application / Aplicación

Volkswagen: Fox | Gol G5 | Golf | Polo

MOTOR

Bosch: F000AL0402 | F000AL0415

EQUIVALENTE / Equivalent

Bosch: F000AL1901

1469

IMPULSOR DE PARTIDA DO MOTOR DE ARRANQUE
STARTER DRIVE / IMPULSOR DE PARTIDA

FOTO / Photo pg. 256

APLICAÇÃO / Application / Aplicación

Mercedes Benz: Classe A190 06/1999... | Classe A 06/1999...

MOTOR

Bosch: F000AL0101 | F000AL0104 - Mercedes Benz: 0051511101 | 0051514701

EQUIVALENTE / Equivalent

Bosch: F000AL1209 | F000AL1688

1470

IMPULSOR DE PARTIDA DO MOTOR DE ARRANQUE
STARTER DRIVE / IMPULSOR DE PARTIDA

FOTO / Photo pg. 256

APLICAÇÃO / Application / Aplicación

Chrysler: Dodge RAM

MOTOR

Bosch: 6004AA3009

EQUIVALENTE / Equivalent

Bosch: 9008047011 | F000AL1024

1471

IMPULSOR DE PARTIDA DO MOTOR DE ARRANQUE
STARTER DRIVE / IMPULSOR DE PARTIDA

FOTO / Photo pg. 256

APLICAÇÃO / Application / Aplicación

Mercedes Benz: Classe A - A100 05/1999... | Classe A - A160

MOTOR

Bosch: F000AL0302

EQUIVALENTE / Equivalent

Bosch: F000AL1067 | F000AL1096 | F000AL1696

1472

IMPULSOR DE PARTIDA DO MOTOR DE ARRANQUE
STARTER DRIVE / IMPULSOR DE PARTIDA

FOTO / Photo pg. 256

APLICAÇÃO / Application / Aplicación

KHD: Motors engines BF4L1011 2.7 L - 2732cc 2003 | Motors engines F2L1011 1.4 - 1366cc 2004

MOTOR

Bosch: 0001223002

EQUIVALENTE / Equivalent

Bosch: 6033AD0061 | 6033ADO061

1473

IMPULSOR DE PARTIDA DO MOTOR DE ARRANQUE
STARTER DRIVE / IMPULSOR DE PARTIDA

FOTO / Photo pg. 257

APLICAÇÃO / Application / Aplicación

Hyster: Lift TK 4.3L | XL 80 - ZEN: Utiliza Pinhão 10048 | Utilizado no Impulsor 1846

MOTOR

Nippondenso: 015861N | 1383240 | 112309T26

1474

IMPULSOR DE PARTIDA DO MOTOR DE ARRANQUE
STARTER DRIVE / IMPULSOR DE PARTIDA

FOTO / Photo pg. 257

APLICAÇÃO / Application / Aplicación

Land Rover: Defender 110 3.9L - 3947cc 1993 | Defender 90 3.9L - 3947cc 1994...1995 | Discovery 3.9L - 3947cc 1994...1995 | Range Rover 4.0L - 3950cc 1995 | Range Rover 4.2L - 4275cc 1993...1995

MOTOR

Bosch: 0001108137 | 0001108144 | 0001108156 | 0001109040 | 0001110090 | 0001110120

EQUIVALENTE / Equivalent

Bosch: 1006209605 | 1006209606 | 1006209928

1475

IMPULSOR DE PARTIDA DO MOTOR DE ARRANQUE
STARTER DRIVE / IMPULSOR DE PARTIDA

FOTO / Photo pg. 257

APLICAÇÃO / Application / Aplicación

Land Rover: Defender 110 3.9L - 3947cc 1993 | Defender 90 3.9L - 3947cc 1994...1995 | Range Rover 3.5L 3532cc 1987...1988 | Range Rover 3.9L 3947cc 1989...1995

1475

IMPULSOR DE PARTIDA DO MOTOR DE ARRANQUE
STARTER DRIVE / IMPULSOR DE PARTIDA

FOTO / Photo pg. 257

MOTOR

Lucas Indiel: 2680B | 2680D - Magneti Marelli: 63226801

EQUIVALENTE / Equivalent

Lucas: TMB173 - Lucas Indiel: 54291022

1477

IMPULSOR DE PARTIDA DO MOTOR DE ARRANQUE
STARTER DRIVE / IMPULSOR DE PARTIDA

FOTO / Photo pg. 257

APLICAÇÃO / Application / Aplicación

BMW: 325 2.5 TD | 525 2.5 TD | 725 2.5 TD - Lancia: K 2.4 TD - Opel: Omega 2.3 TD

MOTOR

Lucas Indiel: 63222035010 | 63222204010 - Magneti Marelli: 63222035 | 63222040 | 63222204 | 63229035 | 63292035

EQUIVALENTE / Equivalent

Cargo: 135117 - Fiat: 9946913 - Lucas: 85540681010

1478

IMPULSOR DE PARTIDA DO MOTOR DE ARRANQUE
STARTER DRIVE / IMPULSOR DE PARTIDA

FOTO / Photo pg. 257

APLICAÇÃO / Application / Aplicación

Chrysler: Breeze 2.0L (122) L4 1996...1997 | Neon 2.0L (122) L4 1996...1997 | Neon 2.0L (122) L4 2000...2002 | Neon 2.0L (122) L4 Plymouth 2000...2002 | Stratus 2.0L (122) L4 Plymouth 1996...1997

EQUIVALENTE / Equivalent

Bosch: 6004AH5018 - Lucas Indiel: 220434

1480

IMPULSOR DE PARTIDA DO MOTOR DE ARRANQUE
STARTER DRIVE / IMPULSOR DE PARTIDA

FOTO / Photo pg. 257

APLICAÇÃO / Application / Aplicación

Volkswagen: VW LT 28 SDI, LT 35 SDI, LT 46 SDI

MOTOR

Bosch: 0001125501 | 0001125502 | 0001125503 | 0001125504 | 0001125511 - Volkswagen: 069911023E

EQUIVALENTE / Equivalent

Volkswagen: 1006209655 | 1006209760

1482

IMPULSOR DE PARTIDA DO MOTOR DE ARRANQUE
STARTER DRIVE / IMPULSOR DE PARTIDA

FOTO / Photo pg. 257

APLICAÇÃO / Application / Aplicación

Ford: EcoSport 2.0I - 16V | Focus 2.0I - 16V

MOTOR

Ford: 5N1511000AA | 5N1511000AB - Remy: 8000071

EQUIVALENTE / Equivalent

Remy: 10500475

1483

IMPULSOR DE PARTIDA DO MOTOR DE ARRANQUE
STARTER DRIVE / IMPULSOR DE PARTIDA

FOTO / Photo pg. 257

APLICAÇÃO / Application / Aplicación

Fiat Iveco: Iveco BF4L1011 2.7L - 2732cc 1996...2001 | Iveco BF4L1011 2.7L - 2732cc 1995 | Iveco BF4L1011 2.7L - 2732cc 2000 | Iveco BF4L1011 2.7L - 2732cc 2001 | Iveco F2L1011 1.4L - 1366cc 1996...2002 | Iveco F3L1011 2.0L - 2049cc 1996...2002 | Iveco F4L1011 2.7L - 2732cc 1996...1999

MOTOR

Bosch: 0001223016 | 0001223021

EQUIVALENTE / Equivalent

Bosch: 6033AD1062 - KHD: 1340070

1484

IMPULSOR DE PARTIDA DO MOTOR DE ARRANQUE
STARTER DRIVE / IMPULSOR DE PARTIDA

FOTO / Photo pg. 257

APLICAÇÃO / Application / Aplicación

Seat: Arosa 1.0, 1.4L | Cordoba 1.0, 1.4L | Ibiza II 1.0, 1.4L - Volkswagen: Lupo 1.0, 1.4L | Polo 1.0, 1.4L

MOTOR

Magneti Marelli: 63223039 | 63293029 | 63293039

1485IMPULSOR DE PARTIDA DO MOTOR DE ARRANQUE
STARTER DRIVE / IMPULSOR DE PARTIDA

FOTO / Photo pg. 257

APLICAÇÃO / Application / Aplicación

Chrysler: Crosfire 3.2L - 3199cc 2004...2005 - Mercedes Benz: C 240 2.6L - 2597cc 2001...2004 | C32 3.2L - 3199cc 2002...2004 | C320 3.2L - 3199cc 2001...2004 | CLK320 3.2L - 3199cc 2001...2004 | E320 3.2L - 3199cc 2001...2004 | ML320 3.2L - 3199cc 2001...2003 | ML350 3.7L - 3724cc 2003...2004 | SLK32 3.2L - 3199cc 2002...2004 | SLK320 3.2L - 3199cc 2001...2003

MOTOR

Bosch: 0001108197 | 0001108222 | 0001108223 | 0001115005 | 0001115009 | 0001115049 | 0001115050

EQUIVALENTE / Equivalent

Bosch: 1006209661 - Mercedes Benz: 0011512113

1486IMPULSOR DE PARTIDA DO MOTOR DE ARRANQUE
STARTER DRIVE / IMPULSOR DE PARTIDA

FOTO / Photo pg. 257

APLICAÇÃO / Application / Aplicación

BMW: Séries 5 | Séries 7 | Séries 8 | Séries X5

MOTOR

Bosch: 0001107085 | 0001110071 | 0001110072

EQUIVALENTE / Equivalent

Bosch: 1006209592 | 1006209941 | D001965593

1487IMPULSOR DE PARTIDA DO MOTOR DE ARRANQUE
STARTER DRIVE / IMPULSOR DE PARTIDA

FOTO / Photo pg. 257

APLICAÇÃO / Application / Aplicación

BMW: 318 TDS

MOTOR

Bosch: 0001110110

EQUIVALENTE / Equivalent

Bosch: 1006209622

1496IMPULSOR DE PARTIDA DO MOTOR DE ARRANQUE
STARTER DRIVE / IMPULSOR DE PARTIDA

FOTO / Photo pg. 257

APLICAÇÃO / Application / Aplicación

Land Rover: 100 | 200 | 25 | 400 | 45 | Cabriolet | Coupe

MOTOR

Magnetit Marelli: 63220104 | 63223103

1502IMPULSOR DE PARTIDA DO MOTOR DE ARRANQUE
STARTER DRIVE / IMPULSOR DE PARTIDA

FOTO / Photo pg. 257

APLICAÇÃO / Application / Aplicación

Escort Tractor: Especial/Special

EQUIVALENTE / Equivalent

Lucas: 26253081

1504IMPULSOR DE PARTIDA DO MOTOR DE ARRANQUE
STARTER DRIVE / IMPULSOR DE PARTIDA

FOTO / Photo pg. 257

APLICAÇÃO / Application / Aplicación

Tata: Indica Diesel

EQUIVALENTE / Equivalent

Lucas: 26256545

1509IMPULSOR DE PARTIDA DO MOTOR DE ARRANQUE
STARTER DRIVE / IMPULSOR DE PARTIDA

FOTO / Photo pg. 257

APLICAÇÃO / Application / Aplicación

Alto: VXI - Esttem: MPF - Hyundai: I10 1.1 - Isuzu: Especial/Special - Lancer: Especial/Special - Maruti: Gypsy - Peugeot: Especial/Special - Santro: Especial/Special
Suzuki: Wagon R - Vagan: Especial/Special

EQUIVALENTE / Equivalent

Lucas: 26256287

1516

IMPULSOR DE PARTIDA DO MOTOR DE ARRANQUE
STARTER DRIVE / IMPULSOR DE PARTIDA

FOTO / Photo pg. 258

APLICAÇÃO / Application / Aplicación

Tata: LP 1210US | Tata Cummins

EQUIVALENTE / Equivalent

Lucas: 26256097

1518

IMPULSOR DE PARTIDA DO MOTOR DE ARRANQUE
STARTER DRIVE / IMPULSOR DE PARTIDA

FOTO / Photo pg. 258

APLICAÇÃO / Application / Aplicación

Especial/Special: Estate | Safari | T 206 - Tata: Pick Up | Tatamobile Sumo

MOTOR

Lucas Indiel: 2692512A

EQUIVALENTE / Equivalent

Lucas: 26253621

1521

IMPULSOR DE PARTIDA DO MOTOR DE ARRANQUE
STARTER DRIVE / IMPULSOR DE PARTIDA

FOTO / Photo pg. 258

APLICAÇÃO / Application / Aplicación

Remy: 41MT

EQUIVALENTE / Equivalent

Remy: 10500277 | 10500283

1523

IMPULSOR DE PARTIDA DO MOTOR DE ARRANQUE
STARTER DRIVE / IMPULSOR DE PARTIDA

FOTO / Photo pg. 258

APLICAÇÃO / Application / Aplicación

Ford: Cargo 1217 | Cargo 1417 | Cargo 1421 Cummins - Volkswagen: Caminhão | Titan

MOTOR

Prestolite: 35259460

EQUIVALENTE / Equivalent

Lucas Indiel: 35260875

1526

IMPULSOR DE PARTIDA DO MOTOR DE ARRANQUE
STARTER DRIVE / IMPULSOR DE PARTIDA

FOTO / Photo pg. 258

APLICAÇÃO / Application / Aplicación

Mazda: Swaraj Mazda T3500

EQUIVALENTE / Equivalent

Lucas: 26253237

1532

IMPULSOR DE PARTIDA DO MOTOR DE ARRANQUE
STARTER DRIVE / IMPULSOR DE PARTIDA

FOTO / Photo pg. 258

APLICAÇÃO / Application / Aplicación

Nissan: Tsuru

1533

IMPULSOR DE PARTIDA DO MOTOR DE ARRANQUE
STARTER DRIVE / IMPULSOR DE PARTIDA

FOTO / Photo pg. 258

APLICAÇÃO / Application / Aplicación

Ford: Courier 1.0L Zetec Rocam jul/99 | Courier 1.6L Zetec Rocam jul/99 | Ecosport 1.0L Supercharger fev/03 | Ecosport 1.0L Zetec Rocam fev/03 | Ecosport 1.6L Zetec Rocam fev/03 | Escort 1.6L Zetec Rocam jul/99 | Fiesta 1.0L Zetec Rocam jul/99 | Fiesta 1.6L Zetec Rocam jul/99 | Focus 1.0L Zetec Rocam | Ka 1.0L Zetec Rocam jul/99 | Ka 1.6L Zetec Rocam jul/99 | Novo Fiesta 1.0L Supercharger jun/02 | Novo Fiesta 1.0L Zetec Rocam jun/02 | Novo Fiesta 1.6L Zetec Rocam jun/02

MOTOR

Ford: 3S6511000BA | 5S6511000AA | 6S6519000AA - Valeo: D7E33 | D7E34 | D7E43 | D7E45

EQUIVALENTE / Equivalent

Valeo: 110427 | 494833

1534

IMPULSOR DE PARTIDA DO MOTOR DE ARRANQUE
STARTER DRIVE / IMPULSOR DE PARTIDA

FOTO / Photo pg. 258

APLICAÇÃO / Application / Aplicación

Volkswagen: Fox | G4 | G5 | Gol | Golf 1.6 | Lupo | Parati | Polo | Saveiro | Voyage

1534

IMPULSOR DE PARTIDA DO MOTOR DE ARRANQUE
STARTER DRIVE / IMPULSOR DE PARTIDA

FOTO / Photo pg. 258

MOTOR

Valeo: D7E56 | D7ES6 - Volkswagen: 02T911023Q

EQUIVALENTE / Equivalent

Valeo: 161039 | 170539 | 236896 | 494831 | 1201665

1538

IMPULSOR DE PARTIDA DO MOTOR DE ARRANQUE
STARTER DRIVE / IMPULSOR DE PARTIDA

FOTO / Photo pg. 258

APLICAÇÃO / Application / Aplicación

Chrysler: Liberty 2.4L 2001... | Liberty 3.7L 2001... - Jeep: Cherokee 2.4 L4 | Cherokee 3.7 V6

MOTOR

Mitsubishi: M0T21271 | M0T91981 | M0T92081 | M1T86781 | M1T86782 | M1T86882 | M1T86883 | M0T21271ZC | M0T91981ZC | M0T92081ZC | M1T86781ZC | M1T86782ZC | M1T86883ZC | M1T86884ZC

EQUIVALENTE / Equivalent

Mitsubishi: M191T19071

1539

IMPULSOR DE PARTIDA DO MOTOR DE ARRANQUE
STARTER DRIVE / IMPULSOR DE PARTIDA

FOTO / Photo pg. 258

APLICAÇÃO / Application / Aplicación

Ford: Mondeo 2.4 | Transit 2.4

MOTOR

Ford: YC1U11000AB

1545

IMPULSOR DE PARTIDA DO MOTOR DE ARRANQUE
STARTER DRIVE / IMPULSOR DE PARTIDA

FOTO / Photo pg. 258

APLICAÇÃO / Application / Aplicación

Chrysler: Dodge Neon | Neon II 1.6 - 2.0 16V - Citroën: C1 1.0 - Peugeot: 107 1.0 - Toyota: Aygo 1.0

MOTOR

Bosch: 0001107415 | 0001107431 | 0001107432 | 0001107438 | 0001107439 | 6004AA0003 | 6004AA0008 | 6004AA0027

EQUIVALENTE / Equivalent

Bosch: 1006209794 | 1006209810 | 1006209820 - Cargo: 235290 - Toyota: 280110Q020

1547

IMPULSOR DE PARTIDA DO MOTOR DE ARRANQUE
STARTER DRIVE / IMPULSOR DE PARTIDA

FOTO / Photo pg. 258

APLICAÇÃO / Application / Aplicación

Toyota: Avensis 1.6 - 1.8 VV T - I | Corolla 1.4 - 1.6 VV T - I | Corolla 1.8i 16v 02/1999... | Fielder 1.8 16V

MOTOR

Bosch: 0001107088 | F000AL0106 | F000AL0118 | F000AL0144 - Toyota: 248100D100 | 281000D030 | 281000D100

EQUIVALENTE / Equivalent

Bosch: 1006209695 | F000AL1432 | F000AL1690 - Toyota: 280110D030

1548

IMPULSOR DE PARTIDA DO MOTOR DE ARRANQUE
STARTER DRIVE / IMPULSOR DE PARTIDA

FOTO / Photo pg. 258

APLICAÇÃO / Application / Aplicación

Acura: EL 1.7L 2001...2005 - Honda: Civic 1.7L 2001...2005

MOTOR

AES New: 17847N | 17847NOE - AIM: SH0093R - Amsco: VS17847 - Arrowhead: SMU0404 - Beck Arnley: 1870804 - Bosch Reman: SR1319X - Boston Auto: 3191181 - Cargo: 113617 - Dixie: S80011 - Honda: 31200PLMA51 - Mitsuba: SM4423236 - Nastra: S17847 - NSA: STR3622 - Romaine: 4117847 - WAI: 22332MT
Whatcom: 22958 - Worldwide: 17754

EQUIVALENTE / Equivalent

Honda: 31200PLM

1550

IMPULSOR DE PARTIDA DO MOTOR DE ARRANQUE
STARTER DRIVE / IMPULSOR DE PARTIDA

FOTO / Photo pg. 258

APLICAÇÃO / Application / Aplicación

Agrale: Volare - Troller: T4

1550IMPULSOR DE PARTIDA DO MOTOR DE ARRANQUE
STARTER DRIVE / IMPULSOR DE PARTIDA

FOTO / Photo pg. 258

MOTOR

Bosch: 0001218821 | 0001218822 | 6033AD0J00 | 6033AD1J00 | 9000331433

EQUIVALENTE / Equivalent

Bosch: 6033AD0070

1552IMPULSOR DE PARTIDA DO MOTOR DE ARRANQUE
STARTER DRIVE / IMPULSOR DE PARTIDA

FOTO / Photo pg. 258

APLICAÇÃO / Application / Aplicación

Ford: F150 | F250 | Ranger

1553IMPULSOR DE PARTIDA DO MOTOR DE ARRANQUE
STARTER DRIVE / IMPULSOR DE PARTIDA

FOTO / Photo pg. 258

APLICAÇÃO / Application / Aplicación

Ford: Ranger V6

1555IMPULSOR DE PARTIDA DO MOTOR DE ARRANQUE
STARTER DRIVE / IMPULSOR DE PARTIDA

FOTO / Photo pg. 259

APLICAÇÃO / Application / Aplicación

Lexus: ES250 6 cil 2.5L 2508cc 1990...1991 - Toyota: Camry 4 cil 2.0L 1998cc 1989...1991 | Camry 4 cil 2.0L 1998cc 122cid 1987...1991 | Camry 6 cil 2.5L 2508cc 1988...1991 | Celica 4 cil 2.0L 1998cc 1987...1989 | Celica 4 cil 2.0L 1998cc 122cid 1987...1993 | Celica 4 cil 2.2L 2164cc 1990...1993 | Hilux | Ipsum - ZEN: Utiliza Pinhão ZEN 9506

MOTOR

Nippon: 1280007390 | 1280008400 | 1280009710 | 1280009720 | 2280000820 | 2280000822 | 2280000823 | 2280000830 | 2280000831 | 2280000832 | 2280001910 | 2280002500 | 2280003220 | 2280005490 | 2280005670 | 2280005680 | 2280006170 | 2280006172 | 2280006173 | 2280006270 | 2280006271 | 2280006272 | 2280006273 | 2280006280 | 2280006281 | 2280006283 | 2280009600

EQUIVALENTE / Equivalent

Nippon: 0280906580 | 0280996580 - Toyota: 2801174070

1556IMPULSOR DE PARTIDA DO MOTOR DE ARRANQUE
STARTER DRIVE / IMPULSOR DE PARTIDA

FOTO / Photo pg. 259

APLICAÇÃO / Application / Aplicación

Case: CX27B V8 3TNV82 2005... | CX31B V8 3TNV88 2005... | CX36B V8 3TNV88 2005... - Opel: Astra F 1.7 td 01/1995...01/1998 | Corsa | Vectra A 1.7L T DSL 1994...1995 | Vectra B 1.7L T DSL 1995...1997 - Vauxhall: Astra F Estate 1.7L T DSL 1996...1998 | Vectra B 1.7L T DSL 1995...1996 - Yanmar: 2YM15 2 cil Diesel 2004... | 3JH3 3 cil Diesel 1999...2003 | 3JH3E 3 cil Diesel | 3JH3E-YEU 3 cil Diesel | 3JH4E 3 cil Diesel 2003... | 3TNE88 1997... | 3YM20 3 cil Diesel 2004... | 3YM30 1.1L/68CI 3 cil Diesel 2004... | 4JH3E 4 cil Diesel 1994...2003 | 4TNE88 1997... | Diesel 4JH-3

MOTOR

Hitachi: S114808 | S114815 | S114883 | S114884 | S114814A | S114817A - Lester: 18219 | 18328

EQUIVALENTE / Equivalent

Hitachi: 211425554

1557IMPULSOR DE PARTIDA DO MOTOR DE ARRANQUE
STARTER DRIVE / IMPULSOR DE PARTIDA

FOTO / Photo pg. 259

APLICAÇÃO / Application / Aplicación

General Motors/Chevrolet: Corsa - Opel: Astra G 1.7L TD 1988

EQUIVALENTE / Equivalent

Hitachi: S114829

1561IMPULSOR DE PARTIDA DO MOTOR DE ARRANQUE
STARTER DRIVE / IMPULSOR DE PARTIDA

FOTO / Photo pg. 259

APLICAÇÃO / Application / Aplicación

Fiat: Brava 1.6 16V | Marea | Palio 1.6 16v | Palio Weekend 1.6 16V | Siena 1.6 16V | Strada 1.6 16V

MOTOR

Magnet Marelli: 63111016

EQUIVALENTE / Equivalent

Lucas Indiel: 220441

1562

IMPULSOR DE PARTIDA DO MOTOR DE ARRANQUE
STARTER DRIVE / IMPULSOR DE PARTIDA

FOTO / Photo pg. 259

APLICAÇÃO / Application / Aplicación

Toyota: Hilux 2.5 / 2.8 2006

MOTOR

Bosch: 00010DB98E | F000AL0111 | F000AL0137 | F004A94008

EQUIVALENTE / Equivalent

Bosch: 1006209821 | F000AL1281 | F000AL2281 | F000AL2814

1563

IMPULSOR DE PARTIDA DO MOTOR DE ARRANQUE
STARTER DRIVE / IMPULSOR DE PARTIDA

FOTO / Photo pg. 259

APLICAÇÃO / Application / Aplicación

Mercedes Benz: A170 CDI 07/1998...01/2001 - Mitsubishi: L200 | Nativa | Pajero | Pajero 2.8 1997

MOTOR

Mitsubishi: M8T70071 | M8T75073 | M8T78611 | ME202424 | ME202970 | ME204425 | M8T75073A | M008T75073

EQUIVALENTE / Equivalent

Mitsuba: M191X68785 - Mitsubishi: M191T68771 | M191X68171

1566

IMPULSOR DE PARTIDA DO MOTOR DE ARRANQUE
STARTER DRIVE / IMPULSOR DE PARTIDA

FOTO / Photo pg. 259

APLICAÇÃO / Application / Aplicación

Harley Davidson: Moto | MY91 - 06 BT except MY06 Dyna - ZEN: Utiliza Pinhão ZEN 9492

1567

IMPULSOR DE PARTIDA DO MOTOR DE ARRANQUE
STARTER DRIVE / IMPULSOR DE PARTIDA

FOTO / Photo pg. 259

APLICAÇÃO / Application / Aplicación

Mitsubishi: L200 2.5 4WD | L300 | Pajero 2.5 td | Space Gear 2.5

MOTOR

Mitsubishi: M2T87371 | M2T87971 | M2T88071 | M2T88271 | M002T87371 | M002T87971 | M002T88071 | M002T88271

EQUIVALENTE / Equivalent

Mitsubishi: MD619204 | M191X68471

1570

IMPULSOR DE PARTIDA DO MOTOR DE ARRANQUE
STARTER DRIVE / IMPULSOR DE PARTIDA

FOTO / Photo pg. 259

APLICAÇÃO / Application / Aplicación

Especial/Special: Especial/Special

1573

IMPULSOR DE PARTIDA DO MOTOR DE ARRANQUE
STARTER DRIVE / IMPULSOR DE PARTIDA

FOTO / Photo pg. 259

APLICAÇÃO / Application / Aplicación

Remy: 42 MT

EQUIVALENTE / Equivalent

Remy: 10500277

1574

IMPULSOR DE PARTIDA DO MOTOR DE ARRANQUE
STARTER DRIVE / IMPULSOR DE PARTIDA

FOTO / Photo pg. 259

APLICAÇÃO / Application / Aplicación

Especial/Special: Especial

1575

IMPULSOR DE PARTIDA DO MOTOR DE ARRANQUE
STARTER DRIVE / IMPULSOR DE PARTIDA

FOTO / Photo pg. 259

APLICAÇÃO / Application / Aplicación

ZEN: Especial/Special

1576

IMPULSOR DE PARTIDA DO MOTOR DE ARRANQUE
STARTER DRIVE / IMPULSOR DE PARTIDA

FOTO / Photo pg. 259

APLICAÇÃO / Application / Aplicación

Citroën: Berlingo 1.9 D | Berlingo 2.0 HDi | Jumper 1.9 D | Jumper 2.0 HDi - Peugeot: 206 1.9 D | 206 2.0 HDi | 307 2.0 HDi | Partner 1.9 D | Partner 2.0 HDi | Ranch 1.9 D | Ranch 2.0 HDi

1576

IMPULSOR DE PARTIDA DO MOTOR DE ARRANQUE
STARTER DRIVE / IMPULSOR DE PARTIDA

FOTO / Photo pg. 259

MOTOR

Bosch: 0001108400

EQUIVALENTE / Equivalent

Bosch: 1006209812 - Lucas Indiel: 220443

1577

IMPULSOR DE PARTIDA DO MOTOR DE ARRANQUE
STARTER DRIVE / IMPULSOR DE PARTIDA

FOTO / Photo pg. 259

APLICAÇÃO / Application / Aplicación

Hyundai: H 100 | Mighty Truck 2.5 ton. - ZEN: Utiliza o Pinhão ZEN 12656

MOTOR

Ford: E57Z11002A | E57Z11002A | E57A11000AA - Hyundai: 3610042010 | 3610042011 | 3610047650 - Mitsubishi: MD050205 | M002T56971 | M002T61071 | M002T61171

EQUIVALENTE / Equivalent

Cargo: 231269 - Hyundai: 3613942000

1585

IMPULSOR DE PARTIDA DO MOTOR DE ARRANQUE
STARTER DRIVE / IMPULSOR DE PARTIDA

FOTO / Photo pg. 259

APLICAÇÃO / Application / Aplicación

Ford: Ecosport 2.0 2004 | Escape 2.3L (140) L4 2005...2006 | Escape 4 cil 2005...2009 | Focus 2.3L (140) L4 2003...2006 | Ranger 2.3L (140) L4 2001...2006 - Jaguar: S-Type 3.0L 2000...2004 - Lincoln: LS 3.0L (182) V6 2000...2004 - Mazda: B Séries Pick Up 2.3L 2001...2006 | Tribute 2.3L 2005...2006 - Mercury: Mariner 2.3L (140) L4 2005...2006

MOTOR

Ford: 3S4T11000AB | 3S4T11000AC | 3S4Z11002AB - Motorcraft: 6S4Z11002AA

EQUIVALENTE / Equivalent

Ford: 1L5T11000AA

1588

IMPULSOR DE PARTIDA DO MOTOR DE ARRANQUE
STARTER DRIVE / IMPULSOR DE PARTIDA

FOTO / Photo pg. 259

APLICAÇÃO / Application / Aplicación

Renault: R4 | R5 | R6

MOTOR

Iskra: AZE0303 | AZE3504 | AZE3519 | 11130034 | 11130155 | 11130292

EQUIVALENTE / Equivalent

Iskra: 16900068

1592

IMPULSOR DE PARTIDA DO MOTOR DE ARRANQUE
STARTER DRIVE / IMPULSOR DE PARTIDA

FOTO / Photo pg. 260

APLICAÇÃO / Application / Aplicación

Mitsubishi: Empilhadeira SG 25 - Nissan: Lift Trucks H30 Vários Modelos | Lift Trucks AEH Z24 | Lift Trucks AH A15 | Lift Trucks AH H20 | Lift Trucks APH A15 | Lift Trucks ASH A15 | Lift Trucks CEGH Z24 | Lift Trucks CEH Z24 | Lift Trucks CPH A15 | Lift Trucks CPH H20 | Lift Trucks CPH Z24 | Lift Trucks CRGH H20 | Lift Trucks CRGH Z24 | Lift Trucks EGH H20 | Lift Trucks EH A15 | Lift Trucks EH H20 | Lift Trucks H01 A15 Gas. | Lift Trucks H01 H20 Gas. | Lift Trucks H02 H20 Gas. | Lift Trucks H02 Z24 LPG | Lift Trucks KAH A15 | Lift Trucks KAH H20 | Lift Trucks KAP H20 | Lift Trucks KAP H25 | Lift Trucks KCEH H20 | Lift Trucks KCEH H25 | Lift Trucks KCH02 H20 Gas. | Lift Trucks KCH02 H25 Gas. | Lift Trucks KCPH A15 | Lift Trucks KCPH H20 | Lift Trucks KCUGH H20 | Lift Trucks KCUGH H25 | Lift Trucks KEGH H20 | Lift Trucks KEGH H25 | Lift Trucks KEH H20 | Lift Trucks KEH H25 | Lift Trucks KH01 A15 Gas. | Lift Trucks KH01 H20 Gas. | Lift Trucks KH02 H20 Gas. | Lift Trucks KH02 H25 Gas. | Lift Trucks KPH A15 | Lift Trucks KPH H20 | Lift Trucks KUGH H20 | Lift Trucks KUGH H25 | Lift Trucks PH01 A15 | Lift Trucks PH02 A15 | Lift Trucks RGH02 A15 | Lift Trucks UF03 H30 | Lift Trucks UGF03 H30 | Lift Trucks YF03 H30 | Lift Trucks YGF03 H30 | Lift Trucks Z24 Vários Modelos
TCM Equipment Ag: Lift Trucks FHG20N H25 | Lift Trucks FHG20N Z24 | Lift Trucks FHG25N H25 | Lift Trucks FHG25N Z24 | Lift Trucks FHG30N H25 | Lift Trucks FHG30N Z24

MOTOR

Mitsubishi: M0T65381 | M0T65581 | M1T60081 | M1T60181 | M1T60581 | M000T65381 | M000T65581 - Nissan: 23300F4U10 | 23300FU410 | 23300GS20A

EQUIVALENTE / Equivalent

Mitsubishi: M191T12971

1594

IMPULSOR DE PARTIDA DO MOTOR DE ARRANQUE
STARTER DRIVE / IMPULSOR DE PARTIDA

FOTO / Photo pg. 260

APLICAÇÃO / Application / Aplicación

Yanmar Engine Marine: 2005 | 2100 | 2103 | 2105 | 2200 | 2205 | 2300 | 2305 | 2500 | 2505 | 2525 | 2535 | 270 AT I | 300 AT I | 75 240 AT I | F 2000 | FSB 2005 DH

MOTOR

Bosch: 0001364400 | 0001364402 | 0001368313 | 0001368318

EQUIVALENTE / Equivalent

André Niermann: 01364402 - Bosch: 2006209540 | 2006209542 - Boston Auto: 31206194 | 31206059D | 31206194A - Cargo: 111636 | 137231 | 139506 - Case: 112055 - Daf: 126246 | 289183 | 1276165 | 1287890 - Delco Reman: DRS1170 | DRS3293 | DRS7090 - HC Parts: CS387 | CS1129

1595

IMPULSOR DE PARTIDA DO MOTOR DE ARRANQUE
STARTER DRIVE / IMPULSOR DE PARTIDA

FOTO / Photo pg. 260

APLICAÇÃO / Application / Aplicación

Caterpillar: Blue Bird USA Cat 3126 7.2 - International: Navistar DT 444E V8 7.3 - John Deere: 1550/608 1H 6 Cil | 7820/608 1H 6 Cil | Trator 4045 4 cil 4.5 Gradall

MOTOR

Lucas Indiel: 35259260 | 35259520 | 35259830 | 35259840 | 35260830 | 35260840

EQUIVALENTE / Equivalent

Lucas Indiel: 35260832

1596

IMPULSOR DE PARTIDA DO MOTOR DE ARRANQUE
STARTER DRIVE / IMPULSOR DE PARTIDA

FOTO / Photo pg. 260

APLICAÇÃO / Application / Aplicación

Agrale: 5075 BX 150 | 5085.4 BX 150 - Ford: F100 MWM SÉRIE X - 10 E 229 | F1000 MWM SÉRIE X - 10 E 229 | F14000 MWM SÉRIE X - 10 E 229 | F150 MWM SÉRIE X - 10 E 229 | F250 MWM SÉRIE X - 10 E 229 | F3500 MWM SÉRIE X - 10 E 229 | F4000 MWM Série X - 10 E 229 | F7000 MWM SÉRIE X - 10 E 229 - New Holland: Línea TL Exitus: TL65 / 75 / 85 / 95E MWM

MOTOR

Lucas Indiel: 35259680 | 35259750 | 35261355 | 35261425

EQUIVALENTE / Equivalent

Lucas Indiel: 229938 | 35259938 | 35261299

1597

IMPULSOR DE PARTIDA DO MOTOR DE ARRANQUE
STARTER DRIVE / IMPULSOR DE PARTIDA

FOTO / Photo pg. 260

APLICAÇÃO / Application / Aplicación

Ford: Fiesta 1.2, 1.4, 1.6 16V | Focus 1.4, 1.6 16V

MOTOR

Bosch: 0001107407 | 0001107410 | 0001107417 | 0001107418

EQUIVALENTE / Equivalent

Bosch: 1006209804 - Ford: 256U11000CA - Lucas Indiel: 220445

1600

IMPULSOR DE PARTIDA DO MOTOR DE ARRANQUE
STARTER DRIVE / IMPULSOR DE PARTIDA

FOTO / Photo pg. 260

APLICAÇÃO / Application / Aplicación

Case: CS 110 Sisu 4 cil Turbo 4.4 | CS 130 Sisu 6 cil Turbo 6.6 | CS 68 Sisu 3 cil Turbo 3.3 | CS 75 Sisu 3 cil Turbo 3.3 | CS 78 Sisu 4 cil Turbo 4.4 - Landini: Atlas 75 Perkins 1004 4 - Massey Ferguson: AA 550 Perkins / MWM 6 cil | AA 660 Perkins / MWM 6 cil | MF 200 Perkins / MWM 4, 6 cil | MF 2600 Perkins / MWM 4, 6 cil | MF 3060 Perkins A4.248 | MF 3065 Perkins AT4.236 | MF 34 yl Perkins / MWM 6c | MF 38 Perkins/MWM 6 cil | MF 383 Perkins - A4.236 | MF 400 Perkins / MWM 4, 6 cil | MF 400X Perkins / MWM 4, 6 cil | MF 4200 Perkins / MWM 4, 6 cil | MF 500 Perkins / MWM 4, 6 cil | MF 5200 Perkins / MWM 4, 6 cil | MF 5300 Perkins / MWM 4, 6 cil | MF 8140 620DE | MF 8150 620DS | MF 8160 634DS | MF 8250 634DWE 7.4 | MF 8280 645.142DSBIE 8.4 - Sampo Rosenlew: SR 2035 4 cil | SR 2045 4 cil Turbo | SR 2055 6 cil | SR 2065 6 cil Turbo | SR 2075 TS 6 cil Turbo | SR 2085 TS 6 cil Turbo | SR 3045 620DSEL 6.6 | SR 3065 620DSBAEL 6.6 - Ursus: C-330M/335 S312C | C-360 S4003 - Valtra: 255 320D | 355 320D | 365S 320DS Turbo | 455 320DS Turbo | 465 320DS Turbo | 504 310B 2.7 | 565 320DS Turbo | 604 311C/CS 3.3 | 6100 320DS Turbo | 620DSBIE 7.4 | 6300 420 4.4 | 6400 420DS/DW | 6600 320DS Turbo/420DS | 665S 420D | 6750 420DWRIE 4.4 | 6800 420DWI | 6850 420DWRIE 4.4 | 800 | 8000 620D | 805 | 805-4 TD44DS8(411DS8) 4.4 | 8050 | 8050 620 DS 6.6 | 8100 | 8150 | 8200 | 8350 620DSI | 8400 | 8400 620DS Turbo | 8450 620 DWRE 6.6 | 8450 620DS Turbo | 8550 634DSRE 7.4 | 8550,875 634DS Turbo | 865 420DS Turbo | 8950 634DSBIE | 900 420DSRE 4.4 | All Models | C100 420DS Turbo | C15,C20 420DS | C200 420DS | Mega 8050 620D | Mega 8150 620D | Mega 8550 620DS | Mega 8750 634 DA, DS | S260 645DSBAE 8.4 | X120 420DWRIE 4.4

MOTOR

Iskra: AZJ320 | AZJ3234 | AZJ3247 | AZJ3319 | AZJ3405 | 11130692 | 11130710 | 11130897 | 11131249

EQUIVALENTE / Equivalent

Iskra: 16902733 | 16904847

1601IMPULSOR DE PARTIDA DO MOTOR DE ARRANQUE
STARTER DRIVE / IMPULSOR DE PARTIDA

FOTO / Photo pg. 260

APLICAÇÃO / Application / Aplicación

Kia: Besta 2.5 - 2.7

MOTOR

Mando: K71F18400

1602IMPULSOR DE PARTIDA DO MOTOR DE ARRANQUE
STARTER DRIVE / IMPULSOR DE PARTIDA

FOTO / Photo pg. 260

APLICAÇÃO / Application / Aplicación

Agco: Agco/M.F./Perkins M93R12V - Massey Ferguson: Colheitadeira 3640 | Colheitadeira 5650 - Perkins: 3152 | 4203 | 4236 | 6305 | 6354 - ZEN: Utiliza Planetária 12675

MOTOR

Lucas Indiel: 35259310 | 35261175

EQUIVALENTE / Equivalent

Lucas Indiel: 229916 | 35259916

1603IMPULSOR DE PARTIDA DO MOTOR DE ARRANQUE
STARTER DRIVE / IMPULSOR DE PARTIDA

FOTO / Photo pg. 260

APLICAÇÃO / Application / Aplicación

Cummins: C 6ct 83 | C 6cta 83 - Volkswagen: Titan Cummins C | Worker Cummins - Zanello: 500 | 540 | 580 | 690

MOTOR

Lucas Indiel: 35261135 | 35261395 | 35261740 | 35261780 | 35262190

EQUIVALENTE / Equivalent

Lucas Indiel: 35261134 | 35261527

1604IMPULSOR DE PARTIDA DO MOTOR DE ARRANQUE
STARTER DRIVE / IMPULSOR DE PARTIDA

FOTO / Photo pg. 260

APLICAÇÃO / Application / Aplicación

Mercedes Benz: Motor Cummins 6B Eletrônico 5.9 - Volkswagen: Caminhão Constellation 24.250 | Ônibus Cummins 6B Eletrônico 5.9 - Zanello: 160 - PTRAC | 180 - PTRAC

MOTOR

Lucas Indiel: 35259240 | 35261770 | 35262020 | 35262460 - Volkswagen: 2W0911023C

EQUIVALENTE / Equivalent

Lucas Indiel: 35260958

1605IMPULSOR DE PARTIDA DO MOTOR DE ARRANQUE
STARTER DRIVE / IMPULSOR DE PARTIDA

FOTO / Photo pg. 260

APLICAÇÃO / Application / Aplicación

Kia: Pop Pride

EQUIVALENTE / Equivalent

Remy: ESP281

1607IMPULSOR DE PARTIDA DO MOTOR DE ARRANQUE
STARTER DRIVE / IMPULSOR DE PARTIDA

FOTO / Photo pg. 260

APLICAÇÃO / Application / Aplicación

Hyundai: H-1 2.5 TD - 2.5 TD 4WD | H100 | HR | Porter 2.5 TD - Kia: Bongo 2008 | K2500 2.5D | Pregio 2.5 TCID - Mitsubishi: Katana | L200 Diesel | Pajero Classic 2.5 TD | Pajero II 2.5 TD - 2.5 TDI | Pajero III 2.5 TDI | Pajero Pinin 2.0 GDI | Pajero Sport 2.5 TD - Nissan: Interstar 90 DCI - 100 DCI - 120 DCI | Primastar 150 DCI
Opel: Movano 2.2 DTI - 2.5 DTI | Vivaro 2.5 DTI - Renault: Avantime 2.2 DCI | Espace IV 2.2 DCI | Laguna II 2.2 DCI | Laguna II Grandtour 2.2 DCI | Master 2010... | Master II 2.2 DCI 90 - 2.5 DCI 120 | Master III 2.5 DCI - 2.5 DCI 100 | Trafic II 2.5 DCI 135 | Velsatis 2.2 DCI

MOTOR

Valeo: D8R1 | D7R34 | D7R53 | D7R56 | D7R57 | 438158 | 438162 | 438186 | 455899 | 455954 | 458172 | 458178 | DSL42350 | 3610042350 | TM000A36101 | 36100DSL42350

EQUIVALENTE / Equivalent

Cargo: 231932 - Hyundai: 3616042300 - Valeo: 188993 | 594410 | 0809042

1608

IMPULSOR DE PARTIDA DO MOTOR DE ARRANQUE
STARTER DRIVE / IMPULSOR DE PARTIDA

FOTO / Photo pg. 260

APLICAÇÃO / Application / Aplicación

General Motors/Chevrolet: Kodiak | Sierra 6.6L Diesel | Silverado 2001...2006 | Topkick Trucks 6.6L Diesel - Hitachi: Osgr 2.2KW 12v | OSGR 2.2KW 12v - ZEN: Utiliza Pinhão ZEN 13224

EQUIVALENTE / Equivalent

Cargo: 235510 - General Motors/Chevrolet: 97209548 | 97720446 | 97729079 - Hitachi: S14100D | S14100E | S14101A | S14101B - Isuzu: 2902769300 | 8972095483 | 8973291631 | 8973828350 - Lester: 17801

1612

IMPULSOR DE PARTIDA DO MOTOR DE ARRANQUE
STARTER DRIVE / IMPULSOR DE PARTIDA

FOTO / Photo pg. 260

APLICAÇÃO / Application / Aplicación

Ford: Ranger 1.8

EQUIVALENTE / Equivalent

Ford: 32051112

1613

IMPULSOR DE PARTIDA DO MOTOR DE ARRANQUE
STARTER DRIVE / IMPULSOR DE PARTIDA

FOTO / Photo pg. 260

APLICAÇÃO / Application / Aplicación

Ford: Ranger 1.6

EQUIVALENTE / Equivalent

Lucas: 11123205

1614

IMPULSOR DE PARTIDA DO MOTOR DE ARRANQUE
STARTER DRIVE / IMPULSOR DE PARTIDA

FOTO / Photo pg. 260

APLICAÇÃO / Application / Aplicación

Ford: Pick Up Lobo V6 - Ssangyong: Actyon 2.0 16V 2008...2012 | Kyron 2.0 16V TDI 2009...2015 | New Actyon Sport 2.0 16V 2007...2015 | Rexton II 2.7 16V TDI 2006...2012 | Rexton RX 270 2.7 16V XDI 2005 | Rexton W 2.7 16V XDI 2015

MOTOR

Remy: 8000203 | 8000959 | 9000869 - Ssangyong: 6611513801 | 66115141101

EQUIVALENTE / Equivalent

Remy: 10452918

1615

IMPULSOR DE PARTIDA DO MOTOR DE ARRANQUE
STARTER DRIVE / IMPULSOR DE PARTIDA

FOTO / Photo pg. 261

APLICAÇÃO / Application / Aplicación

Especial/Special: Jeep (Company MM) MDI 3000

EQUIVALENTE / Equivalent

Lucas: 26257341 - Mahindra: 4001115632A

1616

IMPULSOR DE PARTIDA DO MOTOR DE ARRANQUE
STARTER DRIVE / IMPULSOR DE PARTIDA

FOTO / Photo pg. 261

APLICAÇÃO / Application / Aplicación

Bedford: TL 1000 330 | TL 1260 330 | TL 1630 330 Turbo (107 bhp) | TL 860 330 - Case: 1820 | ACCO1820 | TX36 - JCB: 420 / 430 | 4CX Turbocharged/Intercooled | 807C | 811 | 812 | 814 | 817 | 818 | 820 | Fastrac (635) 125 | Fastrac (635) 145 | JCB Fastrac (636) 125 | JCB Fastrac (636) 135 | JCB Fastrac (636) 155 | JCB Fastrac (636) 187 - Landini: 10000S A6.354.4 | 12500 A6.354.4 | 13000 A6.354.4 | 14500 AT6.354.4 | 65 A4.236 | 6560 F/L/V A4.236 | 6860 A4.236 | 6880 A4.236 | 75 A4.236 | 7560 F/L A4.236 | 7860 A4.236 | 7880 A4.236 | 85 A4.248 | 8560 F/L A4.248 | 8860 A4.248 | 8880 A4.248 | 9080 T4.236 | 95 T4.236 | 9880 T4.236 | C 75 A4.236 | C 85 A4.248 | C 95 T4.236 | CF 6830 A4.236 | CF 75 A4.236 | CF 85 A4.248 - Mahindra: Especial/Special - Massey Ferguson: MF 102 Perkins-A6.372 | MF 102 Perkins-AT6.354 | MF 105 | MF 1080 Perkins A4.318 | MF 1080 S-4RM Perkins A4.318 | MF 1085 A4.318 | MF 11 | MF 1100 Perkins A6.354 | MF 1104 | MF 1114 Perkins A6.354 | MF 1250 Séries Perkins A6.354.4 | MF 178 Perkins A4.248 | MF 186 | MF 201 | MF 205 | MF 206 | MF 207 | MF 30 D | MF 3060 / 3065 | MF 307 | MF 3070 Perkins AT4.236 | MF 374 S,V,F Perkins A4.236 | MF 394 S,F Perkins A4.248 | MF 487 | MF 50 10TD Perkins A4.236/A4.318 | MF 50 10TD/9TD Perkins A4.236/A4.212 | MF 50 9TD / EX Perkins A4.236 | MF 506 | MF 510 | MF 520 / 525 Perkins A6.354 | MF 592 / 595 Perkins A4.318 | MF 6150 1004-4THR | MF 6160 1006-6 | MF 620 / 625 Perkins A6.372 | MF 675 9TD/10TD Perkins A4.236 | MF 685 | MF 690 9TD/10TD Perkins A4.248 | MF 9500 Séries Perkins A6.354 | TX 45

New Holland: 158 | 175 | 2000 | 201 | 2514 E 256 C.I | 256 | 2600 | 2610 | 2810 | 2910 | 3000 | 3230 BSD332 | 3310 01.91 ...01/1991 | 3310X4 01.91 ...01/1991 | 3430 | 3600 | 3610 | 3900 | 3910 ...01/1991 | 3910 H | 3930 H | 4000 | 401C.I | 401C.I ...01/1991 | 4100 | 4130 H 4.4 | 444 01.91 ...01/1991 | 4600 | 4610 ...01/1991 | 4630 | 5000 | 550 | 555 | 5600 | 5610 ...01/1991 | 5640 Powerstar | 5700 | 5900 | 620 Combine ...01/1991 | 622 Combine ...01/1991 | 654 County | 655 A | 6600 | 6610 ...01/1991 | 6700 | 6710 ...01/1991 | 6810 | 7000 | 7410 | 754 County | 7600 | 7610 | 764 County | 7700 | 7710 ...01/1991 | 774 County | 7810 | 7910 | 8000 | 8200 ...01/1991 | 8260 Powerstar 7.5 | 8530 | 8600 | 8630 | 8700 | 8830 | 9000 | 910 Speed Power ...01/1991 | 912 Speed Power ...01/1991 | 944 County | 9600 | 964 County | 9700 | 974 County | BSD442 | M Série 7,5 ...09/1995 | NH 95 M8Y ...01/1996 | P357 e 358 ...01/1991 | Séries 10,L/Cab - Renault Agri: 70-12 SP Perkins 4.236 | 70-14 SP Perkins 4.236 | 70-32 PA/PE/PS/PX Perkins 4.236 | 70-34 PA/PE/PS/PX Perkins 4.236 | 701-4F Perkins 4.236 | 80-12 SP Perkins 4.248 | 80-14 SP Perkins 4.248 | 80-32 PA/PE/PS/PX Perkins 4.248 | 80-34 PA/PE/PS/PX Perkins 4.248 | Ceres 75 2X4/4X4 Perkins 4.236 | Ceres 75X 2X4/4X4 Perkins 4.236

1616

IMPULSOR DE PARTIDA DO MOTOR DE ARRANQUE
STARTER DRIVE / IMPULSOR DE PARTIDA

FOTO / Photo pg. 261

MOTOR

Iskra: AZJ3144 | AZJ3148 | AZJ3151 | AZJ3182 | AZJ3198 | AZJ3201 | AZJ3203 | AZJ3205 | AZJ3206 | AZJ3212 | AZJ3248 | AZJ3287 | AZJ3305 | AZJ3306 | AZJ3315 | AZJ3352 | AZJ3357 | AZJ3447 | 11130509 | 11130520 | 11130526 | 11130579 | 11130624 | 11130627 | 11130629 | 11130631 | 11130632 | 11130659 | 11130711 | 11130785 | 11130835 | 11130872 | 11130875 | 11130890 | 11130998 | 11131018 | 11131635

EQUIVALENTE / Equivalent

Iskra: 16901694

1617

IMPULSOR DE PARTIDA DO MOTOR DE ARRANQUE
STARTER DRIVE / IMPULSOR DE PARTIDA

FOTO / Photo pg. 261

APLICAÇÃO / Application / Aplicación

Ford: Focus I4 Automático/Manual | Ranger Duratec HE 2.3

MOTOR

Lucas Indiel: 35261260 | 35261295 | 35261640

EQUIVALENTE / Equivalent

Lucas Indiel: 35261112 | 35262929

1618

IMPULSOR DE PARTIDA DO MOTOR DE ARRANQUE
STARTER DRIVE / IMPULSOR DE PARTIDA

FOTO / Photo pg. 261

APLICAÇÃO / Application / Aplicación

Renault: Master Eletrônico DCi120 2005

MOTOR

Valeo: D7G11 | 8200225336

EQUIVALENTE / Equivalent

Valeo: 191363

1619

IMPULSOR DE PARTIDA DO MOTOR DE ARRANQUE
STARTER DRIVE / IMPULSOR DE PARTIDA

FOTO / Photo pg. 261

APLICAÇÃO / Application / Aplicación

Daewoo: Musso 2.3 - Mercedes Benz: 190 1.8 | 190 2.0 | 190 2.0 E | 190 2.3 E | 190 2.5 16V | C 180 - 200 - Kompressor - 220 - 230 | C 230 Kompressor | CLK 200 - Kompressor | CLK 230 - Kompressor | E200 Kompressor - V200 - V230 | Sprinter 214 | Sprinter 314 | Sprinter 414 2.3 | Vito 2.0 113 - 114 - Opel: Astra 1.2 16V | Astra 1.4 16V | Astra 1.6 16V | Astra 1.6i | Corsa 1.0 12V | Corsa 1.2 16V | Corsa 1.4 16V | Corsa 1.6i | Corsa 1.8 16V | Meriva | Tigra | Vectra 1.4 16V | Vectra 1.6 16V
Vauxhall: Corsa 1.0 12V | Corsa 1.2 16V | Corsa 1.4 16V | Corsa 1.6i | Corsa 1.8 16V - Volkswagen: Passat Alemão

MOTOR

Bosch: 0001107401 | 0001107402 | 0001107403 | 0001107404 | 0001107405 | 0001107406 | 0001107408 | 0001107409 | 0001107421 | 0001107427 | 0001107428 | 0001107435 | 0001107436 | 0001107446 | 0001107447

EQUIVALENTE / Equivalent

Bosch: 1006209793 | 1006209801 | 1006209807 - Cargo: 234247

1620

IMPULSOR DE PARTIDA DO MOTOR DE ARRANQUE
STARTER DRIVE / IMPULSOR DE PARTIDA

FOTO / Photo pg. 261

APLICAÇÃO / Application / Aplicación

Daewoo: Damas

EQUIVALENTE / Equivalent

Remy: 10475540

1621

IMPULSOR DE PARTIDA DO MOTOR DE ARRANQUE
STARTER DRIVE / IMPULSOR DE PARTIDA

FOTO / Photo pg. 261

APLICAÇÃO / Application / Aplicación

Agrale: Trator 4230 CAT 3126 M790 | Trator 4230.4 CAT 3126 M790

MOTOR

Lucas Indiel: 35260890 - Prestolite: 35260890

EQUIVALENTE / Equivalent

Lucas Indiel: 35260975 - Prestolite: 35260975

1622

IMPULSOR DE PARTIDA DO MOTOR DE ARRANQUE
STARTER DRIVE / IMPULSOR DE PARTIDA

FOTO / Photo pg. 261

APLICAÇÃO / Application / Aplicación

Agco: Agco/M.F. M93R12V - International: Jacto Perkins 1006/ T | Maxion S4 | Perkins 1006/ T | Retroescavadeira Maxion S 4 - Massey Ferguson: Maxion 3000
Perkins 4000 4.1 | MF 265 Perkins A4.236 3.9 | MF 275 Perkins P4000 4.1 | MF 283 Perkins P4000 4.1 | MF 290 Perkins P4000 4.1 | MF 292 Perkins P4000 4.1 | MF 5275
Perkins Série 4.41 4.1 | MF 5285 Perkins Série 4.41 4.1 | MF 52902 Perkins Série 4.41 4.1 | MF 5300 Perkins 1004 4T 4.0 | MF 5310 Perkins 1004 4T 4.0 | MF 86HS Perkins
4.236 4.0 | MF 96 Perkins 4000 4.1

MOTOR

Lucas Indiel: 35259300 | 35260940 | 35260950 | 35261070 - Prestolite: 35260940 | 35260950 | 35261070

EQUIVALENTE / Equivalent

Lucas: 229278 | 35259278 - Lucas Indiel: 229278 | 35259278 - Prestolite: 229278 | 35259278

1623

IMPULSOR DE PARTIDA DO MOTOR DE ARRANQUE
STARTER DRIVE / IMPULSOR DE PARTIDA

FOTO / Photo pg. 261

APLICAÇÃO / Application / Aplicación

Ford: Cargo Cummins ISBe 6 cil | F12000 Cummins B Aftercooler 5.9 | F14000 Cummins B Aftercooler 5.9 | F16000 Cummins B Aftercooler 5.9 - Volkswagen: Caminhão
Cummins B Eletrônico

MOTOR

Lucas Indiel: 35259880 | 35261120 | 35261155 | 35262580 - Prestolite: 35259880 | 35261120 | 35261155

EQUIVALENTE / Equivalent

Lucas Indiel: 226660 | 35260999 - Prestolite: 226660 | 35260999

1624

IMPULSOR DE PARTIDA DO MOTOR DE ARRANQUE
STARTER DRIVE / IMPULSOR DE PARTIDA

FOTO / Photo pg. 261

APLICAÇÃO / Application / Aplicación

Fiat: 440 | 450 | 455 | 50 | 60 | 65 | 70 | 80 | 85 - Ford: 3010S 1992...1996 | 3830 1992...1996 | 4010S 1992...1996 | 4030 1992...1996 | 5010S 1996... | TN55 |
TN55D | TN55S | TN65 | TN65 Turf | TN65D | TN65S | TN65V | TN70 | TN70D | TN70S | TN75 | TN75D | TN75S | TN75V - New Holland: Especial/Special |
Trator

MOTOR

Bosch: 0001223503 | 0001223504 | 0001362105 - Iveco: 500338953 - Lucas Indiel: LRS1976 | LRS01976 - Magneti Marelli: MSN2036

EQUIVALENTE / Equivalent

Bosch: 6033AD0331

1629

IMPULSOR DE PARTIDA DO MOTOR DE ARRANQUE
STARTER DRIVE / IMPULSOR DE PARTIDA

FOTO / Photo pg. 261

APLICAÇÃO / Application / Aplicación

Mercedes Benz: E 270 CDI | E 320 CDI | ML 270 CDI | S 320 CDI | Sprinter 2.3 2000...2003 | Sprinter 216 | Sprinter 316 | Sprinter 416 CDI

MOTOR

Bosch: 0001223005 | 0001223006 - Mercedes Benz: 51512501

EQUIVALENTE / Equivalent

Bosch: 6033AD0218

1630

IMPULSOR DE PARTIDA DO MOTOR DE ARRANQUE
STARTER DRIVE / IMPULSOR DE PARTIDA

FOTO / Photo pg. 261

APLICAÇÃO / Application / Aplicación

Alfa Romeo: Alfa Romeo 156 | Alfa Romeo 166 2.4 TD - BMW: BMW 325 | BMW 525 | BMW 725 - Fiat: Brava 1.9 TD | Bravo 1.9 TD | Marea 1.9 | Marea 2.4 TD
Lancia: K 2.4 TD - Opel: Omega 2.5 TD

MOTOR

Fiat: 46454895 | 46463250 - Magneti Marelli: 63114008 | 63114010 | 63222005

EQUIVALENTE / Equivalent

Fiat: 9947748

1631

IMPULSOR DE PARTIDA DO MOTOR DE ARRANQUE
STARTER DRIVE / IMPULSOR DE PARTIDA

FOTO / Photo pg. 261

APLICAÇÃO / Application / Aplicación

Audi: A4 2.5 TDI | A6 2.5 TDI | A8 2.5 TDI | Quattro - Skoda: Super B 2.5 TDI - Volkswagen: Passat 2.5 TDI | Syncro 4 Motion

MOTOR

Bosch: 0001109021 | 0001109022 | 0001109066 | 0001109067

1631

IMPULSOR DE PARTIDA DO MOTOR DE ARRANQUE
STARTER DRIVE / IMPULSOR DE PARTIDA

FOTO / Photo pg. 261

EQUIVALENTE / Equivalent

Bosch: 1006209666 | 1006209936

1632

IMPULSOR DE PARTIDA DO MOTOR DE ARRANQUE
STARTER DRIVE / IMPULSOR DE PARTIDA

FOTO / Photo pg. 261

APLICAÇÃO / Application / Aplicación

Audi: A3 1.6 - 1.6 FSI | A3 2.0 FSI - Seat: Altea 1.6 | Altea 2.0 FSI | Cordoba 1.2 | Cordoba 1.4 16V | Cordoba 1.6 | Ibiza 1.2 | Ibiza 1.4 16V | Ibiza 1.6 | Stella - Skoda: Fabia 1.2 | Fabia 1.4 16V - Volkswagen: Beetle 2005... 2009 | Bora 1.6 FSI | Bora 2.0 FSI | Caddy 1.4 | Golf 2005... 2009 | Golf 1.4 16V - 1.4 FSI - 1.6 FSI - 2.0 FSI | Jetta 2005... 2009 | Multivan 2.0 | Polo 1.4 16V - 1.4 FSI | Touran 1.6 - 1.6 FSI - 2.0 FSI | Transporter 2.0

MOTOR

Bosch: 0001120400 | 0001120401 | 0001120404 | 0001120405 | 0001120406 | 0001120407 | 0001120408 | 0001120409 | 0001120410 | 0001120411 | 0001121408 | 0001121409 | 0001121410 | 0001121411 | 0001122400 | 0001122401

EQUIVALENTE / Equivalent

Bosch: 1006209806

1633

IMPULSOR DE PARTIDA DO MOTOR DE ARRANQUE
STARTER DRIVE / IMPULSOR DE PARTIDA

FOTO / Photo pg. 261

APLICAÇÃO / Application / Aplicación

Tramontini: Trator T3230 4 Série Brasil | Trator T5045 4 Série Brasil

1635

IMPULSOR DE PARTIDA DO MOTOR DE ARRANQUE
STARTER DRIVE / IMPULSOR DE PARTIDA

FOTO / Photo pg. 261

APLICAÇÃO / Application / Aplicación

Ford: F1000 Maxion HS 4 cil 2.5 | Ranger Maxion HS 4 cil 2.5 - General Motors/Chevrolet: Blazer Maxion HS 4 cil 2.5 | S10 Maxion HS 4 cil 2.5 - International: Matra Maxion HS 4 cil 2.5 | Retroescavadeira Maxion HS 4 cil 2.5 - Land Rover: Defender Gemini III 4 cil 2.5 | Discovery Gemini III 4 cil 2.5 - Mercedes Benz: Sprinter Maxion HS 4 cil 2.5 - Troller: T4

MOTOR

Lucas Indiel: 35258490 | 35258660 | 35259040 | 35259400 | 35260828

EQUIVALENTE / Equivalent

Lucas Indiel: 229023

1636

IMPULSOR DE PARTIDA DO MOTOR DE ARRANQUE
STARTER DRIVE / IMPULSOR DE PARTIDA

FOTO / Photo pg. 262

APLICAÇÃO / Application / Aplicación

Agrale: Trator 4100 | Trator 4100.4

MOTOR

Lucas Indiel: 35259570

EQUIVALENTE / Equivalent

Lucas Indiel: 229902 | 35259902

1637

IMPULSOR DE PARTIDA DO MOTOR DE ARRANQUE
STARTER DRIVE / IMPULSOR DE PARTIDA

FOTO / Photo pg. 262

APLICAÇÃO / Application / Aplicación

John Deere: Colheitadeira 1165 | Colheitadeira 1175 | Colheitadeira 1450 | Trator 6605 6 cil | Trator 7500 | Trator 7505 6 cil

MOTOR

John Deere: AJ59342 | AJ60123 | RE509856 | RE509857 - Lucas Indiel: 35259390 | 35259590 | 35259600 | 35259690

EQUIVALENTE / Equivalent

Lucas Indiel: 229912 - Prestolite: 229912

1638

IMPULSOR DE PARTIDA DO MOTOR DE ARRANQUE
STARTER DRIVE / IMPULSOR DE PARTIDA

FOTO / Photo pg. 262

APLICAÇÃO / Application / Aplicación

Mercedes Benz: Caminhão 1316 OM352/352A | Caminhão 1513 OM352/352A | Ônibus O364 OM352/352A - New Holland: Colheitadeira FNH 8040 | Colheitadeira FNH 8255 - Toyota: Bandeirantes OM 364

MOTOR

Bosch: F000AL0128

1638

IMPULSOR DE PARTIDA DO MOTOR DE ARRANQUE
STARTER DRIVE / IMPULSOR DE PARTIDA

FOTO / Photo pg. 262

EQUIVALENTE / Equivalent

Bosch: F000AL2617

1641

IMPULSOR DE PARTIDA DO MOTOR DE ARRANQUE
STARTER DRIVE / IMPULSOR DE PARTIDA

FOTO / Photo pg. 262

APLICAÇÃO / Application / Aplicación

Fiat: Motor 1.3 JTD 16V - Lancia: Motor 1.3 JTD 16V - Opel: Motor 1.3 JTD 16V

MOTOR

Bosch: 0001107429 | 0001107437 | 0986021240

EQUIVALENTE / Equivalent

Bosch: 1006209796

1642

IMPULSOR DE PARTIDA DO MOTOR DE ARRANQUE
STARTER DRIVE / IMPULSOR DE PARTIDA

FOTO / Photo pg. 262

APLICAÇÃO / Application / Aplicación

Citroën: Jumper - Fiat: Ducato - Ford: Transit - Land Rover: Defender 2.4 TD4 2007... - Peugeot: Boxer | Boxer 2.2 HDI 2006...

MOTOR

Bosch: 0001109205 | 0001109304 | 0001109305 | 0001109388 | 0986021810 - Cargo: 330265

EQUIVALENTE / Equivalent

Bosch: 1006209824 | 1006210128 | 1006210146

1643

IMPULSOR DE PARTIDA DO MOTOR DE ARRANQUE
STARTER DRIVE / IMPULSOR DE PARTIDA

FOTO / Photo pg. 262

APLICAÇÃO / Application / Aplicación

Citroën: Jumper - Peugeot: 406 | 605 | 607 | 807 | Boxer 2.5 TDi 1994...2002

MOTOR

Bosch: 0001223001 | 0986016950

EQUIVALENTE / Equivalent

Bosch: 6033AD0004

1646

IMPULSOR DE PARTIDA DO MOTOR DE ARRANQUE
STARTER DRIVE / IMPULSOR DE PARTIDA

FOTO / Photo pg. 262

APLICAÇÃO / Application / Aplicación

Mazda: Mazda B-2000

EQUIVALENTE / Equivalent

Mazda: F8RU88D004

1647

IMPULSOR DE PARTIDA DO MOTOR DE ARRANQUE
STARTER DRIVE / IMPULSOR DE PARTIDA

FOTO / Photo pg. 262

APLICAÇÃO / Application / Aplicación

John Deere: 1420 3 e 4 cil | 2140 6359 / 4239D | 2330 3 e 4 cil | 2420 3 e 4 cil | 2530 3 e 4 cil | 2730 3 e 4 cil | 2850 6359 / 4239D | 3140 6359 / 4239D | 3350 6359 / 4239D | 3420 | 3530 | 3540 6359 / 4239D | 3550 6359 / 4239D | 4420 | 4530 6 cil | 5320N 3029T 3 cil 2.9 | 5410 4.5 4 CIL | 5520N 4045T 4 cil 4.5 | 5600 4039 D 3.9 | 5649 | 5700 4039T 4 cil 3.9 | 627 | 6300 4039T 4 cil 3.9 | 6600 6059T 6 cil 5.9 | 727 6 cil | Bulldozer 570 | Bulldozer 570A

MOTOR

Lucas Indiel: 35261385

EQUIVALENTE / Equivalent

Lucas Indiel: K01554 - Prestolite: 35261543

1648

IMPULSOR DE PARTIDA DO MOTOR DE ARRANQUE
STARTER DRIVE / IMPULSOR DE PARTIDA

FOTO / Photo pg. 262

APLICAÇÃO / Application / Aplicación

Cummins: Motor 8.3 - Ford: Cargo 1622 Cummins 6CTAA 8.3 | Cargo 2422 Cummins 6CTAA 8.3 | Cargo 2425 Cummins 6CTAA 8.3 | Cargo 2425 Mixer Cummins 6CTAA 8.3 | Cargo 2630 Cummins 6CTAA 8.3 - International: Navistar DT360 5.9 | Navistar DT446 - I6 7.6

MOTOR

Lucas Indiel: 35259450 | 35259730 | 35259810 | 35260870 | 35261050 | 35261160

1648

IMPULSOR DE PARTIDA DO MOTOR DE ARRANQUE
STARTER DRIVE / IMPULSOR DE PARTIDA

FOTO / Photo pg. 262

EQUIVALENTE / Equivalent

Lucas Indiel: 35260838

1650

IMPULSOR DE PARTIDA DO MOTOR DE ARRANQUE
STARTER DRIVE / IMPULSOR DE PARTIDA

FOTO / Photo pg. 262

APLICAÇÃO / Application / Aplicación

Citroën: Jumper 2.8 HDI | Relay 2.8 HDI - Fiat: Ducato 2.3 e 2.8 JTD - Fiat Iveco: Daily III 2.4 e 2.8 | Microônibus City Plus 2009 - Peugeot: Boxer 2.8 HDI

MOTOR

Bosch: 2164 | 0001109300 | 0001109301 | 0001109306 | 0001109307 | 0986021640 - Citroën: 5802AQ - Fiat: MSN2026 | 63521093 | 1347058080 - Iveco: 55195970

Lucas Indiel: LRS2223 | LRS02223 - Peugeot: 5802AQ

EQUIVALENTE / Equivalent

Bosch: 1006209818 | 1006209964 | 1006210111 | 1006210149 - Cargo: 237667 - Iveco: 50053567 | 500053567

1651

IMPULSOR DE PARTIDA DO MOTOR DE ARRANQUE
STARTER DRIVE / IMPULSOR DE PARTIDA

FOTO / Photo pg. 262

APLICAÇÃO / Application / Aplicación

Puma: Ônibus

MOTOR

Lucas Indiel: 35261130 - Magneti Marelli: 943252201 - Mercedes Benz: 11519601 | 31510401 - Prestolite: 35259780

EQUIVALENTE / Equivalent

Lucas Indiel: 35259978

1655

IMPULSOR DE PARTIDA DO MOTOR DE ARRANQUE
STARTER DRIVE / IMPULSOR DE PARTIDA

FOTO / Photo pg. 262

APLICAÇÃO / Application / Aplicación

Audi: S 3 Quattro | TT Coupe 1.8 - Linde: Empilhadeira - Seat: Alhambra 1.9 TDI | Cupra 4 | Lean 1.8 | Lean 2.8 V6 - Volkswagen: Bora 1.9 TDI | Caravelle 2.5 e 2.8 TDI | Golf 1.9 TDI | Sharan 1.9 TDI

MOTOR

Bosch: 0001125016 | 0001125017 | 0001125018 | 0001125019 | 0001125046 | 0001125047 | 0001125048 | 0001125049 | 0001125605 | 0001125606

EQUIVALENTE / Equivalent

Bosch: 1006209681 | 1006209943

1656

IMPULSOR DE PARTIDA DO MOTOR DE ARRANQUE
STARTER DRIVE / IMPULSOR DE PARTIDA

FOTO / Photo pg. 262

APLICAÇÃO / Application / Aplicación

Especial/Special: Motor de Popa - John Deere: Lawn 400 Lawn Tractor Kohler 19.9HP 1975...1982 - Johnson Evinrude: 50 / 70HP - Kohler : Small Engine Air Cooled K482 0000 | Small Engine Air Cooled K532 0000 | Small Engine Air Cooled K582 0000

MOTOR

John Deere: AM34753 | AM37725 - Kohler : 4109805 | 4509804 | 4509805 | 4809801 | 4809802 | 4809804 | A277214 | A277599 - OMC: 384777 | 386657 | 583473 | 583482 | 585050 | 585059 | 585063 | 585459 | 586280 | 5032433

EQUIVALENTE / Equivalent

Raisman: OM90050

1658

IMPULSOR DE PARTIDA DO MOTOR DE ARRANQUE
STARTER DRIVE / IMPULSOR DE PARTIDA

FOTO / Photo pg. 262

APLICAÇÃO / Application / Aplicación

Scania: P 230 DC 9.16 Euro 4 | P 270 DC 9.17 Euro 4 | P 310 DC 9.18 Euro 4 | P 340 DC 12.10 Euro 4 | P 380 DC 12.13 Euro 4 | P 380 DC 12.18 Euro 5 | P 420 DC 12.15 Euro 5 | P 420 DT 12.12 Euro 4 | P 470 DT 12.06 Euro 3 | P 480 DT 12.17 Euro 4 | R 420 DC 12.14 Euro 3 | R 420 DC 12.15 Euro 5 | R 420 DT 12.11 Euro 4 | R 470 DT 12.03 Euro 4 | R 470 DT 12.06 Euro 3 | T 340 DC 11.08 Euro 3 | T 380 DC 11.09 Euro 3 | T 420 DC 12.14 Euro 3 | T 420 DT 12.11 Euro 4 | T 470 DT 12.06 Euro 3 - ZEN: Utiliza Pinhão ZEN 12839

MOTOR

Bosch: 0001241001 | 0001241003 | 0001241004 | 0001241005 | 0001241006 | 0001241007 | 0001241008 | 0001241009 | 0001241014 | 0001241015 | 0001241016 | 0001241019 | 0001241020 | 0001241021 | 0001241023 | 0001241024 | 0001241119 | 0001261001 | 0001261002 | 0001261004 | 0001261006 | 0001261008 | 0001261013 | 0001261026

EQUIVALENTE / Equivalent

Bosch: 6033AD5055 | 6033AD5078 | 6033AD5355 | 6033AD5356 - Daf: 1679152

1661

IMPULSOR DE PARTIDA DO MOTOR DE ARRANQUE
STARTER DRIVE / IMPULSOR DE PARTIDA

FOTO / Photo pg. 262

APLICAÇÃO / Application / Aplicación

Volkswagen: Caminhão 26260 2008 - Volvo: Caminhão FM e FH - ZEN: Utiliza Pinhão ZEN 12972

MOTOR

Mitsubishi: M9T61671 | M009T62571 | M009T625727

EQUIVALENTE / Equivalent

Cargo: 237105 - Mitsubishi: M191T94071

1666

IMPULSOR DE PARTIDA DO MOTOR DE ARRANQUE
STARTER DRIVE / IMPULSOR DE PARTIDA

FOTO / Photo pg. 262

APLICAÇÃO / Application / Aplicación

Fiat: Doblo | Idea | Marea | Novo Uno | Palio | Strada

MOTOR

Bosch: F000CD0001 | F000CD0900 | F000CD0901 | F000CD0903 | F000CD0905 - Fiat: 51888915

EQUIVALENTE / Equivalent

Bosch: F000CD1009 | F000CD1444 - Fiat: 51888915

1667

IMPULSOR DE PARTIDA DO MOTOR DE ARRANQUE
STARTER DRIVE / IMPULSOR DE PARTIDA

FOTO / Photo pg. 263

APLICAÇÃO / Application / Aplicación

Kia: Besta 2.7 | Bongo - ZEN: Utiliza Pinhão ZEN 13021

MOTOR

Mando: MG122423 | MG122565

1668

IMPULSOR DE PARTIDA DO MOTOR DE ARRANQUE
STARTER DRIVE / IMPULSOR DE PARTIDA

FOTO / Photo pg. 263

APLICAÇÃO / Application / Aplicación

Johnson Evinrude: OMC 50 / 70HP em 3 partes 1994...

EQUIVALENTE / Equivalent

Raisman: OM90070

1669

IMPULSOR DE PARTIDA DO MOTOR DE ARRANQUE
STARTER DRIVE / IMPULSOR DE PARTIDA

FOTO / Photo pg. 263

APLICAÇÃO / Application / Aplicación

Johnson Evinrude: OMC V-6 150 / 235HP

MOTOR

OMC: 387094 | 395207 | 585062 | 586288

EQUIVALENTE / Equivalent

Raisman: OM90100 | OM90150

1670

IMPULSOR DE PARTIDA DO MOTOR DE ARRANQUE
STARTER DRIVE / IMPULSOR DE PARTIDA

FOTO / Photo pg. 263

APLICAÇÃO / Application / Aplicación

Johnson Evinrude: OMC V4 / V6 60°

EQUIVALENTE / Equivalent

Raisman: OM900V49

1671

IMPULSOR DE PARTIDA DO MOTOR DE ARRANQUE
STARTER DRIVE / IMPULSOR DE PARTIDA

FOTO / Photo pg. 263

APLICAÇÃO / Application / Aplicación

Johnson Evinrude: OMC V4 em 3 partes 1994...

EQUIVALENTE / Equivalent

Raisman: OM900V4

1672

IMPULSOR DE PARTIDA DO MOTOR DE ARRANQUE
STARTER DRIVE / IMPULSOR DE PARTIDA

FOTO / Photo pg. 263

APLICAÇÃO / Application / Aplicación

Mercury: V6/200HP Optimax

EQUIVALENTE / Equivalent

Raisman: MM90200

1673

IMPULSOR DE PARTIDA DO MOTOR DE ARRANQUE
STARTER DRIVE / IMPULSOR DE PARTIDA

FOTO / Photo pg. 263

APLICAÇÃO / Application / Aplicación

Especial/Special: Motor de Popa - Mercury: 40 a 150 HP V6 - OMC: V4 | V6 | V8

EQUIVALENTE / Equivalent

Mercury Marine: 685753 - OMC: 385949 - Raisman: OM90090

1674

IMPULSOR DE PARTIDA DO MOTOR DE ARRANQUE
STARTER DRIVE / IMPULSOR DE PARTIDA

FOTO / Photo pg. 263

APLICAÇÃO / Application / Aplicación

Renault: Logan | Megane 2008... | Sandero

MOTOR

Bosch: F000CD0002 | F000CD1113

EQUIVALENTE / Equivalent

Bosch: F000CD1114

1675

IMPULSOR DE PARTIDA DO MOTOR DE ARRANQUE
STARTER DRIVE / IMPULSOR DE PARTIDA

FOTO / Photo pg. 263

APLICAÇÃO / Application / Aplicación

Ford: F250 2002... | F350 2002... | F4000 Cummins ...02/2009

MOTOR

Bosch: F000AL0130 | F000AL0151 - Ford: 7C3511001AA

EQUIVALENTE / Equivalent

Bosch: F000AL2638

1676

IMPULSOR DE PARTIDA DO MOTOR DE ARRANQUE
STARTER DRIVE / IMPULSOR DE PARTIDA

FOTO / Photo pg. 263

APLICAÇÃO / Application / Aplicación

Ford: 3,6 Kw | Ford F series diesel

MOTOR

Ford: SA1004 | BC3Z11002A | 2C3T11000AA | 7C2T11000BA | 7C3T11000AA | 7C3T11000AB | 7C3T11000BA | 7C3Z11002AA | BC3T11000AB

EQUIVALENTE / Equivalent

Ford: VP7C3U11350AB

1677

IMPULSOR DE PARTIDA DO MOTOR DE ARRANQUE
STARTER DRIVE / IMPULSOR DE PARTIDA

FOTO / Photo pg. 263

APLICAÇÃO / Application / Aplicación

Ford: Edge V6 3.5L 3496cc 213cid 2007...2016 | Edge V6 3.7L 3726cc 227cid 2011...2014 | Explorer V6 3.5L 3490cc 213cid 2013 | Explorer V6 3.5L 3496cc 213cid 2011...2016 | Flex V6 3.5L 3496cc 213cid 2009...2016 | Lincoln MKS V6 3.5L 3490cc 213cid 2011...2012 | Lincoln MKS V6 3.5L 3496cc 213cid 2010...2016 | Lincoln MKS V6 3.7L 3726cc 227cid 2009...2016 | Lincoln MKT V6 3.5L 3496cc 213cid 2010...2016 | Lincoln MKT V6 3.7L 3726cc 227cid 2010...2016 | Lincoln MKX V6 3.5L 3496cc 213cid 2007...2010 | Lincoln MKX V6 3.7L 3726cc 227cid 2011...2016 | Lincoln MKZ V6 3.7L 3726cc 227cid 2013...2016 | Mercury Sable V6 3.5L 3496cc 213cid 2008...2009 | Police Interceptor Sedan V6 3.5L 3496cc 213cid 2013...2016 | Police Interceptor Sedan V6 3.7L 3726cc 227cid 2013...2016 | Taurus V6 3.5L 3496cc 213cid 2008...2016 | Taurus X V6 3.5L 3496cc 213cid 2008...2009

MOTOR

Ford: 8G1Z11002A | 8G1Z11002B | 8G1T11000AA | 8G1T11000AB | VP8G1U11350AA

1678

IMPULSOR DE PARTIDA DO MOTOR DE ARRANQUE
STARTER DRIVE / IMPULSOR DE PARTIDA

FOTO / Photo pg. 263

APLICAÇÃO / Application / Aplicación

Massey Ferguson: MF 4292 - New Holland: Trator - Valtra: Trator

1678

IMPULSOR DE PARTIDA DO MOTOR DE ARRANQUE
STARTER DRIVE / IMPULSOR DE PARTIDA

FOTO / Photo pg. 263

MOTOR

Iskra: AZF4102 | AZF4115 | AZF4116 | AZF4119 | AZF4122 | AZF4129 | AZF4131 | AZF4132 | AZF4135 | AZF4143 | AZF4158 | AZF4159 | AZF4160 | AZF4164 | AZF4170 | AZF4183 | AZF4184 | AZF4185 | AZF4196 | AZF4204 | AZF4205 | AZF4206 | AZF4208 | AZF4214 | AZF4228 | AZF4242 | AZF4243 | AZF4245 | AZF4246 | AZF4247 | AZF4248 | AZF4254 | AZF4258 | AZF4260 | AZF4266 | AZF4270 | AZF4283 | AZF4287 | AZF4288 | AZF4291 | AZF4304 | AZF4520 | AZF4524 | AZF4541 | AZF4542 | AZF4550 | AZF4553 | AZF4562 | AZF4568 | AZF4569 | AZF4570 | AZF4595 | AZF4597 | AZF4598 | 11130904 | 11130941 | 11131060 | 11131065 | 11131092 | 11131145 | 11131191 | 11131227 | 11131228 | 11131237 | 11131370 | 11131375 | 11131382 | 11131397 | 11131430 | 11131433 | 11131436 | 11131464 | 11131488 | 11131507 | 11131508 | 11131520 | 11131550 | 11131611 | 11131612 | 11131613 | 11131640 | 11131658 | 11131705 | 11131706 | 11131709 | 11131763 | 11131782 | 11131783 | 11131784 | 11131792 | 11131811 | 11131856 | 11131893 | 11131894 | 11131896 | 11131897 | 11131898 | 11131900 | 11131930 | 11131945 | 11131965 | 11131987 | 11132012 | 11132056 | 11132069 | 11132070 | 11132073 | 11132118

EQUIVALENTE / Equivalent

Iskra: 16902379

1679

IMPULSOR DE PARTIDA DO MOTOR DE ARRANQUE
STARTER DRIVE / IMPULSOR DE PARTIDA

FOTO / Photo pg. 263

APLICAÇÃO / Application / Aplicación

Agrale: Caminhão 13000 Com Motor MWM 6.10 TCA | Caminhões 10.000, 14.000 e 14.000 6X2 Com Motor MWM MaxxForce 4.8H. EURO V 01/2012... | Caminhões 6000, 8500 e 9200 Com Motores MWM 4.10 TCA e MWM 4.12 TCE | Chassis MA 7.9, MA8.5, MA9.2, MA10.0, MA12.0, MA15.0 e MT12.0 Com Motores MWM4.10 TCA e MWM 4.12 TCE | Furgovan 8000 Com Motor MWM 4.10 TCA | Ônibus MA12.0, MA15.0, MT15.0 LE, MA10.0 e MA9.2 Com Motor MWM MaxxForce 4.8HEURO V 01/2012... | Ônibus Volare W8, W9 e V8 Com Motores MWM 4.10 TCA ...2008 | Ônibus W8, W9 e V8 Com Motores MWM 4.12 TCE 2008... - BMW: Motor MWM 4.10TCA AGRAL CAMINHAO 8500D | Motor MWM 4.12TCE Agrale MA 12 185CV | Motor MWM 4.12TCE ITEC MIDI BUS (América Latina) | Pulverizadora Montana Parruda 2627M e 2627H Com Motor MWM 4.10L TCA 07/2012... - Case: Motoniveladora 845, 845.2, FG 140.2 | Motoniveladora RG140B e 845 com transmissão ZF | Pá Carregadeira W20, 521D, 621D, W130 Fiat Allis: Pá Carregadeira FR128 - Substitui 10479654 | Trator de Esteira 7D - Substitui 10479654 - Ford: Caminhões C1722e (4x2), C2422e(6x2), C2622e (6x4), C2428e (6x2), C2628e (6x4) Com Motor Cummins Eletrônico ISB (4 e 6 Cilindros) ...03/2011 | Caminhões C815e (4x2), C1317e (4x2), C1517e (4x2), C1717e (4x2) Com Motor Cummins Eletrônico ISB (4 e 6 Cilindros) ...03/2011 - Freightliner: Caminhões M2 Com Motor MB906/904 - Mercedes Benz: Axor 1419, 1719, 1726, 1726 4x4, 1729S, 2426 6x2 e 2429 6x2 Com Motores eletrônicos24V OM 924 LA e OM 926 LA - Euro V 01/2012... | Axor 1933, 2533, 2826, 2828, 2831 Com Motores eletrônicos OM906 e OM 926 | Caminhões 710, 712E, 1418R, 1720, 1720K, L1620 - Chassi de Ônibus LO 712, LO 812 Com Motores mecânicos 12V OM 364 e OM 366) - 29MT | Caminhões 712C, 715, 714C, 915C, 1215, 1218EL, 1218L, 1418 EL, 1418L, 1718, 1725 | Caminhões Família Accelo: 815 e 1016 Com Motor eletrônico 24V OM 924 LA - Euro V 01/2012... | Caminhões Família Atron: 1319, 2324, 2729K (Basculante), 2729B (Betoneira) e2729 Com Motores eletrônicos 24V OM 924 LA e OM 926 LA -Euro V 01/2012... | Chassi de ônibus LO 914, 0500M, 0500U, 0500R, OF 1417, OF1418, OF 1518, OF 1721, Com Motores eletrônicos 24V OM 904, OM 906, OM 924 eOM 926 | Família Atego (1315, 1418, 1518, 1718, 1725, 2425), L1318, 2423B,2423K, L1620 | Fora de Estrada Família Axor: 2831K (Basculante), 2831B (Betoneira) e 2831P (Plá Com Motor eletrônico 24V OM 926 LA - Euro V 01/2012... | Ônibus Boxer e Torino Com Motor OM904/906 12V | Ônibus Rodoviário O500M 1826 BUGGY e O500R 1830 Com Motor eletrônico OM926 LA - Euro V 01/2012... | Ônibus Urbano OF1519,OF1721, OF1724, O500M 1826, O500U 1826 Com Motores eletrônicos 24V OM 924 LA eOM 926 LA - Euro V 01/2012... | Rodoviário Família Axor 1933 e 2533 Com Motor eletrônico 24V OM 926 LA - Euro V 01/2012... - Navistar: Ônibus 4700 Com Motor MWM 4.8L euro II y III - New Holland: Motoniveladora 140 | Pá Carregadeira 12C | Trator de Esteira 7D - Remy: 29MT - Volkswagen: Caminhões 17-250E, 24-250E Com Motor Cummins ISB 4 e 6 cil ...09/2009 | Caminhões 17-250E, 24-250E Com Motor Cummins ISB 4 e 6 cil 10/2009... | Caminhões 8-150 Eletr Delivery Puls, 9-150E, 10-150E, 13-180E, 15-190E 06/2009... | Caminhões 9-150 Eletr Delivery Com Motor Cummins 01/2010... | Caminhões constellation 13-180, 15-180, 17-260, 26-260E, 31-260E Motor MWM Eletrônico 4 e 6 Cilindros | Caminhões Worker 8-120 Euro II e III. 13-180 Euro II e III, 15-180 Euro III.17-18 Motor MWM 4 e 6 cilindros | Delivery 5.150, 8.160 e 9.160 3.8L Com Motor Cummins ISF (Euro V) 01/2012... | Ônibus 17-230EOD/V-tronic e 17-260EOD/ V-tronic Motor MWM Eletrônico 4 e 6 Cilindros com Transmissão ZF | Ônibus 8-150 ODC / FEB, 9-150 ODC Com Motor Cummins ISB 4 e 6 cil | Ônibus 8.120 OD Euro II e III Motor MWM 4 cilindros - Volvo: VM 210, 260, 310 Com Motores MWM 4.12TCE e 6.12TCE ...12/2011 - ZEN: Utiliza Pinhão ZEN 12954 | Utiliza Pinhão ZEN 12955 | Utiliza Pinhão ZEN 12956 | Utiliza Pinhão ZEN 12957 | Utiliza Pinhão ZEN 12961

MOTOR

Remy: 8200003 | 8200004 | 8200014 | 8200054 | 8200064 | 8200065 | 8200103 | 8200138 | 8200196 | 8200231 | 8200292 | 8200295 | 8200296 | 8200297 | 8200326 | 8200331 | 8200357 | 8200386 | 8200387 | 8200400 | 8200474 | 8200478 | 8200495 | 8200511 | 8200512 | 8200564 | 8200816 | 8200826 | 8200848 | 8200853 | 8200854 | 8200875 | 8200882 | 8200884 | 8200885 | 8200886 | 8200887 | 8200889 | 8200890 | 19011400 | 19011402 | 19011403 | 19011407

EQUIVALENTE / Equivalent

Remy: 10515810 | 10515811

1680

IMPULSOR DE PARTIDA DO MOTOR DE ARRANQUE
STARTER DRIVE / IMPULSOR DE PARTIDA

FOTO / Photo pg. 263

APLICAÇÃO / Application / Aplicación

General Motors/Chevrolet: Omega CD 4.1

MOTOR

Remy: 10455711

EQUIVALENTE / Equivalent

Mitsubishi: 15171 | M191T15171

1681

IMPULSOR DE PARTIDA DO MOTOR DE ARRANQUE
STARTER DRIVE / IMPULSOR DE PARTIDA

FOTO / Photo pg. 263

APLICAÇÃO / Application / Aplicación

Tata: Indica

1681

IMPULSOR DE PARTIDA DO MOTOR DE ARRANQUE
STARTER DRIVE / IMPULSOR DE PARTIDA

FOTO / Photo pg. 263

EQUIVALENTE / Equivalent

Tata: 26245134

1682

IMPULSOR DE PARTIDA DO MOTOR DE ARRANQUE
STARTER DRIVE / IMPULSOR DE PARTIDA

FOTO / Photo pg. 263

APLICAÇÃO / Application / Aplicación

Tata: HD 10 (TCL 4BT/6BT)

EQUIVALENTE / Equivalent

Lucas: 26241018

1684

IMPULSOR DE PARTIDA DO MOTOR DE ARRANQUE
STARTER DRIVE / IMPULSOR DE PARTIDA

FOTO / Photo pg. 264

APLICAÇÃO / Application / Aplicación

Ford: Especial/Special Cummins | F250

MOTOR

Ford: 2C3511001BA | XC3511000CA | XC3U11000CA - Lucas Indiel: 35259900 | 35261760 | 35262570

EQUIVALENTE / Equivalent

Lucas Indiel: 35260967

1685

IMPULSOR DE PARTIDA DO MOTOR DE ARRANQUE
STARTER DRIVE / IMPULSOR DE PARTIDA

FOTO / Photo pg. 264

APLICAÇÃO / Application / Aplicación

Audi: A1 2.0 TFSI quattro 2012 | A3 1.8 TFSI Sportback 06/2007...06/2008 - Fiat: Bravo E-Torq 1.6 e 1.8 16v | Doblo E-Torq 1.6 e 1.8 16v | Grand Siena 1.6 16v | Idea Adventure 1.8 16 V | Palio E-Torq 1.6 e 1.8 16v | Punto E-Torq 1.6 e 1.8 16v | Strada E-Torq 1.6 e 1.8 16v - Volkswagen: Eos 2.0 FSI 09/2007...05/2008 | Jetta 2.0 Total Flex 10/2010... | Jetta 2.0 TSI 10/2010... | Jetta 2.5 07/2007...10/2010 | Jetta Variant 2.5 06/2008...12/2012 | Passat 2.0 FSI 03/2005...07/2010 | Passat 2.0 TSI 11/2005...02/2008 | Tiguan 2.0 TSI 4Motion 11/2007...05/2011

MOTOR

Bosch: 0001121402 | 0001121403 | 0001121412 | 0001121429 | 0001121430 | 0001121440 | 0001122402

EQUIVALENTE / Equivalent

Bosch: 1006209813 | 1006210241

1686

IMPULSOR DE PARTIDA DO MOTOR DE ARRANQUE
STARTER DRIVE / IMPULSOR DE PARTIDA

FOTO / Photo pg. 264

APLICAÇÃO / Application / Aplicación

Ford: Courier 2010... | Fiesta 2010... | Ka 2010...

MOTOR

Ford: FS10B1 | 7S5511000AA | 7S5511000AB

EQUIVALENTE / Equivalent

Valeo: 60910 | 101310 | 501446 | 1201856

1690

IMPULSOR DE PARTIDA DO MOTOR DE ARRANQUE
STARTER DRIVE / IMPULSOR DE PARTIDA

FOTO / Photo pg. 264

APLICAÇÃO / Application / Aplicación

CBT: 8240 4.248 JF 12v ...01/ 1984 - General Motors/Chevrolet: Série D - d20 Plus Maxion S4T JF 12V ...03/1992... 10/1996 - Massey Ferguson: MF 1630 A 6.354-4 e 1630 A 4284 JF 12V ...01/1981 | MF 3640 A 6.358 A JF 12V ...01/1973 | MF 3640 Perkins 1006-6 JF 12V ...05/1996 | MF 5650 A 6.354.4 JF 12V ...01/1982 | MF 5650 Perkins 1006-6T JF 12V ...05/1996 | MF 5650 Turbo AT 6.354.4 JF 12V ...03/1988 | MF 6845 Perkins 1006-6T JF 12V ...12/1994 | MF 6855 Perkins 1006-6TW JF 12V ...10/1993 | MF 6865 Perkins 1006-6T JF 12V ...09/1994 - Maxion: Ideal 9075 Perkins 1006-6 JF 12V ...09/1994 | Ideal 9090 Perkins 1006-6T JF 12V ...10/1993 | Ideal 9090 Perkins 1006-6TW JF 12V ...12/1994 - Mercedes Benz: OF 1113 OM 366 JF 12V ...09/1987 | OH 1113 OM 366 A JF 12V ...01/1988 | Série 9 T - 917 OM 366 A JF 12V ...01/1988

MOTOR

Bosch: F000AL0135

EQUIVALENTE / Equivalent

Bosch: F000AL2712

1691

IMPULSOR DE PARTIDA DO MOTOR DE ARRANQUE
STARTER DRIVE / IMPULSOR DE PARTIDA

FOTO / Photo pg. 264

APLICAÇÃO / Application / Aplicación

Ford: Cargo C 1216 6BT 1993... | Cargo C 1412 6BTA 1999... | Cargo C 1416 6BT 1993... | Cargo C 1617 6BTAA 1993... | Cargo C 1621 6BTAA 1999... | F 4000 4BT 1996...1998 - Mercedes Benz: L 1113 OM 352 1974... | L 1116 OM 352 A 1978... | L 1117 OM 352 A 1983... | L 1117 OM 366 LA 8 1987... | L 1316 OM 352 A 1982... | L 1317 OM 352 A 1983... | L 1319 OM 366 LA 1987... | L 1516 OM 352 A 1982... | LA 1113 OM 352 1983... | LA 1117 OM 352 A 1983... | LP 1219 OM 366 LA 1988... | LP 1419 OM 366 LA 1988... - Volkswagen: 12.170 BT 6BTAA 1997...2000 | 13170 6BTAA 2000...2001 | 13190 6BTAA 2001... | 14.170 BT 6BTAA 1997...2000 | 15170 6BTAA 2000...2001 | 16.170 6C 1993...2000 | 16200 6BTAA 1997...2000 | 17210 6BTAA 2000...

MOTOR

Bosch: F000AL0138 | F000AL0139

EQUIVALENTE / Equivalent

Bosch: F000AL2721

1692

IMPULSOR DE PARTIDA DO MOTOR DE ARRANQUE
STARTER DRIVE / IMPULSOR DE PARTIDA

FOTO / Photo pg. 264

APLICAÇÃO / Application / Aplicación

Opel: Movano - Renault: Master 2.5 | Trafic 2.5

MOTOR

Valeo: D8R1 | D7R34 | D7R53

EQUIVALENTE / Equivalent

Cargo: 231932 - Valeo: 188993 | 594410

1693

IMPULSOR DE PARTIDA DO MOTOR DE ARRANQUE
STARTER DRIVE / IMPULSOR DE PARTIDA

FOTO / Photo pg. 264

APLICAÇÃO / Application / Aplicación

Massey Ferguson: Trator 6270 | Trator 6280 | Trator 6290 | Trator com Motor Perkins

MOTOR

Magneti Marelli: 63280040 | 63280041 - Perkins: 2873K404 | 2873K405

EQUIVALENTE / Equivalent

Cargo: 235663

1695

IMPULSOR DE PARTIDA DO MOTOR DE ARRANQUE
STARTER DRIVE / IMPULSOR DE PARTIDA

FOTO / Photo pg. 264

APLICAÇÃO / Application / Aplicación

Kia: Ceed Diesel | Cerato Diesel | Picanto Diesel | Rio Diesel | Soul Diesel

EQUIVALENTE / Equivalent

Kia: 361452A000

1696

IMPULSOR DE PARTIDA DO MOTOR DE ARRANQUE
STARTER DRIVE / IMPULSOR DE PARTIDA

FOTO / Photo pg. 264

APLICAÇÃO / Application / Aplicación

Mercedes Benz: Sprinter

MOTOR

Bosch: 0001115174

EQUIVALENTE / Equivalent

Bosch: 1006209845

1697

IMPULSOR DE PARTIDA DO MOTOR DE ARRANQUE
STARTER DRIVE / IMPULSOR DE PARTIDA

FOTO / Photo pg. 264

APLICAÇÃO / Application / Aplicación

Ford: Cargo C 1317 E 2005... | Cargo C 1517 E 2005... | Cargo C 1717 E 2005... | Cargo C 1722 E 2006... | Cargo C 2422 E 2006... | Cargo C 2428 E 2005... | Cargo C 2622 E 2005... | Cargo C 2628 E 2005... | Cargo C 815 E 2005...

MOTOR

Bosch: F000AL0129 | F000AL0131 | F000AL0150 | F000AL0152

EQUIVALENTE / Equivalent

Bosch: F000AL2630

1698

IMPULSOR DE PARTIDA DO MOTOR DE ARRANQUE
STARTER DRIVE / IMPULSOR DE PARTIDA

FOTO / Photo pg. 264

APLICAÇÃO / Application / Aplicación

Case: CS 105 PRO Sisu 4Cil 102 HP 4.4 | CS 130 | CS 78 Sisi 4 Cil Turbo 4.4 | CS 85 PRO Sisu 4 Cil 85HP 4.4 | CS 94 Sisu 4 Cil Turbo 4.4 | CS 95 PRO Sisu 4 Cil 93HP 4.4 | CVX 140 Sisu 6 Cil 141 HP 6.6 | CVX 150 Sisu 6 Cil Turbo 150 HP 6.6 | CVX 160 Sisu 6 Cil 160 HP 6.6 | CVX 170 Sisu 6 Cil Turbo 170 HP 6.6 | CVX 190 Sisu 6 Cil 196 HP 6.6 - Crystal Tractor: Orion 16 Sisu Diesel - JCB: Fastrac 8280 Sisu 6 Cil Tier 4 279 HP 8.4 | Fastrac 8310 Sisu 6 Cil Tier 4 306 HP 8.4 - Massey Ferguson: MF 32 Sisu 620DS 6 Cil | MF 34 Sisu 634DSA 6 Cil | MF 4292 (cab) (Brasil) Sisu 420DS 4 Cil | MF 4292 (plat) Sisu 420DS 4 Cil | MF 4297 Sisu 420DS 4 Cil | MF 4297 (cab) (Brasil) Sisu 420DS 4 Cil | MF 4297 (plat) Sisu 420DS 4 Cil | MF 4299 Sisu 420DSA 4 Cil | MF 4299 (plat) Sisu 420DSA 4 Cil | MF 4299 (plat) (Brasil) Sisu 420DSA 4 Cil | MF 4445 Sisu Diesel 44DTA 4 Cil 101HP 4.4 | MF 4445 Sisu Diesel 44DTA 4 Cil 88HP 4.4 | MF 460 XTRA (cab) (Brasil) Sisu 44DTA 4 Cil | MF 460 XTRA (plat) Sisu 44DTA 4 Cil | MF 470 XTRA (cab) (Brasil) Sisu 44DTA 4 Cil | MF 470 XTRA (plat) Sisu 44DTA 4 Cil | MF 480 XTRA (cab) (Brasil) Sisu 44DTA 4 Cil | MF 480 XTRA (plat) Sisu 44DTA 4 Cil | MF 5465 Sisu Diesel 66CTA 6 Cil | MF 5470 Sisu Diesel 44CTA 4 Cil 4.4 | MF 5480 Sisu Diesel 49CTA 4 Cil 4.9 | MF 5650 (Brasil) Sisu 620DS 6 Cil | MF 6350 Sisu 620DS 6 Cil | MF 6360 Sisu 634DSA 6 Cil | MF 6460 Sisu 44CTA 4.4 | MF 6470 Sisu 44CTA 4.4 | MF 6485 Sisu Diesel 66CTA 130kW 6.6 | MF 6490 Sisu Diesel 66CTA 6.6 | MF 6495 Sisu Diesel 66CTA 6.6 | MF 6497 Sisu Diesel 74CTA 7.4 | MF 6499 Sisu Diesel 74CTA 7.4 | MF 7140 Sisu 620DS 6 Cil | MF 7145 Sisu 634DSA 6 Cil | MF 7150 Sisu 620DS 6 Cil | MF 7170 Sisu 620DS 6 Cil | MF 7180 Sisu 620DS 6 Cil | MF 7330 Sisu 620DS 6 Cil | MF 7350 Sisu 620DS 6 Cil | MF 7370 Sisu 620DS 6 Cil | MF 7390 Sisu 620DS 6 Cil | MF 7415 Sisu 634DSA 6 Cil | MF 7485 Sisu Diesel 66CTA 6 Cil 6.6 | MF 7490 Sisu Diesel 66CTA 6.6 | MF 7495 Sisu Diesel 66CTA 6.6 | MF 7497 Sisu Diesel 74CTA 7.4 | MF 7499 Sisu Diesel 74.392CTA-4V 165kW 7.4 | MF 8160 634DS | MF 8250 634DWE 7.4 | MF 8450 Sisu Diesel 6 Cil 7.4 | MF 8460 Sisu Diesel 6 Cil Tier III 7.4 | MF 8470 Sisu Diesel 6 Cil 8.4 | MX 720 | MX 750 | Sprayer Sisu 620DS 6 Cil - McCormick: Tele-Trac Sisu 44-CWA-2V 4.4 - Pioneira: Pioneira Sisu 420DS 4 Cil

Sampo Rosenlew: 3065L Sisu Diesel 44DT 4 Cil | SR1046X Sisu Diesel 44DT 4 Cil | SR1066 Sisu Diesel 44DT 4 Cil | SR3045C Sisu Diesel 44DT 4 Cil | SR3085L TS Sisu Diesel 44DT 4 Cil - Sisu Diesel: 4.9 CWA 4 Cil 175HP 4.9 | 444CTA 4 Cil | 84 CTA-4V SCR 8.4 - Valtra: 44 DT, ETA, EWA, DW 4.4 | 6200 44DT 4.4 | 6250 Hi 44DT 4.4 | 6300 44DT 4.4 | 6350 Hi 44DT 4.4 | 6400 44ET 4.4 | 6550 Hi 44ET 4.4 | 66 ETA 6.6 | 6850 Hi 44EWI 4.4 | 6900 | 74 ETA 8.4 | 84 ETA, DTA 8.4 | A750L Sisu 420D 4 Cil | A85N/A85L 44DT 4.4 | A950 Sisu 420DS 4 Cil | A95N/A95L 44DT 4.4 | A990 Sisu 420DS 4 Cil | BC4500 Sisu 620DS 6 Cil | BH145 Sisu 620DS 6 Cil | BH165 Sisu 620DS 6 Cil | BH180 Sisu 620DS 6 Cil | BH180i Sisu 620DSA 6 Cil | BH205i Sisu 620DSA 6 Cil | BM100 Sisu 420DS 4 Cil | BM110 Sisu 420DS 4 Cil | BM125i Sisu 420DSA 4 Cil | BT150 Sisu 620DS 6 Cil | BT170 Sisu 620DS 6 Cil | BT190 Sisu 620DSA 6 Cil | BT210 Sisu 620DSA 6 Cil | S280 84ETA 8.4

MOTOR

Agco: 836873088 - CNH: 87751000 - Iskra: AZF4141 | AZF4154 | AZF4190 | AZF4513 | 11130836 | 11131542 | 11131602 | 11131727 - Sisu Diesel: 836673290 | 836866817 - Valtra: 83646500

EQUIVALENTE / Equivalent

Iskra: 16904776

1699

IMPULSOR DE PARTIDA DO MOTOR DE ARRANQUE
STARTER DRIVE / IMPULSOR DE PARTIDA

FOTO / Photo pg. 264

APLICAÇÃO / Application / Aplicación

Valtra: 685 | 685ATS

MOTOR

Iskra: IS1165 | AZE4148 | AZE4211 | AZE4222 | 11131598 | 11131974 | 11132051 - Valtra: 221561 | 83645200

EQUIVALENTE / Equivalent

Iskra: 16911403

1700

IMPULSOR DE PARTIDA DO MOTOR DE ARRANQUE
STARTER DRIVE / IMPULSOR DE PARTIDA

FOTO / Photo pg. 264

APLICAÇÃO / Application / Aplicación

Bobcat: Skid Steer L.TL360 - Case: JX 60 NEF 4Cil 60HP 4.5 | JX 70 NEF 4Cil 72HP 4.5 | JX 80 NEF 4Cil 82HP 4.5 | Quantum 65C NEF 4Cil Tier III 60HP 3.2 | Quantum 75C NEF 4Cil Tier III 78HP 3.2 - CNH: F5C8 4Cil 3.2 - Landini: Atlantis 100 | Atlas 70 - 80 - 85 - 90 - 100 | Frutteto | Ghibli 80 - 85 - 90 - 95 - 100 - 105 | Globalfarms 95 - 105 | Globus 65 - 75 - 80 | Mythos 90 - 100 | Powerfarm 75 - 80 - 85 - 90 - 95 - 100 - 105 | Rex 70 - 75 - 80 - 85 - 90 - 95 - 100 - 105 | Vigneto | Vision 85 - 95 - 100 - 105 - Massey Ferguson: MF 200 | MF 290 | MF 3680 | MF 4200 | MF 4290 | MF 5200 | MF 5300 | MF 6270 | MF 6280 - McCormick: 80 - New Holland: 7630 (plat) NEF TC 78kW 4Cil | 8030 (plat) NEF TAA 90kW 4Cil | TS6000 Standard (cab) NEF TC 66kW 4Cil | TS6020 (cab) NEF TAA 82kW 4Cil | TS6030 (cab) NEF TAA 90kW 4Cil | TS6040 (cab) NEF TAA 97kW 4Cil - Perkins: 1103 D | 1104 D | 1106 C

MOTOR

Bosch: 0001223507 - CNH: 82036365 | 84208918 | 87398251 | 87583927 | 504388220 - Iskra: IS1189 | AZE4125 | AZE4128 | AZE4150 | AZE4151 | AZE4156 | AZE4159 | AZE4165 | AZE4170 | AZE4172 | AZE4173 | AZE4190 | AZE4192 | AZE4195 | AZE4197 | AZE4199 | AZE4201 | AZE4204 | AZE4207 | AZE4208 | AZE4214 | AZE4215 | AZE4221 | AZE4226 | AZE4227 | AZE4573 | AZE4579 | 11131035 | 11131036 | 11131050 | 11131112 | 11131216 | 11131279 | 11131315 | 11131424 | 11131535 | 11131544 | 11131605 | 11131606 | 11131659 | 11131696 | 11131716 | 11131761 | 11131780 | 11131781 | 11131793 | 11131890 | 11131892 | 11131932 | 11131942 | 11131946 | 11131947 | 11131956 | 11131963 | 11131964 | 11131966 | 11131975 | 11131984 | 11131989 | 11131990 | 11132050 | 11132067 | 11132068 - Iveco: 504015749

EQUIVALENTE / Equivalent

Iskra: 16902507 | 16907197

1701

IMPULSOR DE PARTIDA DO MOTOR DE ARRANQUE
STARTER DRIVE / IMPULSOR DE PARTIDA

FOTO / Photo pg. 264

APLICAÇÃO / Application / Aplicación

Case: CS 110 Sisu 4 Cil Turbo 4.4 | CS 68 Sisu 3 Cil Turbo 3.3 | CS 75 Sisu 3 Cil Turbo 3.3 - Massey Ferguson: MF 3625 V/S/F/GE Sisl Diesel 33 DTA 3.3 | MF 3635 V/S/F/GE Sisl Diesel 33 DTA 3.3 | MF 3640 V/S/F/GE Sisl Diesel 33 CTA 3 Cil 82HP 3.3 | MF 3645 Sisl Diesel 33 DTA 3.3 | MF 3650 S/F/GE Sisl Diesel 33 CTA 3 Cil 92 HP 3.3 | MF 3655 Sisl Diesel 33 DTA 3.3 | MF 4435 Sisl Diesel 33 DTA 3 Cil 74 HP 3.3 - Valmet: A 75N/A75L 33 DTA 3.3 | A 85N/A85L 44DT/33DTA 4.4 | A 95N/A95L 44DT/33DTA 4.4 - Valtra: A650 Sisu 320D 3 Cil 2010... | A750 Sisu 320DS 3 Cil 2009... | A850 Sisu 320DS 3 Cil 2009... | BF65 Sisu 320D 3 Cil 2008... | BF75 Sisu 320DS 3 Cil 2008...

MOTOR

Agco: 83646400 | 836667365 | 836673289 - Iskra: IS1064 | AZE4122 | AZE4166 | AZE4171 | AZE4209 | AZE4540 | AZE4597 | 11131116 | 11131426 | 11131515 | 11131728 | 11131773 | 11131970 - Sisu Diesel: 836673289 | 836867365 - Valtra: 83646400

EQUIVALENTE / Equivalent

Iskra: 16907455

1702

IMPULSOR DE PARTIDA DO MOTOR DE ARRANQUE
STARTER DRIVE / IMPULSOR DE PARTIDA

FOTO / Photo pg. 264

APLICAÇÃO / Application / Aplicación

Nissan: Primera 2.0 2002... | Xtrail 2.0 | XTrail 2.5

MOTOR

Mitsubishi: M1M70881 | M1M74181 | M1T70881 | M1T74181 | M1T77581 | M1T70881A | M1T74181A | N31818400 | N32718400 | N3A118400 | N31818400A | N31818400B | N32718400A | N3A1184400 - Nissan: 82881 | 87081

EQUIVALENTE / Equivalent

Cargo: 236752 - Mitsubishi: N31818X25 | M191X16371

1704

IMPULSOR DE PARTIDA DO MOTOR DE ARRANQUE
STARTER DRIVE / IMPULSOR DE PARTIDA

FOTO / Photo pg. 265

APLICAÇÃO / Application / Aplicación

Daewoo: Matiz

MOTOR

Daewoo: 93741000 | TM300C10201

EQUIVALENTE / Equivalent

Daewoo: 31871

1705

IMPULSOR DE PARTIDA DO MOTOR DE ARRANQUE
STARTER DRIVE / IMPULSOR DE PARTIDA

FOTO / Photo pg. 265

APLICAÇÃO / Application / Aplicación

Ssangyong: Actyon 200 XDI | Kyron XDI 2.0 | Rexton 270 XDI

MOTOR

Valeo: TM000A34001

1706

IMPULSOR DE PARTIDA DO MOTOR DE ARRANQUE
STARTER DRIVE / IMPULSOR DE PARTIDA

FOTO / Photo pg. 265

APLICAÇÃO / Application / Aplicación

Hyundai: I20 1.4 | I30 1.4/1.6 2009... | IX20 1.4/1.6 2011... | IX35 1.4/1.6 2010... - Kia: Carens II CWT 1.6 | Ceed 1.4/1.6 2006... | ProCeed 1.4/1.6 2006... | Soul CWT 1.6 | Sportage 1.6 2010... | Venga 1.4/1.6 2006... - Mitsubishi: Galant | L200 | Lancer | Montero 3.0 - 3.5 | Pajero 3.0 - 3.5 - 3.8 | Pajero TR4 | PT Cruiser GT 2.4

MOTOR

Mitsubishi: M0T20471 | M0T20472 | M0T30672 | M0T30771 | M0T35171 | M0T36071 | M000T20471 | M000T20472 | M000T20672 | M000T30672 | M000T30771 | M000T32572 | M000T35171 | M000T36071

EQUIVALENTE / Equivalent

Cargo: 331730 - Mitsubishi: 15871 | M191T15871 | M191X15871

1707

IMPULSOR DE PARTIDA DO MOTOR DE ARRANQUE
STARTER DRIVE / IMPULSOR DE PARTIDA

FOTO / Photo pg. 265

APLICAÇÃO / Application / Aplicación

Tata: Cummins 6BT 12

EQUIVALENTE / Equivalent

Lucas: 26241399

1708

IMPULSOR DE PARTIDA DO MOTOR DE ARRANQUE
STARTER DRIVE / IMPULSOR DE PARTIDA

FOTO / Photo pg. 265

APLICAÇÃO / Application / Aplicación

Nissan: Almera 1.5 16V - 1.8 16V | Micra | Primera 1.6 16V - 1.8 16V | Tino 1.5 16V - 1.8 16V

MOTOR

Bosch: 0001107092 | 0001107093 | 0001116006

EQUIVALENTE / Equivalent

Bosch: 1006209714 | 1006209934 | 1006209952 | 1006210117 | 1006210125 | 1006210147 | 1006210154 - Cargo: 235200

1709

IMPULSOR DE PARTIDA DO MOTOR DE ARRANQUE
STARTER DRIVE / IMPULSOR DE PARTIDA

FOTO / Photo pg. 265

APLICAÇÃO / Application / Aplicación

John Deere: 5200 | 5300 | 5303 | 5310 | 5400 | 5410 | 5500 | 5510

MOTOR

Iskra: AZE4169 | AZE4185 | AZE4228 | AZE4261 | 11131751 | 11131833 | 11132084 | 11132227

EQUIVALENTE / Equivalent

Iskra: 16902653

1711

IMPULSOR DE PARTIDA DO MOTOR DE ARRANQUE
STARTER DRIVE / IMPULSOR DE PARTIDA

FOTO / Photo pg. 265

APLICAÇÃO / Application / Aplicación

Especial/Special: Retroescavadeira Chinesa - Foton: Pá Carregadeira FL 917

MOTOR

Foton: QD263

1712

IMPULSOR DE PARTIDA DO MOTOR DE ARRANQUE
STARTER DRIVE / IMPULSOR DE PARTIDA

FOTO / Photo pg. 265

APLICAÇÃO / Application / Aplicación

Volkswagen: Fox | Gol G5 | Golf 2010...2014 | Kombi 2013...2014 | Saveiro | Spacefox | Voyage

MOTOR

Bosch: F000CD0800 | F000CD0801 - Volkswagen: 5U0911023 | 5U0911335

EQUIVALENTE / Equivalent

Bosch: F000CD1117

1713

IMPULSOR DE PARTIDA DO MOTOR DE ARRANQUE
STARTER DRIVE / IMPULSOR DE PARTIDA

FOTO / Photo pg. 265

APLICAÇÃO / Application / Aplicación

Agrale: Trator Motor M795W Bicilíndrico

MOTOR

Lucas Indiel: 35261810

EQUIVALENTE / Equivalent

Lucas Indiel: 35261976

1714

IMPULSOR DE PARTIDA DO MOTOR DE ARRANQUE
STARTER DRIVE / IMPULSOR DE PARTIDA

FOTO / Photo pg. 265

APLICAÇÃO / Application / Aplicación

Ford: C-Max 2000 2007...2010 | Focus C Max 2000 2003...2007 | Focus II 2000 2004...2008 | Galaxy 2000 2006...2008 | Galaxy 2200 2008...2010 | Kuga 2000 2008...2010 | Mondeo Mk4 2000 2007...2010 | S Max 2000 2006...2008 | S Max 2200 2008...2010 - Volvo: C30 2000, D4204T 2006...2008 | C70 II 2000, D4204T 2006...2008 | S40 2000, D4204T 2004...2010 | V50 2000, D4204T 2004...2010

MOTOR

Ford: 1469721 | 3M5T11000CC | 3M5T11000CD | 3M5T11000CE | 3M5T11000DC | 4M5T11000FA | 4M5T11000FB | 4M5T11000FC | 4M5T11000FD | 6G9N11000FA

EQUIVALENTE / Equivalent

Cargo: 236876

1715

IMPULSOR DE PARTIDA DO MOTOR DE ARRANQUE
STARTER DRIVE / IMPULSOR DE PARTIDA

FOTO / Photo pg. 265

APLICAÇÃO / Application / Aplicación

Tata: Ace | Indigo

1715

IMPULSOR DE PARTIDA DO MOTOR DE ARRANQUE
STARTER DRIVE / IMPULSOR DE PARTIDA

FOTO / Photo pg. 265

EQUIVALENTE / Equivalent

Tata: 26258286

1716

IMPULSOR DE PARTIDA DO MOTOR DE ARRANQUE
STARTER DRIVE / IMPULSOR DE PARTIDA

FOTO / Photo pg. 265

APLICAÇÃO / Application / Aplicación

Mahindra: Bolero SLE e SLX Mdi 3.2 Lts Diesel | Jeep Scorpio

EQUIVALENTE / Equivalent

Lucas: 26245621

1717

IMPULSOR DE PARTIDA DO MOTOR DE ARRANQUE
STARTER DRIVE / IMPULSOR DE PARTIDA

FOTO / Photo pg. 265

APLICAÇÃO / Application / Aplicación

Mahindra: Scorpio - Tata: Indica | Safari Diesel | Safari Petrol

EQUIVALENTE / Equivalent

Lucas: 26256675

1718

IMPULSOR DE PARTIDA DO MOTOR DE ARRANQUE
STARTER DRIVE / IMPULSOR DE PARTIDA

FOTO / Photo pg. 265

APLICAÇÃO / Application / Aplicación

Alfa Romeo: 156 1.9 JTD - BMW: BMW 320, Séries X3,X5 - Fiat: Multipla 1.9 JTD

MOTOR

BMW: 12417788680 | 12417788682 - Magneti Marelli: 63113001 | 63113002 | 63113004 | 63193001 | 63280071

EQUIVALENTE / Equivalent

Cargo: 231899 | 332145

1719

IMPULSOR DE PARTIDA DO MOTOR DE ARRANQUE
STARTER DRIVE / IMPULSOR DE PARTIDA

FOTO / Photo pg. 265

APLICAÇÃO / Application / Aplicación

Lucas Indiel: Motores Indiel M100R - New Holland: TM135E | TM150E | TM165 | TM180 | TS100 | TS110

MOTOR

Lucas Indiel: 35261445

EQUIVALENTE / Equivalent

Lucas Indiel: 35261625

1720

IMPULSOR DE PARTIDA DO MOTOR DE ARRANQUE
STARTER DRIVE / IMPULSOR DE PARTIDA

FOTO / Photo pg. 265

APLICAÇÃO / Application / Aplicación

BMW: Série 1 | Série 3 | Série 5 | Série 6 | Série 7 | X1 | X3 2.0 2.5 e 3.0 | X5 | X6 | Z4 2.2 2.5 e 3.0 - Toyota: Avensis | Celica | Corolla

MOTOR

BMW: 12417515390 | 12417515391 | 12417524843 | 12417610348 - Bosch: 0001107423 | 0001107424 | 0001107425 | 0001107426 | 0001107433 | 0001107434 | 0001107442 | 0001107443 | 0001107448 | 0001107449 | 0001107514 | 0001107525 | 0001107526 | 0001107529 | 0001122201 - Toyota: 281000T090

EQUIVALENTE / Equivalent

Bosch: 1006209799 | 1006209826 | 1006209981 | 1006209982

1722

IMPULSOR DE PARTIDA DO MOTOR DE ARRANQUE
STARTER DRIVE / IMPULSOR DE PARTIDA

FOTO / Photo pg. 266

APLICAÇÃO / Application / Aplicación

Daihatsu: Rocky F80 - Especial/Special: Motocicletas - JCB: Escavadeira - Mazda: B2200 - Toyota: 2S | 2Y | 2Y 2.2 | 3Y | Camry | Carina | Celica | Corolla | Dyna | Hilux | JR 7 | MR 2 | Tercel - ZEN: Utiliza Pinhão ZEN 9186

1722

IMPULSOR DE PARTIDA DO MOTOR DE ARRANQUE
STARTER DRIVE / IMPULSOR DE PARTIDA

FOTO / Photo pg. 266

MOTOR

Daihatsu: 2810072010 - Ishikawajima: 185086240 | 185086340 - Kubota: 1550463011 | 1574163011 - Nippondenso: 280004010 | 280004343 | 280004450 | 280005900 | 280005912 | 280006001 | 280006120 | 280006332 | 280006362 | 280006450 | 280006930 | 280007321 | 280007392 | 280007560 | 280007620 | 280008050 | 280008060 | 280008220 | 280008261 | 280008290 | 280008320 | 280008850 | 280009070 | 280009260 | 280009380 | 280009711 | 280009720 | 280009860 | 1280000101 | 1280000220 | 1280000230 | 1280000500 | 1280000510 | 1280001370 | 1280001440 | 1280001441 | 1280001520 | 1280001630 | 1280002060 | 1280003340 | 1280003350 | 1280003590 | 1280003670 | 1280003990 | 1280004420 | 1280005110 | 1280005261 | 1280005410 | 1280005700 | 1280005780 | 1280005781 | 1280005840 | 1280005850 | 1280007090 | 1280007100 | 1280007330 | 1280007680 | 1280007690 | 1280007912 | 1280008070 | 1280008080 | 1280008240 | 1280008560 | 2280000311 | 2280000580 | 2280000960 | 2280001100 | 2280001110 | 2280001710 | 2280002020 | 2280002121 | 2280002300 | 2280002610 | 2280002620 | 2280002682 | 2280002691 | 2280002701 | 2280002760 | 2280002770 | 2280002851 | 2280002880 | 2280003200 | 2280003290 | 2280004320 | 2280004330 - Toyota: 2810010040 | 2810010060 | 2810013010 | 2810015020 | 2810015040 | 2810015070 | 2810015130 | 2810015180 | 2810016020 | 2810016080 | 2810016110 | 2810027010 | 2810027030 | 2810027050 | 2810027060 | 2810031010 | 2810034060 | 2810034080 | 2810034100 | 2810041060 | 2810042040 | 2810042050 | 2810044030 | 2810044050 | 2810045033 | 2810045050 | 2810051031 | 2810060070 | 2810063020 | 2810063050 | 2810072010 | 2810072020 | 2810072030 | 2810072040 | 2810072050 | 2810072060 | 2810072070 | 2810072090 | 2810072100 | 2810072110 | 2810073010

EQUIVALENTE / Equivalent

Cargo: 132004 - Honda: 31204657617 - Ishikawajima: 185866150 - Isuzu: 8941291870 - Kubota: 1550463041 - Lester: 16248 | 16251 | 16578 | 16586 | 16600 | 16612 | 16674 | 16735 | 16736 | 16737 | 16759 | 16760 | 16761 | 16786 | 16790 | 16802 | 16821 | 16823 | 16825 | 16826 | 16827 | 16828 | 16829 | 16831 | 16833 | 16834 | 16837 | 16878 | 16892 | 16895 | 16906 | 16911 | 16913 | 17002 | 17003 | 17027 | 17125 | 17143 | 17171 | 17240 | 17251 | 17256 | 17345 | 17420 | 17422 | 17481 | 17487 | 17521 | 17530 | 17537 | 18181 | 18182 - Nippondenso: 0283001600 | 0283001601 | 0283001602 | 0283001603 | 0283001790 | 0283001791 | 0283001800 | 0283002000 | 0283002110 | 0283002111 | 0283002270 | 0283003630 | 0283003631 | 0283004160 | 0283006940 - Toyota: 2801120540 | 2801126041 | 2801126042 | 2801135030 | 280110710 - Unipoint: SD5053

1723

IMPULSOR DE PARTIDA DO MOTOR DE ARRANQUE
STARTER DRIVE / IMPULSOR DE PARTIDA

FOTO / Photo pg. 266

APLICAÇÃO / Application / Aplicación

Subaru: Brat H4 1.8L 1781cc 1980...1983 | DL H4 1.6L 1595cc 1981...1983 | DL H4 1.8L 1781cc 1980...1983 | GL H4 1.8L 1781cc 1980...1983 | GL H4 1.8L 1781cc wo/Turbo 1985...1989 | GL-10 H4 1.8L 1781cc wo/Turbo 1985...1989 | GLF H4 1.8L 1781cc VIN 4 1981...1982 | RX H4 1.8L 1781cc 1985...1989 | Standard H4 1.8L 1781cc VIN 5 1981...1982 | Standard H4 1.8L 1781cc VIN 5 1987

MOTOR

Denso: 280008580 | 1280002830 | 1280007200 | 1280007770 - Unipoint: STR8044

EQUIVALENTE / Equivalent

Denso: 0280993150 | 0283005701

1725

IMPULSOR DE PARTIDA DO MOTOR DE ARRANQUE
STARTER DRIVE / IMPULSOR DE PARTIDA

FOTO / Photo pg. 266

APLICAÇÃO / Application / Aplicación

Hitachi: Motores Estacionários

1726

IMPULSOR DE PARTIDA DO MOTOR DE ARRANQUE
STARTER DRIVE / IMPULSOR DE PARTIDA

FOTO / Photo pg. 266

APLICAÇÃO / Application / Aplicación

Valtra: Motores M100R | Trator

MOTOR

Lucas Indiel: 35259360

EQUIVALENTE / Equivalent

Lucas Indiel: 229697 | 35259697

1727

IMPULSOR DE PARTIDA DO MOTOR DE ARRANQUE
STARTER DRIVE / IMPULSOR DE PARTIDA

FOTO / Photo pg. 266

APLICAÇÃO / Application / Aplicación

Nissan: Armada 2.4WD | Sentra 1.8 | Terrano 2.4WD

EQUIVALENTE / Equivalent

Mitsubishi: M191T23371

1729

IMPULSOR DE PARTIDA DO MOTOR DE ARRANQUE
STARTER DRIVE / IMPULSOR DE PARTIDA

FOTO / Photo pg. 266

APLICAÇÃO / Application / Aplicación

Especial/Special: Motores ZM

1731

IMPULSOR DE PARTIDA DO MOTOR DE ARRANQUE
STARTER DRIVE / IMPULSOR DE PARTIDA

FOTO / Photo pg. 266

APLICAÇÃO / Application / Aplicación

Ashok LeyLand: Lay Land Hino J Ser | Ônibus H Serie 6 Cil

EQUIVALENTE / Equivalent

Lucas: 26242815

1733

IMPULSOR DE PARTIDA DO MOTOR DE ARRANQUE
STARTER DRIVE / IMPULSOR DE PARTIDA

FOTO / Photo pg. 266

APLICAÇÃO / Application / Aplicación

Especial/Special: Cooplantio - Jinma: Trator 25HP | Trator 45HP

MOTOR

ZM: 8148001 | 8148002

1734

IMPULSOR DE PARTIDA DO MOTOR DE ARRANQUE
STARTER DRIVE / IMPULSOR DE PARTIDA

FOTO / Photo pg. 266

APLICAÇÃO / Application / Aplicación

Honda: Civic 2006... | CRV

MOTOR

Nippondenso: 4280003410 | 4280005011 | 4280005290

EQUIVALENTE / Equivalent

Nippondenso: 0283008870

1735

IMPULSOR DE PARTIDA DO MOTOR DE ARRANQUE
STARTER DRIVE / IMPULSOR DE PARTIDA

FOTO / Photo pg. 266

APLICAÇÃO / Application / Aplicación

Renault: Clio | Duster 1.6 | Fluence | Kangoo | Laguna 1.6 16V | Megane 1.6 16V | Sandero | Scenic 1.6 16V

MOTOR

Nissan: 233001105R - Valeo: FS10B3

EQUIVALENTE / Equivalent

Valeo: 501490 | 1201728

1736

IMPULSOR DE PARTIDA DO MOTOR DE ARRANQUE
STARTER DRIVE / IMPULSOR DE PARTIDA

FOTO / Photo pg. 266

APLICAÇÃO / Application / Aplicación

Volkswagen: Caminhão 5140 | Caminhão 8150

MOTOR

Bosch: F000AL0132 | F000AL0133 | F000AL0140 | F000AL0141

EQUIVALENTE / Equivalent

Bosch: F000AL2660

1740

IMPULSOR DE PARTIDA DO MOTOR DE ARRANQUE
STARTER DRIVE / IMPULSOR DE PARTIDA

FOTO / Photo pg. 266

APLICAÇÃO / Application / Aplicación

Mercedes Benz: K6 | Sprinter

MOTOR

Bosch: 0001108409 | 0001108410 | 0001108441 | 0001108442 | F000AL0901 | F000AL0903

EQUIVALENTE / Equivalent

Bosch: F000AL2824

1741

IMPULSOR DE PARTIDA DO MOTOR DE ARRANQUE
STARTER DRIVE / IMPULSOR DE PARTIDA

FOTO / Photo pg. 266

APLICAÇÃO / Application / Aplicación

Volkswagen: Gol G4

MOTOR

Bosch: 5W0911023 | F000CD0802 | F000CD08A2

1741

IMPULSOR DE PARTIDA DO MOTOR DE ARRANQUE
STARTER DRIVE / IMPULSOR DE PARTIDA

FOTO / Photo pg. 266

EQUIVALENTE / Equivalent

Bosch: F000CD1315

1743

IMPULSOR DE PARTIDA DO MOTOR DE ARRANQUE
STARTER DRIVE / IMPULSOR DE PARTIDA

FOTO / Photo pg. 266

APLICAÇÃO / Application / Aplicación

Ford: Cargo

MOTOR

Bosch: F002G20904 - Ford: BC4511001BA

EQUIVALENTE / Equivalent

Bosch: F002G20724

1744

IMPULSOR DE PARTIDA DO MOTOR DE ARRANQUE
STARTER DRIVE / IMPULSOR DE PARTIDA

FOTO / Photo pg. 266

APLICAÇÃO / Application / Aplicación

Tramontini: Tratores Tramontini

1745

IMPULSOR DE PARTIDA DO MOTOR DE ARRANQUE
STARTER DRIVE / IMPULSOR DE PARTIDA

FOTO / Photo pg. 266

APLICAÇÃO / Application / Aplicación

General Motors/Chevrolet: Agilê 1.4 | Celta 1.0 | Classic 1.0 | Cobalt 1.4 e 1.8 | Cruze 1.8 | Montana 1.4 | Novo Prisma LT e LTZ Com Motor 1.0L e 1.4L SPE/4 (SOCH) fev/13 | Onix Com Motor 1.0 e 1.4 SPE/4 (SOCH) set/12 | Spin 1.8

MOTOR

Remy: 8000444 | 8000660

EQUIVALENTE / Equivalent

Remy: 10524174

1751

IMPULSOR DE PARTIDA DO MOTOR DE ARRANQUE
STARTER DRIVE / IMPULSOR DE PARTIDA

FOTO / Photo pg. 267

APLICAÇÃO / Application / Aplicación

Atlas: Carregadeira Ar 105, 105 E TCD 4,1 L4 105kW Tier 4i | Carregadeira Ar 95 e Super TCD 4,1 L4 95kW Tier 4i | Escavadeira 160W TCD2012 L06 2V 143HP Tier 3 | Escavadeira 190LC TCD2012 L06 2V 143HP Tier 4 | Escavadeira 340LC TCD2013 L06 2V 226PS Tier 4 | Manipuladora de Materiais 180MH, 200MH TCD2012 L06 2V 143HPTier 4 | Manipuladora de Materiais 350MH TCD2013 L06 2V 226PS Tier 4 | Manipuladora de Materiais 400MH TCD6,1 L6 238PS Tier 4i | Manipuladora de Materiais 520MH TCD2013 L06 2V248PS | Rolos Compactadores AW 1110, AW 1120 TCD2012 L04 96kW | Rolos Compactadores AW 1130, AW 1140 TCD2012 L04 103kW

Atlas Copco: Compressores XAHS 146 C3, XAS 186 C3, XATS 156 C3 Deutz TCD 2012 4 Cil. 82kW | Compressores XAHS 186 C3, XAVS 166C3 Deutz TCD 2013 4 Cil. 104kW | Máquina Fresadora de Asfalto PL1000T TCD2012 L06 2V 6 Cil 150kW - Bomag: Terraplanadora BM 500/15, BM 600/15 - Claas: Máquina Scorpion 7030 Deutz TCD 2012 L04 2V 102HP | Máquina Scorpion 7040 Deutz TCD 2012 L04 120HP | Máquina Scorpion 7045 Deutz TCD 2012 L04 140HP | Máquina Scorpion 7055 TCD 4,1 L4 115kW Tier 4i | Máquina Scorpion 9040 Deutz TCD 2012 L04 140HP | Máquina Scorpion 9055 TCD 4,1 L4 | Máquina Scorpion 6030 TD2011 L04 75kW - Deutz: Tratores K410, K420, K430, K610 Deutz TCD2012 L04 | Tratores M600, M610, M620 Deutz 2012 L06 2V | Tratores M640, M650 Deutz 2012 L06 4V - KHD: Motor Náutico BFM1012 | Motores BF6L913, BF6L913C 6 Cil | Motores F3L912, F3L913 3 Cil | Motores F4L912, F4L913 4 Cil | Motores F6L912, F6L913 6 Cil - Lamborghini: Tratores R3 85, 100 Evo Deutz 2012 EURO II - Liebherr: Escavadora A309 Litronic TCD2012 L04 2V 4Cil 65kW | Escavadora A311 Litronic TCD2011 L04W 4Cil 68kW | Escavadora R313 Litronic TCD2012 L04 2V 4Cil 75kW | Escavadora R317 TCD2013 L04V III-A 90kW - Volvo Penta: Motor Náutico T5D5A 150HP

MOTOR

Iskra: AZF4302 | AZF4309 | AZF4310 | AZF4312 | AZF4313 | AZF4314 | AZF4339 | 11132114 | 11132137 | 11132138 | 11132140 | 11132141 | 11132142 | 11132231

EQUIVALENTE / Equivalent

Iskra: 16911910

1752

IMPULSOR DE PARTIDA DO MOTOR DE ARRANQUE
STARTER DRIVE / IMPULSOR DE PARTIDA

FOTO / Photo pg. 267

APLICAÇÃO / Application / Aplicación

Citroën: Berlingo | C3 | Xsara Picasso - Fiat: 1.9 JTD MJ | 500 | Doblo 1.3 | Fiorino | Grande Punto | Idea | Linea 1.3 D Multijet | Qubo 1.3 D Multijet - Lancia: Musa 1.3 - 1.9 JTD MJ | Ypsilon - Maruti: Dzire | Swift | SX4 - Mercedes Benz: Classe A 140 - 160 - Opel: Agilê | Astra H GTC 1.3 CDTI | Corsa D | Meriva | Tigra 1.3 CDTI

Peugeot: 206 | Partner | Ranch - Renault: Clio | Kangoo - Tata: Manza | Vista

MOTOR

Citroën: 9648644680 - Suzuki: 31100M86J10 | 31100M86J11 | 31100M86J12 - Valeo: D6G1 | D6G3 | D6G5 | D6G32 | D6G33 | D6G98

EQUIVALENTE / Equivalent

Valeo: 191601 | 192978 | 406575

1753

IMPULSOR DE PARTIDA DO MOTOR DE ARRANQUE
STARTER DRIVE / IMPULSOR DE PARTIDA

FOTO / Photo pg. 267

APLICAÇÃO / Application / Aplicación

Tramontini: Tratores Tramontini TR18

EQUIVALENTE / Equivalent

Tramontini: 20210088

1754

IMPULSOR DE PARTIDA DO MOTOR DE ARRANQUE
STARTER DRIVE / IMPULSOR DE PARTIDA

FOTO / Photo pg. 267

APLICAÇÃO / Application / Aplicación

Bobcat: Carregador de Madeira - Clark: Mini Carregadeira - John Deere: Colheitadeira de Algodão | Trator

MOTOR

Iskra: AZE4603 | AZE4620 | AZE4648 | AZE4649 | AZE4653 | AZE4654 | AZE4655 | 11131063 | 11131221 | 11131752 | 11131753 | 11131772 | 11131788 | 11131789

EQUIVALENTE / Equivalent

Iskra: 16908746

1755

IMPULSOR DE PARTIDA DO MOTOR DE ARRANQUE
STARTER DRIVE / IMPULSOR DE PARTIDA

FOTO / Photo pg. 267

APLICAÇÃO / Application / Aplicación

Citroën: C3 2010... | C4 2010... - Fiat: 500 1.4 Fire 2009... | Doblo 1.3 Fire 2001...2006 | Doblo 1.4 Fire 2009...2016 | Fiorino 1.3 Fire 2004...2012 | Fiorino 1.4 Fire Fly 2013... | Grand Siena 1.4 Fire 2012...2016 | Idea 1.4 Fire 2010...2016 | Mobi 1.0 Fire 2016... | Palio 1.4 Fire 2005...2017 | Palio Weekend 1.4 Fire 2005...2010 | Uno 1.4 Fire 2010...
Peugeot: 2008 Motor EC5 1.6 2015... | 206 Motor TU3 1.4 2004...2010 | 207 Motor TU5 1.6 2008...2014 | 208 Motor TU4 1.5 2013...2016 | 307 Motor TU5 1.6 2002...2011 | 308 Motor EC5 1.6 2012 | Hoggar Motor TU3 1.4 2010...2014 | Partner Motor TU5 1.6 2005...2007 - Renault: Logan | Sandero 1.0 2012...

MOTOR

Citroën: 9807775680 - Nissan: 233000799R - Valeo: FS10B4 | TSC1010 | TSC1015

EQUIVALENTE / Equivalent

Valeo: 501493 | 1200580 | 1206998

1756

IMPULSOR DE PARTIDA DO MOTOR DE ARRANQUE
STARTER DRIVE / IMPULSOR DE PARTIDA

FOTO / Photo pg. 267

APLICAÇÃO / Application / Aplicación

Dacia: Logan 2004 | Logan Express 2009 | Logan MCV 2007 | Logan Pick Up 2008 - Ford: Focus 2013... - Renault: Clio Grandtour 2008 | Clio II 1998 | Clio II Box 1998 | Clio III 2005 | Grand Scenic II 2004 | Kangoo 1997 | Kangoo 2008 | Kangoo Express 1997 | Kangoo Express 2008 | Laguna III 2007 | Laguna III Grandtour 2007 | Logan Estate 2007 | Megane III Coupe 2008 | Megane III Grandtour 2008 | Megane III Hatchback 2008 | Megane CC 2010 | Megane II 2002 | Megane II Coupe-Cabriolet 2003 | Megane II Estate 2003 | Megane II Saloon 2003 | Modus 2004 | Scenic II 2003 | Thalia 1998 | Twingo 2007

MOTOR

Dacia: 7711497567 | 8200306595 | 8200836473 - Ford: 8V2111000BC | 8V2111000BD | 8V2111000BE - Mitsubishi: M0T87881 | M000T87881 - Remy: DRS3985
Renault: 233003329R - Valeo: TS12E9 | TS12E10 | 8V2111000BC | 8V2111000BD | 8V2111000BE

EQUIVALENTE / Equivalent

Valeo: 195041 | 195334 | 438224 | 458388

1757

IMPULSOR DE PARTIDA DO MOTOR DE ARRANQUE
STARTER DRIVE / IMPULSOR DE PARTIDA

FOTO / Photo pg. 267

APLICAÇÃO / Application / Aplicación

Renault: Duster 2.0 | Grand Scenic III 1.9 dCi | Megane III 1.9 dCi | Scenic III 1.9 dCi

MOTOR

Bosch: 0001107477 | 0001108428 | 0001108429

EQUIVALENTE / Equivalent

Bosch: 1006209849 | 1006209940

1758

IMPULSOR DE PARTIDA DO MOTOR DE ARRANQUE
STARTER DRIVE / IMPULSOR DE PARTIDA

FOTO / Photo pg. 267

APLICAÇÃO / Application / Aplicación

Citroën: Berlingo 1.6 HDI | C2 1.6 HDI | C3 1.6 16V HDI | C4 1.6 HDI | C5 1.6 HDI | Xsara Picasso 1.6 HDI - Peugeot: 1007 1.6 HDI | 206 1.6 HDI | 207 1.6 HDI | 307 1.6 HDI | 308 1.6 HDI | 407 1.6 HDI | Expert 1.6 HDI | Partner 1.6 HDI | Partner Tepee 1.6 HDI

MOTOR

Valeo: TS22E26

1758

IMPULSOR DE PARTIDA DO MOTOR DE ARRANQUE
STARTER DRIVE / IMPULSOR DE PARTIDA

FOTO / Photo pg. 267

EQUIVALENTE / Equivalent

Valeo: 157391 | 193751

1759

IMPULSOR DE PARTIDA DO MOTOR DE ARRANQUE
STARTER DRIVE / IMPULSOR DE PARTIDA

FOTO / Photo pg. 267

APLICAÇÃO / Application / Aplicación

Honda: City | Fit

MOTOR

Nippondenso: 4280005800

1761

IMPULSOR DE PARTIDA DO MOTOR DE ARRANQUE
STARTER DRIVE / IMPULSOR DE PARTIDA

FOTO / Photo pg. 267

APLICAÇÃO / Application / Aplicación

Cadillac: Escalade V8 6.2L 2015...2016 - General Motors/Chevrolet: Silverado 1500 V6 4.3L 2014...2016 | Silverado 1500 V8 5.3L 2014...2016 | Silverado 1500 V8 6.2L 2014...2016 | Suburban V8 5.3L 2015...2016 | Tahoe V8 5.3L 2015...2016 - GMC: Sierra 1500 V6 4.3L 2014...2016 | Sierra 1500 V8 5.3L 2014...2016 | Sierra 1500 V8 6.2L 2014...2016 | Yukon V8 5.3L 2015...2016 | Yukon V8 6.2L 2015...2016 | Yukon XL V8 5.3L 2015...2016 | Yukon XL V8 6.2L 2015...2016 - Nissan: March 1.6 | Versa

MOTOR

General Motors/Chevrolet: 12655055 | 183117860 - Lester: 10910 - Mitsubishi: MOT24072 | M000T24072 | M000T32175ZC - Nissan: 233001HK0A

EQUIVALENTE / Equivalent

Mitsubishi: M191T15271

1762

IMPULSOR DE PARTIDA DO MOTOR DE ARRANQUE
STARTER DRIVE / IMPULSOR DE PARTIDA

FOTO / Photo pg. 267

APLICAÇÃO / Application / Aplicación

Nissan: Cube 1.8 | Livina | Sentra 2.0 | Tiida 1.8 | Xtrail 2.0

MOTOR

Hitachi: S114902A - Nissan: 23300EN20A | 23300EN20B

1763

IMPULSOR DE PARTIDA DO MOTOR DE ARRANQUE
STARTER DRIVE / IMPULSOR DE PARTIDA

FOTO / Photo pg. 267

APLICAÇÃO / Application / Aplicación

Citroën: Berlingo 1.1, 1.4 e 1.6 | C2 1.1, 1.4 e 1.6 | C3 1.1, 1.4 e 1.6 | Saxo 1.0, 1.1, 1.4 e 1.6 | Xsara 1.4 e 1.6 | Xsara Picasso 1.6 - Renault: Clio III 1.1 e 1.2 | Kangoo 1.2 e 1.2 16V

MOTOR

Valeo: TS8E2 | TS8E6

EQUIVALENTE / Equivalent

Valeo: 193512 | 594726

1764

IMPULSOR DE PARTIDA DO MOTOR DE ARRANQUE
STARTER DRIVE / IMPULSOR DE PARTIDA

FOTO / Photo pg. 267

APLICAÇÃO / Application / Aplicación

Ford: Fusion L4 2.3L 140cid 2006...2009 | Fusion L4 2.5L 2488cc 152cid 2010 - Mazda: 3 L4 2.0L 1998cc 122cid VIN F 2012 | 3 L4 2.0L 1998cc 122cid VIN G 2012 | 3 L4 2.0L 1999cc 122cid 2010 | 3 L4 2.0L 1999cc 122cid VIN F 2011...2012 | 3 L4 2.0L 1999cc 122cid VIN G 2011...2012 | 3 L4 2.0L 2000cc 122cid 2010 | 3 L4 2.0L 2000cc 122cid VIN F 2011...2012 | 3 L4 2.3L 2260cc 2004...2009 | 3 L4 2.3L 2260cc 138cid 2006 | 5 L4 2.3L 2260cc 2006...2010 | 5 L4 2.3L 2260cc 138cid 2007...2010 | 6 2.3L Non-Turbo, Gas (L3) 2003 | 6 2.3L Non-Turbo, Gas (L3) 2006...2007 | 6 2.3L Non-Turbo, Gas (L3) 2009 | 6 L4 2.3L 2260cc 2003...2005 | 6 L4 2.3L 2260cc 2008 | 6 L4 2.3L 2260cc 138cid 2008 | 6 L4 2.3L 2260cc 138cid w/Turbo 2006...2007 | 6 L4 2.3L 2260cc w/Turbo 2006...2007 | 6 L4 2.5L 2488cc 152cid 2009...2010 | CX-7 L4 2.3L 2260cc 2007...2009
Mercury: Milan L4 2.3L 140cid 2006...2009 | Milan L4 2.5L 2488cc 152cid 2010 - Nissan: Altima L4 2.4L 2389cc 2001 | Armada V8 5.6L 5552cc FLEX 2010...2014 | Frontier V6 3.3L 3275cc 2002...2004 | Titan V8 5.6L 5552cc FLEX 2011...2014 | XTerra V6 3.3L 3275cc 2002...2004

MOTOR

Ford: 6E5T11000AB - Mitsubishi: MOT87681 | MOT87781 | MOT88481 | MOT90685 | MT87781ZC | MOT87781ZC | MOT90685ZC | M000t88481ZC | M000t88482ZC

EQUIVALENTE / Equivalent

Mitsubishi: 15471 | 19971 | M191X19971

1765

IMPULSOR DE PARTIDA DO MOTOR DE ARRANQUE
STARTER DRIVE / IMPULSOR DE PARTIDA

FOTO / Photo pg. 267

APLICAÇÃO / Application / Aplicación

BMW: 125i 3.0L 2996cc 2008...2013 | 135i 3.0L 2979cc 2008...2013 | 5 Séries Active Hybrid 3.0L 2979cc 2011...2013 | 523i 3.0L 2996cc 2010...2013 | 528i 3.0L 2996cc 2010...2013 | 530Li 3.0L, N52B30AF, Non-Turbo 2013...2014 | 730i 3.0L 2996cc 2008...2013 | 740i 3.0L 2979cc 2008...2013 | X3 3.0L 2979cc 2011...2013 | X3 3.0L 2996cc 2011...2013 | Z4 2.5L 2497cc 2009...2013 | Z4 3.0L 2979cc 2009...2013 | Z4 3.0L 2996cc 2009...2013

MOTOR

Valeo: TS12E36

1766

IMPULSOR DE PARTIDA DO MOTOR DE ARRANQUE
STARTER DRIVE / IMPULSOR DE PARTIDA

FOTO / Photo pg. 267

APLICAÇÃO / Application / Aplicación

ZEN: Utilizado no Impulsor ZEN 0750 | Utilizado no impulsor ZEN 0816 | Utilizado no impulsor ZEN 0817 | Utilizado no impulsor ZEN 0818 | Utilizado no Impulsor ZEN 0954 | Utilizado no impulsor ZEN 1201

1767

IMPULSOR DE PARTIDA DO MOTOR DE ARRANQUE
STARTER DRIVE / IMPULSOR DE PARTIDA

FOTO / Photo pg. 267

APLICAÇÃO / Application / Aplicación

ZEN: Utilizado no Impulsor ZEN 0921 | Utilizado no Impulsor ZEN 0946 | Utilizado no Impulsor ZEN 0947 | Utilizado no Impulsor ZEN 1097 | Utilizado no Impulsor ZEN 1215 | Utilizado no Impulsor ZEN 1601

MOTOR

Denso: 280003641 | 280003642 | 280004323 | 280004343 | 280004450 | 280004540 | 280004940 | 280005060 | 280005730

EQUIVALENTE / Equivalent

Denso: 0283002081 | 0283002220 | 0283002222 | 0283005300 | 0283005730 | 0283006850 | 0283007000

1768

IMPULSOR DE PARTIDA DO MOTOR DE ARRANQUE
STARTER DRIVE / IMPULSOR DE PARTIDA

FOTO / Photo pg. 268

APLICAÇÃO / Application / Aplicación

Volkswagen: Amarok 2.0 BiTDI | Amarok 2.0 BiTDI 4motion | Amarok 2.0 TDI | Amarok 2.0 TDI 4motion

MOTOR

Valeo: TS22ER12 | TS22ER13 - Volkswagen: 2H0911023 | 2H0911023AX

EQUIVALENTE / Equivalent

Valeo: 595683

1769

IMPULSOR DE PARTIDA DO MOTOR DE ARRANQUE
STARTER DRIVE / IMPULSOR DE PARTIDA

FOTO / Photo pg. 268

APLICAÇÃO / Application / Aplicación

Mitsubishi: L200 Triton

1770

IMPULSOR DE PARTIDA DO MOTOR DE ARRANQUE
STARTER DRIVE / IMPULSOR DE PARTIDA

FOTO / Photo pg. 268

APLICAÇÃO / Application / Aplicación

Hyundai: IX35 | Santa Fé L4 2.0L 1998cc 122cid 2013 | Sonata L4 2.0L 1998cc 122cid VIN B 2011...2012 | Tucson L4 2.0L 1975cc VIN B 2011...2012 | Tucson L4 2.4L 2359cc VIN C 2011...2012 - Kia: Forte Koup L4 2.0L 1998cc 122cid 2011...2013 | Forte Koup L4 2.4L 2359cc 2011...2013 | Forte L4 2.0L 1998cc 122cid 2011...2013 | Forte L4 2.4L 2359cc 2011...2013 | Forte5 L4 2.0L 1998cc 122cid 2012...2013 | Forte5 L4 2.4L 2359cc 2012...2013 | Optima L4 2.0L 1998cc 122cid 2012...2013 | Sportage L4 2.0L 1998cc 122cid 2011...2013 | Sportage L4 2.4L 2359cc 2011...2013

MOTOR

Hyundai: 361002G200 - Remy: 8000357

EQUIVALENTE / Equivalent

Hyundai: 361452G000

1771

IMPULSOR DE PARTIDA DO MOTOR DE ARRANQUE
STARTER DRIVE / IMPULSOR DE PARTIDA

FOTO / Photo pg. 268

APLICAÇÃO / Application / Aplicación

Chrysler: Avenger L4 2.4L 2360cc 144cid 2008...2010 | Caliber L4 1.8L 1798cc 110cid 2007...2009 | Caliber L4 2.0L 1998cc 122cid 2007...2010 | Caliber L4 2.0L 1998cc 122cid VIN A 2011...2012 | Caliber L4 2.4L 2360cc 144cid 2007...2010 | Caliber L4 2.4L 2360cc 144cid VIN A 2011 | Journey L4 2.4L 2360cc 144cid 2009...2010 | Sebring L4 2.4L 2360cc 144cid 2007...2010 - Dodge Truck: Compass L4 2.0L 1998cc 122cid 2007...2010 | Compass L4 2.0L 1998cc 122cid VIN A 2011...2013 | Compass L4 2.4L 2360cc 144cid 2007...2010 | Journey L4 2.4L 2360cc 144cid VIN B 2011 - Fiat: Freemont - Hyundai Truck: Magentis V6 2.7L 2656cc 2007...2009 | Optima V6 2.7L 2656cc 2007...2009 | Rondo V6 2.7L 2656cc 2007...2009 | Santa Fé V6 2.7L 2656cc 2007...2009 - Jeep Truck: Compass L4 2.4L 2360cc 144cid VIN B 2011...2013 | Patriot L4 2.0L 1998cc 122cid 2007...2013 | Patriot L4 2.4L 2360cc 144cid 2007...2013

1771

IMPULSOR DE PARTIDA DO MOTOR DE ARRANQUE
STARTER DRIVE / IMPULSOR DE PARTIDA

FOTO / Photo pg. 268

MOTOR

Chrysler: 05034555AA - Mitsubishi: MOT32071 | M000T32071 | M000T32071ZC - Valeo: 1250313

EQUIVALENTE / Equivalent

Mitsubishi: 1X18 - Valeo: 7D24B

1772

IMPULSOR DE PARTIDA DO MOTOR DE ARRANQUE
STARTER DRIVE / IMPULSOR DE PARTIDA

FOTO / Photo pg. 268

APLICAÇÃO / Application / Aplicación

Especial/Special: Jumps Auto - Massey Ferguson: Especial/Special

1774

IMPULSOR DE PARTIDA DO MOTOR DE ARRANQUE
STARTER DRIVE / IMPULSOR DE PARTIDA

FOTO / Photo pg. 268

APLICAÇÃO / Application / Aplicación

Citroën: Berlingo 2.0 - Dacia: Duster 1.5 | Logan 1.5 | Sandero 1.5 - Fiat: Ulisse 2.2 - Nissan: Kubistar 1.5 | Note 1.5 | Qashqai 1.5 | Tiida 1.5 - Renault: Clio II e III 1.5 | Kangoo Be Bop 1.5 | Megane II e III 1.5 | Modus 1.5 | Scenic II e Grand Scenic II 1.5 | Thalia 1.5 | Twingo 1.5

MOTOR

Mitsubishi: MOT20871 | MOT21471 | M1T80481 | M000I20871ZE

EQUIVALENTE / Equivalent

Mitsubishi: M191T19271

1775

IMPULSOR DE PARTIDA DO MOTOR DE ARRANQUE
STARTER DRIVE / IMPULSOR DE PARTIDA

FOTO / Photo pg. 268

APLICAÇÃO / Application / Aplicación

Hyundai: Elantra L4 2.0L 1975cc 2005...2006 | I30 2.0 | Tiburon L4 2.0L 1975cc 2005...2006 - Hyundai Truck: Tucson L4 2.0L 1975cc 2005...2009 - Kia: Soul | Spectra 5 L4 2.0L 1975cc 2006 | Spectra L4 2.0L 1975cc 2006 | Sportage L4 2.0L 1975cc 2005...2006

MOTOR

Hyundai: 3610023071 | 3610023171 - Valeo: 1195921 | 1195922

EQUIVALENTE / Equivalent

Hyundai: 3614523171 - Valeo: 1L22B

1776

IMPULSOR DE PARTIDA DO MOTOR DE ARRANQUE
STARTER DRIVE / IMPULSOR DE PARTIDA

FOTO / Photo pg. 268

APLICAÇÃO / Application / Aplicación

General Motors/Chevrolet: S10 2.8 Diesel 2012...2014 | TrailBlazer 2.8 Diesel 2012...

MOTOR

General Motors/Chevrolet: 55564374 - Valeo: TS22E20

EQUIVALENTE / Equivalent

Valeo: 195202 | 595724

1777

IMPULSOR DE PARTIDA DO MOTOR DE ARRANQUE
STARTER DRIVE / IMPULSOR DE PARTIDA

FOTO / Photo pg. 268

APLICAÇÃO / Application / Aplicación

Hyundai: HB20 1.6 - Kia: Rio 1.6

MOTOR

Hyundai: 361003101 | 3610003101 | 361002B102 - Valeo: 1201942 | 1201952

EQUIVALENTE / Equivalent

Hyundai: 361452B102 - Valeo: 2H08

1778

IMPULSOR DE PARTIDA DO MOTOR DE ARRANQUE
STARTER DRIVE / IMPULSOR DE PARTIDA

FOTO / Photo pg. 268

APLICAÇÃO / Application / Aplicación

Hyundai: Accent L4 1.6 1591cc 97cid 2012...2013 | HB20 1.0 | Veloster L4 1.6 1591cc 97cid 2012 - Kia: Cerato 1.6 | Forte 1.6, 2.0 e 2.4 | Rio L4 1.6 1591cc 2012 | Soul L4 1.6 1591cc 2010...2012

MOTOR

Hyundai: 361002B100 - Valeo: 1195239

1778IMPULSOR DE PARTIDA DO MOTOR DE ARRANQUE
STARTER DRIVE / IMPULSOR DE PARTIDA

FOTO / Photo pg. 268

EQUIVALENTE / Equivalent

Hyundai: 3613911140 - Valeo: 2E11

1779IMPULSOR DE PARTIDA DO MOTOR DE ARRANQUE
STARTER DRIVE / IMPULSOR DE PARTIDA

FOTO / Photo pg. 268

APLICAÇÃO / Application / Aplicación

Fiat: Bravo II 1.4 | Doblo 1.4 | Grand Punto 1.4 | Grand Siena 1.4 | Idea 1.2 | Palio 1.4 | Panda 1.1, 1.2, 1.4 | Punto 1.4 | Strada - Lancia: Musa 1.4 | Ypsilon 1.4

MOTOR

Fiat: 51899848 | 55193356 - Hitachi: S114905 | S114906 | S114907 | S114951A | S114951B

1780IMPULSOR DE PARTIDA DO MOTOR DE ARRANQUE
STARTER DRIVE / IMPULSOR DE PARTIDA

FOTO / Photo pg. 268

APLICAÇÃO / Application / Aplicación

Nissan: Frontier Turbo Diesel 2007...2012

MOTOR

Hitachi: S14413C - Nissan: 23300EB71E

1781IMPULSOR DE PARTIDA DO MOTOR DE ARRANQUE
STARTER DRIVE / IMPULSOR DE PARTIDA

FOTO / Photo pg. 268

APLICAÇÃO / Application / Aplicación

Jac: J3 | J3 Turin

MOTOR

Jhaem: L21580 | QDY1289 | 1043100gg010

EQUIVALENTE / Equivalent

Jac: 11A20

1784IMPULSOR DE PARTIDA DO MOTOR DE ARRANQUE
STARTER DRIVE / IMPULSOR DE PARTIDA

FOTO / Photo pg. 268

APLICAÇÃO / Application / Aplicación

Lucas Indiel: M101R | M95R - Volkswagen: Caminhões Motor MWM Serie X-10 e 229

MOTOR

Prestolite: 35261990 | 35262170 | 35262550 | 35262170AM

EQUIVALENTE / Equivalent

Prestolite: 35262268

1785IMPULSOR DE PARTIDA DO MOTOR DE ARRANQUE
STARTER DRIVE / IMPULSOR DE PARTIDA

FOTO / Photo pg. 268

APLICAÇÃO / Application / Aplicación

Cummins: Especial/Special - Ford: Cargo - Lucas Indiel: M101R - Volkswagen: Titan

MOTOR

Lucas Indiel: 35262420 | 35261635AM | 35262160AM

EQUIVALENTE / Equivalent

Lucas Indiel: 35261899

1786IMPULSOR DE PARTIDA DO MOTOR DE ARRANQUE
STARTER DRIVE / IMPULSOR DE PARTIDA

FOTO / Photo pg. 268

APLICAÇÃO / Application / Aplicación

Especial/Special: Jumps Auto

1787IMPULSOR DE PARTIDA DO MOTOR DE ARRANQUE
STARTER DRIVE / IMPULSOR DE PARTIDA

FOTO / Photo pg. 269

APLICAÇÃO / Application / Aplicación

Ford: Ecosport 2.0 Duratec Manual 2012...2017 | Focus 2.0 Duratec Manual

MOTOR

Valeo: FS14B1

1787IMPULSOR DE PARTIDA DO MOTOR DE ARRANQUE
STARTER DRIVE / IMPULSOR DE PARTIDA

FOTO / Photo pg. 269

EQUIVALENTE / Equivalent

Valeo: 501494

1788IMPULSOR DE PARTIDA DO MOTOR DE ARRANQUE
STARTER DRIVE / IMPULSOR DE PARTIDA

FOTO / Photo pg. 269

APLICAÇÃO / Application / Aplicación

Ford: Ecosport 2.0 Duratec Automático | Focus 2.0 Duratec Automático - Hyundai: Elantra

MOTOR

Ford: CN1511000BA | CN15111000CA - Hyundai: 361002E120 - Valeo: 495117 | FS14B2 | 1195411

EQUIVALENTE / Equivalent

Valeo: 501492

1790IMPULSOR DE PARTIDA DO MOTOR DE ARRANQUE
STARTER DRIVE / IMPULSOR DE PARTIDA

FOTO / Photo pg. 269

APLICAÇÃO / Application / Aplicación

Fiat: Ducato 2.3 Multijet Diesel | Ducato 110 | Ducato 120 | Ducato 130 | Ducato 150 - Peugeot: Boxer

MOTOR

Bosch: 0001115078 | 0001115079

EQUIVALENTE / Equivalent

Bosch: 1006209834 | 1006209864 - Cargo: 333355

1791IMPULSOR DE PARTIDA DO MOTOR DE ARRANQUE
STARTER DRIVE / IMPULSOR DE PARTIDA

FOTO / Photo pg. 269

APLICAÇÃO / Application / Aplicación

Ford: New Fiesta | Nova Ecosport 2013

MOTOR

Ford: CN1511000CA - Valeo: FS10B2

EQUIVALENTE / Equivalent

Valeo: 1202517

1794IMPULSOR DE PARTIDA DO MOTOR DE ARRANQUE
STARTER DRIVE / IMPULSOR DE PARTIDA

FOTO / Photo pg. 269

APLICAÇÃO / Application / Aplicación

Hyundai: H100 2.5 Diesel | HR 2.5 Diesel | Porter | Starex - Kia: Bongo | Sorento

MOTOR

Hyundai: 361004A100 | 361004A150 - Remy: 8000534 | 8000837

EQUIVALENTE / Equivalent

Hyundai: 361454A100

1796IMPULSOR DE PARTIDA DO MOTOR DE ARRANQUE
STARTER DRIVE / IMPULSOR DE PARTIDA

FOTO / Photo pg. 269

APLICAÇÃO / Application / Aplicación

Agrale: M790 | M90ID | M93 | M95W | Trator 4100 | Trator 4100.4 | Trator 4118 | Trator M790 | Trator M90ID

MOTOR

Unipoint: STR3302

EQUIVALENTE / Equivalent

Agrale: 7010010016006

1797IMPULSOR DE PARTIDA DO MOTOR DE ARRANQUE
STARTER DRIVE / IMPULSOR DE PARTIDA

FOTO / Photo pg. 269

APLICAÇÃO / Application / Aplicación

Especial/Special: Maruti

1799

IMPULSOR DE PARTIDA DO MOTOR DE ARRANQUE
STARTER DRIVE / IMPULSOR DE PARTIDA

FOTO / Photo pg. 269

APLICAÇÃO / Application / Aplicación

Mahindra: Xylo

MOTOR

Lucas TVS: 26024256A

EQUIVALENTE / Equivalent

Lucas TVS: 26242763

1800

IMPULSOR DE PARTIDA DO MOTOR DE ARRANQUE
STARTER DRIVE / IMPULSOR DE PARTIDA

FOTO / Photo pg. 269

APLICAÇÃO / Application / Aplicación

Hyundai: Azera | Entourage GLS Mini Passenger Van 4-Door | Genesis Coupe | Genesis Sedan 4-Door 3.8 | Santa Fé | Sonata GLS Sedan 4-Door | Veracruz - Kia:
Amanti | Borrego | Forte Koup | Magentis | Optima | Rondo | Sorento

MOTOR

Hyundai: 3610025020 | 361002CC00 | 361003C150 - Remy: 8000169 | 8000300 | 8000340

EQUIVALENTE / Equivalent

Hyundai: 3614525010

1801

IMPULSOR DE PARTIDA DO MOTOR DE ARRANQUE
STARTER DRIVE / IMPULSOR DE PARTIDA

FOTO / Photo pg. 269

APLICAÇÃO / Application / Aplicación

Dacia: Logan 1.4, 1.6, 16V | Sandero 1.4, 1.6 - Renault: Clio II 1.4, 1.6 16V | Kangoo 1.6, 16V | Megane I 1.4

MOTOR

Mitsubishi: MOT45071 | MOT45171 | MOT45371

EQUIVALENTE / Equivalent

Dacia: 6001547546 - Mitsubishi: M191X243BT

1803

IMPULSOR DE PARTIDA DO MOTOR DE ARRANQUE
STARTER DRIVE / IMPULSOR DE PARTIDA

FOTO / Photo pg. 269

APLICAÇÃO / Application / Aplicación

Seat: Mii 1.0 2012... - Skoda: Citigo 1.0 2012... - Volkswagen: Fox 1.0 (motor 3 cilindros) | Golf VII 1.2 TSI 2013... | Polo 2.0R WRC 2013... | Up! 1.0 2012...

MOTOR

Bosch: 0001177000 | 0001177001 | 0001177006 | 0001177007 | 0001177008 | 0001177009 | 0001179500 | 0001179501 - Volkswagen: 02M911021H | 02M911024Q | 02M911024R

EQUIVALENTE / Equivalent

Bosch: 1006210271

1805

IMPULSOR DE PARTIDA DO MOTOR DE ARRANQUE
STARTER DRIVE / IMPULSOR DE PARTIDA

FOTO / Photo pg. 269

APLICAÇÃO / Application / Aplicación

Agrale: Caminhão 13000 Com Motor MWM 6.10 TCA | Caminhões 10.000, 14.000 e 14.000 6X2 Com Motor MWM MaxxForce 4.8H. EURO V 01/2012... | Caminhões 6000, 8500 e 9200 Com Motores MWM 4.10 TCA e MWM 4.12 TCE | Chassis MA 7.9, MA8.5, MA9.2, MA10.0, MA12.0, MA15.0 e MT12.0 Com Motores MWM4.10 TCA e MWM 4.12 TCE | Furgovan 8000 Com Motor MWM 4.10 TCA | Ônibus MA12.0, MA15.0, MT15.0 LE, MA10.0 e MA9.2 Com Motor MWM MaxxForce 4.8HEURO V 01/2012... | Ônibus Volare W8, W9 e V8 Com Motores MWM 4.10 TCA ...2008 | Ônibus W8, W9 e V8 Com Motores MWM 4.12 TCE 2008... - BMW: Motor MWM 4.10TCA AGRALÉ CAMINHAO 8500D | Motor MWM 4.12TCE Agrale MA 12 185CV | Motor MWM 4.12TCE ITEC MIDI BUS (América Latina) | Pulverizadora Montana Parruda 2627M e 2627H Com Motor MWM 4.10L TCA 07/2012... - Case: Motoniveladora 845, 845.2, FG 140.2 | Motoniveladora RG140B e 845 com transmissão ZF | Pá Carregadeira W20, 521D, 621D, W130 Fiat Allis: Pá Carregadeira FR128 - Substitui 10479654 | Trator de Esteira 7D - Substitui 10479654 - Ford: Caminhões C1722e (4x2), C2422e(6x2), C2622e (6x4), C2428e (6x2), C2628e (6x4) Com Motor Cummins Eletrônico ISB (4 e 6 Cilindros) ...03/2011 | Caminhões C815e (4x2), C1317e (4x2), C1517e (4x2), C1717e (4x2) Com Motor Cummins Eletrônico ISB (4 e 6 Cilindros) ...03/2011 - Freightliner: Caminhões M2 Com Motor MB906/904 - Mercedes Benz: Axor 1419, 1719, 1726, 1726 4x4, 1729S, 2426 6x2 e 2429 6x2 Com Motores eletrônicos24V OM 924 LA e OM 926 LA - Euro V 01/2012... | Axor 1933, 2533, 2826, 2828, 2831 Com Motores eletrônicos OM906 e OM 926 | Caminhões 710, 712E, 1418R, 1720, 1720K, L1620 - Chassi de Ônibus LO 712, LO 812 Com Motores mecânicos 12V OM 364 e OM 366) - 29MT | Caminhões 712C, 715, 714C, 915C, 1215, 1218EL, 1218L, 1418 EL, 1418L, 1718, 1725 | Caminhões Família Accelo: 815 e 1016 Com Motor eletrônico 24V OM 924 LA - Euro V 01/2012... | Caminhões Família Atron: 1319, 2324, 2729K (Basculante), 2729B (Betoneira) e2729 Com Motores eletrônicos 24V OM 924 LA e OM 926 LA -Euro V 01/2012... | Chassi de ônibus LO 914, 0500M, 0500U, 0500R, OF 1417, OF1418, OF 1518, OF 1721, Com Motores eletrônicos 24V OM 904, OM 906, OM 924 eOM 926 | Família Atego (1315, 1418, 1518, 1718, 1725, 2425), L1318, 2423B,2423K, L1620 | Fora de Estrada Família Axor: 2831K (Basculante), 2831B (Betoneira) e 2831P (Plá Com Motor eletrônico 24V OM 926 LA - Euro V 01/2012... | Ônibus Boxer e Torino Com Motor OM904/906 12V | Ônibus Rodoviário O500M 1826 BUGGY e O500R 1830 Com Motor eletrônico OM926 LA - Euro V 01/2012... | Ônibus Urbano OF1519,OF1721, OF1724, O500M 1826, O500U 1826 Com Motores eletrônicos 24V OM 924 LA eOM 926 LA - Euro V 01/2012... | Rodoviário Família Axor 1933 e 2533 Com Motor eletrônico 24V OM 926 LA - Euro V 01/2012... - Navistar: Ônibus 4700 Com Motor MWM 4.8L euro II y III - New Holland: Motoniveladora 140 | Pá Carregadeira 12C | Trator de Esteira 7D - Remy: 29MT - Volkswagen: Caminhões 17-250E, 24-250E Com Motor Cummins ISB 4 e 6 cil ...09/2009 | Caminhões 17-250E, 24-250E Com Motor Cummins ISB 4 e 6 cil 10/2009... | Caminhões 8-150 Eletr Delivery Puls, 9-150E, 10-150E, 13-180E, 15-190E 06/2009... | Caminhões 9-150 Eletr Delivery Com Motor Cummins 01/2010... | Caminhões constellation 13-180, 15-180, 17-260, 26-260E, 31-260E Motor MWM Eletrônico 4 e 6 Cilindros | Caminhões Worker 8-120 EuroII e III. 13-180 Euro II e III, 15-180 Euro III.17-18 Motor MWM 4 e 6 cilindros | Delivery 5.150, 8.160 e 9.160 3.8L Com Motor Cummins ISF (Euro V) 01/2012... | Ônibus 17-230EOD/V-tronic e 17-260EOD/ V-tronic Motor MWM Eletrônico 4 e 6 Cilindros com Transmissão ZF | Ônibus 8-150 ODC / FEB, 9-150 ODC Com Motor Cummins ISB 4 e 6 cil | Ônibus 8.120 OD Euro II e III Motor MWM 4 cilindros - Volvo: VM 210, 260, 310 Com Motores MWM 4.12TCE e 6.12TCE ...12/2011 - ZEN: Utiliza Pinhão ZEN 12954 | Utiliza Pinhão ZEN 12955 | Utiliza Pinhão ZEN 12956 | Utiliza Pinhão ZEN 12957 | Utiliza Pinhão ZEN 12961

MOTOR

Remy: 8200003 | 8200004 | 8200014 | 8200054 | 8200064 | 8200065 | 8200103 | 8200138 | 8200196 | 8200231 | 8200292 | 8200295 | 8200296 | 8200297 | 8200326 | 8200331 | 8200357 | 8200386 | 8200387 | 8200400 | 8200474 | 8200478 | 8200495 | 8200511 | 8200512 | 8200564 | 8200816 | 8200826 | 8200848 | 8200853 | 8200854 | 8200875 | 8200882 | 8200884 | 8200885 | 8200886 | 8200887 | 8200889 | 8200890 | 19011400 | 19011402 | 19011403 | 19011407

EQUIVALENTE / Equivalent

Remy: 10515810 | 10515811

1806

IMPULSOR DE PARTIDA DO MOTOR DE ARRANQUE
STARTER DRIVE / IMPULSOR DE PARTIDA

FOTO / Photo pg. 269

APLICAÇÃO / Application / Aplicación

Scania: 124

MOTOR

Bosch: 0001261025

EQUIVALENTE / Equivalent

Bosch: 2007010160 | 6033AD5359

1807

IMPULSOR DE PARTIDA DO MOTOR DE ARRANQUE
STARTER DRIVE / IMPULSOR DE PARTIDA

FOTO / Photo pg. 269

APLICAÇÃO / Application / Aplicación

Ford: Ranger 2.2 e 3.2 2012...

MOTOR

Ford: AB3911000AA | AB3911000BA - Mitsubishi: M002T85971ZT | M002T86071ZT

EQUIVALENTE / Equivalent

Mitsubishi: M191T96571

1808

IMPULSOR DE PARTIDA DO MOTOR DE ARRANQUE
STARTER DRIVE / IMPULSOR DE PARTIDA

FOTO / Photo pg. 269

APLICAÇÃO / Application / Aplicación

Mercedes Benz: Actros 1832, 1836, 1841, 1844 | Actros 1846, 1850, 1851, 1854, 1858 | Actros 2632, 2636, 2641, 2644 | Actros 2646, 2650, 2651, 2654, 2655 e 2658 | Axor 2006 e 3344 - Renault: FR1 - Iliade FRH - GTX - GTXE - RTX - TX | Iliade GT - GTC - GTE | Magnum AE | Manager | Maxter - ZEN: Utiliza Pinhão ZEN 12967

MOTOR

Mitsubishi: M9T80071 | M9T80472 | M9T80473 | M9T82071 | M9T82479 | M9T83671

1808

IMPULSOR DE PARTIDA DO MOTOR DE ARRANQUE
STARTER DRIVE / IMPULSOR DE PARTIDA

FOTO / Photo pg. 269

EQUIVALENTE / Equivalent

Mitsubishi: M191T90271

1809

IMPULSOR DE PARTIDA DO MOTOR DE ARRANQUE
STARTER DRIVE / IMPULSOR DE PARTIDA

FOTO / Photo pg. 269

APLICAÇÃO / Application / Aplicación

Case: Case IH C9 | Colheitadeira de cana A8000 e A8800 com Motor Case IH C9 - Cummins: Motores C e ISC de 8,3 litros - Ford: Cargo 1622, 1630, 2422, 2425, 2622, 2626, 2630, 2631, 3222, 4030 6CTAA 8,3 litr com motor Cummins | Cargo Eletrônico - 1932, 2632, 2932, 4532 e 5032 com motor Cummins ISL 8.3L 03/2011... | Cargo Eletrônico - 2632, 2932, 4532 e 5032(Substituído por 38MT 8200486) ...03/2011 - Freightliner: M2 106 com motor Cummins ISB - Navistar: Caminhões Durastar com motor DT466 | Caminhões Workstar com motor DT466 - Random: Caminhão Florestal RK 628C-F com motor Scania DC9 | Caminhões Fora de Estrada RK- 430B, RK-430M, RK 628 C, RK 628 C-R com motores Scania DC09 - Remy: 38MT - Scania: Modelo: P 380 com motor DC 12 Euro 5 09/2006... | Modelo: P 420 com motor DC 12 Euro 3 09/2004...09/2006 | Modelo: P 420 com motor DC 12 Euro 5 09/2006... | Modelo: P 420 DT 12 com motor Euro 4 09/2004... | Modelo: P 470 com motor DT 12 Euro 3 | Modelo: P 470 com motor DT 12 Euro 3 09/2004...09/2005 | Modelo: P 480 com motor DT 12 Euro 4 09/2006... | Modelo: R 380 com motor DC 12 Euro 5 09/2006... | Modelo: R 420 com motor DC 12 Euro 3 02/2004...09/2006 | Modelo: R 420 com motor DC 12 Euro 5 02/2006... | Modelo: R 420 com motor DT 12 Euro 4 09/2004...08/2005 | Modelo: R 420 com motor DT 12 Euro 4 09/2005... | Modelo: R 470 com motor DT 12 Euro 3 04/2004...09/2006 | Modelo: R 470 com motor DT 12 Euro 4 09/2005...08/2006 | Modelo: R 480 com motor DT 12 Euro 4 09/2006... | Modelo: T 420 com motor DC 12 Euro 3 09/2004...10/2005 | Modelo: T 420 com motor DT 12 Euro 4 09/2004...10/2005 | Modelo: T 470 com motor DT 12 Euro 3 09/2004...10/2005 | Modelos: P 230, P 270, P 310 com motor DC 09 Euro 3 09/2004...09/2006 | Modelos: P 230, P 270, P 310 com motor DC 09 Euro 4 09/2005... | Modelos: P 340, P 380 com motor DC 11 Euro 3 09/2004...09/2006 | Modelos: P 340, P 380 com motor DC 12 Euro 4 09/2005... | Modelos: R 230, R 270, R 310 com motor DC 09 Euro 3 09/2004...09/2006 | Modelos: R 230, R 270, R 310 com motor DC 09 Euro 4 09/2005... | Modelos: R 340, R 380 com motor DC 11 Euro 3 03/2004...09/2006 | Modelos: R 340, R 380 com motor DC 12 Euro 4 09/2005... | Modelos: T 340, T 380 com motor DC 11 Euro 3 09/2004...10/2005 - Volkswagen: Caminhões 17-220, 17-310, 23-210, 23-220, 23-310, 24-220, 26-220, 26-260, 26-310 com motor Cummins 6CTAA 8.3 litros | Caminhões 18-310, 19-320, 31-320 | Caminhões 18.310 Titan Tractor | Caminhões 31-370, 25-370, 19-370 com motor 9,3 litros internacional | Ônibus 17-320 E, 18-320 EVO, 19-360 E, 24-320E, 25-320E, 25-370E, 25-400E Todos com motor Cummins | Ônibus 19320EOT Quéops evolution com motor Cummins ISC 8,3 litros | Titan Tractor e constellation com motor Cummins ISC 8,3 litros - Volvo: Caminhões FH12 e NH12. Substitui Melco - ZEN: Utiliza Pinhão ZEN 13130 | Utiliza Pinhão ZEN 13138

MOTOR

Remy: 8200005 | 8200025 | 8200053 | 8200072 | 8200075 | 8200077 | 8200078 | 8200242 | 8200356 | 8200486 | 8200733 | 19026027 | 19026035

EQUIVALENTE / Equivalent

Remy: 10512095 | DR10512095

1810

IMPULSOR DE PARTIDA DO MOTOR DE ARRANQUE
STARTER DRIVE / IMPULSOR DE PARTIDA

FOTO / Photo pg. 270

APLICAÇÃO / Application / Aplicación

Fiat Allis: Motoniveladora FG 170, FG 170.2, FG 200 e FG 200.2 - Freightliner: Cascadia com motor Cummins ISX | Cascadia com motor DD13, DD15, DD16 | Cascadia com motor Detroit S60 | Cascadia com motor MBE4000 | Century com motor CAT C15, Detroit S60 | Century com motor MBE4000 | Coronado com motor Cummins ISX | Coronado com motor DD15, DD16, DD13 | M2 106 com motor Cummins ISC | M2 112 com motor DD13 | Motor Cat C10/C12/C15, C11/C13/C15 Acert Cummins ISX, ISM, N14 e DDC 60 Séries | Motor MBE 4000 | Severe Duty com motor Cummins ISX | Severe Duty com motor DD13 - Mack: Caminhões Granite com motor Mack MP8 | Caminhões Granite com motor Mack MP8 | Caminhões Pinnacle com motor Mack MP8 | Caminhões TerraPro com motor Mack MP8 - Navistar: Caminhões Paystar com motor Cummins ISX/Cat | Caminhões Prostar com motor Cummins ISX/Cat. | Caminhões Transtar com motor Cummins ISX/Cat. - New Holland: Motoniveladora 170 e 200 | Motoniveladora 865, 865.2, 885 e 885.2 - Remy: 39MT | Geração III - Volvo: Caminhões VHD com motor Cummins ISX | Caminhões VHD com motor D12 | Caminhões VN com motor Cummins ISX | Caminhões VN com motor D12 | Motor Cummins ISX | Motor D12 - ZEN: Utiliza Pinhão ZEN 13117 | Utiliza Pinhão ZEN 13118 | Utiliza Pinhão ZEN 13119

MOTOR

Remy: 8200050 | 8200081 | 8200085 | 8200087 | 8200090 | 8200101 | 8200201 | 8200287 | 8200288 | 8200289 | 8200290 | 8200291 | 8200308 | 8200329 | 8200330 | 8200417 | 8200421 | 8200431 | 8200433 | 8200434 | 8200435 | 8200436 | 8200446 | 8200468 | 8200469 | 8200519 | 8200572 | 8200605 | 8200606 | 8200699 | 8200719 | 8600612 | 19011514 | 19011518 | 19011519 | 19011521 | 19011522 | 19011523 | 19011524 | 19011527 | 19011529

EQUIVALENTE / Equivalent

Remy: 10526468 | DR10526468

1811

IMPULSOR DE PARTIDA DO MOTOR DE ARRANQUE
STARTER DRIVE / IMPULSOR DE PARTIDA

FOTO / Photo pg. 270

APLICAÇÃO / Application / Aplicación

Case: Colheitadeira de Cana A7000 e A7700 com motor Cummins | Motoniveladora 865, 865.2, 885 e 885.2 - Cummins: Geradores Cummins C350 D6, C400 D6 com motor Cummins NTA855 - Fiat Allis: Motoniveladora - FG 170, FG 170.2, FG 200 e FG 200.2 | Trator de Esteira FD170 - Freightliner: Cascadia com motor Cummins ISX | Cascadia com motor Detroit S60 | Cascadia com motor MBE4000 | Century com motor CAT C15, Detroit S60 | Century com motor MBE4000 | Coronado com motor Cummins ISX | M2 106 com motor Cummins ISC | Motor Cat C10/C12/C15, C11/C13/C15 Acert, Cummins ISX, ISM, N14 e DDC 60 Séries | Motor MBE 4000 | Prestolite MS2-510, MS2-511, MS2-514 | Severe Duty com motor Cummins ISX | Substitui Mitsubishi FL0379, MIB970379. Denso 428000-4451 | Substitui Mitsubishi MK0077, 009T70077, 8MJ4298AM e VV0977. Denso 428000-4420, 4 - Kenworth: Motor Cat C10/C12, Cummins ISM, CatC9/C11/C13/C15 Acert e Cummins ISX | Prestolite MS2-500, MS2-501, MS2-502, MS2-503, MS2-504, MS2-507, MS2-510, MS2-51 | Substitui/Reemplaza Mitsubishi KW0779, M970979, M009T70979, PC0779, PC0979, PC13 | Substitui/Reemplaza Mitsubishi PC1479, PC1579, PC1779, PC1879, PB0979. Denso 428 - Mack: Caminhões Granite com motor Mack MP10 | Caminhões Granite com motor Mack MP7 | Caminhões Granite com motor Mack MP8 | Caminhões Mack com motor E-7 | Caminhões Mack com motor Mack MP7 | Caminhões Mack com motor Mack MP8 | Caminhões Pinnacle com motor Mack E7 | Caminhões Pinnacle com motor Mack MP10 | Caminhões Pinnacle com motor Mack MP7 | Caminhões Pinnacle com motor Mack MP8 | Caminhões TerraPro com motor Mack E7 | Caminhões TerraPro com motor Mack MP10 | Caminhões TerraPro com motor Mack MP7 | Caminhões TerraPro com motor Mack MP8 | Substitui Mitsubishi MK0077, M009T0077, 8MJ4298AM. Denso 428000-4430, 428000-444 | Substitui Mitsubishi MK1075, MK1078 | Substitui Mitsubishi MK2078

Navistar: Caminhões Paystar com motor Cummins ISX/Cat | Caminhões Prostar com motor Cummins ISX/Cat | Caminhões Transtar com motor Cummins ISX/Cat

New Holland: Motoniveladora 170 e 200 - Peterbilt: Denso 428000-4420, 428000-5190 | Motor Cat C10/C12, Cummins ISM, CatC9/C11/C13/C15 Acert e Cummins ISX 386, 388, com motor Cummins ISX | Prestolite MS2-500, MS2-501, MS2-502, MS2-503, MS2-504, MS2-510, MS2-511, MS2-514 | Substitui Mitsubishi KW0779, M970979, M009T70979, PC0779, PC0979, PC1379, PC1479 - Remy: 39MT | Geração II - Volvo: Caminhões VHD com motor Cummins ISX | Caminhões VHD com motor D12 | Caminhões VHD com motor 13L. Com motor Volvo D13 | Caminhões VN com motor 13L | Caminhões VN com motor Cummins ISX | Caminhões VN com motor D12 | Caminhões VN com motor 11L. Caminhões VHD com motor 11L. Motor Volvo D11 | Caminhões VN com motor 16L. Caminhões VHD com motor 16L. Com motor Volvo D16 | Motor D12 | Motor D12 Substitui Mitsubishi VV0279, 20430285, 85103338, M009T70279 e 20520903 | Prestolite MS2-500, MS2-501, MS2-502, MS2-503, MS2-504, MS2-507, MS2-510, MS2-51 | Prestolite MS2-500, MS2-502, MS2-503, MS2-504, MS2-507, MS2-509, MS2-511 | Substitui Mitsubishi 428000-4430, 428000-4440 | Substitui Mitsubishi 8MJ5439M, MK0077, 009T70077, 8MJ4298AM, VV0776 e VV0977. De | Substitui Mitsubishi IN0976, FL0579, FL0975, FL0777, M009T70579, MIB97059, MIB70 | Substitui Mitsubishi VV1076 Motor Cummins ISX | Substitui Mitsubishi VV1979 | Substitui Mitsubishi VV2079 - ZEN: Utiliza Pinhão ZEN 13130 | Utiliza Pinhão ZEN 13131 | Utiliza Pinhão ZEN 13132

MOTOR

Remy: 8200032 | 8200034 | 8200039 | 8200040 | 8200041 | 8200050 | 8200081 | 8200085 | 8200087 | 8200090 | 8200101 | 8200182 | 8200201 | 8200223 | 8200287 | 8200288 | 8200289 | 8200290 | 8200291 | 8200417 | 8200469 | 8200572 | 19011507 | 19011509 | 19011511 | 19011512 | 19011513 | 19011514 | 19011518 | 19011519 | 19011521 | 19011522 | 19011523 | 19011527 | 19011529

EQUIVALENTE / Equivalent

Remy: 10511410 | DR10511410

1812

IMPULSOR DE PARTIDA DO MOTOR DE ARRANQUE
STARTER DRIVE / IMPULSOR DE PARTIDA

FOTO / Photo pg. 270

APLICAÇÃO / Application / Aplicación

Citroën: Berlingo 1.6 HDI | C1, C2, C3 1.4 Hdi e 1.6 Hdi | C4 1.6 16V Bio flex e 1.6 Hdi | C5 1.6 Hdi e 2.2 HDi | Picasso 1.6 16V Bio Flex e 1.6 Hdi | Xsara Picasso 1.6 HDI

Peugeot: 107, 1007, 206, 207, 307 e 308 1.4 e 1.6 HDi | 3008, 407 e 5008 1.6 HDi | Partner 1.6 HDi | Ranch 1.6 HDi - Toyota: Ayco 1.4 D

MOTOR

Valeo: D7G3 | D7G26 | 438166 | 438189 | 458185 | 458237 | TS18E13 | TS14E110

EQUIVALENTE / Equivalent

Cargo: 234819 - Valeo: 192929 | 194213 | 594631

1813

IMPULSOR DE PARTIDA DO MOTOR DE ARRANQUE
STARTER DRIVE / IMPULSOR DE PARTIDA

FOTO / Photo pg. 270

APLICAÇÃO / Application / Aplicación

Toyota: Corolla | Crown | Fortuner | Hiace | Hilux | Kijang Innova | Land Cruiser Prado

MOTOR

Nippondenso: 2810022040 | 4280000670 | 4280000680 | 4280001760 | 4280003370 | 4280003371 | 4280003372 | 4280004550 - Toyota: 281000D090 | 2810075190

EQUIVALENTE / Equivalent

Toyota: 2802173020

1814

IMPULSOR DE PARTIDA DO MOTOR DE ARRANQUE
STARTER DRIVE / IMPULSOR DE PARTIDA

FOTO / Photo pg. 270

APLICAÇÃO / Application / Aplicación

Audi: A3 1900 BLS BKC BXE 2003...2009 | A3 Convertible (8P7) Eng. BLS 1.9 TDI 77kw BLS 2008...2009 - Seat: Altea (5P1) Eng BJB BKC BLS BXE 1.9 TDI 77kw BJB BKC BLS BXE 2004 | Altea (5P1) Eng BXF 1.9 TDI 66kw BXF 2009 | Altea (5P5 - 5P8) Eng BKC BLS BXE 1.9 TDI 77kw BKC BLS BXE 2006 | Altea (5P5 - 5P8) Eng BXF 1.9 TDI 66kw BXF 2009 | Altea (5P5 - 5P8) Eng. 1.9 TDI 4x4 77kw 2009...2010 | Altea 1896ccm BJB 1.9 TDI 2004...2015 | Altea 1896ccm BKC 1.9 TDI 2004...2015 | Altea XL 1896ccm BLS 1.9 TDI 2006...2015 | Altea XL 1896ccm BXE 1.9 TDI 2006...2015 | Altea XL 1968ccm BKD 2.0TDI 2006...2010 | Altea XL 1968ccm BMM 2.0TDI 2006...2010 | Altea XL 1968ccm BMM 2.0TDI 2006...2010 - Volkswagen: California 1896ccm AXB 1.9 TDI 2003...2009 | California 1896ccm AXC 1.9 TDI 2003...2009 | California 1896ccm BRR 1.9 TDI 2006...2009 | California 1896ccm BRS 1.9 TDI 2006...2009 | Transporter 1900 2003...2008

1814

IMPULSOR DE PARTIDA DO MOTOR DE ARRANQUE
STARTER DRIVE / IMPULSOR DE PARTIDA

FOTO / Photo pg. 270

MOTOR

Bosch: 0001123012 | 0001123013 | 0001123018 | 0001123019 | 0001124001 | 0001124002 | 0001124005 | 0001124006 | 0001125001 | 0001125007 | 0001125008 | 0001125011 | 0001125012 | 0001125013 - Magneti Marelli: 063521230120 | 944280203000 - Magneton: 915109A

EQUIVALENTE / Equivalent

Bosch: 1006209621 | 1006209648 | 1006209786 | 1006209880 | 1006209962 - Cargo: 239967

1815

IMPULSOR DE PARTIDA DO MOTOR DE ARRANQUE
STARTER DRIVE / IMPULSOR DE PARTIDA

FOTO / Photo pg. 270

APLICAÇÃO / Application / Aplicación

Iveco: Daily 2008

MOTOR

Bosch: F000AL0143 - Iveco: 5801405959

EQUIVALENTE / Equivalent

Bosch: F000AL2813

1816

IMPULSOR DE PARTIDA DO MOTOR DE ARRANQUE
STARTER DRIVE / IMPULSOR DE PARTIDA

FOTO / Photo pg. 270

APLICAÇÃO / Application / Aplicación

Toyota: Elios Diesel

EQUIVALENTE / Equivalent

Nippondenso: 280210N080

1818

IMPULSOR DE PARTIDA DO MOTOR DE ARRANQUE
STARTER DRIVE / IMPULSOR DE PARTIDA

FOTO / Photo pg. 270

APLICAÇÃO / Application / Aplicación

Jac: Caminhão 1035

1819

IMPULSOR DE PARTIDA DO MOTOR DE ARRANQUE
STARTER DRIVE / IMPULSOR DE PARTIDA

FOTO / Photo pg. 270

APLICAÇÃO / Application / Aplicación

DongFeng: Caminhões

EQUIVALENTE / Equivalent

DongFeng: 3708NDH12

1820

IMPULSOR DE PARTIDA DO MOTOR DE ARRANQUE
STARTER DRIVE / IMPULSOR DE PARTIDA

FOTO / Photo pg. 270

APLICAÇÃO / Application / Aplicación

Ford: Focus I 1400 Zetec S 1998...2005 | Focus I 1600 Zetec S 1998...2005

MOTOR

Ford: 98AB11000BB | 98AB11000BC | 98AB11000BD | 98AB11000CB | 98AB11000CC | 98AB11000CD | YS4U11000AA | YS4U11000AB | YS4U11000BA

1822

IMPULSOR DE PARTIDA DO MOTOR DE ARRANQUE
STARTER DRIVE / IMPULSOR DE PARTIDA

FOTO / Photo pg. 270

APLICAÇÃO / Application / Aplicación

Citroën: Berlingo | C2 | C3 | C4 | C5 | DS3 | XSara - Peugeot: 206 | 207 | 208 | 304 | 407 - Renault: 19 | Clio | Espace | Kangoo | Laguna | Megane | Rapid Box | Scenic | Thalia | Traffic Box

MOTOR

Valeo: D6RA101 | D6RA104 | D6RA105 | D6RA110 | D6RA115

EQUIVALENTE / Equivalent

Valeo: 188595 | 191448 | 594382

1823

IMPULSOR DE PARTIDA DO MOTOR DE ARRANQUE
STARTER DRIVE / IMPULSOR DE PARTIDA

FOTO / Photo pg. 270

APLICAÇÃO / Application / Aplicación

Audi: A3 1.9 TDI, 2.0 TDI, 3.2 V6 quattro - Seat: Altea 1.9 TDI, 2.0 TDI - Volkswagen: Caddy III 2.0 SDI | Golf IV 1.9 TDI e 2.0 TDI | Golf IV 3.2 R32 4Motion | Golf V Touran 1.9 TDI e 2.0 TDI | Multivan 3.2 V6 4Motion | Transporter 1.9 TDI

1823

IMPULSOR DE PARTIDA DO MOTOR DE ARRANQUE
STARTER DRIVE / IMPULSOR DE PARTIDA

FOTO / Photo pg. 270

MOTOR

Bosch: 0001123014 | 0001123015 | 0001123016 | 0001123017 | 0001123020 | 0001123021

EQUIVALENTE / Equivalent

Bosch: 1006209785 | 1006209961

1824

IMPULSOR DE PARTIDA DO MOTOR DE ARRANQUE
STARTER DRIVE / IMPULSOR DE PARTIDA

FOTO / Photo pg. 270

APLICAÇÃO / Application / Aplicación

Audi: A1 1.6 TDI START/STOP | A3 1.6 TDI START/STOP - Skoda: Fabia 1.2 TDI e 1.6 TDI START/STOP | Roomster 1.2 TDI e 1.6 TDI START/STOP | Superb 1.6 TDI START/STOP - Volkswagen: Caddy III 1.6 TDI START/STOP | Crafter 2.0 TDI START/STOP | Golf VI 1.6 TDI START/STOP | Passat 1.6 TDI e 2.0 TDI START/STOP | Polo 1.2 TDI e 1.6 TDI START/STOP | Touran 1.6 TDI START/STOP

MOTOR

Valeo: ESW20ER121

EQUIVALENTE / Equivalent

Valeo: 198159

1825

IMPULSOR DE PARTIDA DO MOTOR DE ARRANQUE
STARTER DRIVE / IMPULSOR DE PARTIDA

FOTO / Photo pg. 270

APLICAÇÃO / Application / Aplicación

Ford: Ka 2014... | Ka +

MOTOR

Ford: E3B511000AA | EB3511000AA - Valeo: TSC10B1

EQUIVALENTE / Equivalent

Valeo: 501495 | 1204813

1826

IMPULSOR DE PARTIDA DO MOTOR DE ARRANQUE
STARTER DRIVE / IMPULSOR DE PARTIDA

FOTO / Photo pg. 270

APLICAÇÃO / Application / Aplicación

Audi: A1 1.2 TFSI - 1.4 TFSI START/STOP | A1 1.6 TDI - 2.0 TDI START/STOP | A3 1.2 TFSI - 1.4 TFSI START/STOP | A3 1.6 TDI - 2.0 TDI START/STOP - Seat: Altea - XL 1.2 TSI - 1.4 TSI START/STOP | Altea - XL 1.6 TDI - 2.0 TDI START/STOP | Ibiza V 1.2 TDI - 1.6 TDI START/STOP | Ibiza V 1.2 TSI - 1.4 TSI START/STOP | Leon 1.4 TSI START/STOP | Leon 1.6 TDI - 2.0 TDI START/STOP | Toledo IV 1.2 TSI START/STOP | Toledo IV 1.6 TDI START/STOP - Skoda: Fabia 1.2 12V - TSI START/STOP | Fabia 1.2 TDI - 1.6 TDI START/STOP | Octavia 1.2 TSI START/STOP | Octavia 1.6 TDI - 4x4 - 2.0 TDI - 4x4 START/STOP | Rapid 1.2 TSI START/STOP | Rapid 1.6 TDI START/STOP | Roomster 1.2 TDI - 1.6 TDI START/STOP | Roomster 1.2 TSI START/STOP | Superb 1.6 TDI START/STOP | Yeti 1.4 TSI START/STOP | Yeti 1.6 TDI START/STOP - Volkswagen: Caddy III 1.6 TDI START/STOP | CC 1.8 TSI START/STOP | EOS 1.4 TSI START/STOP | Golf VI 1.2 TFSI - 1.4 TSI START/STOP | Golf VI 1.6 TDI - 4motion START/STOP | Jetta IV 1.2 TSI - 1.6 TDI START/STOP | Multivan V 2.0 TDI START/STOP | Passat 1.4 TSI - Eco/MultiFuel START/STOP | Passat 1.6 TDI - 2.0 TDI START/STOP | Passat 1.8 TSI - ALLTRACK START/STOP | Polo 1.2 - TSI - 1.4 TSI START/STOP | Polo 1.2 - TSI START/STOP | Polo 1.2 TDI - 1.4 TDI - 1.6 TDI START/STOP | Scirocco 1.4 TSI START/STOP | Touran 1.6 TDI START/STOP | Transporter V 2.0 TDI START/STOP

MOTOR

Bosch: 0001142001 | 0001142003 | 0001142005 | 0001153001 | 0001153007 | 0001153009 | 0001153015 | 0399703052

EQUIVALENTE / Equivalent

Bosch: 1006210172 | 1006210905

1827

IMPULSOR DE PARTIDA DO MOTOR DE ARRANQUE
STARTER DRIVE / IMPULSOR DE PARTIDA

FOTO / Photo pg. 270

APLICAÇÃO / Application / Aplicación

Daihatsu: Light Trucks 2.5L DSL 1979...1993 | Light Trucks 2.8L DSL 6T - 6.9T 1979...1993 - Fair: 742 9D - 130 1980 - General Motors/Chevrolet: 7000 FWD Control 6 Cil. 1985...1992 | 8500 FWD Control 6 Cil. 1985...1992 - Hino: IW 1986...1994 | W04D 1983...1992 - ZEN: Utiliza Pinhão ZEN 9301

1827

IMPULSOR DE PARTIDA DO MOTOR DE ARRANQUE
STARTER DRIVE / IMPULSOR DE PARTIDA

FOTO / Photo pg. 270

MOTOR

Daihatsu: 2810047050 | 2810047051 | 2810087314 | 281008731A | 2810087601 - Denso: 280000972 | 280004800 | 280005300 | 280005301 | 280005490 | 280005510 | 280005511 | 280005520 | 280005530 | 280005531 | 280005532 | 280005541 | 280005542 | 280005543 | 280005550 | 280005551 | 280005552 | 280005553 | 280005560 | 280005561 | 280005570 | 280005571 | 280005580 | 280005581 | 280005593 | 280005620 | 280005651 | 280005652 | 280005690 | 280005691 | 280005692 | 280005693 | 280005832 | 280005833 | 280005834 | 280005835 | 280005850 | 280005860 | 280005861 | 280005862 | 280005863 | 280005864 | 280005870 | 280005871 | 280005890 | 280005891 | 280006010 | 280006012 | 280006013 | 280006021 | 280006022 | 280006200 | 280006201 | 280006290 | 280006291 | 280006292 | 280006340 | 280006341 | 280006461 | 280006560 | 280006561 | 280006590 | 280006591 | 280006640 | 280006870 | 280006871 | 280006872 | 280006880 | 280006881 | 280006882 | 280006890 | 280006891 | 280006892 | 280006893 | 280006900 | 280006901 | 280006910 | 280006911 | 280006912 | 280006950 | 280006951 | 280007140 | 280007240 | 280007241 | 280007242 | 280007400 | 280007451 | 280007452 | 280007810 | 280007811 | 280008070 | 280008071 | 280008072 | 280008400 | 280008401 | 280008490 | 280008491 | 280008500 | 280008501 | 280008561 | 280008562 | 280008840 | 280008841 | 280008842 | 280009331 | 280009332 | 280009333 | 280009770 | 281001442 | 283004551 | 283005090 | 1280000380 | 1280000381 | 1280000382 | 1280000383 | 1280000490 | 1280000520 | 1280000530 | 1280000531 | 1280000532 | 1280000972 | 1280000973 | 1280001000 | 1280001001 | 1280001010 | 1280001011 | 1280001561 | 1280001570 | 1280001571 | 1280001572 | 1280001573 | 1280001574 | 1280001580 | 1280001581 | 1280001582 | 1280001583 | 1280001584 | 1280001585 | 1280001790 | 1280002450 | 1280002470 | 1280002740 | 1280003080 | 1280003082 | 1280003512 | 1280003513 | 1280003514 | 1280004100 | 1280004101 | 1280004111 | 1280004112 | 1280004250 | 1280005090 | 1280005091 | 1280005300 | 1280005380 | 1280005381 | 1280005382 | 1280006170 | 1280006171 | 1280006172 | 1280006173 | 1280006180 | 1280006181 | 1280006182 | 1280006183 | 1280006184 | 1280006330 | 1280006810 | 1280006811 | 1280006812 | 1280006822 | 1280006823 | 1280006830 | 1280006831 | 1280006832 | 1280006833 | 1280006910 | 1280006911 | 1280006920 | 1280006921 | 1280007280 | 1280007281 | 1280007282 | 1280007283 | 1280007290 | 1280007291 | 1280007292 | 1280007293 | 1280007294 | 1280007360 | 1280007361 | 1280007362 | 1280007363 | 1280007600 | 1280007601 | 1280007602 | 1280007603 | 1280007604 | 1280007750 | 1280007920 | 1280007921 | 1280007922 | 1280007923 | 1280007932 | 1280007933 | 1280007934 | 1280008061 | 1280008063 | 1280008064 | 1280009580 | 1280009581 | 1280009582 | 2280000270 | 2280000281 | 2280000282 | 2280000291 | 2280000292 | 2280000350 | 2280000351 | 2280000570 | 2280000571 | 2280000572 | 2280000573 | 2280000574 | 2280000575 | 2280001440 | 2280001590 | 2280001591 | 2280001661 | 2280001671 | 2280001790 | 2280001791 | 2280002110 | 2280002111 | 2280002470 | 2280002660 | 2280002800 | 2280003070 | 2280003080 | 2280003090 | 2280003100 | 2280003230 | 2280003710 | 2280003720 | 2280004240 | 2280005811 | 2280005830 | 2280006530 | 2280006572 | 2280007870 | 2280008470 | 2280009020 | 2280009050 | 2280009760 | 281001562A
Hino: 281001961 | 281001561A | 281001562A | 281001562B | 281001930A | 281001931A | 281001960A | 281001961A | 281001961B | 281001961C - Isuzu: 1811001410 | 5811240040
Kubota: 1418263011 | 1418263012 | 1418263041 - Toyota: 2801154010 | 2801177090 | 2810022060 | 2810022061 | 2810031625 | 2810032080 | 2810040290 | 2810040291 | 2810040510 | 2810042800 | 2810046030 | 2810046040 | 2810047030 | 2810047060 | 2810047090 | 2810047091 | 2810048011 | 2810054010 | 2810054023 | 2810054032 | 2810054042 | 2810054052 | 2810054061 | 2810054090 | 2810054120 | 2810054130 | 2810054140 | 2810054160 | 2810054190 | 2810054210 | 2810054220 | 2810054250 | 2810054300 | 2810054320 | 2810054370 | 2810054390 | 2810054430 | 2810054470 | 2810056030 | 2810056060 | 2810056070 | 2810056071 | 2810056100 | 2810056101 | 2810056110 | 2810056111 | 2810056120 | 2810056131 | 2810056132 | 2810056140 | 2810056150 | 2810056151 | 2810056161 | 2810056171 | 2810056180 | 2810056181 | 2810056220 | 2810056221 | 2810056222 | 2810056240 | 2810056241 | 2810056242 | 2810056260 | 2810056270 | 2810056281 | 2810056290 | 2810056320 | 2810056330 | 2810056340 | 2810064010 | 2810064070 | 2810064080 | 2810064090 | 2810064100 | 2810077090 | 2810078502 | 2810087601 | 2810096502 | 2830023040 | 2830031960 | 2810047090C | 281002206171F - Volvo: 420760 | 1676822 | 8192262

EQUIVALENTE / Equivalent

Daihatsu: 2801154010 - Denso: 0253001730 | 0283001730 | 0283002011 | 0283002012 | 0283002070 | 0283004170 | 0283004550 | 0283004551 | 0283005090 | 0283005091 - Isuzu: 5811240040 - Kubota: 1418263041 - Toyota: 2801154010 | 2801177090 - Unipoint: SD5070 | SD5072

1828

IMPULSOR DE PARTIDA DO MOTOR DE ARRANQUE
STARTER DRIVE / IMPULSOR DE PARTIDA

FOTO / Photo pg. 271

APLICAÇÃO / Application / Aplicación

Allis Chalmers: Tratores - Case: Máquinas - Cummins: Motores - Deutz: Tratores

MOTOR

Denso: 280004800 | 280005300 | 280005301 | 280005510 | 280005511 | 280005530 | 280005531 | 280005532 | 280005541 | 280005543 | 280005550 | 280005551 | 280005552 | 280005553 | 280005560 | 280005561 | 280005570 | 280005571 | 280005620 | 280005660 | 280005661 | 280005661 | 280005690 | 280005691 | 280005692 | 280005693 | 280005832 | 280005833 | 280005834 | 280005835 | 280005840 | 280005841 | 280005850 | 280005860 | 280005862 | 280005863 | 280005871 | 280005890 | 280005891 | 280006060 | 280006061 | 280006062 | 280006200 | 280006201 | 280006290 | 280006291 | 280006340 | 280006341 | 280006460 | 280006461 | 280006462 | 280006463 | 280006590 | 280006591 | 280006780 | 280006870 | 280006871 | 280006872 | 280006880 | 280006881 | 280006882 | 280006891 | 280006892 | 280006893 | 280006900 | 280006901 | 280006902 | 280006910 | 280006911 | 280006912 | 280006950 | 280006951 | 280007140 | 280007241 | 280007242 | 280007400 | 280007540 | 280007542 | 280007731 | 280007732 | 280007800 | 280007801 | 280007802 | 280007810 | 280007811 | 280008070 | 280008071 | 280008072 | 280008490 | 280008491 | 280008500 | 280008501 | 280008840 | 280008841 | 280008842 | 280009331 | 280009332 | 280009333 | 1280000292 | 1280000380 | 1280000381 | 1280000382 | 1280000383 | 1280000520 | 1280000530 | 1280000531 | 1280000532 | 1280000972 | 1280000973 | 1280001000 | 1280001001 | 1280001060 | 1280001561 | 1280001570 | 1280001571 | 1280001572 | 1280001573 | 1280001574 | 1280001580 | 1280001581 | 1280001582 | 1280001583 | 1280001584 | 1280001585 | 1280001790 | 1280002930 | 1280002931 | 1280002932 | 1280002933 | 1280003080 | 1280003081 | 1280003082 | 1280003512 | 1280003513 | 1280003514 | 1280004100 | 1280004101 | 1280005091 | 1280005380 | 1280005381 | 1280005382 | 1280006170 | 1280006171 | 1280006172 | 1280006173 | 1280006180 | 1280006181 | 1280006182 | 1280006183 | 1280006184 | 1280006810 | 1280006811 | 1280006812 | 1280006823 | 1280006830 | 1280006831 | 1280006832 | 1280006833 | 1280006860 | 1280006861 | 1280007280 | 1280007281 | 1280007282 | 1280007283 | 1280007290 | 1280007291 | 1280007292 | 1280007293 | 1280007294 | 1280007360 | 1280007361 | 1280007362 | 1280007363 | 1280007920 | 1280007921 | 1280007922 | 1280007923 | 1280007932 | 1280007933 | 1280008290 | 1280008620 | 1280008621 | 1280009580 | 1280009581 | 1280009582 | 1280009970 | 1280009971 | 2280000270 | 2280000271 | 2280000281 | 2280000282 | 2280000291 | 2280000292 | 2280000350 | 2280000351 | 2280000570 | 2280000571 | 2280001590 | 2280001591 | 2280001600 | 2280001601 | 2280001610 | 2280001611 | 2280001661 | 2280001671 | 2280001790 | 2280001791 | 2280001830 | 2280002030 | 2280002031 | 2280002110 | 2280002111 | 2280002290 | 2280002660 | 2280003070 | 2280003080 | 2280003090 | 2280003100 | 2280003230 | 2280003710 | 2280003810 | 2280004680 | 2280005641 | 2280005830 | 2280005980 | 2280005990 | 2280006380 | 2280006470 | 2280006471 | 2280007550 | 2280009020 | 4280001190 | 4280001850 | 4280001860 | 4280002370

EQUIVALENTE / Equivalent

Cargo: 138681 - Denso: 0283001971 | 0283005380 | 0283005381 | 0283005390 | 0283005391 | 1280995060 - John Deere: CH12485 - Unipoint: SD5170

1829

IMPULSOR DE PARTIDA DO MOTOR DE ARRANQUE
STARTER DRIVE / IMPULSOR DE PARTIDA

FOTO / Photo pg. 271

APLICAÇÃO / Application / Aplicación

Case: 1835B | 1845 | 1845B | 207D | 450B | 480C - ZEN: Utiliza Pinhão ZEN 9302

MOTOR

Denso: 280005880 | 1280002740 | 1280003120 | 1280004220 | 1280004910 | 2280002290 | 2280002670 | 2280003310 | 2280003320 | 2280003810 | 2280007300 | 4280000190 | 4280001190 | 4280001850 | 4280001860

EQUIVALENTE / Equivalent

Denso: 0283002040 | 0283005650 | 0283005651 | 0283005670 | 0283007802 - Unipoint: SD5071

1830

IMPULSOR DE PARTIDA DO MOTOR DE ARRANQUE
STARTER DRIVE / IMPULSOR DE PARTIDA

FOTO / Photo pg. 271

APLICAÇÃO / Application / Aplicación

Toyota: Coaster | HDB50 | HDB51 | HZB40 | Land Cruiser 4.20 D (HZJ80) 1990...1995 | Land Cruiser 4.20 TD (HDJ80) 1990...1995

MOTOR

Denso: 280006460 | 280006462 | 280006463 | 1280008620 | 1280008621 | 2280001600 | 2280001601 | 2280001610 | 2280001611 | 2280002030 | 2280002031 | 2280005980 | 2280005981 | 2280005990 - Toyota: 2810017080

EQUIVALENTE / Equivalent

Denso: 0534004731 | 1280995160 - Toyota: 2801117020 - Unipoint: SD5074

1831

IMPULSOR DE PARTIDA DO MOTOR DE ARRANQUE
STARTER DRIVE / IMPULSOR DE PARTIDA

FOTO / Photo pg. 271

APLICAÇÃO / Application / Aplicación

Bobcat: 853 | 853C | 853H | 853HC - Case: 7120 - Caterpillar: 3114 - ZEN: Utiliza Pinhão ZEN 9402

MOTOR

Denso: 280006780 | 280993570 | 1280001060 | 1280002560 | 1280005370 | 1280005730 | 1280005731 | 1280005732 | 1280008290 | 2280000271 | 2280000630 | 2280001350 | 2280001420 | 2280001830 | 2280002200 | 2280003700 | 2280005311 | 2280005460 | 2280005641 | 2280007380 | 2280007500 | 2280007550 | 4280001660

EQUIVALENTE / Equivalent

Denso: 0283003690 | 0283003691 | 0283005450 | 0283006690 | 0283006691 | 0283006692 - Unipoint: SD5080

1837

IMPULSOR DE PARTIDA DO MOTOR DE ARRANQUE
STARTER DRIVE / IMPULSOR DE PARTIDA

FOTO / Photo pg. 271

APLICAÇÃO / Application / Aplicación

Caterpillar: Blue Diamond USA | Cat 3216 7.2 F650 - Ford: Tratores - John Deere: Colheitadeira | Trator 6600 | Trator 6605 | Trator 7505 - New Holland: Trator 660

MOTOR

Prestolite: 35260900 | 35260910 | 35261345

EQUIVALENTE / Equivalent

Prestolite: K01555

1838

IMPULSOR DE PARTIDA DO MOTOR DE ARRANQUE
STARTER DRIVE / IMPULSOR DE PARTIDA

FOTO / Photo pg. 271

APLICAÇÃO / Application / Aplicación

Nissan: Primastar | Qashqai | Xtrail 2.0 DCI - Opel: Movano 2.3 CDTI | Vivaro 2.0 CDTI - Renault: Espace | Koleos | Laguna II, III 2.0 DCI | Master III 2.0 DCI | Megane | Scenic II, III | Trafic II 2.0 DCI | Vel Satis 2.0 DCI

MOTOR

Mitsubishi: M1T80681 - Nissan: 2330000Q0D | 23300JG70A | 233003400A9 - Renault: 233002654R | 8200568535 | 8201036311 | 233003400A9 - Valeo: TS2232 | TS22E5 | TS22E8 | TS22E9 | TS22E5B

EQUIVALENTE / Equivalent

Valeo: 193013 | 195353 | 594717

1839

IMPULSOR DE PARTIDA DO MOTOR DE ARRANQUE
STARTER DRIVE / IMPULSOR DE PARTIDA

FOTO / Photo pg. 271

APLICAÇÃO / Application / Aplicación

Mitsubishi: Carisma 1.6 e 1.8 - Nissan: Bluebird 1.8 | Prairie 2.0

MOTOR

Valeo: D6RA76 | D6RA77 | D6RA78 | D6RA79

EQUIVALENTE / Equivalent

Mitsubishi: MD620980 - Valeo: 187077 | 594247

1840

IMPULSOR DE PARTIDA DO MOTOR DE ARRANQUE
STARTER DRIVE / IMPULSOR DE PARTIDA

FOTO / Photo pg. 271

APLICAÇÃO / Application / Aplicación

Citroën: Jumper 2.8 Hdi 4X4 - Fiat: Ducato 2.3 - 2.8 JTD Multijet | Ducato 2.8 JTD Power 4x4 | Ducato 3.0 - Iveco: Daily II 29 - 35 - 40 - 45 2.3, 2.8 e 3.0 D. | Daily II 50 - 60 - 65 2.3, 2.8 e 3.0 D. | Daily III 29 - 35 - 40 - 45 - 2.3 e 3.0 D. | Daily III 50 - 60 - 65 2.3 e 3.0 D. - Peugeot: Boxer 2.8 Hdi 4x4

MOTOR

Fiat: 134705880 - Iveco: 55195967 - Remy: 8000032 | 8000567

EQUIVALENTE / Equivalent

Cargo: 330382 - Remy: 10510651

1841

IMPULSOR DE PARTIDA DO MOTOR DE ARRANQUE
STARTER DRIVE / IMPULSOR DE PARTIDA

FOTO / Photo pg. 271

APLICAÇÃO / Application / Aplicación

Toyota: Fortuner | Hilux

MOTOR

General Motors/Chevrolet: 88969483 - Nippondenso: 286005360 | 4280000340 | 4280000341 | 4280001311 - Toyota: 2802121060 | 281000D080 | 2810022090 | 281000D08084

EQUIVALENTE / Equivalent

Nippondenso: 0283009541

1845

IMPULSOR DE PARTIDA DO MOTOR DE ARRANQUE
STARTER DRIVE / IMPULSOR DE PARTIDA

FOTO / Photo pg. 271

APLICAÇÃO / Application / Aplicación

Ford: Caminhão F4000 | F250 | F350

MOTOR

Bosch: F000AL0159 - Ford: EC3511001BA

EQUIVALENTE / Equivalent

Bosch: F000AL2955

1846

IMPULSOR DE PARTIDA DO MOTOR DE ARRANQUE
STARTER DRIVE / IMPULSOR DE PARTIDA

FOTO / Photo pg. 271

APLICAÇÃO / Application / Aplicación

Hyster: Empilhadeira - ZEN: Utiliza Pinhão 10048

EQUIVALENTE / Equivalent

Denso: 0283010760 | 0283010761

1847

IMPULSOR DE PARTIDA DO MOTOR DE ARRANQUE
STARTER DRIVE / IMPULSOR DE PARTIDA

FOTO / Photo pg. 271

APLICAÇÃO / Application / Aplicación

Hyundai: Tucson - Kia: New Pride | Rio

EQUIVALENTE / Equivalent

Valeo: 3610026710

1848

IMPULSOR DE PARTIDA DO MOTOR DE ARRANQUE
STARTER DRIVE / IMPULSOR DE PARTIDA

FOTO / Photo pg. 271

APLICAÇÃO / Application / Aplicación

General Motors/Chevrolet: Sail

MOTOR

General Motors/Chevrolet: 9025295 - Valeo: TS14E15

1849

IMPULSOR DE PARTIDA DO MOTOR DE ARRANQUE
STARTER DRIVE / IMPULSOR DE PARTIDA

FOTO / Photo pg. 271

APLICAÇÃO / Application / Aplicación

Acura: CSX L4 2.0L 1998cc 122cid 2006...2008 | TSX L4 2.4L 2354cc 2004...2005 - Honda: Accord L4 2.4L 2354cc 2003...2005 | Accord L4 2.4L 2354cc 144cid 2004...2005 | Civic L4 2.0L 1998cc 122cid 2006...2011 | Element L4 2.4L 2354cc 2003...2006 | Element L4 2.4L 2354cc 2007...2008 | Odyssey 2.3L NonTurbo Gas (F23Z4) 2002 | Odyssey 2.4L NonTurbo Gas (K24A6) 2005...2006

1849

IMPULSOR DE PARTIDA DO MOTOR DE ARRANQUE
STARTER DRIVE / IMPULSOR DE PARTIDA

FOTO / Photo pg. 271

MOTOR

Honda: 31200RAA43 | 31200RAA51 | 31200RAA52 | 31200RNA50 | 31200RNA51 | 31200RAA51RM - Lester: 17870 | 17958 | 17960 - Mitsuba: M61209 | SM61209 | SM71001 | SM71002

EQUIVALENTE / Equivalent

Mitsuba: 5485502 | SH07118

1853

IMPULSOR DE PARTIDA DO MOTOR DE ARRANQUE
STARTER DRIVE / IMPULSOR DE PARTIDA

FOTO / Photo pg. 271

APLICAÇÃO / Application / Aplicación

Mitsubishi: Fuso

MOTOR

Mitsubishi: M3T56071 | M3T56072 | M3T56074 | M3T56082 | M3T56084

EQUIVALENTE / Equivalent

Mitsubishi: M357T73571 | M357X73571

1854

IMPULSOR DE PARTIDA DO MOTOR DE ARRANQUE
STARTER DRIVE / IMPULSOR DE PARTIDA

FOTO / Photo pg. 271

MOTOR

Lucas TVS: 8M14

EQUIVALENTE / Equivalent

Lucas TVS: 26247643

1855

IMPULSOR DE PARTIDA DO MOTOR DE ARRANQUE
STARTER DRIVE / IMPULSOR DE PARTIDA

FOTO / Photo pg. 272

APLICAÇÃO / Application / Aplicación

Mahindra: Bolero 2.5 | CL 500 2.5 | Commander 2.5 | DI 32000 2.5 | Major 2.5 | Marshal 2.5 | Maxx 2.5 | Savari 2.5 | Tourister 2.5

MOTOR

Bosch: F002G20348 | F002G20582 | F002G20932

EQUIVALENTE / Equivalent

Bosch: F002G20349

1856

IMPULSOR DE PARTIDA DO MOTOR DE ARRANQUE
STARTER DRIVE / IMPULSOR DE PARTIDA

FOTO / Photo pg. 272

APLICAÇÃO / Application / Aplicación

Audi: A3 1.9 TDI - 2.0 TDI - 3.2 V6 quattro | TT 1.8 T - 3.2 V6 quattro - Seat: Altea XL 1.9 TDI - 2.0 TDI - 4x4 | Leon 1.9 TDI - 2.0 TDI - 16V | Toledo III 1.9 TDI - 2.0 TDI - 16V
Skoda: Octavia 2.0 TDI 16V - RS | Superb 2.0 TDI - 16V - 4x4 - Volkswagen: Caddy III 1.9TDI | Eos 2.0 TFSI - 2.0 TDI 16V - 3.2 V6 | Golf IV - V 3.2 R32 4motion | Golf V - VI 1.9 TDI - 2.0 TDI - 16V - 4motion | Jetta III 1.4 TSI - 1.9 TDI - 2.0 TDI - 16V | New Beattle 1.9 TDI | Passat 3.2 FSI - 3.6 R36 4motion | Passat CC 1.9TDI - 2.0TDI - 16V - 4motion | Scirocco 2.0 TDI | Touran 1.9 TDI - 2.0 TDI - 16V

MOTOR

Bosch: 0001123036 | 0001123038 | 0001123039 | 0001123044 - Volkswagen: 02M911024

EQUIVALENTE / Equivalent

Bosch: 1006209847 | 1006210217

1857

IMPULSOR DE PARTIDA DO MOTOR DE ARRANQUE
STARTER DRIVE / IMPULSOR DE PARTIDA

FOTO / Photo pg. 272

APLICAÇÃO / Application / Aplicación

Toyota: Avensis

MOTOR

Nippondenso: 4280000720 - Toyota: 281000G020

1858

IMPULSOR DE PARTIDA DO MOTOR DE ARRANQUE
STARTER DRIVE / IMPULSOR DE PARTIDA

FOTO / Photo pg. 272

APLICAÇÃO / Application / Aplicación

Isuzu: NKR | NPR

MOTOR

Hitachi: S2413 | S2403A | S2403B | S2403C | S25120 | S25161 | S25120A - Isuzu: 8942549221 | 8943334380 - Yanmar: 11913177010

1858	IMPULSOR DE PARTIDA DO MOTOR DE ARRANQUE STARTER DRIVE / IMPULSOR DE PARTIDA	FOTO / Photo pg. 272
EQUIVALENTE / Equivalent		
Cargo: 139841 - Hitachi: 22402500 22408500 22409500		

1860	IMPULSOR DE PARTIDA DO MOTOR DE ARRANQUE STARTER DRIVE / IMPULSOR DE PARTIDA	FOTO / Photo pg. 272
APLICAÇÃO / Application / Aplicación		
Yanmar: Marine D27 Marine KL		
MOTOR		
Hitachi: S13125 S114477 S114851 S114451A S114851A		
EQUIVALENTE / Equivalent		
Hitachi: 213065006		

1861	IMPULSOR DE PARTIDA DO MOTOR DE ARRANQUE STARTER DRIVE / IMPULSOR DE PARTIDA	FOTO / Photo pg. 272
APLICAÇÃO / Application / Aplicación		
Isuzu: Campo 2.5 Diesel Industrial Marinha Trooper 2.8 Diesel - Opel: Campo 3.1 Diesel Turbo Frontera A 2.8 Diesel Turbo Monterey A 3.1 Diesel Turbo		
MOTOR		
Hitachi: S1403 S13111 S13112 S13113 S13114 8944104090 8944179250 8944339120 8944604170		
EQUIVALENTE / Equivalent		
Cargo: 137277 - Hitachi: 21401500 213025005 214015003 - Isuzu: 8944355630 8970475470		

1862	IMPULSOR DE PARTIDA DO MOTOR DE ARRANQUE STARTER DRIVE / IMPULSOR DE PARTIDA	FOTO / Photo pg. 272
APLICAÇÃO / Application / Aplicación		
Nissan: 27 NHR Cabstar 2.3 Diesel F22 Cabstar 2.5 Diesel F22 King Van 2.3 Diesel E24 King Van 2.5 Diesel E24 Navara 2.5 Diesel TD 27 Terrano 2.7 Diesel Terrano 2.70 TDi 4WD Urban 2.3 D Urban 2.5 D		
MOTOR		
Hitachi: S13106 S13126 S13106B - Nissan: 2330010T01 2330010T02 233001W400 2330045N50 2330045N51 233006K200 233006T000 233006T001 233007F400 2330080G00 2330080G01 23300Q2403 23300Q2404 23300Q2405 23300Q2406		
EQUIVALENTE / Equivalent		
Cargo: 135718 - Hitachi: 213015005 213015505 213095007 - Nissan: 2331243G00		

1863	IMPULSOR DE PARTIDA DO MOTOR DE ARRANQUE STARTER DRIVE / IMPULSOR DE PARTIDA	FOTO / Photo pg. 272
APLICAÇÃO / Application / Aplicación		
Acura: Legend 3.2 C32A2 SLX 3.2 6VD1 SLX 3.5 6VE1 - Isuzu: Trooper 3.2 LS, LTD, RS Trooper 3.5 Vehicross 3.5 - ZEN: Utiliza pinhão ZEN 10049		
MOTOR		
Nippon: 1280009700 1280009701 2280000810 2280002050 2280002051 2280002260 2280002261 2280003990 2280003991 2280003992 2280006420 2280006421 2280007200 2280007201		
EQUIVALENTE / Equivalent		
Nippon: 0283007610 0283007680 0283007860 0283008100		

1864	IMPULSOR DE PARTIDA DO MOTOR DE ARRANQUE STARTER DRIVE / IMPULSOR DE PARTIDA	FOTO / Photo pg. 272
APLICAÇÃO / Application / Aplicación		
Acura: Integra 1.8		
MOTOR		
Nippon: 2280000220		
EQUIVALENTE / Equivalent		
Nippon: 0283007670		

1865	IMPULSOR DE PARTIDA DO MOTOR DE ARRANQUE STARTER DRIVE / IMPULSOR DE PARTIDA	FOTO / Photo pg. 272
APLICAÇÃO / Application / Aplicación		
Isuzu: NKR66 - Nissan: Cabstar YGF		

1865

IMPULSOR DE PARTIDA DO MOTOR DE ARRANQUE
STARTER DRIVE / IMPULSOR DE PARTIDA

FOTO / Photo pg. 272

MOTOR

Hitachi: S25501 | S25168A | S25515A - Isuzu: 8971617930

EQUIVALENTE / Equivalent

Isuzu: 8970256720 | 8971797700

1866

IMPULSOR DE PARTIDA DO MOTOR DE ARRANQUE
STARTER DRIVE / IMPULSOR DE PARTIDA

FOTO / Photo pg. 272

MOTOR

Bosch: 0001421005 | 0001421014 | 0001421015 - Remy: 1109179 | 1113338

EQUIVALENTE / Equivalent

Bosch: 2006202002 - Remy: 1932604

1871

IMPULSOR DE PARTIDA DO MOTOR DE ARRANQUE
STARTER DRIVE / IMPULSOR DE PARTIDA

FOTO / Photo pg. 272

APLICAÇÃO / Application / Aplicación

Ford: EcoSport | Edge | Fiesta | Focus 2010... | Fusion | Taurus

MOTOR

Ford: 6S4T11000AA | 8S4T11000AA | BB5T11000AA | DU2Z11V002BRM | DU2Z11V002DRM | 6S4Z11V002AARM | DU2Z11V002FARM - Motorcraft: SA934 | SA999RM | SA1057RM

EQUIVALENTE / Equivalent

Arrowhead: SFD5027

1872

IMPULSOR DE PARTIDA DO MOTOR DE ARRANQUE
STARTER DRIVE / IMPULSOR DE PARTIDA

FOTO / Photo pg. 272

APLICAÇÃO / Application / Aplicación

Kia: Bongo

MOTOR

Valeo: 361004A200

EQUIVALENTE / Equivalent

Valeo: 3F25B

1873

IMPULSOR DE PARTIDA DO MOTOR DE ARRANQUE
STARTER DRIVE / IMPULSOR DE PARTIDA

FOTO / Photo pg. 272

APLICAÇÃO / Application / Aplicación

General Motors/Chevrolet: N107 | N108 | N109 | N200 | N300 | N300P

MOTOR

Valeo: D6GC211

EQUIVALENTE / Equivalent

General Motors/Chevrolet: 24538276

1874

IMPULSOR DE PARTIDA DO MOTOR DE ARRANQUE
STARTER DRIVE / IMPULSOR DE PARTIDA

FOTO / Photo pg. 272

APLICAÇÃO / Application / Aplicación

Citroën: Jumper - Ford: Transit - Land Rover: Defender - Peugeot: Boxer

MOTOR

Bosch: 0001115088 | 0001115089 | 0001115092 | 0001115093 - Ford: AC1T11000AA | CC1T11000AB | CC1T11000BA | CC1T11000BB

EQUIVALENTE / Equivalent

Bosch: 1006210205 | 1006210206

1875

IMPULSOR DE PARTIDA DO MOTOR DE ARRANQUE
STARTER DRIVE / IMPULSOR DE PARTIDA

FOTO / Photo pg. 272

APLICAÇÃO / Application / Aplicación

Toyota: Corolla 2.0 2015

MOTOR

Bosch: F000C60299 | F000C60300

1875IMPULSOR DE PARTIDA DO MOTOR DE ARRANQUE
STARTER DRIVE / IMPULSOR DE PARTIDA

FOTO / Photo pg. 272

EQUIVALENTE / Equivalent

Bosch: 1006212003 | F000C61002 - Toyota: 280110T310

1876IMPULSOR DE PARTIDA DO MOTOR DE ARRANQUE
STARTER DRIVE / IMPULSOR DE PARTIDA

FOTO / Photo pg. 273

APLICAÇÃO / Application / Aplicación

Mazda: 3 L4 2.5 L 2014...2016 | 6 L4 2.5 L 2014...2016 | CX5 L4 2.5 L 2014...2016 - Nissan: Altima V6 3.5L 2004...2007 | Maxima V6 3.5L 2004...2006 | Quest V6 3.5L 2004...2009

MOTOR

Mazda: PE0118400 | PE0718400 | PY0118400 - Mitsubishi: M000T20771 | M000T34171 | M000T39671 | M000T20771ZC | M000T20777ZC - Nissan: 233008Y000 | 233008Y00A

EQUIVALENTE / Equivalent

Lester: 11713 | 17872 | 19195 | 19981 - Mitsubishi: 6Z12 | 40571

1877IMPULSOR DE PARTIDA DO MOTOR DE ARRANQUE
STARTER DRIVE / IMPULSOR DE PARTIDA

FOTO / Photo pg. 273

APLICAÇÃO / Application / Aplicación

Fiat: Doblo 2010... | Grand Siena 2012 | Mobi 2017... | Palio 2008...2012 | Palio Weekend 2013... | Punto 2008...2012 | Siena 2013...2017 | Strada 2013... | Uno 2011...2016 - Jeep: Renegade

MOTOR

Denso: 4280009391 | 4280009500 | BC4280009391 | BC4280009500 - Fiat: 51911199 | 51911200

1878IMPULSOR DE PARTIDA DO MOTOR DE ARRANQUE
STARTER DRIVE / IMPULSOR DE PARTIDA

FOTO / Photo pg. 273

APLICAÇÃO / Application / Aplicación

John Deere: RE526375 | RE527400

MOTOR

Bosch: 0001260001

EQUIVALENTE / Equivalent

Bosch: 2006209550

1879IMPULSOR DE PARTIDA DO MOTOR DE ARRANQUE
STARTER DRIVE / IMPULSOR DE PARTIDA

FOTO / Photo pg. 273

APLICAÇÃO / Application / Aplicación

Fiat: Idea 2011...2016 | Mobi Fire 2015 | Palio Fire 2015 | Strada 2013... | Uno Fire 2015...

MOTOR

Bosch: F000C60001 | F000C60004 - Fiat: 51997820 - Honda: 31200RAAA53

EQUIVALENTE / Equivalent

Bosch: 1006212003 | 1006485017

1880IMPULSOR DE PARTIDA DO MOTOR DE ARRANQUE
STARTER DRIVE / IMPULSOR DE PARTIDA

FOTO / Photo pg. 273

APLICAÇÃO / Application / Aplicación

Cub Cadet: KH 2509809S - John Deere: AM132702 | MIA11257 | MIA11473 - Kawasaki: 211637021 - Kohler : 2509808 | 2509808S | 2509809 | 2509809S | 2509811 | 2509811S - Kubota: E719463010 | E719463012

EQUIVALENTE / Equivalent

Remy: 113218

1881IMPULSOR DE PARTIDA DO MOTOR DE ARRANQUE
STARTER DRIVE / IMPULSOR DE PARTIDA

FOTO / Photo pg. 273

APLICAÇÃO / Application / Aplicación

Liugong: Carregadeira 835 Maxxor XCMG ZL30H SLDG 938

MOTOR

Cummins: 4948058 | C4948058 - Deutz: 13028386 - Prestolite: M93R3001SE | M93R3013SE

EQUIVALENTE / Equivalent

Prestolite: M93R3001SE

1882

IMPULSOR DE PARTIDA DO MOTOR DE ARRANQUE
STARTER DRIVE / IMPULSOR DE PARTIDA

FOTO / Photo pg. 273

APLICAÇÃO / Application / Aplicación

Fiat: Doblo | Palio | Punto | Strada - Volvo: 850 | C30 | S60 | XC60 | XC90

MOTOR

Bosch: 0001109041 | 0001109048 | 0001109063 | 0001109252 | 0001109264 - Fiat: 46522234 | 46830212

EQUIVALENTE / Equivalent

Bosch: 1006209653 | 1006209751 | 1006209947

1883

IMPULSOR DE PARTIDA DO MOTOR DE ARRANQUE
STARTER DRIVE / IMPULSOR DE PARTIDA

FOTO / Photo pg. 273

APLICAÇÃO / Application / Aplicación

Clark: Empilhadeira

EQUIVALENTE / Equivalent

TJ: 407

1884

IMPULSOR DE PARTIDA DO MOTOR DE ARRANQUE
STARTER DRIVE / IMPULSOR DE PARTIDA

FOTO / Photo pg. 273

APLICAÇÃO / Application / Aplicación

Lexus: IS II 220d - Toyota: Auris 2.0 D-4D | Auris 2.2 D | Avensis 2.0 D-4D | Avensis 2.2 D-4D | Corolla 2.0 D-4D | Corolla 2.2 D-4D | Corolla Verso 2.2 D-4D | RAV 4 III 2.2 D-4D

MOTOR

Magnet Marelli: 63187051 | 63280059 - Nippondenso: 4280003180 | 4280004920 - Toyota: 281000G040

EQUIVALENTE / Equivalent

Cargo: 330651

1885

IMPULSOR DE PARTIDA DO MOTOR DE ARRANQUE
STARTER DRIVE / IMPULSOR DE PARTIDA

FOTO / Photo pg. 273

APLICAÇÃO / Application / Aplicación

John Deere: Máquinas Agrícolas

MOTOR

Denso: AM133636 | 1280001870 | 1280004870 | 1280007480 | 2280000120 | 2280002640 | 2280007990 | 2280009261 | 2800002640 | 2800007190 - John Deere: AM107631 | AM108390 | AM124993 | AM127877 | AM131296 - Kawasaki: 211637002 | 211637004 | 211637014 | 211637015 | 211637026 - Kohler : 1209803 | 2409801 | 1209803S | 2409801S - Kubota: E719563010 - Mitsubishi: MD184420 - New Holland: K0H2409801 - Onan: 1911906 | 1912107

EQUIVALENTE / Equivalent

Cargo: 234970 - Denso: 0283006010

1886

IMPULSOR DE PARTIDA DO MOTOR DE ARRANQUE
STARTER DRIVE / IMPULSOR DE PARTIDA

FOTO / Photo pg. 273

APLICAÇÃO / Application / Aplicación

Mercedes Benz: 190 (W201) | Classe C (W202) | Classe C (W203) | Classe E (W124) | Classe G (W460) | Classe M (W163) | Classe S (W140) | Classe V (638/2)
Ssangyong: Actyon I | Actyon Sports I (QJ) | Korando (K4) | Korando (KJ) | Korando Cabrio (KJ) | Kyron | Musso (FJ) | Musso Sports | Rexton (GAB) | Stavic

MOTOR

Ssangyong: 6611513201

1887

IMPULSOR DE PARTIDA DO MOTOR DE ARRANQUE
STARTER DRIVE / IMPULSOR DE PARTIDA

FOTO / Photo pg. 273

APLICAÇÃO / Application / Aplicación

Honda: Amaze

EQUIVALENTE / Equivalent

Denso: 4380000050

1888

IMPULSOR DE PARTIDA DO MOTOR DE ARRANQUE
STARTER DRIVE / IMPULSOR DE PARTIDA

FOTO / Photo pg. 273

APLICAÇÃO / Application / Aplicación

Mercedes Benz: 1215 | 1417 | 1625 | 1628 | 1632 | 1725 | 2423 | 2428 | 712 | 912 | 914 | Atego 1718 | Atego 2425 | Atego 2428 | Axor 1933 | Axor 2831
Prestolite: M95R

1888

IMPULSOR DE PARTIDA DO MOTOR DE ARRANQUE
STARTER DRIVE / IMPULSOR DE PARTIDA

FOTO / Photo pg. 273

MOTOR

Prestolite: 35262760AM

EQUIVALENTE / Equivalent

Prestolite: K01678

1890

IMPULSOR DE PARTIDA DO MOTOR DE ARRANQUE
STARTER DRIVE / IMPULSOR DE PARTIDA

FOTO / Photo pg. 273

APLICAÇÃO / Application / Aplicación

Audi : A3 1.6 FSI 2.0 FSI - Seat: Altea 1.4 16V | Cordoba 1.2 - 1.2 12V - 1.4 16V - 1.6 - 1.6 16V | Ibiza I V - V 1.2 - 12V - 1.4 - 16V - 1.6 - 16V | Leon 1.4 16V | Octavia 1.4 - 16V - 1.6 - FSI | Roomster 1.2 - TSI - 1.4 - 1.6 - 1.4 - 1.9 TDI | Skoda Fabia 1.2 - TSI - 1.4 - 16V - 1.6 - 1.9 TDI - Volkswagen: Golf V - VI 1.4 - 16V - FSI - 1.6 FSI | Polo 1.2 - 12V - TSI - 1.4 - 16V - FSI - 1.6 - 16V

MOTOR

Valeo: D6GS11 | D6GS12 | D6GS13

EQUIVALENTE / Equivalent

Valeo: 191548 | 594665

1891

IMPULSOR DE PARTIDA DO MOTOR DE ARRANQUE
STARTER DRIVE / IMPULSOR DE PARTIDA

FOTO / Photo pg. 273

APLICAÇÃO / Application / Aplicación

Audi : A3 L4 2.0L 1984cc 121cid 2010...2013 | A3 L4 2.0L 1984cc 121cid GAS 2011 | TT L4 2.0L 1984cc 121cid CCTA 2009 | TT Quattro L4 2.0L 1984cc 121cid CCTA 2009...2010 - Volkswagen: Beetle L4 2.0L 1984cc 121cid 2012 | Bora 1.6 Non-Turbo Gas (BWG 2008 | Bora 1.6 Non-Turbo Gas (BWH) 2008 | Bora 1.6 Non-Turbo Gas (BWH) 2011 | Bora 1.6 Non-Turbo Gas (CLS) 2011...2013 | Bora 2.0 Non-Turbo Gas (CEN 2008 | CC L4 2.0L 1984cc 121cid 2009...2010 | Eos L4 2.0L 1984cc 121cid 2007...2011 | Golf 1.6 Non-Turbo Gas (CLR) 2012 | Golf L4 2.0L 1984cc 121cid GAS 2012 | Golf City L4 2.0L 1984cc 121cid 2007 | GTI L4 2.0L 1984cc 121cid 2006...2011 | Jetta L4 2.0L 1984cc 121cid 2006...2010 | Jetta L4 2.0L 1984cc 121cid GAS 2009, 2011 | Jetta L4 2.0L 1984cc 121cid Naturally Aspirated 2012, 2013 | Jetta L4 2.0L 1984cc 121cid Turbocharged 2012, 2013 | Passat L4 2.0L 1984cc 121cid 2006...2009 | R32 V6 3.2L 3189cc 195cid 2008 | Tiguan L4 2.0L 1984cc 121cid 2010...2012

MOTOR

Valeo: D6GS14 | D6GS14M | TS12ER20 | TS12ER25 - Volkswagen: 02M911021B | 02M911023M | 02M911023MX

EQUIVALENTE / Equivalent

Valeo: 191547 | 594666 | 200202

1893

IMPULSOR DE PARTIDA DO MOTOR DE ARRANQUE
STARTER DRIVE / IMPULSOR DE PARTIDA

FOTO / Photo pg. 273

APLICAÇÃO / Application / Aplicación

Volkswagen: Fox 1.0 e 1.6 2003...2013 | Gol 1.0 EA111 1997...2014 | Gol 1.6 2008...2014 | Golf 1.6 2002...2014 | Polo 1.0 EA111 2002...2003 | Polo 1.6 2002...2014 | Polo Sedan 1.0 e 1.6 2016... | Saveiro 1.6 2009... | Spacefox 1.6 2006...2014 | Voyage 1.0 e 1.6 2008...2016

MOTOR

Valeo: TSC10R7 - Volkswagen: 495107 | 02T911021E

EQUIVALENTE / Equivalent

Valeo: 501502 | 1205962

1895

IMPULSOR DE PARTIDA DO MOTOR DE ARRANQUE
STARTER DRIVE / IMPULSOR DE PARTIDA

FOTO / Photo pg. 274

APLICAÇÃO / Application / Aplicación

Daihatsu: Charade 1000 1983...1993 | Charade L3 1.0L 993cc 61cid 1988...1992 | Domino 850 1986...1989 | Move 847 1997...2000

MOTOR

Daihatsu: 2810087526000 | 2810087548000 | 2810087722000 | 2810087734000 - Denso: 1280003662 | 1280004530 | 1280004531 | 1280004532 | 22800006430

Toyota: 2810087725

EQUIVALENTE / Equivalent

Cargo: 136794 - Denso: 0283005730 - Toyota: 2801187505 - Volkswagen: 113911335B

1898

IMPULSOR DE PARTIDA DO MOTOR DE ARRANQUE
STARTER DRIVE / IMPULSOR DE PARTIDA

FOTO / Photo pg. 274

APLICAÇÃO / Application / Aplicación

Ahlmann: Carregadeira AL 100 BF4L2011 - Atlas: Compressor XAHS 107 C2 | Compressor XAHS 37 DD | Compressor XAS 137 C2 | Máquina Rolo AW 240 | Máquina Rolo AW 260 | Máquina Rolo AW 300 - Kramer : Carregadeira 8085 | Carregadeira 8085T | Carregadeira 8095 | Carregadeira 8095T | Carregadeira 8105

Sandvik : Equipamento de Construção DS310 - Schaeffer: Carregadeira 5680Z | Carregadeira 6680Z | Carregadeira 8600Z - Terex: Escavadeira TL80EX TC85

1898

IMPULSOR DE PARTIDA DO MOTOR DE ARRANQUE
STARTER DRIVE / IMPULSOR DE PARTIDA

FOTO / Photo pg. 274

MOTOR

Deutz: F2L201 | 04132652 | 04300285 | D2011L3 | F2M2011 | F3L1011 | F4L2011 | TD2011L3 | TD2011L4 | D2011L2 | BF4L1011FT - Iskra: AZE6537 | AZE6554 | AZE6556 | AZE6563 | AZE6567 | AZE6589 | 11131663 | 11131948 | 11131950 | 11132077 | 11132095 | 11132378 - KHD: 1181751 | 1182382 | 1182384 | 1182386 | 1183404 | 01183404 | 4300006 - Kramer: 1000124272

EQUIVALENTE / Equivalent

Ahlmann: 4184190A | 72735657 - Iskra: 16911538

1899

IMPULSOR DE PARTIDA DO MOTOR DE ARRANQUE
STARTER DRIVE / IMPULSOR DE PARTIDA

FOTO / Photo pg. 274

APLICAÇÃO / Application / Aplicación

Alfa Romeo: 159 1.8 | 159 2.0 | 4C 1.7 | 4C Spider 1.7 | Brera 2.0 | Giulietta 1.8 | Spider 1.8 | Spider 2.0 - Dodge: Journey 2.0 - Fiat: Bravo 1.6 Multijet | Bravo 2.0 Multijet | Doblo 1.6 Multijet | Doblo 2.0 Multijet | Ducato 115 Multijet | Linea 1.6 Multijet | Tipo 1.6 Multijet | Toro 2.0 | Toro 2.0 4X4 - Lancia: Delta 1.6 Multijet | Delta 1.9 Multijet | Delta 2.0 Multijet - Opel: Combo 1.6 - Suzuki: SX4 2.0 | SX4 SCross 1.6

MOTOR

Alfa Romeo: 51787218 | 51808557 - Bosch: 0001107478 | 0001107479 | 0001108420 | 0001108421 | 0001108450 | 0001108451 | 0001108456 | 0001108457 - Chrysler: 68080459AA - Dodge: 68080459AA - Fiat: 51787218 | 51808557 | 517872180 - Lancia: 51787218 - Maserati: A00518085570 - Pininfarina: 93951787218 | 93951808557 - Suzuki: 3110055L00 | 3110055L01 | 31100T55L00 | 3110055L00000 | 31100T55L01000

EQUIVALENTE / Equivalent

Bosch: 1006209991

1902

IMPULSOR DE PARTIDA DO MOTOR DE ARRANQUE
STARTER DRIVE / IMPULSOR DE PARTIDA

FOTO / Photo pg. 274

APLICAÇÃO / Application / Aplicación

Citroën: Berlingo 1.1 - 1.6 HDi | C1 1.4 - 1.6 - 2.2 HDi | C2 1.4 - 1.6 - 2.2 HDi | C3 1.4 - 1.6 - 2.2 HDi | C4 1.4 - 1.6 - 2.2 HDi | C5 1.4 - 1.6 - 2.2 HDi | Jumpy 1.6 HDi | Nemo 1.4 HDi | Xsara 1.4 - 1.6 HDi - Fiat: Scudo 1.6 D Multijet - Peugeot: 1007 1.4 - 1.6 HDi | 107 1.4 - 1.6 HDi | 206 1.4 - 1.6 HDi | 207 1.4 - 1.6 HDi | 307 1.4 - 1.6 HDi | 407 1.4 - 1.6 HDi | Bipper 1.4 HDi | Expert 1.6 HDi | Ranch 1.6 HDi

MOTOR

Magnet Marelli: 63280091 - Nippondenso: 4280001640

EQUIVALENTE / Equivalent

Magnet Marelli: 85553621

1903

IMPULSOR DE PARTIDA DO MOTOR DE ARRANQUE
STARTER DRIVE / IMPULSOR DE PARTIDA

FOTO / Photo pg. 274

APLICAÇÃO / Application / Aplicación

Citroën: Jumper 2.5 TD TDI e 4X4 - Peugeot: 605 2.5 TD | Boxer 2.5 TD TDI e 4x4

MOTOR

Mitsubishi: M2T84771

EQUIVALENTE / Equivalent

Mitsubishi: M191X69271

1904

IMPULSOR DE PARTIDA DO MOTOR DE ARRANQUE
STARTER DRIVE / IMPULSOR DE PARTIDA

FOTO / Photo pg. 274

APLICAÇÃO / Application / Aplicación

Nissan: Almera 2.2 TD | Almera II Tino 2.2 dCi | Primera 2.2 Di | Xtrail 2.2 Di - dCi - 4x4

MOTOR

Mitsubishi: M8T71371 | M8T71471 | M8T75271 | M8T75371 | M8T75671

EQUIVALENTE / Equivalent

Mitsubishi: M191X69671

1905

IMPULSOR DE PARTIDA DO MOTOR DE ARRANQUE
STARTER DRIVE / IMPULSOR DE PARTIDA

FOTO / Photo pg. 274

APLICAÇÃO / Application / Aplicación

Kia: Pregio ND 2.2KW

EQUIVALENTE / Equivalent

Denso: 151246

1906IMPULSOR DE PARTIDA DO MOTOR DE ARRANQUE
STARTER DRIVE / IMPULSOR DE PARTIDA

FOTO / Photo pg. 274

APLICAÇÃO / Application / Aplicación

Nissan: Cabstar | Navara 2.5 dCi 2005... | Pathfinder 2.5dCi 2005...

MOTOR

Mitsubishi: M8T76071 | M8T76071ZE - Nissan: 23300EB300 | 23300EB30A | 23300EB30B

EQUIVALENTE / Equivalent

Mitsubishi: M191X95971

1908IMPULSOR DE PARTIDA DO MOTOR DE ARRANQUE
STARTER DRIVE / IMPULSOR DE PARTIDA

FOTO / Photo pg. 274

APLICAÇÃO / Application / Aplicación

Alfa Romeo: Giulietta 1.4 TB Start/Stop | Mito 0.9 Start/Stop | Mito 1.3 JTDM Start/Stop - Fiat: 500 0.9 Start/Stop | 500 1.3 D Multijet Start/Stop | 500 C 0.9 Start/Stop | 500 C 1.3 D Multijet Start/Stop | 500 L 0.9 Natural Power Start/Stop | Doblo 1.3 Multijet Start/Stop | Fiorino 1.3 D Multijet Start/Stop | Grande Punto 1.3 D Multijet Start/Stop | Panda 0.9 4x4 Natural Power Start/Stop | Panda 1.3 D Multijet 4x4 Start/Stop | Punto 0.9 Twinair Turbo Start/Stop | Punto EVO 1.3 D Multijet Start/Stop | Qubo 1.3 Multijet Start/Stop - General Motors/Chevrolet: Aveo 1.2 LPG Start/Stop | Aveo 1.4 D Start/Stop | Cruze 1.4 Start/Stop | Orlando 1.4 Start/Stop | Trax 1.4 AWDS Start/Stop

MOTOR

Bosch: 0001137003 | 0001137004 | 0001137005 | 0001138011 | 0001138012 | 0001138029 | 0001138030 | 0001138037 | 0001138038

EQUIVALENTE / Equivalent

Bosch: 1006209608 | 1006210184 - Suzuki: 3132086L00

1909IMPULSOR DE PARTIDA DO MOTOR DE ARRANQUE
STARTER DRIVE / IMPULSOR DE PARTIDA

FOTO / Photo pg. 274

APLICAÇÃO / Application / Aplicación

Mitsubishi: ASX 2010 | Colt VI 2002...2010 | Lancer 2007 | Lancer Sportback 2008 | RVR 4A92 4A92 2012 - Nissan: March 1.0 2018

MOTOR

Mitsubishi: MOT31671 | M000TD0971 | MOT33671ZT - Nissan: 233001HC0D

EQUIVALENTE / Equivalent

Mitsubishi: M191X41271

1910IMPULSOR DE PARTIDA DO MOTOR DE ARRANQUE
STARTER DRIVE / IMPULSOR DE PARTIDA

FOTO / Photo pg. 274

APLICAÇÃO / Application / Aplicación

Audi: A3 2.0 FSI - 1.9TDI - 2.0 TDI | TT 8 T - Quattro - Seat: Altea XL 2.0 FSI - 1.9TDI - 2.0 TDI | Cordoba 2.0 - 1.4 TDI - 1.9 TDI | Ibiza IV 2.0 - 1.4 TDI - 1.9 TDI | Ibiza V 1.4 TDI - 1.9 TDI | Leon 2.0 FSI - 1.9 TDI | Toledo III 2.0 FSI - 1.9TDI - 2.0 TDI - Skoda: Fabia 2.0 - 1.4 TDI - 1.9 TDI | Octavia 2.0 FSI - 1.9TDI - 4x4 - 2.0 TDI - 16V | Roomster 1.4 TDI - 1.9 TDI | Superb 1.9 TDI - Volkswagen: Caddy III 1.9 TDI | Golf IV 1.9 TDI - 4motion | Golf V 2.0 FSI - 1.9 TDI - 4motion - 2.0TDI | Jetta III 2.0 FSI - 1.9 TDI - 2.0TDI | Multivan V 1.9 TDI | Passat 1.9 TDI | Polo 2.0 - 1.4 TDI - 1.9 TDI | Touran 2.0 FSI - 1.9 TDI - 2.0 TDI | Transporter V 1.9 TDI

MOTOR

Valeo: TS18E1

EQUIVALENTE / Equivalent

Valeo: 192750

1911IMPULSOR DE PARTIDA DO MOTOR DE ARRANQUE
STARTER DRIVE / IMPULSOR DE PARTIDA

FOTO / Photo pg. 274

APLICAÇÃO / Application / Aplicación

General Motors/Chevrolet: Cobalt | Cruze | Onix | Prisma

EQUIVALENTE / Equivalent

Remy: 10543845

1912IMPULSOR DE PARTIDA DO MOTOR DE ARRANQUE
STARTER DRIVE / IMPULSOR DE PARTIDA

FOTO / Photo pg. 274

APLICAÇÃO / Application / Aplicación

Hyundai: HB20 1.0

EQUIVALENTE / Equivalent

Remy: 10540773

1913

IMPULSOR DE PARTIDA DO MOTOR DE ARRANQUE
STARTER DRIVE / IMPULSOR DE PARTIDA

FOTO / Photo pg. 274

APLICAÇÃO / Application / Aplicación

Hyundai: HB20 1.6

EQUIVALENTE / Equivalent

Remy: 10535802

1914

IMPULSOR DE PARTIDA DO MOTOR DE ARRANQUE
STARTER DRIVE / IMPULSOR DE PARTIDA

FOTO / Photo pg. 274

APLICAÇÃO / Application / Aplicación

Toyota: Hilux

MOTOR

Bosch: 0001122412 | 0001122413 - Toyota: 281000C120

EQUIVALENTE / Equivalent

Bosch: F000AL3000

1915

IMPULSOR DE PARTIDA DO MOTOR DE ARRANQUE
STARTER DRIVE / IMPULSOR DE PARTIDA

FOTO / Photo pg. 274

APLICAÇÃO / Application / Aplicación

Renault: Duster 2.0 L 2011... | Duster Oroch 2.0L 2015... | Sandero 2.0L 2016...

MOTOR

Nissan: 233008710R - Valeo: 495111 | TSL1210

EQUIVALENTE / Equivalent

Valeo: 501497

1916

IMPULSOR DE PARTIDA DO MOTOR DE ARRANQUE
STARTER DRIVE / IMPULSOR DE PARTIDA

FOTO / Photo pg. 275

APLICAÇÃO / Application / Aplicación

Mazda: 2 1.3 e 1.3 VTi | 2 1.5 | 3 3 1.6 MZR

EQUIVALENTE / Equivalent

Mitsubishi: M191X42471

1918

IMPULSOR DE PARTIDA DO MOTOR DE ARRANQUE
STARTER DRIVE / IMPULSOR DE PARTIDA

FOTO / Photo pg. 275

APLICAÇÃO / Application / Aplicación

Nissan: Frontier NP 300

EQUIVALENTE / Equivalent

Mitsubishi: 78971

1919

IMPULSOR DE PARTIDA DO MOTOR DE ARRANQUE
STARTER DRIVE / IMPULSOR DE PARTIDA

FOTO / Photo pg. 275

APLICAÇÃO / Application / Aplicación

Toyota: Hilux 2.8 4x4 11/2015... | Hilux SW4 2.8 4x4 01/2016...

MOTOR

Bosch: 0001124028 | 0001124029 | 0001125625 | 0001125626 - Toyota: 28100-0L200

EQUIVALENTE / Equivalent

Bosch: F000AL3001 - Toyota: 280110L200

1920

IMPULSOR DE PARTIDA DO MOTOR DE ARRANQUE
STARTER DRIVE / IMPULSOR DE PARTIDA

FOTO / Photo pg. 275

APLICAÇÃO / Application / Aplicación

Audi: TT 1.8T / 3.2L - Seat: Alhambra 1.8T / 2.0L | Leon 1.8T / 2.0L | Toledo 1.8T / 2.0L

MOTOR

Bosch: 0001121022 | 0001121023

EQUIVALENTE / Equivalent

Bosch: 1006209769 | 1006209953 - Cargo: 236854

1921

IMPULSOR DE PARTIDA DO MOTOR DE ARRANQUE
STARTER DRIVE / IMPULSOR DE PARTIDA

FOTO / Photo pg. 275

APLICAÇÃO / Application / Aplicación

KHD: Autocarri - Renault: Autocarri | Premium 2 7200cc - Volkswagen: 24280 Motor Man - Volvo: FE 7100cc | FE II | FL II | FL III 7146cc

MOTOR

Mitsubishi: M8T62471 | M008T62671

EQUIVALENTE / Equivalent

Mitsubishi: 241894471 | M191X94471

1922

IMPULSOR DE PARTIDA DO MOTOR DE ARRANQUE
STARTER DRIVE / IMPULSOR DE PARTIDA

FOTO / Photo pg. 275

APLICAÇÃO / Application / Aplicación

Buick: Encore 1.4 L4 Gasolina 2017...2018 - General Motors/Chevrolet: Cruze 1.4 turbo 4 Cilindros Gasolina 2016...2018 | Malibu 1.5 4 Cilindros 2017 | Tracker 1.4 Turbo 4 Cilindros Gasolina 2017...2019

MOTOR

General Motors/Chevrolet: 2680615 | 12673600 - Mitsubishi: M1T81782 | M001T81782

1923

IMPULSOR DE PARTIDA DO MOTOR DE ARRANQUE
STARTER DRIVE / IMPULSOR DE PARTIDA

FOTO / Photo pg. 275

APLICAÇÃO / Application / Aplicación

Hyundai: Accent 2014 | Elantra | ix55 3.8 V6 2011... | Veracruz 3.5 2012... - Kia: Carnival | Rio | Sedona 3.5 2013... | Sorento 4.3 V6 2012

MOTOR

Hyundai: 361003C151 | 3614525010 - Remy: 16160 | 8000465

EQUIVALENTE / Equivalent

Hyundai: K1J11B

1924

IMPULSOR DE PARTIDA DO MOTOR DE ARRANQUE
STARTER DRIVE / IMPULSOR DE PARTIDA

FOTO / Photo pg. 275

APLICAÇÃO / Application / Aplicación

Mitsubishi: Forklift FD35ABD | Forklift FD35AD | Forklift FD35AT | Forklift FDC20D | Forklift FDC25D

MOTOR

Mitsubishi: M005T22371 | M005T27671 | M005T27672

EQUIVALENTE / Equivalent

Mitsubishi: M191T57072 | M191T57081 | M191T57083 | M191Y57081

1925

IMPULSOR DE PARTIDA DO MOTOR DE ARRANQUE
STARTER DRIVE / IMPULSOR DE PARTIDA

FOTO / Photo pg. 275

APLICAÇÃO / Application / Aplicación

Citroën: C1 (PM, PN) Eng.1KRFE 1.0 50kw 1KRFE 2005...2015 | C1 1000, CFA, 1KRFE 2005...2008 - Peugeot: 107 - Toyota: Aygo 1000, 1KRFE 2005...2008

MOTOR

Toyota: 281000Q012 - Valeo: TS10E1

EQUIVALENTE / Equivalent

Cargo: 330533 - Valeo: 194440 | 194480 | 594734

1926

IMPULSOR DE PARTIDA DO MOTOR DE ARRANQUE
STARTER DRIVE / IMPULSOR DE PARTIDA

FOTO / Photo pg. 275

APLICAÇÃO / Application / Aplicación

Audi: A2 1.4 TDI | A3 1.6 S3 quattro | A3 1.9 TDI quattro - Ford: Galaxy 2.3 16V e 1.9 TDI - Seat: Alhambra 1.9 TDI - Tdi 4x4 | Arosa 1.4 TDI | Cordoba 1.6 e 2.0 i | Cordoba 1.9 D - SDI - TDI | Ibiza II - III - IV 1.4 TDI - 1.9 D - SDI - TD - TDI | Ibiza II - III 1.6 - 2.0 i | Inca 1.7 D - 1.9 D - SDI | Leon 1.4 16V - 1.6 - 1.9 SDI - TDI | Toledo I - II 1.9 D - SDI - TD - TDI - 2.0 i | Toledo II 1.4 16V - 1.6 - 2.3 V5 - Skoda: Fabia 1.4 TDI - 1.9 SDI - TDI - RS | Octavia 1.4 16V - 1.6 - 1.9 D - SDI - TD - TDI - 4x4 - Volkswagen: Bora 1.4 16V - 1.6 - 1.9 SDI - TDI - 2.3 V5-4motion | Caddy I 1.6 D | Caddy II 1.7 SDI - 1.9 D - SDI - TDI | Corrado 2.9 VR6 | Golf I 1.5 D - 1.6 D - 1.6 TD | Golf III 1.9 D - SDI - TD - GTD - TDI - Syncro | Golf III 2.0 - 2.8 VR6 - 2.9 VR6 Syncro | Golf IV 1.4 16V - 1.6 - 2.3 V5 - 4motion | Golf IV 1.9 SDI - TDI - 4motion | Jetta I 1.6 D - 1.6 TD | Lupo 1.4 TDI | New Beetle 1.9 TDI | Passat 1.6 TD - 1.9 D - TD - TDI - Syncro/4motion | Passat 2.0 - 2.3 VR5 - Syncro/4motion | Passat 2.8 VR6 - 2.9 VR6 Syncro | Polo 1.4 TDI - 1.6 - 1.9 SDI - TDI | Sharan 2.8 VR6 - Syncro - 1.9 TDI | Transporter IV 2.0 - 2.5 - Syncro - 2.8 V6 - VR6 | Transporter IV 2.4 D - Syncro - 2.5 TDI - Syncro | Vento 2.0 - 2.8 VR6 - 1.9 D - SDI - TD - TDI

MOTOR

Valeo: D7RS29 | D7RS30 | D7RS31 | D7RS129

1926IMPULSOR DE PARTIDA DO MOTOR DE ARRANQUE
STARTER DRIVE / IMPULSOR DE PARTIDA

FOTO / Photo pg. 275

EQUIVALENTE / Equivalent

Cargo: 231093 - Valeo: 188270 | 594389 | 594699

1927IMPULSOR DE PARTIDA DO MOTOR DE ARRANQUE
STARTER DRIVE / IMPULSOR DE PARTIDA

FOTO / Photo pg. 275

APLICAÇÃO / Application / Aplicación

Alfa Romeo: 147 1.6 16V - 1.8 16V - 2.0 16V | 156 1.6 16V - 1.8 16V - 2.0 16V - BMW: 116i | 118i | 120i | 318i | X3 2.0i | Z4 2.0i - Fiat: Barchetta 1.8 16V | Punto HCT 1.8 16V | Stilo 1.8 16V - Lancia: Lybra 1.8 16V e 2.0 20V

MOTOR

Bosch: 0001107411 | 0001107490 | 0001107491

EQUIVALENTE / Equivalent

Bosch: 1006209805 | 1006209808 | 1006209814 | 1006209958 - Cargo: 234946

1928IMPULSOR DE PARTIDA DO MOTOR DE ARRANQUE
STARTER DRIVE / IMPULSOR DE PARTIDA

FOTO / Photo pg. 275

APLICAÇÃO / Application / Aplicación

Case: Pá Carregadeira - John Deere: Tratores

EQUIVALENTE / Equivalent

Cargo: 133545 - Facet: 10533 | 10632 | 10633 - Lester: 3300 | 4000 | 4100 | 4211 | 4248 | 4251 | 4268 | 4307 | 4318 | 4943 | 4994 | 4995 | 6164 | 6510 | 6707 | 6731 | 6733 | 6737 - Lucas Indiel: 223191 - Remy: D2037 | A43652 | 1877345 | 1947912 | 1968131 | 1970376 | 1971706 | 10479522 | 10497522

1929IMPULSOR DE PARTIDA DO MOTOR DE ARRANQUE
STARTER DRIVE / IMPULSOR DE PARTIDA

FOTO / Photo pg. 275

APLICAÇÃO / Application / Aplicación

Tramontini: Trator T3230-2 1.8 32CV 2010... | Trator T3230-4 1.8 32CV 2010... | Trator T5045-2 2.5 50CV 2010... | Trator T5045-4 2.5 50CV 2010...

MOTOR

Bosch: F000AL0154

EQUIVALENTE / Equivalent

Bosch: F000AL2856

1930IMPULSOR DE PARTIDA DO MOTOR DE ARRANQUE
STARTER DRIVE / IMPULSOR DE PARTIDA

FOTO / Photo pg. 275

APLICAÇÃO / Application / Aplicación

Audi: A4 1.9 TDI 2001...2004 | A6 2001...2005 - Volkswagen: Passat 1.9 TDI 2000...2005

MOTOR

Valeo: D7GS9 | 438184 | 458231 - Volkswagen: 068911024L | 068911024LX

EQUIVALENTE / Equivalent

Cargo: 237291

1932IMPULSOR DE PARTIDA DO MOTOR DE ARRANQUE
STARTER DRIVE / IMPULSOR DE PARTIDA

FOTO / Photo pg. 275

APLICAÇÃO / Application / Aplicación

Hyundai: Creta 1.6 Start/Stop | i20 1.4 Gasolina Start/Stop | i30 1.4 Gasolina Start/Stop | i30 1.6 Gasolina Start/Stop - Kia: Carens 1.6 Gasolina Start/Stop 2013... | Ceed 1.4 Gasolina Start/Stop 2012... | Pro Ceed 1.4 Gasolina Start/Stop 2013... | Rio 1.4 Gasolina Start/Stop 2011... | Soul 1.6 Gasolina G4FDGDi Start/Stop 06/2011...

MOTOR

Bosch: 0001138051 | 0001138052 | 0001138055 | 0001138056 | 0001138073 | 0001138074 - Kia: 361002B302

EQUIVALENTE / Equivalent

Bosch: 1006210351 | 1006210927

1933IMPULSOR DE PARTIDA DO MOTOR DE ARRANQUE
STARTER DRIVE / IMPULSOR DE PARTIDA

FOTO / Photo pg. 275

APLICAÇÃO / Application / Aplicación

Ford: C Max 1.6L 1596cc 2007...2010 | Fiesta L4 1.6L 1596cc 97cid 2011...2012 | Fiesta L4 1.6L 1596cc 97cid VIN 2013...2017 | Fiesta L4 1.6L 1598cc 98cid 2011...2013 | Focus II 1.4L 1388cc 2004...2007 | Focus II 1.6L 1596cc 2004...2012 | Focus C Max 1.6L 1596cc 2003...2007

MOTOR

Ford: AE8T11000AB - Mitsubishi: MOT32271 | M000T32271 | M000T33571ZC

1933

IMPULSOR DE PARTIDA DO MOTOR DE ARRANQUE
STARTER DRIVE / IMPULSOR DE PARTIDA

FOTO / Photo pg. 275

EQUIVALENTE / Equivalent

Mitsubishi: 092441971 | M191T41971 | M191YT41971

1934

IMPULSOR DE PARTIDA DO MOTOR DE ARRANQUE
STARTER DRIVE / IMPULSOR DE PARTIDA

FOTO / Photo pg. 276

APLICAÇÃO / Application / Aplicación

Volkswagen: Cross Up! 1.0 EA211 2014... | Crossfox 1.6 EA211 2015... | Fox 1.0 e 1.6 EA211 2013... | Gol 1.6 EA211 2014... | Golf 1.4 EA211 2013... | Saveiro 1.6 EA211 2014... | Spacefox 1.6 EA211 2014... | T-Cross 1.0 e 1.4 2018... | Up! 1.0 EA211 2014...

MOTOR

Valeo: 495109 | TSC10R6 - Volkswagen: 02M911021J

EQUIVALENTE / Equivalent

Valeo: 501498 | 1208965

1935

IMPULSOR DE PARTIDA DO MOTOR DE ARRANQUE
STARTER DRIVE / IMPULSOR DE PARTIDA

FOTO / Photo pg. 276

APLICAÇÃO / Application / Aplicación

Buick: Regal L4 2.0L 1998cc 122cid 2014...2016 - Cadillac: ATS L4 2.0L 1998cc 122cid 2015 | ATS L4 2.5L 2457cc 150cid 2015 - General Motors/Chevrolet: Colorado L4 2.5L 2457cc 153cid 2015...2016 | Malibu L4 2.0L 1998cc 122cid 2016 | S10 Cab. Dupla (nova) 2L03-43 (LCV, N8D) 2015...2019 | S10 Cab. Simples (nova) 2L03-43 (LCV, N8D) 2015...2019 - GMC: Canyon L4 2.5L 2457cc 153cid 2015...2016

MOTOR

Denso: 4380002400 | 4380004420 - General Motors/Chevrolet: 12663053 | 12678752 - Lester: 16348

EQUIVALENTE / Equivalent

General Motors/Chevrolet: 93306250

1937

IMPULSOR DE PARTIDA DO MOTOR DE ARRANQUE
STARTER DRIVE / IMPULSOR DE PARTIDA

FOTO / Photo pg. 276

APLICAÇÃO / Application / Aplicación

John Deere: 5045D 3.029 PowerTech, 3cyl. 179 CI Turbo Dsl 2008...2014

MOTOR

Bosch: F002G20658 - Lester: 19331

1938

IMPULSOR DE PARTIDA DO MOTOR DE ARRANQUE
STARTER DRIVE / IMPULSOR DE PARTIDA

FOTO / Photo pg. 276

APLICAÇÃO / Application / Aplicación

Fiat: Argo 1.0 e 1.3 Start/Stop 2015... | Mobi 1.0 e 1.3 Start/Stop 2015... | Uno 1.0 e 1.3 Start/Stop 2015...

MOTOR

Bosch: 0001170416 | 0001170417 | 0001170420 | 0001170421

EQUIVALENTE / Equivalent

Bosch: 1006210516 | 1006210949

1939

IMPULSOR DE PARTIDA DO MOTOR DE ARRANQUE
STARTER DRIVE / IMPULSOR DE PARTIDA

FOTO / Photo pg. 276

APLICAÇÃO / Application / Aplicación

Fiat: Argo 1.8 Start/Stop | Toro 1.8 Start/Stop - Jeep: Renegade 1.8 Start/Stop 2015...

MOTOR

Bosch: 0001170422 | 0001170423

EQUIVALENTE / Equivalent

Bosch: 1006210940 | 1006210948

1940

IMPULSOR DE PARTIDA DO MOTOR DE ARRANQUE
STARTER DRIVE / IMPULSOR DE PARTIDA

FOTO / Photo pg. 276

APLICAÇÃO / Application / Aplicación

Hyundai: HR 2.5 TCI 2012... - Kia: Bongo K2500 2.5 TCI 2012...

MOTOR

Hyundai: 361004A160 - Remy: 8000868

1940IMPULSOR DE PARTIDA DO MOTOR DE ARRANQUE
STARTER DRIVE / IMPULSOR DE PARTIDA

FOTO / Photo pg. 276

EQUIVALENTE / Equivalent

Remy: 10542541

1941IMPULSOR DE PARTIDA DO MOTOR DE ARRANQUE
STARTER DRIVE / IMPULSOR DE PARTIDA

FOTO / Photo pg. 276

APLICAÇÃO / Application / Aplicación

BRP: Can Am Quadriciclo Outlander 450 cc

MOTOR

Rotax: 684282

EQUIVALENTE / Equivalent

Rotax: 294811 | 684053 | 684054 | 684056 | 684057 | 684058

1942IMPULSOR DE PARTIDA DO MOTOR DE ARRANQUE
STARTER DRIVE / IMPULSOR DE PARTIDA

FOTO / Photo pg. 276

APLICAÇÃO / Application / Aplicación

Ford: E150 V8 5.4L 330cid 2013...2014 | E250 V8 4.6L 281cid 2014 | E250 V8 5.4L 330cid 2013...2014 | E350 Super Duty V10 6.8L 415cid 2013...2018 | E350 Super Duty V8 5.4L 330cid 2013...2016 | E450 Super Duty V10 6.8L 415cid 2013...2017 | E450 Super Duty V8 5.4L 330cid 2013...2016 | Expedition V8 5.4L 330cid 2013...2014 | F150 V8 5.0L 4951cc 302cid 2013...2015 | F150 V8 6.2L 6210cc 379cid 2014 | F250 Super Duty V8 6.2L 6210cc 379cid 2013...2018 | F350 Super Duty V8 6.2L 6210cc 379cid 2013...2018 | F450 Super Duty V10 6.8L 415cid 2013...2018 | F53 V10 6.8L 415cid 2013...2018 | F550 Super Duty V10 6.8L 415cid 2013...2018 | F59 V10 6.8L 415cid 2016...2018 - Lincoln: Navigator 2013-2014 V8 5.4L 330cid 2013...2014

MOTOR

Denso: 4380000410 - Ford: DL3Z11002A | DL3T11000AA | DL3Z11002AFC - Lester: 19247

1943IMPULSOR DE PARTIDA DO MOTOR DE ARRANQUE
STARTER DRIVE / IMPULSOR DE PARTIDA

FOTO / Photo pg. 276

APLICAÇÃO / Application / Aplicación

Honda: New Civic 2013

MOTOR

Denso: 4280008190

1944IMPULSOR DE PARTIDA DO MOTOR DE ARRANQUE
STARTER DRIVE / IMPULSOR DE PARTIDA

FOTO / Photo pg. 276

APLICAÇÃO / Application / Aplicación

Agrale: Agrale Maquinário Agrícola 4230 M790 1.3 30HP

MOTOR

Agrale: 7007010010005 | 7007010018008 - Iskra: AZE2194 | 11131518

EQUIVALENTE / Equivalent

Iskra: 16907851 | 72739187

1945IMPULSOR DE PARTIDA DO MOTOR DE ARRANQUE
STARTER DRIVE / IMPULSOR DE PARTIDA

FOTO / Photo pg. 276

APLICAÇÃO / Application / Aplicación

Saab: 9 2X H4 2.5L 2458cc 2005...2006 - Subaru: Forester (SG) Eng.EJ20 2.0 AWD 92kw EJ20 2002...2005 | Forester (SG) Eng.EJ20 2.0 S Turbo AWD 130kw EJ20 2002...2005 | Forester H4 2.5L 2458cc 2003...2007 | Impreza Estate (GG) Eng.EJ20 2.0 AWD 92kw EJ20 2003...2005 | Impreza H4 2.5L 2458cc EJ251 2004 | Impreza H4 2.5L 2458cc EJ253 2005...2007 | Impreza H4 2.5L 2458cc EJ255 2006...2007 | Legacy IV (BL, BP) Eng.EJ20 2.0 AWD 101kw EJ20 2003...2005 | Legacy IV Estate (BL, BP, B13_) Eng.EJ25 2.5 AWD 121kw EJ25 2003...2005 | Outback (BL, BP) Eng.EJ25D 2.5 AWD 121kw EJ25D 2007...2008 | Outback (BL, BP) Eng.EZ30 3.0 AWD 180kw EZ30 2003...2009 | Outback (BM, BR) Eng.EZ36D 3.6 R AWD 191kw EZ36D 2009...2011

MOTOR

Mitsubishi: MOT20171 | M000T20171 - Saab: 32006007 - Subaru: 23300AA460

EQUIVALENTE / Equivalent

Mitsubishi: M191X18971 - Subaru: 23312AA080

1946IMPULSOR DE PARTIDA DO MOTOR DE ARRANQUE
STARTER DRIVE / IMPULSOR DE PARTIDA

FOTO / Photo pg. 276

APLICAÇÃO / Application / Aplicación

General Motors/Chevrolet: Colorado L4 2.8L 171cid 2016 | S10 LS DD4 2016...2017 - GMC: Canyon L4 2.8L 171cid 2016

1946

IMPULSOR DE PARTIDA DO MOTOR DE ARRANQUE
STARTER DRIVE / IMPULSOR DE PARTIDA

FOTO / Photo pg. 276

MOTOR

General Motors/Chevrolet: 24584626 | 24585283 | 24588465 - Lester: 16046 - Valeo: 1206997

EQUIVALENTE / Equivalent

General Motors/Chevrolet: 1608820544

1947

IMPULSOR DE PARTIDA DO MOTOR DE ARRANQUE
STARTER DRIVE / IMPULSOR DE PARTIDA

FOTO / Photo pg. 276

APLICAÇÃO / Application / Aplicación

Ford: Maverick 2700 1993...1996 - Nissan: Cabstar 2500 1987...1992 | D21 1986...1992 - ZEN: Utilizado no Impulsor ZEN 1608

MOTOR

Bosch: 9000331201 | 9000331203 - Hitachi: S2408 | S2410 | S2411 | S13107 | S13118 | S2405B | S2408A | S13107A - Iskra: IS9319 - Lester: 30727 - Nissan: 2330010T02 | 23300Q2403 | 23300Q2404 | 23300Q2405 | 23300Q2406

EQUIVALENTE / Equivalent

Cargo: 133904 - Hitachi: 22403550 - Nissan: 2335410T00

1948

IMPULSOR DE PARTIDA DO MOTOR DE ARRANQUE
STARTER DRIVE / IMPULSOR DE PARTIDA

FOTO / Photo pg. 276

APLICAÇÃO / Application / Aplicación

Caterpillar: 938H - Denso: Motores P8 PLGR 24V 13T - John Deere: Carregadeira 824J, 824K JD 13.5L 29HP Diesel | Carregadeira 844K JD 13.5L 330HP Diesel | Escavadeira 450C LC | Motores Marine - Perkins: Motores Marine C6.6

EQUIVALENTE / Equivalent

Denso: 19050199

1949

IMPULSOR DE PARTIDA DO MOTOR DE ARRANQUE
STARTER DRIVE / IMPULSOR DE PARTIDA

FOTO / Photo pg. 276

APLICAÇÃO / Application / Aplicación

Kia: Picanto

EQUIVALENTE / Equivalent

Vulko: 19629

1950

IMPULSOR DE PARTIDA DO MOTOR DE ARRANQUE
STARTER DRIVE / IMPULSOR DE PARTIDA

FOTO / Photo pg. 276

APLICAÇÃO / Application / Aplicación

Hyundai: i10 1.2, 57kW, 78HP, 1248cc 2008...2015 | i10 1.2, 63kW, 86HP, 1248cc 2011...2015 | i20 1.2, 57kW, 78HP, 1248cc 2008...2015 | i20 1.2, 63kW, 86HP, 1248cc 2012...2015 - Kia: Picanto

MOTOR

Hyundai: 3610003100 - Kia: 3610003200 | 3610003401 - Lester: 30350 - Valeo: 1250902 | 26024242A

EQUIVALENTE / Equivalent

Vulko: 19656

1951

IMPULSOR DE PARTIDA DO MOTOR DE ARRANQUE
STARTER DRIVE / IMPULSOR DE PARTIDA

FOTO / Photo pg. 277

APLICAÇÃO / Application / Aplicación

Hurlimann: Tratores 345 - 355 - 360 - 470 - 480 - 490 - 5110 6130 - 6160 - 358 - 476 - 488T - 496 - 6135 - 6136 - 6160 - 6190 - Lamborghini: Tratores 115 - 135 - 1356 - 1556 - 165 ç 190 - 345 - 573 - 574 - 654 - 674 - 684 - 754 - 774 - 775 - 874 - R613DT - R653F - R714F - Same: Trator Aurora 45 | Tratores Antares 110 - 130 - Steyr Puch: Tratores 288 - 290 - 406 - 50 - 650 ç 658 - 760 - 768 - 988

MOTOR

Iskra: 11130179 | 11130201 | 11130414 | 11130595 | 11130626 | 11130686 | 11130692 | 11130705 | 11130710 | 11130821 | 11130861 | 11130887 | 11130895 | 11131017 | 11131085 | 11131144 | 11131236 - Lester: 17258

EQUIVALENTE / Equivalent

Cargo: 230280 - Iskra: 16901752

1952

IMPULSOR DE PARTIDA DO MOTOR DE ARRANQUE
STARTER DRIVE / IMPULSOR DE PARTIDA

FOTO / Photo pg. 277

APLICAÇÃO / Application / Aplicación

John Deere: Colheitadeira 6610 6076 7.6L Diesel 1992...1995 | Colheitadeira 6810 Cummins NTA-855 14.0L Turbo Diesel 1992...1997 | Colheitadeira 6910 6068HT 6.8L Turbo Diesel 1997...2001 | Colheitadeira 6910 Cummins NTA-855 14.0L Turbo Diesel 1992...1997 | Trator 6505 6068D 6.8L Diesel | Trator 6510 4045T 4.5L Turbo Diesel 1998...2001 | Trator 6510L 4045T 4.5L Turbo Diesel 1998...2001 | Trator 6510S 4045T 4.5L Turbo Diesel 1998...2001 | Trator 6520 4045T 4.5L Turbo Diesel 2002...2005 | Trator 6520 Premium 6068 6.8L Diesel 2001...2006 | Trator 6520L 4045T 4.5L Turbo Diesel 2002...2005 | Trator 6520L 6068HT 6.8L Turbo Diesel 2002...2007 | Trator 6520SE 4045T 4.5L Turbo Diesel 2002...2005 | Trator 6520SE 6068HT 6.8L Turbo Diesel 2002...2007 | Trator 6610 6076 7.6L Diesel 1992...1995 | Trator 6610SE 6068T 6.8L Turbo Diesel 1997...2002 | Trator 6620 6068T 6.8L Turbo Diesel 2002...2005 | Trator 6715 6068T 6.8L Turbo Diesel 2002...2005 | Trator 6820 6068H 6.8L Turbo Diesel 1997...2005 | Trator 6910 6068HT 6.8L Turbo Diesel 1997...2001 | Trator 6910 Cummins NTA-855 14.0L Turbo Diesel 1992...1997 | Trator 6910S 6068T 6.8L Turbo Diesel 1997...2001 | Trator 6920S 6068 6.8L Diesel 2002...2008 | Trator 7220 6068H 6.8L Turbo Diesel 2002...2006 | Trator 7320 6068H 6.8L Turbo Diesel 2002...2006 | Trator 7420 6.8LL 1994...2017 | Trator 7520 6531T 8.7L Turbo Diesel 1994...1998 | Trator 8870 6068T 6.8L Turbo Diesel 1997...2001

MOTOR

Bosch: 0001230002 - John Deere: AL81154 | RE50326 - Lester: 18361

EQUIVALENTE / Equivalent

Bosch: 6033AD0267 | 6033AD3106 - John Deere: RE503358

1957

IMPULSOR DE PARTIDA DO MOTOR DE ARRANQUE
STARTER DRIVE / IMPULSOR DE PARTIDA

FOTO / Photo pg. 277

APLICAÇÃO / Application / Aplicación

Ford: Tratores - Isuzu: Amigo L4 2.3L 2254CC 1989...1993 | Amigo L4 2.6L 2559CC 1989...1989 | Impulse L4 2.0L 1994CC 1985...1989 | Impulse L4 2.3L 2254CC 1988...1989 | Motores Modelo 4ZE1 | Pickup L4 2.3L 2254CC 1986...1995 | Pickup L4 2.6L 2559CC 1988...1989 | Trooper L4 2.3L 2254CC 1986...1987 | Trooper L4 2.6L 2559CC 1988...1990 - Kubota: Trator L2250 | Trator L275 | Trator L2550 | Trator L285 | Trator L295 | Trator L3100 | Trator L3450 | Trator L3650 - New Holland: Tratores

MOTOR

Kubota: 1542563011 | 1550163012 | 1551163011 | 1552163012 | 1961663012 - Nippon: 0280006261 | 0280007740 | 0280008432 | 0280008740 | 0280009031 | 0280009032 | 1280000120 | 1280000130 | 1280000180 | 1280000181 | 1280000280 | 1280000300 | 1280000940 | 1280000950 | 1280001900 | 1280002131 | 1280002140 | 1280002190 | 1280004570 | 1280005080 | 1280005630 | 1280005691 | 1280006990 | 1280007471 | 2280000211

EQUIVALENTE / Equivalent

Cargo: 132864 - Denso: 0283002200 | 0283005490 | 0283005710 | 0283006210 - Honda: 31204657671 - Isuzu: 8941291870 - Kubota: 1552163041 - Nippon: 0283001800 | 0283002200 | 0283005490 | 0283005710 | 0283006210

1958

IMPULSOR DE PARTIDA DO MOTOR DE ARRANQUE
STARTER DRIVE / IMPULSOR DE PARTIDA

FOTO / Photo pg. 277

APLICAÇÃO / Application / Aplicación

Honda: Accord V 2.0 TDI Civic | Civic 2.0 Diesel 1997...2001 | Civic VI 2.0 Aerodeck TDi C | Civic VI Aerodeck 2.0 iD - Land Rover: Freelander 2.0 Diesel 1997...2000
Rover: 200 1.8 Diesel 1991...1995 | 218 D - TD | 25 2.0 Diesel 2000... | 418 D- TD | 420 D - Di | 45 2.0 Diesel 2000... | 620 Sdi | Montego 2.0 D Turbo

MOTOR

Bosch: 0986020310 - Denso: 2280003980 | 2280003981 | 2280004960 | 2280004961 - Honda: 31200P5TG00 - Lucas: LRT105 | LRT00105 - Remy: DRS3798
Rover: GNU4558 | NAD100580 | 77AD100580 - Valeo: VS573 | 458288 | 458607

EQUIVALENTE / Equivalent

Cargo: 233642

1959

IMPULSOR DE PARTIDA DO MOTOR DE ARRANQUE
STARTER DRIVE / IMPULSOR DE PARTIDA

FOTO / Photo pg. 277

APLICAÇÃO / Application / Aplicación

Ssangyong: Korando 2.0 16V Diesel 2011...2012 | New Korando 2.0 16V Diesel 2015

MOTOR

Ssangyong: A6711510201

1963

IMPULSOR DE PARTIDA DO MOTOR DE ARRANQUE
STARTER DRIVE / IMPULSOR DE PARTIDA

FOTO / Photo pg. 277

APLICAÇÃO / Application / Aplicación

Peugeot: 305 | 305 XL

MOTOR

Lester: 30393 - Paris Rhone: D9E57 | D9E98

EQUIVALENTE / Equivalent

Cargo: 132176 - Valeo: 102846

10003

IMPULSOR DE PARTIDA DO MOTOR DE ARRANQUE

STARTER DRIVE / IMPULSOR DE PARTIDA

FOTO / Photo pg. 277

APLICAÇÃO / Application / Aplicación

Buick: Century 3.1 L (189) V6 2001 - Cadillac: Escalade 5.3L (325) V8 2004...2005 - Fiat: Doblo 1.8 16V | Doblo 1.8 8V | Doblo FLEX | Idea 1.8 16V | Idea 1.8 8V | Idea FLEX | Palio 1.8 16V | Palio 1.8 8V | Palio FLEX | Punto 1.8 16V | Punto 1.8 8V | Punto FLEX | Stilo 1.8 16V | Stilo 1.8 8V | Stilo FLEX | Strada 1.8 16V | Strada 1.8 8V | Strada FLEX - General Motors/Chevrolet: Astra 1.8 e 2.0 | Avalanche 5.3L(325) V8 2004...2005 | Blazer 2.2 e 2.4 | Celta | Cobalt | Corsa 1.8 | Envoy 5.3L/5.3L XL (325) V8 2004...2005 | Express Vans 4.8L(291) V8 2004...2005 | Express Vans 5.3L(325) V8 2004...2005 | Impala 3.4L(207) V6 2001 | Lumina (Sedan) 3.1L(189) V6 2001 | Malibu 3.1L(189) V6 2001 | Meriva 1.8 | Montana | Monte Carlo 3.4L(207) V6 2001 | Prisma | S10 2.2 e 2.4 | Savana Vans 4.8L (291) V8 2004...2005 | Savana Vans 5.3L/5.3L XL (325) V8 2004...2005 | Sierra Pick Up 4.8L (291) V8 2004...2005 | Sierra Pick Up 5.3L/5.3L XL (325) V8 2004...2005 | Silverado Pick Up 4.8L(291) V8 2004...2005 | Silverado Pick Up 5.3L(325) V8 2004...2005 | Spin | SSR Sport Truck 5.3L (325) V8 2004...2005 | Suburban 5.3L(325) V8 2004...2005 | Tahoe 4.8L(291) V8 2004...2005 | Tahoe 5.3L(325) V8 2004...2005 | Trailblazer 5.3L(325) V8 2004...2005 | Vectra 2.2 | Venture 3.4L(207) V6 2001 | Yukon 4.8L (291) V8 2004...2005 | Yukon 5.3L/5.3L XL (325) V8 2004...2005 | Zafira 2.0 - Isuzu: Ascender 5.3L (325) V8 2004 - Oldsmobile: Alero 3.4L (207) V6 2001 | Silhouette 3.4L (207) V6 2001 - Opel: Astra G 2.2 16V | Signum 2.2 | Speedster 2.2 | Vectra B 2.2 16V | Vectra C 2.2 16V | Zafira 2.2 16V - Pontiac: Aztec 3.4L (207) V6 2001 | Grand AM 3.4L (207) V6 2001 | Grand Prix 3.1L (189) V6 2001 | Montana 3.4L (207) V6 2001 - Saab: 9.7 5.3L (325) V8 2005 - Saturn: 2004-01 - ZEN: Utiliza Planetária 12720

MOTOR

General Motors/Chevrolet: 93297652 | 93297653 | 93303527 | 93304772 | 93327502 | 93374341 | 93374342 | 93384398 - Remy: 8000006 | 8000048 | 8000090 | 8000158 | 8000159 | 8000180 | 8000188 | 8000287 | 9000890 | 9000891 | 9000893 | 9000902 | 9000932 | 9000934 | 9000944 | 9000952 | 9000967 | 9000978 | 9000981 | 10452345

EQUIVALENTE / Equivalent

Lester: 6471 | 6491 | 6493 | 6494 - Remy: 8000045 | 8000058 | 9000856 | 9000868 | 9000876 | 9000881 | 9000896 | 9000901 | 9000933 | 9000939 | 9000948 | 9000977 | 10452348 | 10455504 | 10501804 | 10504515 | 10521484 | 89017523

0032PINHÃO
PINION / PIÑON

FOTO / Photo pg. 278

APLICAÇÃO / Application / Aplicación

Ford: Campana C/R | F600 Gasolina - Willys: Linha Willys 1952...1961

MOTOR

Ford: 2900550 | 2900557 | 2900726 | 2900804 | B5C11002A - Remy: 1107213 | 1107258 | 1107261 | 1107322 | 1107741 | 1107788 | 1107881 | 1107928 | 1108014 | 1108032 | 1108047 | 1108048 | 1108052 | 1108056 | 1108061 | 1108062 | 1108063 | 1108064 | 1108065 | 1108066 | 1108071 | 1108081 | 1108113 | 1108152 | 1108163 | 1108166 | 1108168 | 1108169 | 1108170 | 1108171 | 1108182 | 1108235 | 1108258 | 1109388 | 1109395 | 1109462 | 1109479

EQUIVALENTE / Equivalent

Chrysler: FO1907 - Ford: 2900761 | FAA11350A | FAU11350A | ICM11350A | ICM11350B | ICM11350C | C1AF11350A | C1AZ11350A - Lucas Indiel: 223145 - Remy: 1883768 | 1922419 | 1923288 | 1933214 | 1938976 | 1939178 | 1950398 | 1954437 | 1958842 | 1961372

0035PINHÃO
PINION / PIÑON

FOTO / Photo pg. 278

APLICAÇÃO / Application / Aplicación

Fiat Allis: 673 MWM Diesel | 805C MWM - Lancia: Beta Z50 | Esadelta B | Esagamma | Esatu - Mercedes Benz: OM321 | OM324 | OM326 - Volvo: DR860 | DR860T | LM1240 | LM840 | S950 | SM868 | T800 | T814 | VHK116 | VHK118 | VHK310

MOTOR

Bosch: 0001400152 | 0001401007 | 0001401025 | 0001401041 | 0001401049 | 0001401050 | 0001401051 | 0001401052 | 0001401061 | 0001401066 | 0001401074 | 0001402008 | 0001402050 | 0001402054 | 0001402055 | 0001402058 | 0001402059 | 0001402060 | 0001402061 | 0001402071 | 0001402075 | 0001402080 | 0001402081 | 0001402083 | 0001501001 | 0001501038 | 9967600004 - Efel: 22202 - Fiat: 587624 | 4127580 | 8961386 | 8962211 | 8962232 - Iskra: 10130121 | 10130123 | 11130005 | 11130009 | 11130104 | 11130115 | 11130148 - Magneti Marelli: 63211627 | 63211665 | 63211669 | 63213127 | 63213812 | 63214349 | 63214371 | 63216225 | 63216325

EQUIVALENTE / Equivalent

Bosch: 2006380010 | 2006380410 | 2006380418 | 2006381410 - Fiat: 8122125 | 9004794 | 9923779 - Iskra: 18100098 - Italacciai: SP201 - Lester: 16369 | 17108 | 18039 - Lucas Indiel: 223104

0036PINHÃO
PINION / PIÑON

FOTO / Photo pg. 278

APLICAÇÃO / Application / Aplicación

Alfa Romeo: 400 | 450 - Caterpillar: Motoniveladora 12E ...01/1973 - Fiat: Caminhão FNM D9500 - KHD: D8005 | M90D7FL | M90D7L - Lancia: Esadelta | Esaro 3RO | Esatu - Scania: DS11 R82A marítimo com turbo compressor Holset 4 LE | Motor D11 marítimo ED 1966 | Motor D11 R81 marítimo ED 1966...1970 | Motor DS11 R82A | Ônibus B115 ... 04/1975 | Ônibus BR110 ... 04/1975 | Ônibus BR115S ... 04/1975

MOTOR

Bosch: 0001401002 | 0001401044 | 0001401045 | 0001401046 | 0001402002 | 0001402051 | 0001402052 | 0001402053 | 0001402057 | 0001501003 | 0001501020 | 0001501032 | 9000085004 | 9967600005 - Femsas: MTH241 | MTH242 | MTH244 - Iskra: 11130158

EQUIVALENTE / Equivalent

Bosch: 2006380558 | 2006381558 - Femsas: 3550 - Fiat: 9008738 - Iskra: 18100021 - Italacciai: SP205 - Lucas Indiel: 223105 - Volkswagen: 2431807

0078PINHÃO
PINION / PIÑON

FOTO / Photo pg. 278

APLICAÇÃO / Application / Aplicación

Fiat: 180 | 210 - Massey Ferguson: 44 | 55 | 55C | 600 | 66 | 66C | 700C | 77C | C44 | D66

MOTOR

Bosch: 0001410026 | 0001410027 | 0001410035 | 0001410047 | 0001410094 | 0001415007 | 0001416004

EQUIVALENTE / Equivalent

Bosch: 2006382154 | 2006383154

0087

PINHÃO
PINION / PIÑON

FOTO / Photo pg. 278

APLICAÇÃO / Application / Aplicación

ABG: Jumbo 140 - Aifo: M32S | M42S | M52S - Asia Motors: PR425 - Case: Pá Carregadeira com motor Scania | Trator 2470 | Trator 4490 | Trator W36 - Daf: 95310 | 95330 | 95350 | 95360 | 95380 | 95400 | 95430 - Falr: M1620H - Fiat: 13.304F | 159 | 190 F20-190 (Unic V 85 S) | 190PAC20 | 260 | 260 (Unic V 85 S) | 26304DFS | 30.304DFSA | Caminhão 130NC | Caminhão 150NC | Caminhão 190 | NC20-170 | NR | NT20 - Fiat Allis: Trator de Esteiras AD14 com motor Scania
Fiat Iveco: 130.20 | 150.20 | 159.20 | 170.20 | 190.20 - Ford: Caminhão Cargo 1317 | Caminhão Cargo 1320 | Caminhão Cargo 1517 | Caminhão Cargo 1520 | Caminhão Cargo 1617 | Caminhão Cargo 1620 | Caminhão Cargo 2220 | Caminhão Cargo 2420 | Caminhão Cargo 2817 | Caminhão Cargo 3020 | Caminhão Cargo 3220 - KHD: DL1300 | F6L413 | F8L413 | L | M150E10 | M150L10 | M170D | M200L | M232D | R | S | SH | TL | TR - Massey Ferguson: Trator MF4780 (SSB-DN11) | Trator MF4780 com motor Scania DN11 - Mercedes Benz: Caminhão MB856 | Caminhão MB858 | Caminhão MB866 | Caminhão MB868 - Pegaso: 1228T | 1231 | 1236 | 1331 | 1431 | 2331 | 2431K | 3560 | 5023 | 5024 | 5036 | 6038 | 6420 | 6424 - Scania: Caminhão 140 | Caminhão 140 Super | Caminhão 141 Super | Caminhão 145 | Caminhão BR145 | Caminhão CR145L | Caminhão CR145T | Caminhão CR145X | Caminhão DSI14 | Caminhão L101 | Caminhão L142 | Caminhão LK140 | Caminhão LK141 | Caminhão LK142 | Caminhão LKS140 | Caminhão LKS141 | Caminhão LKS142 | Caminhão R142 | Caminhão R142-410 | Caminhão T142 | Caminhão T142-410 | Chassi p/ ônibus K112, S112 | Ônibus BR115 05/1975... | Ônibus BR115S 05/1975... | Ônibus BR116 05/1975... | Ônibus BR116S 05/1975... | Valmet: 110KVA | 115KVA | 125KVA | 150KVA (V1308) - Volvo: Caminhão 59 | Caminhão B10M | Caminhão B58 | Caminhão F10 | Caminhão F88 | Caminhão FB88 | Caminhão G88.T | Caminhão N | Caminhão N10 | Caminhão N12 | Caminhão NB88TS | Caminhão NL10210 | Caminhão NL10340 | Caminhão NL12400 | Caminhão R | Caminhão T | Chassi p/ ônibus B10M | Chassi p/ ônibus B58E

MOTOR

Bosch: 0000084013 | 0001410019 | 0001410032 | 0001410034 | 0001410037 | 0001410044 | 0001410046 | 0001410050 | 0001410062 | 0001410063 | 0001410069 | 0001410074 | 0001410077 | 0001410087 | 0001410098 | 0001410102 | 0001410106 | 0001410111 | 0001410115 | 0001411005 | 0001411010 | 0001411012 | 0001411013 | 0001411015 | 0001411016 | 0001411036 | 0001413018 | 0001414008 | 0001414019 | 0001415008 | 0001415009 | 0001415011 | 0001415013 | 0001415017 | 0001416003 | 0001416005 | 0001416006 | 0001416007 | 0001416008 | 0001416009 | 0001416011 | 0001416012 | 0001416030 | 0001416031 | 0001416032 | 0001416033 | 0001416034 | 0001416035 | 0001416036 | 0001416039 | 0001416048 | 0001416049 | 0001416050 | 0001416053 | 0001416058 | 0001416062 | 0001416067 | 0001416068 | 0001416069 | 0001416070 | 0001416071 | 0001416075 | 0001416076 | 0001417002 | 0001417016 | 0001417022 | 0001417023 | 0001417024 | 0001417033 | 0001417035 | 0001417042 | 0001417043 | 0001417044 | 0001417045 | 0001417047 | 0001417048 | 0001417054 | 0001417055 | 0001417056 | 0001417060 | 0001417066 | 0001417068 | 0001417071 | 0001417072 | 0001418010 | 9000084010 | 9000084011 | 9000084012 | 9000084013 | 9000084014 | 9000084017 | 9000084018 | 9000084019 | 9000084021 - Fiat: 61227993 - Italcacciai: 1410032 - Pegaso: 6100S

EQUIVALENTE / Equivalent

Bosch: 2006382018 | 2006382019 | 2006382152 | 2006382156 | 2006382172 - Cargo: 130418 - Efel: 10779 - Fiat: 8122126 | 9004229 | 9984246 - Iskra: 15100152
Italcacciai: SP208 - Lester: 17094 | 18117 | 18220 | 18222 | 18253 - Lucas: TMB156 - Lucas Indiel: 222421 | 223204

0088

PINHÃO
PINION / PIÑON

FOTO / Photo pg. 278

APLICAÇÃO / Application / Aplicación

Asia Motors: Compressor AX430 - Case: Pá Carregadeira W36 com motor Cummins - Caterpillar: Cat D300 | Moto Scraper 631E | Trator de Esteiras D8L e 631E
Cummins: Motor 250 Super | Motor N | Motor N855 | Motor NT | Motor NTA | Motor NTTA855 - Komatsu: Trator de Esteiras D60A com motor Cummins N855 | Trator de Esteiras D60E com motor Cummins N855 | Trator de Esteiras D60F com motor Cummins N855 | Trator de Esteiras D65 com motor Cummins N855 | Trator de Esteiras D65A com motor Cummins N855 - Mafersa: Trator M série M 240 Cummins 6CTA 8.3 09/1991...

MOTOR

Bosch: 0001411007 | 9000084008 | 9000084020 | 9000084022 | 9000084023

EQUIVALENTE / Equivalent

Bosch: 2006382168 - Lucas Indiel: 223181

0089

PINHÃO
PINION / PIÑON

FOTO / Photo pg. 278

APLICAÇÃO / Application / Aplicación

Case: Pá Carregadeira W36B turbo - Caterpillar: Motoniveladora 120B | Motoniveladora 140B (3306) | Motores geradores 3304T | Motores geradores 3306T | Pá Carregadeira 930 | Pá Carregadeira 966 | Trator de Esteiras D4E | Trator de Esteiras D6D - Cummins: Chassi p/ ônibus RC210 | Chassi p/ ônibus UC210 | Motor 6C 8.3 lts | Motor 6CT 8.3 lts | Motor 6CTA 8.3 lts - Komatsu: Esteira D60F com motor Cummins N855C 1993... | Esteira D65E com motor Cummins N855C 1993... | Esteira D73E com motor Cummins N855C 1993... | Esteiras D60E com motor Cummins N855C 1993... | Trator WA 180 Cummins 6BT 5.9 02/1997... - Mafersa: Trator M série M 210 Cummins 6CTA 8.3 09/1991... - Volkswagen: Caminhão VW14.170 | Caminhão VW14.210 | Caminhão VW16.170 | Caminhão VW16.210 - Volvo: FH12 1993 | FH12 1995 | FL7 1991 | FM12 1998 | FS7 1994...1996

MOTOR

Bosch: 0001416061 | 0001417065 | 0001417075 | 9000084007 | 9000084009 | 9000084024 | 9000084026

EQUIVALENTE / Equivalent

Bosch: 2006382190 | 9001084064 - Lucas Indiel: 222422

0170

PINHÃO
PINION / PIÑON

FOTO / Photo pg. 278

APLICAÇÃO / Application / Aplicación

Austin: 1100 | Allegro | Maxi | Mini - Bedford: CF | Chevanne | Ha Van - Hillman: Avenger | Hunter - Innocenti: Mini | Regent - MG Car: 1300 | Midget - Morris: Marina | Oxford - Triumph: Dolomite | Spitfire | Toledo - Vauxhall: Victor

MOTOR

Italacciai: MTJ01201 - Lucas Indiel: 25147DM35

EQUIVALENTE / Equivalent

Bosch: 9001336211 - Femsa: 148981 - Italacciai: SD300 - Lester: 16121 | 16122 | 16167 | 16168 | 16188 - Lucas: TLB112 | 54252212

0171

PINHÃO
PINION / PIÑON

FOTO / Photo pg. 278

APLICAÇÃO / Application / Aplicación

Austin: 1100 | Allegro | Maxi | Mini - Bedford: CF | Chevanne | Ha Van - Hillman: Avenger | Hunter - Innocenti: Mini | Regent - MG Car: 1300 | Midget - Morris: Marina | Oxford - Triumph: Dolomite | Spitfire | Toledo - Vauxhall: Victor

MOTOR

Lucas Indiel: 25147DM35

EQUIVALENTE / Equivalent

Lucas: 250698

0218

PINHÃO
PINION / PIÑON

FOTO / Photo pg. 278

APLICAÇÃO / Application / Aplicación

Mercedes Benz: 1319 | 1320 | 1418 | 1419 | 1420 | 1425 | 1425 S | 1517 | 1518 | 1519 | 1520 | 1524 | 1525 | 1622 | 1924 | 1929 | 1932 | 1933 | 1934 | 2019 | 2025 S | 2028 LS | 2219 | 2220 | 2222 | 2225B | 2228 | 2233 | 2236 | 2238 | 2624A | 2628 | 2628A | 2628B | 2633 | 2636 | 2638 | 3025 B | 3028 K | 3250A | 3328 | 3328B | 3333 | 3336 | 3336A | 3850A | Chassi p/ Ônibus 1420 | Chassi p/ Ônibus 1517 | Chassi p/ Ônibus 1518 | Chassi p/ Ônibus O364 | Chassi p/ Ônibus O370 | Chassi p/ Ônibus O371 | Chassi p/ Ônibus O371UP | Chassi p/ Ônibus OH1419 | Motor Estacionário, gerador, industrial e marítimo O370 OM355-5, 6, 6A, 6LA | Motor Estacionário, gerador, industrial e marítimo OM352 | Motor Estacionário, gerador, industrial e marítimo OM352A | Motor Estacionário, gerador, industrial e marítimo O371 OM355-5A, 6A, 6LA | Motor Estacionário, gerador, industrial e marítimo O371UP OM355-5 | Motor Estacionário, gerador, industrial e marítimo OM314 | O 303 | O 305 | O 305G | O 307 | O 345, O 345G | O 355 | O 364 | O 365 | O 370 | O 370RS | O 370RSD | O 371R | O 371RS | O 371RSD | O370R - MWM: Motor marítimo D232 V6/V8 1970 ED e V12 T/TD 1970 ED 12 e 24 OM232 V | Motor marítimo TD232 V6/V8 1970 ED e V12 T/TD 1970 ED 12 e 24 OM232 V

MOTOR

Bosch: 0001410015 | 0001410016 | 0001410021 | 0001410022 | 0001410029 | 0001410041 | 0001410043 | 0001410052 | 0001410058 | 0001410078 | 0001410083 | 0001410088 | 0001410089 | 0001410090 | 0001411009 | 0001411014 | 0001413001 | 0001413004 | 0001413006 | 0001413010 | 0001414003 | 0001414009 | 0001414010 | 0001414011 | 0001414015 | 0001414018 | 0001414022 | 0001415001 | 0001415002 | 0001415006 | 0001415010 | 0001415027 | 0001416002 | 0001416013 | 0001416017 | 0001416022 | 0001416023 | 0001416024 | 0001416026 | 0001416028 | 0001417001 | 0001417028 | 0001417036 | 9000084016

EQUIVALENTE / Equivalent

Bosch: 2006382020 | 2006382150 | 2006382176 | 2006383150 - Cargo: 130419 - Fiat: 8122127 | 8122128 - Italacciai: SP211 - Lester: 17108 | 18113 | 18221 | 18225 | 18257 - Lucas: TMB150 - Lucas Indiel: 222419

0280

PINHÃO
PINION / PIÑON

FOTO / Photo pg. 278

APLICAÇÃO / Application / Aplicación

Ford: Capri 1.3 e 1.6 | Fiesta 1.0, 1.1 | Van

MOTOR

Italacciai: 25142A - Lucas Indiel: 25276AM35 | 25345AM35 | 25142AHM35 | 25148AJM35

EQUIVALENTE / Equivalent

Italacciai: SD197 - Lester: 16169 - Lucas: TLB111 | 54240293 | 54240294 | 54240295 | 54242330 | 54252215 | 54261658 | 60251022

0380

PINHÃO
PINION / PIÑON

FOTO / Photo pg. 278

APLICAÇÃO / Application / Aplicación

Austin: Allegro | Maxi | Mini - Bedford: Ha Van - Ford: Escort Van | Fiesta Van - Lotus: Seven - TVR: Vixen 1300

MOTOR

Italacciai: 25148A - Lucas Indiel: 25276AM35 | 25345AM35 | 25142AHM35 | 25148AJM35

EQUIVALENTE / Equivalent

Italacciai: SD197 - Lester: 16169 - Lucas: TLB111 | 54240293 | 54240294 | 54240295 | 54242330 | 54252215 | 54261658 | 60251022

1111PINHÃO
PINION / PIÑON

FOTO / Photo pg. 278

APLICAÇÃO / Application / Aplicación

Kaeble: Especial/Special - Man: Caminhão - Mercedes Benz: Especial/Special - MWM: Especial/Special

MOTOR

Bosch: 0001510020 | 0001510025 | 0001510031 | 0001510032 | 0001510037 | 0001510038 | 0001510041

EQUIVALENTE / Equivalent

Bosch: 2006382060 - Mercedes Benz: 0001516513 | A0001516513

1181PINHÃO
PINION / PIÑON

FOTO / Photo pg. 278

APLICAÇÃO / Application / Aplicación

Daf: F2800 | F3200

MOTOR

Bosch: 0001410067 | 0001410068 | 0001410116 | 0001415020

EQUIVALENTE / Equivalent

Bosch: 2006382174 | 2006383160

1216PINHÃO
PINION / PIÑON

FOTO / Photo pg. 278

APLICAÇÃO / Application / Aplicación

Willys: Linha Willys

MOTOR

Ford: FAJ11001B | FAN11001A | FAP11001A | FAS11001A - Remy: 1107037 | 1107056 | 1107074 | 1107084 | 1107087 | 1107088 | 1107089 | 1107092 | 1107095 | 1107115 | 1107116 | 1107125 | 1107126 | 1107134 | 1107139 | 1107141 | 1107149 | 1107158 | 1107173 | 1107196 | 1107198 | 1107217 | 1107235 | 1107253 | 1107605 | 1107654 | 1107658 | 1107659 | 1107695 | 1107728 | 1107745 | 1107746 | 1107747 | 1107755 | 1107762 | 1107787 | 1107830 | 1107927 | 1107943 | 1107954 | 1107977 | 1108008 | 1108015 | 1108021 | 1108029 | 1108037 | 1108057 | 1108068 | 1108077 | 1108078 | 1108106 | 1108112 | 1108126 | 1108131 | 1108149 | 1108150 | 1108186 | 1109384 | 1109450 | 1109457 | 1109458 | 1109468 | 1109654 | 1109671

EQUIVALENTE / Equivalent

Chrysler: 3837936 | 3837986 - Ford: BRNN11350 | FAB11350A | FAC11350A | FAD11350A | FAV11350A - Remy: D2010 | D2012 | D2023 | 1878079 | 1881636 | 1887463 | 1904170 | 1909204 | 1912766 | 1913587 | 1913589 | 1918219 | 1922266 | 1925079 | 1925285 | 1925871 | 1938637 | 1952832 | 1958621 | 1964293 | 1971147

9028PINHÃO
PINION / PIÑON

FOTO / Photo pg. 278

APLICAÇÃO / Application / Aplicación

Caterpillar: Máquinas com motor D330C | Máquinas com motor D333C | Máquinas com motor D334C | Máquinas com motor D336C | Máquinas com motor D344C - ZEN: Utilizado no Impulsor ZEN 0097

MOTOR

Ford: C8ZF11000C | D3OZ11002A | D4TZ11002E | D3TF11000CA | D3TF11001CA - Remy: 1109624 | 1109628 | 1109637 | 1109638 | 1109998 | 1113353 | 1113366 | 1113371 | 1113378 | 1113386 | 1113393 | 1113407 | 1113472 | 1113477 | 1113628 | 1113631 | 1113670 | 1113827 | 1113848 | 1113853 | 1113891 | 1113904 | 1113928 | 1113934 | 1113943

9074PINHÃO
PINION / PIÑON

FOTO / Photo pg. 279

APLICAÇÃO / Application / Aplicación

Caterpillar: Máquinas equipadas com motor D311 | Máquinas equipadas com motor D320 | Máquinas equipadas com motor D330 | Máquinas equipadas com motor D333 | Máquinas equipadas com motor D342 | Máquinas equipadas com motor D343 - Cummins: Motor Cummins 42 MT 12/14V - John Deere: John Deere 42 MT Massey Ferguson: Massey Ferguson - ZEN: Utilizado no Impulsor ZEN 0110

MOTOR

Caterpillar: 7M8651 - Chrysler: 15056 | 15113 - Ford: C3TF11000A | C3TZ11001A | C4TF11000A | C4TZ11002A | C5TZ11002C | C6TF11001A | C9HZ11000C | D3TF11000A - Leece Neville: CATF11000A | CATZ110024 - Remy: 1109625 | 1109627 | 1109631 | 1109636 | 1109642 | 1109643 | 1109649 | 1109755 | 1109759 | 1113475 | 1113519 | 1113643 | 1113645 | 1113832 | 1113884 | 1113952 | 1113955 | 1113956 | 1113957 | 1113958 | 1113965 | 1113966 | 1113968 | 1113970 | 1113971 | 1113972 | 1113973 | 1113974 | 1113975 | 1113977 | 1113978 | 1113979 | 1113981 | 1113983 | 1113986 | 1113994 | 1113995 | 1113997 | 1114066 | 1114092 | 1114140 | 1114143 | 1114145 | 1114148 | 1114150 | 1114197 | 10478802 | 10478813 | 10478824 | 10478829 | 10478894 | 10478911 | 10478986 | 10478998

9186PINHÃO
PINION / PIÑON

FOTO / Photo pg. 279

APLICAÇÃO / Application / Aplicación

Honda: Civic 1.3 - 1.4 - 1.5 - 1.6 | Concerto 1.3 - 1.4 - 1.5 (16v) | Shuttle 1.5 - 1.6 - Kubota: Tratores - Toyota: 2S - 2Y - 3Y - 4Y | Camry 1.8 - 2.0 | Carina II 1.8 - 2.0 | Corolla 1.8 - 2.0 | MR2 - ZEN: Utilizado no Impulsor ZEN 0947 e ZEN 0818

9186PINHÃO
PINION / PIÑON

FOTO / Photo pg. 279

MOTOR

Honda: DRK1E | 31200657671 | 31200675671 | 31200689661 | 31200689662 | 31200PA0671 | 31200PB2016 | 31200PC2004 | 31200PC2661 | 31200PC2662 | 31200PC2671 | 31200PC2672 | 31200PC6661 | 31200PD2661 | 31200PE0661 | 31200PE1671 | 31200PG6911 | 31200PM3003 | 31200PV2662 | 31200PV2671

Nippondenso: 128000721 | 128005080 | 128007210 | 280001661 | 280002911 | 280004020 | 280004021 | 280004044 | 280004240 | 280004241 | 280004242 | 280004243 | 280004250 | 280004251 | 280004252 | 280004253 | 280004320 | 280004321 | 280004322 | 280004323 | 280004340 | 280004341 | 280004342 | 280004343 | 280004450 | 280004510 | 280004512 | 280004540 | 280004550 | 280004900 | 280004940 | 280004951 | 280005100 | 280005820 | 280005821 | 280005822 | 280005900 | 280005910 | 280005912 | 280006000 | 280006001 | 280006030 | 280006040 | 280006140 | 280006360 | 280006361 | 280006362 | 280006620 | 280006701 | 280006710 | 280006711 | 280007190 | 280007191 | 280007320 | 280007321 | 280007380 | 280007390 | 280007391 | 280007392 | 280007550 | 280007560 | 280007620 | 280007700 | 280007990 | 280008000 | 280008050 | 280008060 | 280008080 | 280008180 | 280008220 | 280008380 | 280008620 | 280008670 | 280009070 | 280009120 | 280009121 | 280009260 | 280009270 | 280009320 | 280009321 | 280009340 | 280009380 | 280009720 | 280009730 | 280009860 | 1280000120 | 1280000130 | 1280000280 | 1280000300 | 1280000400 | 1280000590 | 1280000620 | 1280000622 | 1280001240 | 1280001250 | 1280001350 | 1280001370 | 1280001440 | 1280001900 | 1280002040 | 1280002060 | 1280002180 | 1280002190 | 1280002590 | 1280003350 | 1280004420 | 1280005080 | 1280005340 | 1280005561 | 1280005571 | 1280005580 | 1280005581 | 1280005630 | 1280005691 | 1280005700 | 1280005780 | 1280007210 | 1280008200 | 1280008210 | 1280008500 | 1280009950 - Toyota: 2810010040 | 2810013010 | 2810015020 | 2810015040 | 2810015070 | 2810015130 | 2810015180 | 2810016020 | 2810016080 | 2810020550 | 2810020551 | 2810020552 | 2810026043 | 2810026053 | 2810026061 | 2810026063 | 2810026070 | 2810026100 | 2810026110 | 2810026120 | 2810027050 | 2810034044 | 2810034052 | 2810034060 | 2810034080 | 2810041060 | 2810045030 | 2810045031 | 2810045032 | 2810060070 | 2810063020 | 2810063050 | 2810072010 | 2810072020 | 2810072090

EQUIVALENTE / Equivalent

Honda: 31213671671 | 31221657004 - Lester: 16248 | 16586 | 16600 | 16760 | 16761 | 16905 | 16906 | 17027 | 17028 | 17101 | 17118 | 17254 | 17345 | 17365 | 17374 | 17378 | 17606 - Nippondenso: 0280993088 | 0280993090 | 0283001603 - Toyota: 2801126041 | 2801126042 - Unipoint: SD5201

9260PINHÃO
PINION / PIÑON

FOTO / Photo pg. 279

APLICAÇÃO / Application / Aplicación

John Deere: John Deere Excavator - Massey Ferguson: MF-1205 1993...1996 | MF-1220 Isekinouki 3-69 Diesel 1993...1999 | MF-1230 1993...2000 | MF-1235 1997...2000

MOTOR

Isuzu: 5811000860 | 5811001550 | 5811001660 | 5811001661 | 5811001830 | 8941233870 | 8941337583 | 8941492490 | 8941702050 | 8944127301 - Nippondenso: 128000830 | 280005060 | 280006440 | 280007000 | 280007790 | 280007791 | 1280000020 | 1280000830 | 1280000831 | 1280000960 | 1280001100 | 1280002881 | 1280004390

EQUIVALENTE / Equivalent

Isuzu: 5811240030 | 5811240060 - Lester: 16739 | 17303 | 17381 - Nippondenso: 0280993400 | 0283001841

9301PINHÃO
PINION / PIÑON

FOTO / Photo pg. 279

APLICAÇÃO / Application / Aplicación

Toyota: 2B, 3B - ZEN: Utilizado no Impulsor ZEN 1827

MOTOR

Nippondenso: 280005490 | 280005580 | 280005581 | 280005593 | 280005850 | 280005860 | 280006200 | 280006290 | 280006340 | 280006560 | 280006561 | 280006640 | 280006880 | 280007240 | 280007810 | 280008070 | 280009770 | 1280004100 | 1280005090 | 1280005300 | 1280007750 - Toyota: 2810022060 | 2810042800 | 2810054010 | 2810054061 | 2810054090 | 2810047090C

EQUIVALENTE / Equivalent

Lester: 16830 | 16881 | 18151 | 18190 - Nippondenso: 0280993310 | 0283002011 - Toyota: 2801154010

9302PINHÃO
PINION / PIÑON

FOTO / Photo pg. 279

APLICAÇÃO / Application / Aplicación

Case: Tratores - Cummins: Especial/Special - Dodge: Especial/Special - ZEN: Utilizado no Impulsor ZEN 1829

MOTOR

Nippondenso: 280005880 | 1280000210 | 1280000540 | 1280002270 | 1280002480 | 1280003120 | 1280004220 | 1280004910 | 1280009500 | 2280000620

EQUIVALENTE / Equivalent

Lester: 16658 | 16990 | 17215 | 17390 | 17394 | 17548 | 17600 - Nippondenso: 0280993230

9307

PINHÃO
PINION / PIÑON

FOTO / Photo pg. 279

APLICAÇÃO / Application / Aplicación

Chrysler: E Class 4 Cil 2.6L 2555cc 156cid 1983...1984 | Executive Limousine 4 Cil 2.6L 2555cc 156cid 1985 | Executive Sedan 4 Cil 2.6L 2555cc 156cid 1983...1984 | LeBaron 4 Cil 2.6L 2555cc 156cid 1982...1985 | New Yorker 4 Cil 2.6L 2555cc 156cid 1983...1985 | Town E Country 4 Cil 2.6L 2555cc 156cid 1982...1983 | Town E Country 4 Cil 2.6L 2555cc 156cid 1985 - Dodge: 400 4 Cil 2.6L 2555cc 156cid 1982...1983 | 600 4 Cil 2.6L 2555cc 156cid 1983...1985 | Aries 4 Cil 2.6L 2555cc 156cid 1981...1985 | Caravan 4 Cil 2.6L 2555cc 156cid 1984...1987 | Mini Ram 4 Cil 2.6L 2555cc 156cid VIN G 1984...1987 | Royal Mini Ram 4 Cil 2.6L 2555cc 156cid 1984...1987 - Plymouth: Caravelle 4 Cil 2.6L 2555cc 156cid 1983...1985 | Reliant 4 Cil 2.6L 2555cc 156cid 1981...1985 | Voyager 4 Cil 2.6L 2555cc 156cid 1984...1987 - ZEN: Utilizado no Impulsor ZEN 0750

EQUIVALENTE / Equivalent

Lester: 16676 | 17007 | 17020 | 17083 | 17091 | 17129 | 17197 | 17216 | 17363 | 17368 | 17579 | 18154 - Nippondenso: 0280993380 | 0280996260 | 0280996300

9349

PINHÃO
PINION / PIÑON

FOTO / Photo pg. 279

APLICAÇÃO / Application / Aplicación

ZEN: Utiliza no Impulsor ZEN 0816

MOTOR

Nippondenso: 128005670 | 280005000 | 280007730 | 1280004960 | 1280005270 | 1280005280 | 1280005670 | 1280006320

EQUIVALENTE / Equivalent

Chrysler: 5233966 - Lester: 17084 | 17466 | 17485 - Nippondenso: 0280996310 | 0283001811 | 0283006190

9350

PINHÃO
PINION / PIÑON

FOTO / Photo pg. 279

APLICAÇÃO / Application / Aplicación

Honda: Accord | Civic | Prelude

MOTOR

Honda: 31200PC2663 | 31200PC2681 | 31200PC6663 | 31200PD2662 | 31200PD2663 | 31200PD2664 | 31200PE0664 | 31200PE0665 | 31200PE1673 | 31200PE1674 | 31200PG6914 | 31200PH3953 | 31200PK2006 | 31200PK2026 | 31200PK2953 | 31200PK2955 | 31200PM1005 | 31200PM3005 | 31200PT0900

EQUIVALENTE / Equivalent

Honda: 31204PC016 | 31204PC2016 | 31204PD1003 | 31204PD1013 | 31204PH3006 | 31204PJ7903 - Lester: 16845 | 16901 | 16902 | 16914 | 16960 | 17160 | 17491

9402

PINHÃO
PINION / PIÑON

FOTO / Photo pg. 279

APLICAÇÃO / Application / Aplicación

Bluebird Bus: Bluebird - Caterpillar: 2.5kW/12 Volt - ZEN: Utilizado no Impulsor ZEN 1831

MOTOR

Nippondenso: 280006780 | 1280001060 | 1280001780 | 1280002250 | 1280002251 | 1280002560 | 1280003030 | 1280004080 | 1280004090 | 1280004970 | 1280005370 | 1280005600 | 1280005620 | 1280005621 | 1280007040 | 1280008290 | 1280009610 | 2280000020

EQUIVALENTE / Equivalent

Lester: 16981 | 17348 | 17380 | 17385 | 17388 | 17391 | 17393 | 17399 | 17458 | 17609 | 17611 | 17613 | 17614 - Nippondenso: 0280993270 | 0283003690 | 0283005450

9403

PINHÃO
PINION / PIÑON

FOTO / Photo pg. 279

APLICAÇÃO / Application / Aplicación

Kubota: Tratores

MOTOR

Nippondenso: 280005000 | 280007730

EQUIVALENTE / Equivalent

Lester: 16651 | 17359 - Nippondenso: 0280993210

9426

PINHÃO
PINION / PIÑON

FOTO / Photo pg. 279

APLICAÇÃO / Application / Aplicación

Caterpillar: Máquinas - Clark: Empilhadeiras - Ford: Tratores - Ishikawajima: Especial/Special - Nissan: Forklift

MOTOR

Mitsubishi: M2T52881 | MM115518

EQUIVALENTE / Equivalent

Lester: 17110 | 17244 - Mitsubishi: MM502529 | M605X23471 | M605X25771 | M605X32471 - Nissan: 23357W1011

9459PINHÃO
PINION / PIÑON

FOTO / Photo pg. 279

APLICAÇÃO / Application / Aplicación

Bobcat: 1075 John Deere 4-276 Dsl 1975...1981 | 1080 John Deere 4-276 Dsl 1979...1982 | 1080B John Deere 4-276 Dsl 1983...1985 | 975 J. Deere 4-276 Dsl 1974...1990
Clark: 1075 John Deere 4276 1975...1981 | 1080 J. Deere 4276 1982...1985 | 975 J. Deere 4276 1974...1990 - John Deere: 4039DFM 4cil, 239ci, 3.9L | 4045DFM50 4cil, 276ci, 4.5L | 4045DFM70 4 cil, 276ci, 4.5L 2004...2007 | 4045TFM 4cil, 276ci, 4.5L | 4045TFM50 4cil, 276ci, 4.5L | 4045TFM75 4cil, 276ci, 4.5L 2004...2007 | 503 4239 John Deere | 9930 359 Diesel 1987...1993 | White Wing 4276 John Deere Diesel

EQUIVALENTE / Equivalent

Lester: 17362 - Nippondenso: 0280996200

9488PINHÃO
PINION / PIÑON

FOTO / Photo pg. 279

APLICAÇÃO / Application / Aplicación

ZEN: Utilizado no Impulsor ZEN 0737

MOTOR

Hitachi: S1363 | S1370 | S1382 | S1383 | S13100 | S13115 | S13121 | S1362B | S1362C | S1370A | S1382A | S114253 | S114254 | S114255 | S114258 | S114265 | S114268 | S114290 | S114296 | S114344 | S114374 | S114429 | S114446 | S114453 | S114454 | S114457 | S114458 | S114474 | S114476 | S114253A | S114253B | S114254A | S114254C | S114254D | S114255A | S1142564 | S114258A | S114258C | S114264A | S114268A | S114290A | S114290B | S114296A | S114374B | S114401B | S114429A - Isuzu: 8942420670 - Nissan: 2330006W61 | 2330017C60 | 2330018C60 | 2330021P00 | 2330022P00 | 23300H9100 | 23300H9101 | 23300N5900 | 23300N5902 | 23300N5903 | 23300R2000 | 23300U7500 | 23300U7501 | 23300U7502 | 23300V5300 | 23300V5301 | 23300W1000 | 23300W1002 | 23300W7000 | 23300W7001 | 23300Y7000 | 23300Y7001

EQUIVALENTE / Equivalent

Hitachi: 2108F3500 | 211455008 - Nissan: 23357N5900

9492PINHÃO
PINION / PIÑON

FOTO / Photo pg. 279

APLICAÇÃO / Application / Aplicación

Chrysler: Chrysler Concorde 3.3L - Dodge: Intrepid 3.3L - Eagle: Vision 3.3L - ZEN: Utilizado nos Impulsores ZEN 0817 e 1566

MOTOR

Nippondenso: 228000036

EQUIVALENTE / Equivalent

Lester: 17460 | 17465

9495PINHÃO
PINION / PIÑON

FOTO / Photo pg. 279

APLICAÇÃO / Application / Aplicación

Nissan: Lift Trucks AH A15 Engine | Lift Trucks APH A15 Engine | Lift Trucks APH H20 Engine | Lift Trucks Ash A15 Engine | Lifts Trucks Ash H20 Engine | Lifts Trucks Cef H20 Engine | Nissan 23300-20H00, 23300-20H12 | Nissan 23300-20H00, 23300-20H12 Nissan Ag | Nissan Lift Truck - TCM Equipment Ag: Lifts Trucks Fhg 20N Z24 Engine

MOTOR

Lester: 16947 - Mitsubishi: M2T58081 | M2T58381 | M2T58481

EQUIVALENTE / Equivalent

Mitsubishi: M605X34971 - Nissan: 2335720H12

9502PINHÃO
PINION / PIÑON

FOTO / Photo pg. 279

APLICAÇÃO / Application / Aplicación

Lexus: ES250 6 cil 2.5L 2508cc 1990...1991 - Toyota: Camry 4 cil 2.0L 1998cc 1989...1991 | Camry 4 cil 2.0L 1998cc 122cid 1987...1991 | Camry 6 cil 2.5L 2508cc 1988...1991 | Celica 4 cil 2.0L 1998cc 1987...1989 | Celica 4 cil 2.0L 1998cc 122cid 1987...1993 | Celica 4 cil 2.2L 2164cc 1990...1993

EQUIVALENTE / Equivalent

Lester: 16893 | 16978

9504PINHÃO
PINION / PIÑON

FOTO / Photo pg. 280

APLICAÇÃO / Application / Aplicación

Acura: Nippondenso Starter - Honda: Nippondenso Starter - Isuzu: Nippondenso Starter

MOTOR

Nippondenso: 128000283 | 128000708 | 128000746 | 128000970 | 228000081 | 228000205 | 228000226 | 228000399 | 228000504 | 228000642 | 228000720

9504	PINHÃO PINION / PIÑON	FOTO / Photo pg. 280
	EQUIVALENTE / Equivalent	
Lester: 17273		

9506	PINHÃO PINION / PIÑON	FOTO / Photo pg. 280
	APLICAÇÃO / Application / Aplicación	
Lexus: ES250 6 cil 2.5L 2508cc 1990...1991 - Toyota: Camry 4 cil 2.0L 1998cc 1989...1991 Camry 4 cil 2.0L 1998cc 122cid 1987...1991 Camry 6 cil 2.5L 2508cc 1988...1991 Celica 4 cil 2.0L 1998cc 1987...1989 Celica 4 cil 2.0L 1998cc 122cid 1987...1993 Celica 4 cil 2.2L 2164cc 1990...1993 - ZEN: Utilizado no Impulsor ZEN 1555		
EQUIVALENTE / Equivalent		
Lester: 16893 17263 17534 - Nippondenso: 0283716490		

9525	PINHÃO PINION / PIÑON	FOTO / Photo pg. 280
	APLICAÇÃO / Application / Aplicación	
Nissan: E16 NX 1600 NX 2000 Pulsar 1.6 Sentra 1.6 - ZEN: Utilizado no Impulsor ZEN 0793		

9526	PINHÃO PINION / PIÑON	FOTO / Photo pg. 280
	APLICAÇÃO / Application / Aplicación	
Volkswagen: LT TD - Volvo: 240 D, 740 TD, 940 TD - ZEN: Utilizado no Impulsor ZEN 0792		
MOTOR		
Thermo King: 451229 451263 451285		
EQUIVALENTE / Equivalent		
Thermo King: 446676 446681		

9527	PINHÃO PINION / PIÑON	FOTO / Photo pg. 280
	APLICAÇÃO / Application / Aplicación	
Nissan: CD17 CD20 - ZEN: Utilizado no Impulsor ZEN 0790		
MOTOR		
Hitachi: S1369 S1381 S13101 S13102 S13104 S1366A S1392A S114367 S114471 S114472 S114482 S13105A S114357B S114395A - Nissan: 2330000 233007260 2330010G02 2330054A01 2330083W00 23300V0703 23300V7200 23300W2804		
EQUIVALENTE / Equivalent		
Hitachi: 211495501 - Lester: 16733 16809 18053 18054 18061 - Nissan: 23357W1700		

9528	PINHÃO PINION / PIÑON	FOTO / Photo pg. 280
	APLICAÇÃO / Application / Aplicación	
ZEN: Utilizado no Impulsor ZEN 0791		
MOTOR		
Hitachi: S114393 S114-393 S114-478 S114252F S114322A S114-252F S114-322A - Nissan: 23300M4904 23300M4904		
EQUIVALENTE / Equivalent		
Hitachi: 211465008 - Nissan: 23357M4901		

9542	PINHÃO PINION / PIÑON	FOTO / Photo pg. 280
	APLICAÇÃO / Application / Aplicación	
Acura: Integra 4 Cil 1.7L 1678cc 1992...1993 Integra 4 Cil 1.8L 1834cc 1992...1993		
MOTOR		
Nippondenso: 228000022		

9566	PINHÃO PINION / PIÑON	FOTO / Photo pg. 280
	APLICAÇÃO / Application / Aplicación	
ZEN: Utilizado no Impulsor ZEN 0844		
MOTOR		
Hitachi: S1391		

9566PINHÃO
PINION / PIÑON

FOTO / Photo pg. 280

EQUIVALENTE / Equivalent

Lester: 17138

9597PINHÃO
PINION / PIÑON

FOTO / Photo pg. 280

APLICAÇÃO / Application / Aplicación

Mitsubishi: Canter

MOTOR

Mitsubishi: 50171 | M8150071

9632PINHÃO
PINION / PIÑON

FOTO / Photo pg. 280

APLICAÇÃO / Application / Aplicación

Dodge: Ram 2500 10 Cil 8.0L 7990cc 488cid 1994...1995 | Ram 3500 10 Cil 8.0L 7990cc 488cid 1994...1995

MOTOR

Nippondenso: 228000180 | 228000340

EQUIVALENTE / Equivalent

Lester: 17549 | 17574

9678PINHÃO
PINION / PIÑON

FOTO / Photo pg. 280

APLICAÇÃO / Application / Aplicación

Toyota: Carina E T19 2.0 D CT190 | Carina E Saloon T19 2.0 D CT190 | Corolla E10 2.0 D CE100 | Corolla E11 2.0 D CE110 | Corolla Compact E10 2.0 D CE100 | Corolla Compact E11 2.0 D CE110 | Corolla Liftback E10 2.0 D CE100 | Corolla Liftback E11 2.0 D CE110 | Corolla Wagon E10 2.0 D CE100 | Corolla Wagon E11 2.0 D CE110 | Echo P1 1.4 D-4D | Hiace I Box H10 2.2 D LH20-30 | Hiace II Box H20 2.4 D | Hiace III Box H50 2.4 D 4WD | Hiace III Wagon H50 2.4 D, 2.4 D 4WD | Hiace IV Box 2.4 D LXH12, LXH22, 2.4 TD 4WD LXH18, LXH28 | Hiace IV Wagon 2.4 D, 2.4 TD LXH12, LXH22, 2.4 TD 4WD H18/28 | Hilux 2.8 | Hilux II Pickup N 2.4 D, 2.4 D 4WD, 2.4 TD 4WD | Land Cruiser Bundera J7 2.4 D LJ70, 2.4 TD LJ70, LJ73, 2.4 TD LJ70 | Land Cruiser Hardtop J7 2.4 TD LJ77 | Yaris Verso NC/LP2 1.4 D-4D NLP22

MOTOR

Nippondenso: 280008451 | 280008980 | 1280000930 | 1280005350 | 1280009550 | 1280009560 | 1280009860 | 1280009870 | 1280009880 | 2280000200 | 2280000460 | 2280000880 | 2280001850 | 2280001900 | 2280002120 | 2280002680 | 2280002690 | 2280002700 | 2280003620 | 2280003630 | 2280003640 | 2280003641 | 2280003642 | 2280003680 - Toyota: 2810054380 | 2810064010 | 2810064040 | 2810064070 | 2810064100 | 2810064110 | 2810064130 | 2810064140 | 2810064190 | 2810064200 | 2810064210 | 2810064310

EQUIVALENTE / Equivalent

Nippondenso: 0280993910 | 0283715730 | 0283717060

9702PINHÃO
PINION / PIÑON

FOTO / Photo pg. 280

APLICAÇÃO / Application / Aplicación

Volvo: 240 Séries 2.4L - 2383cc (D24) 1985 | 740 Séries 2.4L - 2383cc (D24T) 1985...1986 | 760 Séries 2.4L - 2383cc (D24, D24T) 1985

MOTOR

AES: 17138 | S1935 - AES New: S1935N | S1936N - AIM: SJ0053R - Arc: S1660 - Arrowhead: SHI0015 | SHI0032 - Beck Arnley: 1870556 - Bosch Reman: SR97X Cargo: 111120 - Dixie: S6106 - Dubois: 916584 - Hitachi: S1391 | S1391A - Lucas Reman: S7133 | S7219 - Romaine: 4117138 - TRW: LRS661 - Volvo: 1328391 | 1328396 | 5003003 | 132839-6 | 50030030 | 5003003-0 - WAI: 21289HI - Wilson: 91251101 - Woodauto: STR72029 - Worldwide: 16942

EQUIVALENTE / Equivalent

Accurate: 4798798 - Ace: 4798 - AES New: 1946 - AIM: SJ0779A - Amsco: HT230 - Arrowhead: SHI5308 - CPC: SDHI2662A - Dubois: 297400 - Just Parts: BO26021N | HT25034NPS1 - Lester: 62042662A - SWS: 11812010

9705PINHÃO
PINION / PIÑON

FOTO / Photo pg. 280

APLICAÇÃO / Application / Aplicación

Ford: E450 Econoline Super Duty V10 6.8L 415cid 2002 | Excursion V10 6.8L 415cid 2000...2005 | Excursion V8 5.4L 330cid 2000...2005 | Expedition V8 4.6L 281cid 1999...2004 | Expedition V8 5.4L 330cid 1999...2006 | Expedition V8 5.4L 330cid 2010...2014 | Expedition V8 5.4L 5409cc 330cid 2010 | F150 V8 4.6L 281cid 1999...2006 | F150 V8 5.4L 330cid 1999...2006 | F150 Heritage V8 4.6L 281cid 2004 | F150 Heritage V8 5.4L 330cid 2004 | F250 V8 4.6L 281cid 1999 | F250 V8 5.4L 330cid 1999 | F250 Super Duty V10 6.8L 415cid 1999...2006 | F250 Super Duty V10 6.8L 415cid 2010 | F250 Super Duty V8 5.4L 330cid 1999...2006 | F350 Super Duty V10 6.8L 415cid 1999...2006 | F350 Super Duty V10 6.8L 415cid 2010 | F350 Super Duty V8 5.4L 330cid 1999...2006 | F450 Super Duty V10 6.8L 415cid 1999...2006 | F450 Super Duty V10 6.8L 415cid 2009...2010 | F53 V10 6.8L 415cid 1999...2006 | F53 V10 6.8L 415cid 2009...2010 | F550 Super Duty V10 6.8L 415cid 1999...2006 | F550 Super Duty V10 6.8L 415cid 2009...2010 | Mustang V8 4.6L 281cid 2005 - Lincoln: Blackwood V8 5.4L 330cid 2002 | Mark LT V8 5.4L 330cid 2006 | Navigator V8 5.4L 330cid 1999...2006 | Navigator V8 5.4L 330cid 2011...2014

9705	PINHÃO PINION / PIÑON	FOTO / Photo pg. 280
EQUIVALENTE / Equivalent		
Lester: 6646		

9781	PINHÃO PINION / PIÑON	FOTO / Photo pg. 280
APLICAÇÃO / Application / Aplicación		
Ford: Ford PMGR Noseless Starters		
EQUIVALENTE / Equivalent		
Ford: XL1U11000AA XL1Z11002AA - Lester: 6647		

9791	PINHÃO PINION / PIÑON	FOTO / Photo pg. 280
APLICAÇÃO / Application / Aplicación		
Jungheinrich: DFG 30 - Mazda: 2200 Pick-Up - Mitsubishi: Canter 2000 - Nissan: 3300, 3500 - Yale: Fork Lifts		
MOTOR		
Mitsubishi: M2T54571 M2T54572 M3T67771		
EQUIVALENTE / Equivalent		
Mitsubishi: M605X26971		

10048	PINHÃO PINION / PIÑON	FOTO / Photo pg. 280
APLICAÇÃO / Application / Aplicación		
Caterpillar: V60E Perkins 4-236 1985...1991 V80E Perkins 4-236 1985...1991 - ZEN: Utilizado no Impulsor 1846		
EQUIVALENTE / Equivalent		
Lester: 17622		

10049	PINHÃO PINION / PIÑON	FOTO / Photo pg. 281
APLICAÇÃO / Application / Aplicación		
Acura: Integra 1992...1993		
MOTOR		
Nippondenso: 1280007080 1280007460 2280000810 2280002050 2280002260 2280003990 2280005040 2280006421 2280007200		
EQUIVALENTE / Equivalent		
Nippondenso: 0283005430 0283008100 0283008550 0283008600		

12609	PINHÃO PINION / PIÑON	FOTO / Photo pg. 281
APLICAÇÃO / Application / Aplicación		
Lexus: ES300 V6 3.0L 2959cc 1995...1997 - Toyota: Avensis 2.0 Camry 1.8 / 2.0 / 2.2 / 2.5 V6 / 3.0 V6 Carina II 2.0i Celica GT 2.0 Celica GT1 16 V Celica Turbo 2.0 Picnic 2.0 R-2 GT-Turbo 2.0 RAV-4 2.0		
MOTOR		
Nippondenso: 280002220 280006250 280007830 1280000070 1280000071 1280000140 1280001160 1280001161 1280001470 1280003471 1280003472 1280003482 1280005590 1280005942 1280005952 1280006280 2280001000 2280001001 2280001040 2280001070 2280001071 2280003330 2280004740		
EQUIVALENTE / Equivalent		
Nippondenso: 0280995590 0280996550 0283711980 0283716190		

12656	PINHÃO PINION / PIÑON	FOTO / Photo pg. 281
APLICAÇÃO / Application / Aplicación		
Hyundai: Migthy - ZEN: Utilizado no Impulsor ZEN 1577		
EQUIVALENTE / Equivalent		
Cargo: 231269 - Hyundai: 3613741000		

12657	PINHÃO PINION / PIÑON	FOTO / Photo pg. 281
APLICAÇÃO / Application / Aplicación		
Mitsubishi: Fuso		

12657PINHÃO
PINION / PIÑON

FOTO / Photo pg. 281

EQUIVALENTE / Equivalent

Mitsubishi: M605X64571

12658PINHÃO
PINION / PIÑON

FOTO / Photo pg. 281

APLICAÇÃO / Application / Aplicación

Mazda: Especial/Special - Mitsubishi: Canter - Nissan: Especial/Special - Yale: Especial/Special - ZEN: Utilizado no Impulsor 0957

MOTOR

Mazda: S21118400 | V10118400B - Mitsubishi: M2T54372 | M2T54571 | M2T54572 | M2T56071 | M2T57871 | M2T57881 | M2T60072 | M2T61771 | M2T64372 | M2T64373 | M2T66371 | M2T66872 | M2T66873 | M2T67871 | M2T67872 | M2T67873 | M2T67881 | M2T67882 | M2T67883 | M2T78271 | M3T56471 | M3T57371 | M3T57575 | M3T66071 | M3T66072 | M3T66073 | M3T66074 | ME007517 | ME008815 | ME017034 | ME017035 | ME017056 | ME017061 | MG120413

EQUIVALENTE / Equivalent

Mazda: 859924740 - Mitsubishi: ME700121 | 23314T9000 | M357T71671 | M357T76171 | M605X31971

12659PINHÃO
PINION / PIÑON

FOTO / Photo pg. 281

APLICAÇÃO / Application / Aplicación

Mazda: Especial/Special - Mitsubishi: Canter - Nissan: Especial/Special - Yale: Especial/Special - ZEN: Utilizado no Impulsor 0957

MOTOR

Mazda: S21118400 | V10118400B - Mitsubishi: M2T54372 | M2T54571 | M2T54572 | M2T56071 | M2T57871 | M2T57881 | M2T60072 | M2T61771 | M2T64372 | M2T64373 | M2T66371 | M2T66872 | M2T66873 | M2T67871 | M2T67872 | M2T67873 | M2T67881 | M2T67882 | M2T67883 | M2T78271 | M3T56471 | M3T57371 | M3T57575 | M3T66071 | M3T66072 | M3T66073 | M3T66074 | ME007517 | ME008815 | ME017034 | ME017035 | ME017056 | ME017061 | MG120413

EQUIVALENTE / Equivalent

Mazda: 859924740 - Mitsubishi: ME700121 | 23314T9000 | M357T71671 | M357T76171 | M605X31971

12660PINHÃO
PINION / PIÑON

FOTO / Photo pg. 281

APLICAÇÃO / Application / Aplicación

Mitsubishi: Canter

MOTOR

Mitsubishi: M2T56071 | M2T62271 | M2T65771 | M2T66271 | M2T66272 | M2T74371

EQUIVALENTE / Equivalent

Mitsubishi: M605X27971 | M605X36171 - Onan: 1911443

12812PINHÃO
PINION / PIÑON

FOTO / Photo pg. 281

APLICAÇÃO / Application / Aplicación

Mitsubishi: E2500 Diesel XA | E3000 | Fuso Canter 20 | Fuso Canter 30 | Fuso Canter 31 | Fuso Canter 32 1988 | Fuso Canter 33 | Fuso Canter 35 | Fuso Canter 3600 | Fuso Canter 4D30 | Fuso Canter 4D31T 1987 | Fuso Canter 4DRS 1984...1988 | L200 | Light Bus HA | Wheel Loader S4E - Nissan: Fork Lifts - ZEN: ZEN 1046 e 1047

MOTOR

Mitsubishi: 232415 | M2T55271 | M2T56181 | M2T56182 | M2T56185 | M2T56271 | M2T56471 | M2T57771 | M2T62971 | M2T65271 | M2T74171 | MD069166 | MD070934 | MD084414 | MD164975 | MD164976

EQUIVALENTE / Equivalent

Mitsubishi: MD607789 | M605X65171

12839PINHÃO
PINION / PIÑON

FOTO / Photo pg. 281

APLICAÇÃO / Application / Aplicación

Bosch: Monta nos impulsores Bosch 6033AD5055 e 6033AD5078 - Scania: Série 4 - ZEN: Utilizado no Impulsor ZEN 1658

MOTOR

Bosch: 0001241001 | 0001241003 | 0001241004 | 0001241005 | 0001241006 | 0001241007 | 0001241014 | 0001241015 | 0001241019 | 0001241020 | 2339402220 - Daf: 1658730

EQUIVALENTE / Equivalent

Bosch: 6033AC5149 | 6033AC5246 - Daf: 1699235 - Man: 51262090008

12913

PINHÃO
PINION / PIÑON

FOTO / Photo pg. 281

APLICAÇÃO / Application / Aplicación

Honda: Fit (Jazz)

12954

PINHÃO
PINION / PIÑON

FOTO / Photo pg. 281

APLICAÇÃO / Application / Aplicación

Mercedes Benz: 710 OM 364 e OM 366 em 12V. 29MT - ZEN: Utilizado no Impulsor ZEN 1679 | Utilizado no Impulsor ZEN 1805

MOTOR

Remy: 8200004 | 8200138 | 8200296 | 8200297 | 8200512

EQUIVALENTE / Equivalent

Remy: 10515809

12955

PINHÃO
PINION / PIÑON

FOTO / Photo pg. 281

APLICAÇÃO / Application / Aplicación

Mercedes Benz: 710 OM 364 e OM 366 em 12V. 29MT - ZEN: Utilizado no Impulsor ZEN 1679 | Utilizado no Impulsor ZEN 1805

MOTOR

Remy: 8200064 | 8200292 | 8200331 | 8200478

EQUIVALENTE / Equivalent

Remy: 10515806

12956

PINHÃO
PINION / PIÑON

FOTO / Photo pg. 281

APLICAÇÃO / Application / Aplicación

Mercedes Benz: 710 OM 364 e OM 366 em 12V. 29MT - Volkswagen: Especial/Special - Volvo: Especial/Special - ZEN: Utilizado no Impulsor ZEN 1679 | Utilizado no Impulsor ZEN 1805

MOTOR

Remy: 8200231 | 8200326 | 8200357

EQUIVALENTE / Equivalent

Remy: 10524148

12957

PINHÃO
PINION / PIÑON

FOTO / Photo pg. 281

APLICAÇÃO / Application / Aplicación

Mercedes Benz: 1418R OM 364 e OM 366 em 12V. 29MT | 1720 OM 364 e OM 366 em 12V. 29MT | 1720K OM 364 e OM 366 em 12V. 29MT | 710 OM 364 e OM 366 em 12V. 29MT | L 1620 OM 364 e OM 366 em 12V. 29MT | LO 814 OM 364 e OM 366 em 12V. 29MT - ZEN: Utilizado no Impulsor ZEN 1679 | Utilizado no Impulsor ZEN 1805

MOTOR

Remy: 8200054 | 8200196 | 8200386 | 8200400 | 8200474 | 8200495

EQUIVALENTE / Equivalent

Remy: 10515808

12961

PINHÃO
PINION / PIÑON

FOTO / Photo pg. 281

APLICAÇÃO / Application / Aplicación

Mercedes Benz: 1418R OM 364 e OM 366 em 12V. 29MT | 1720 OM 364 e OM 366 em 12V. 29MT | 1720K OM 364 e OM 366 em 12V. 29MT | 710 OM 364 e OM 366 em 12V. 29MT | L 1620 OM 364 e OM 366 em 12V. 29MT | LO 814 OM 364 e OM 366 em 12V. 29MT - ZEN: Utilizado no Impulsor ZEN 1679 | Utilizado no Impulsor ZEN 1805

MOTOR

Remy: 8200003 | 8200295 | 8200511

EQUIVALENTE / Equivalent

Remy: 10515807

12967

PINHÃO
PINION / PIÑON

FOTO / Photo pg. 281

APLICAÇÃO / Application / Aplicación

Mercedes Benz: Actros - ZEN: Utilizado no Impulsor 1808

12967PINHÃO
PINION / PIÑON

FOTO / Photo pg. 281

MOTOR

Mitsubishi: M9T80472

12972PINHÃO
PINION / PIÑON

FOTO / Photo pg. 282

APLICAÇÃO / Application / Aplicación

Volkswagen: 26260 2008... - Volvo: FM/FH - ZEN: Utilizado no Impulsor ZEN 1661

MOTOR

Mitsubishi: M009T62571 | M009T625727

13017PINHÃO
PINION / PIÑON

FOTO / Photo pg. 282

APLICAÇÃO / Application / Aplicación

ZEN: Especial/Special

13018PINHÃO
PINION / PIÑON

FOTO / Photo pg. 282

APLICAÇÃO / Application / Aplicación

ZEN: Especial/Special

13021PINHÃO
PINION / PIÑON

FOTO / Photo pg. 282

APLICAÇÃO / Application / Aplicación

Kia: Besta 2.7 arranque Mando - ZEN: Utilizado no Impulsor ZEN 1667

MOTOR

Mando: MG122423 | MG122565

13104PINHÃO
PINION / PIÑON

FOTO / Photo pg. 282

APLICAÇÃO / Application / Aplicación

Remy: 44MT

MOTOR

Remy: 8200750

EQUIVALENTE / Equivalent

Remy: 10532997

13105PINHÃO
PINION / PIÑON

FOTO / Photo pg. 282

APLICAÇÃO / Application / Aplicación

Remy: 44MT

MOTOR

Remy: 8200770

EQUIVALENTE / Equivalent

Remy: 10532998

13106PINHÃO
PINION / PIÑON

FOTO / Photo pg. 282

APLICAÇÃO / Application / Aplicación

Remy: 44MT

MOTOR

Remy: 8200771

EQUIVALENTE / Equivalent

Remy: 10532999

13117

PINHÃO
PINION / PIÑON

FOTO / Photo pg. 282

APLICAÇÃO / Application / Aplicación

Case: Colheitadeira de Cana A7000 e A7700 - com motor Cummins - Cummins: Geradores Cummins C350 D6, C400 D6 com motor Cummins NTA855 - Freightliner: Cascadia com motor Cummins ISX | Cascadia com motor Detroit S60 | Century com motor CAT C15, Detroit S60 | Coronado com motor Cummins ISX | Severe Duty com motor Cummins ISX - International: Caminhões Paystar com motor Cummins | Caminhões Prostar com motor Cummins | Caminhões Transtar com motor Cummins - Mack: Caminhões Granite com motor Mack E7 | Caminhões Mack com motor E-7 | Caminhões Pinnacle com motor Mack E7 | Caminhões TerraPro com motor Mack E7 - Remy: 39MT

MOTOR

Remy: 8200050 | 8200090 | 8200201 | 8200288 | 8200289 | 8200290 | 8200308 | 8200330 | 8200431 | 8200605 | 8200699 | 8200719 | 19011518 | 19011519 | 19011521 | 19011522 | 19011523 | 19011527 | 19011529

EQUIVALENTE / Equivalent

Remy: 10526458

13118

PINHÃO
PINION / PIÑON

FOTO / Photo pg. 282

APLICAÇÃO / Application / Aplicación

Case: Motoniveladora 865, 865.2, 885 e 885.2 - Fiat Allis: Motoniveladora - FG 170, FG 170.2, FG 200 e FG 200.2 | Trator de Esteira FD170 - Freightliner: M2 106 com motor Cummins ISC - Mack: Caminhões Granite com motor Mack MP8 | Caminhões Mack com motor Mack MP8 | Caminhões Pinnacle com motor Mack MP8 | Caminhões TerraPro com motor Mack MP8 - Navistar: Caminhões Durastar com motor MaxxFORCE | Caminhões Paystar com motor MaxxFORCE | Caminhões Prostar com motor MaxxFORCE | Caminhões Transtar com motor MaxxFORCE - New Holland: Motoniveladora 170 e 200 - Remy: 39MT - Volvo: Caminhões VHD com motor 13L | Caminhões VHD com motor D12 | Caminhões VN com motor 13L | Caminhões VN com motor D12

MOTOR

Remy: 8200081 | 8200085 | 8200087 | 8200101 | 8200291 | 8200417 | 8200433 | 8200435 | 8200446 | 8200469 | 8200572 | 8200606 | 19011524

EQUIVALENTE / Equivalent

Remy: 10526464

13119

PINHÃO
PINION / PIÑON

FOTO / Photo pg. 282

APLICAÇÃO / Application / Aplicación

Freightliner: Cascadia com motor DD13, DD15, DD16 | Cascadia com motor MBE4000 | Century com motor MBE4000 | Coronado com motor DD15, DD16, DD13 Mercedes Benz: Caminhões - Rodoviária 2035 (4x2), 2040 (4x2), 2044 (4x2), 2540 (6x2), 2544 (6x2) | Caminhões Família Atron 1635 Com motor eletrônico 24V OM 457 LA - Euro V 01/2012... | Fora de estrada 3340 (6x4), 3344 (6x4), 4140 (6x4) e 4144 (6x4) | Fora de Estrada Família Axor: 3341 K,S,P, 3344K,S,P, 4141K e 4144 K Com motor eletrônico 24V OM 457 LA - Euro V 01/2012... | Ônibus / Buses 0500RS (4x2) e 0500RSD (6x2), OM457LA Eletrônico / Electrónico 6 cil | Ônibus Rodoviário: O500 RS 1836 e O500 RSD 2436 6x2 Com motor eletrônico OM457 LA - Euro V 01/2012... | Ônibus Urbano: O500 MA 2836 e O500 UA 2836 Com motor eletrônico OM457 LA - Euro V | Rodoviário/Família Axor: 2036 Estradeiro, 2036 Multiuso, 2041 Estradeiro, 2041 Mu Com motor eletrônico 24V OM 457 LA - Euro V 01/2012... - Remy: 39MT

MOTOR

Remy: 8200287 | 8200329 | 8200434 | 8200519 | 19011514 | 82000436

EQUIVALENTE / Equivalent

Remy: 10526466

13130

PINHÃO
PINION / PIÑON

FOTO / Photo pg. 282

APLICAÇÃO / Application / Aplicación

Case: Tratores Magnum MX220, MX240 e MX270 com motor Cummins 8,3L - Cummins: Motores C e ISC de 8,3 litros - Ford: Cargo 1622 1630, 2422, 2425, 2622, 2626, 2630, 2631, 3222, 4030 com motor Cummins 6CTAA 8,3 litros | Cargo Eletrônico 2632, 2932, 4532 e 5032 - Remy: 38 MT | Geração II - Volkswagen: Caminhões 17220, 17310, 23210, 23220, 23310, 24220, 26220, 26260, 26310 com motor Cummins 6CTAA 8.3 litros | Caminhões 31370, 25370, 19370 com motor 9,3 litros internacional e 18310, 19320, 31320 | Constellation com motor Cummins ISC 8,3 litros | Ônibus 19320EOT - Quéops evolution com motor Cummins ISC 8,3 litros | Titan Tractor com motor Cummins ISC 8,3 litros - Volvo: FH e NH 12 - ZEN: Utilizado no Impulsor ZEN 1809 | Utilizado no Impulsor ZEN 1811

MOTOR

Remy: 8200005 | 8200025 | 8200053 | 8200072 | 8200081 | 8200085 | 8200087 | 8200101 | 8200182 | 8200291 | 8200356 | 8200417 | 8200469 | 8200486 | 8200572 | 19011511 | 19011512 | 19011513 | 19011524

EQUIVALENTE / Equivalent

Remy: 10512090

13131

PINHÃO
PINION / PIÑON

FOTO / Photo pg. 282

APLICAÇÃO / Application / Aplicación

Case: Colheitadeira de Cana A7000 e A7700 com motor Cummins - Remy: 39 MT | Geração II - Terex: Empilhadeira GEP 23 - ZEN: Utilizado no Impulsor ZEN 1811

13131	PINHÃO PINION / PIÑON	FOTO / Photo pg. 282
MOTOR		
Remy: 8200032 8200034 8200039 8200040 8200041 8200050 8200090 8200201 8200288 8200289 8200290 19011507 19011509 19011518 19011519 19011521 19011522 19011523 19011527 19011529		
EQUIVALENTE / Equivalent		
Remy: 10511405		

13132	PINHÃO PINION / PIÑON	FOTO / Photo pg. 282
APLICAÇÃO / Application / Aplicación		
Freightliner: Cascadia com motor MBE4000 Century com motor MBE4000 Motor MBE 4000 - Remy: 39 MT Geração II - ZEN: Utilizado no Impulsor ZEN 1811		
MOTOR		
Remy: 8200287 19011514		
EQUIVALENTE / Equivalent		
Remy: 10511407		

13138	PINHÃO PINION / PIÑON	FOTO / Photo pg. 282
APLICAÇÃO / Application / Aplicación		
Case IH: C9 8200242 38MT - 24V Colheitadeira de cana A8000 e A8800 com Motor Case IH C9 - ZEN: Utilizado no Impulsor ZEN 1809		
MOTOR		
Remy: 8200075 8200077 8200078 8200242 19026027		
EQUIVALENTE / Equivalent		
Remy: 10512091		

13224	PINHÃO PINION / PIÑON	FOTO / Photo pg. 282
APLICAÇÃO / Application / Aplicación		
ZEN: Utilizado no Impulsor ZEN 1608		

13268	PINHÃO PINION / PIÑON	FOTO / Photo pg. 282
APLICAÇÃO / Application / Aplicación		
Ford: Taurus V6 3.0 - Lincoln: Continental V8 4.6 - Mercury: Sable V6 3.0		
MOTOR		
Ford: 1057661 1076141 1197912 1209193 1F1U11000AA 1F1Z11002AA 3S7T11000AD		
EQUIVALENTE / Equivalent		
Ford: F5RZ11A198A		

13272	PINHÃO PINION / PIÑON	FOTO / Photo pg. 283
APLICAÇÃO / Application / Aplicación		
ZEN: Utilizado no Impulsor ZEN 0135 e ZEN 0742		

13273	PINHÃO PINION / PIÑON	FOTO / Photo pg. 283
APLICAÇÃO / Application / Aplicación		
ZEN: Utilizado no Impulsor ZEN 1189		

13274	PINHÃO PINION / PIÑON	FOTO / Photo pg. 283
APLICAÇÃO / Application / Aplicación		
ZEN: Utilizado no Impulsor ZEN 0958		

13275	PINHÃO PINION / PIÑON	FOTO / Photo pg. 283
APLICAÇÃO / Application / Aplicación		
ZEN: Utilizado no Impulsor ZEN 1003 e ZEN 1745		

13332

PINHÃO
PINION / PIÑON

FOTO / Photo pg. 283

APLICAÇÃO / Application / Aplicación

ZEN: Utilizado no Impulsor ZEN 1714

13333

PINHÃO
PINION / PIÑON

FOTO / Photo pg. 283

APLICAÇÃO / Application / Aplicación

ZEN: Utilizado no Impulsor ZEN 0965

13462

PINHÃO
PINION / PIÑON

FOTO / Photo pg. 283

APLICAÇÃO / Application / Aplicación

Kalmar: Caminhões Cummins Diesel 2012 - Volvo: Ônibus B12M 340 ARTIC DH12D 340cv EURO III DIESEL 2004...2011 | Ônibus B12M 340 BIART DH12D 340cv EURO III DIESEL 2004...2011 | Ônibus B12R 340 4x2 D12D 340cv EURO III DIESEL 2003...2010 | Ônibus B12R 340 6x2 D12D 340cv EURO III DIESEL 2003...2010 | Ônibus B12R 380 6x2 D12D 380cv EURO III DIESEL 2003...2011 | Ônibus B12R 380 8x2 D12D 380cv EURO III DIESEL 2010...2011 | Ônibus B12R 420 4x2 D12D 420cv EURO III DIESEL 2003...2010 | Ônibus B12R 420 6x2 D12D 420cv EURO III DIESEL 2003...2011 | Ônibus B12R 420 8x2 D12D 420cv EURO III DIESEL 2010...2011 | Ônibus B340M ARTIC DH12E 340cv EURO III DIESEL 2011...2012 | Ônibus B340M ARTIC DH12E 340cv EURO V DIESEL 2013... | Ônibus B340M BIART DH12E 340cv EURO III DIESEL 2011...2012 | Ônibus B340M BIART DH12E 340cv EURO V DIESEL 2013... | Ônibus B420R D12D 420cv EURO III DIESEL 2011...2012

MOTOR

Lester: 5413 | 5414 | 30510 - Remy: 8201047 | DR35050VL - Volvo: 11127679 | 20430564

EQUIVALENTE / Equivalent

Remy: 10542073

0121

EMBREGEM DE FRICÇÃO
CLUTCH / EMBRAGUES DE FRICCIÓN

FOTO / Photo pg. 284

APLICAÇÃO / Application / Aplicación

Caterpillar: Motoniveladora 12E ...01/1973 - Fiat: Caminhão FNM D11000 | Caminhão FNM D9500 - General Motors/Chevrolet: Caminhão com motor Perkins
Massey Ferguson: Trator MF3366 - Perkins: Estacionários | Industriais | Tratores - Scania: Ônibus B115 ...04/1975 | Ônibus BR110 ...04/1975 | Ônibus BR115S
...04/1975

EQUIVALENTE / Equivalent

Bosch: 9001085105 - Cav29 Onan: 5586123C

0122

EMBREGEM DE FRICÇÃO
CLUTCH / EMBRAGUES DE FRICCIÓN

FOTO / Photo pg. 284

APLICAÇÃO / Application / Aplicación

Asia Motors: Compressor AX430 - Case: Pá Carregadeira W36, W36B turbo com motor Cummins e Scania | Trator Agrícola 2470 e 4490 - Caterpillar: Grupo Gerador 3304T | Grupo Gerador 3306T | Moto Scraper 631E | Motoniveladora 120B | Motoniveladora 140B 3306 | Pá Carregadeira 960 | Pá Carregadeira 966 | Trator de Esteiras 631E | Trator de Esteiras D4D | Trator de Esteiras D4E | Trator de Esteiras D5B | Trator de Esteiras D6C | Trator de Esteiras D6D | Trator de Esteiras D6E | Trator de Esteiras D8L - Cummins: Chassi p/ ônibus RC210 | Chassi p/ ônibus UC210 | Motor 6C | Motor 250 Super | Motor 6CT | Motor 6CTA | Motor N855 | Motores N | Motores NT | Motores NTA | Motores NTA855 - Fiat: Caminhão 180 | Caminhão 190 | Caminhão 190T | Caminhão 210 - Fiat Allis: Trator de Esteiras AD14 com motor Scania - Fiat Iveco: Caminhão - Komatsu: Trator de Esteiras D60A com motor Cummins N855 | Trator de Esteiras D60E com motor Cummins N855 | Trator de Esteiras D60F com motor Cummins N855 | Trator de Esteiras D65A com motor Cummins N855 | Trator de Esteiras D65E com motor Cummins N855 - Mafersa: Trator M série M 210 com motor Cummins 6CTA 8.3 09/1991... | Trator M série M 240 com motor Cummins 6CTA 8.3 09/1991... - Massey Ferguson: Trator MF4780 com motor Scania DN11 - Mercedes Benz: Caminhão 1519 | Caminhão 1520 | Caminhão 1524 | Caminhão 1525 OM355-5A | Caminhão 1924 OM355-6 | Caminhão 1924A OM355-6A | Caminhão 1929 OM355-6A | Caminhão 1932 OM355-6LA | Caminhão 1933 | Caminhão 1934 OM355-6LA | Caminhão 2019 | Caminhão 2020 OM355-5 | Caminhão 2219 | Caminhão 2220 OM355-5 | Caminhão 2624 | Caminhão/Ônibus 1419 | Caminhão/Ônibus 1420 | Caminhão/Ônibus 1517 | Caminhão/Ônibus 1518 | Caminhão/Ônibus 1519 | Caminhão/Ônibus 1524 | Caminhão/Ônibus 1525 | Caminhão/Ônibus 1924 | Caminhão/Ônibus 1924A | Caminhão/Ônibus 1929 | Caminhão/Ônibus 1932 | Caminhão/Ônibus 1933 | Caminhão/Ônibus 1934 | Caminhão/Ônibus 2019 | Caminhão/Ônibus 2219 | Caminhão/Ônibus 2220 | Caminhão/Ônibus 2624A | Chassi p/ Ônibus 1420 | Chassi p/ Ônibus 1517 | Chassi p/ Ônibus 1518 | Chassi p/ Ônibus 0364 | Chassi p/ Ônibus 0370 | Chassi p/ Ônibus 0371 | Chassi p/ Ônibus 0371UP | Chassi p/ Ônibus OH1419 | Motor Estacionário, gerador, industrial e marítimo 0370 OM355-5, 6, 6A, 6LA | Motor Estacionário, gerador, industrial e marítimo 0371 OM355-5A, 6A, 6LA | Motor Estacionário, gerador, industrial e marítimo 0371UP OM355-5 | Motor Estacionário, gerador, industrial e marítimo OM314 | Motor Estacionário, gerador, industrial e marítimo OM352 | Motor Estacionário, gerador, industrial e marítimo OM352A | Ônibus 0355 | Ônibus 0364 | Ônibus 0365 | Ônibus 0370 | Ônibus 0371 | Ônibus 0371UP - MWM: Motores D e TD 232 6V, 8V, 12V - Scania: Caminhão 145 | Caminhão BR145 | Caminhão CR145L | Caminhão CR145T | Caminhão CR145X | Caminhão DS14 | Caminhão L D11 | Caminhão L DS11 | Caminhão LK 140 DS14 | Caminhão LK 141 DS14 | Caminhão LK 142 DS14 | Caminhão LKS 140 DS14 | Caminhão LKS 141 DS14 | Caminhão LKS 142 DS14 | Caminhão LS D11 | Caminhão LS DS11 | Caminhão LT 110 D11 | Caminhão LT 110S DS11 | Caminhão R 112-310 HW, EW DS11 | Caminhão R 112 DN11, DS11, DSC11 | Caminhão R 112-360 HW, EW DSC11 | Caminhão R 142 DS14, DSC14 | Caminhão R 142-210 HW, EW DSC14 | Caminhão T 112-310 HW, EW DS11 | Caminhão T 112 DN11, DS11, DSC11 | Caminhão T 112-360 HW, EW DSC11 | Caminhão T 142 DS14, DSC14 | Caminhão T 142-210 HW, EW DSC14 | Chassi p/ ônibus K112 | Chassi p/ ônibus S112 | Motor DN11 industrial, gerador e marítimo | Motor DS11 industrial, gerador e marítimo | Motor DS14 industrial, gerador e marítimo | Motor p/ gerador e industrial DN11 | Ônibus BR115 05/1975... | Ônibus BR115S 05/1975... | Ônibus BR116 05/1975... | Ônibus BR116S 05/1975... | Plataforma p/ ônibus S112 DN11, DS11 - Volkswagen: Caminhão VW14.170 | Caminhão VW14.210 | Caminhão VW16.170 | Caminhão VW16.210 - Volvo: Caminhão N10 | Caminhão N12 | Caminhão NL10 210 | Caminhão NL10 340 | Caminhão NL12 400 | Chassi p/ ônibus B10M | Chassi p/ ônibus B58E

MOTOR

Bosch: 0001410021 | 0001410041 | 0001410063 | 0001410089 | 9000084007 | 9000084008 | 9000084009 | 9000084010 | 9000084011 | 9000084012 | 9000084013 | 9000084014 | 9000084015 | 9000084017 | 9000084018 | 9000084019 | 9000084020 | 9000084021

EQUIVALENTE / Equivalent

Bosch: 2007010037

0201

EMBREGEM DE FRICÇÃO
CLUTCH / EMBRAGUES DE FRICCIÓN

FOTO / Photo pg. 284

APLICAÇÃO / Application / Aplicación

Caterpillar: Motoniveladora 12E ...01/1973 - Fiat: Caminhão FNM D11000 | Caminhão FNM D9500 - General Motors/Chevrolet: Caminhão com motor Perkins

EQUIVALENTE / Equivalent

Bosch: 2006401900 | 2009999036 | 9001085105

0204

EMBREGEM DE FRICÇÃO
CLUTCH / EMBRAGUES DE FRICCIÓN

FOTO / Photo pg. 284

APLICAÇÃO / Application / Aplicación

Mercedes Benz: Caminhão OM321 | Caminhão OM324 | Caminhão OM326

EQUIVALENTE / Equivalent

Bosch: 2006401904 | 2009999032 | 9001085105 - Cav29 Onan: 5586123

12675

PLANETÁRIA

PLANETARY GEAR / ENGRANAJE PLANETARIO (REDUCTORES)

FOTO / Photo pg. 285

APLICAÇÃO / Application / Aplicación

Agco: Trator 6 cil. - Ford: Power Stroke - Peugeot: 404 Motores Indenor 6305, 6354 | Especial/Special Com Motor Indenor - ZEN: Kit Reparo 12695 | Utilizado no Impulsor ZEN 1602

MOTOR

Prestolite: 35259310 | 35259710 | 35259720 | 35261020 | 35261175

EQUIVALENTE / Equivalent

MYR: 0141 - Prestolite: K01221 | K01284 | 35259952 - Unifap: 12221

12681

PLANETÁRIA

PLANETARY GEAR / ENGRANAJE PLANETARIO (REDUCTORES)

FOTO / Photo pg. 285

APLICAÇÃO / Application / Aplicación

Volkswagen: Gol G2 1.8 Mi, 2.0Mi, 2.0i | Parati 1.6, 1.8 | Parati G2 1.8Mi, 1.8i, 2.0Mi, 2.0i | Parati G3 1.8Mi, 2.0Mi | Quantum 1.8Mi, 1.8i, 2.0Mi, 2.0i | Santana 1.8Mi, 1.8i, 2.0Mi, 2.0i | Saveiro 1.8 | Saveiro G2 1.6Mi, 1.8 Mi, 2.0Mi | Saveiro G3 1.6Mi, 1.8 Mi, 2.0Mi | Voyage 1.8 - ZEN: Kit Reparo 12694 | Reparo 12693 | Utilizado com Impulsor ZEN 0866

MOTOR

Bosch: 9000081006 | 9000081007

EQUIVALENTE / Equivalent

Bosch: F000AL1019 - ETE: 8101 - MYR: 1019 - Unifap: 11019

12682

PLANETÁRIA

PLANETARY GEAR / ENGRANAJE PLANETARIO (REDUCTORES)

FOTO / Photo pg. 285

APLICAÇÃO / Application / Aplicación

Agrale: Ônibus Volare - Cummins: B6 | BT5. 9L | Motores Séries 6BT (Dianteiro) - Ford: Cargo 1416, 1722, 1716 | F100 | F1000 | F14000 Com Motor MWM | Ranger General Motors/Chevrolet: Blazer DLX | Pick Up D20 | Pick Up S10 com Motor Maxion HS | Silverado com Motor MWM - John Deere: Tratores - Massey Ferguson: Trator Com Motor 4 cil. - Maxion: Motores - Mercedes Benz: 180D | Caminhões | Kombi Espanhola | MB 180D | Ônibus | Sprinter com motor Maxion HS - Perkins: Motores 4203 / 3152 / 4236 / 6354 - Peugeot: 504 | 505 | Vários modelos com Motor Indenor - Volkswagen: Caminhão 15-160 - ZEN: Kit Reparo 12695 | Utilizado com Impulsor ZEN 1635

MOTOR

Prestolite: 35258490 | 35258540 | 35258580 | 35258660 | 35258690 | 35258710 | 35258820 | 35258880 | 35258940 | 35258950 | 35258960 | 35259040 | 35259170

EQUIVALENTE / Equivalent

MYR: 0147 - Prestolite: K21147 | 35258669 - Unifap: 12147

12683

PLANETÁRIA

PLANETARY GEAR / ENGRANAJE PLANETARIO (REDUCTORES)

FOTO / Photo pg. 285

APLICAÇÃO / Application / Aplicación

Alfa Romeo: 145, 145 1.6ie - Fiat: Palio 1.5 | Palio Weekend 1.5 - General Motors/Chevrolet: Astra 1.8i, 2.0i, 2.0 MPFI, 2.0i 16V | Astra Sedan 1.8i, 2.0i, 2.0 MPFI, 2.0i 16V | Blazer 2.2 EFI | Ipanema 2.0 MPFI | Kadett 2.0 MPFI | Omega 2.0i, 2.2i, 3.0i | Omega Suprema 2.0i, 2.2i, 3.0i | S10, EFI, MPFI | Zafira 2.0 MPFI - ZEN: Kit Reparo 12694 | Reparo 12693

MOTOR

Bosch: 0001107009 | 0001107012 | 0001107013 | 0001107015 | 0001107034 | 0001107060 | 9000081004

EQUIVALENTE / Equivalent

Bosch: 1006200042 | 1006200110 - ETE: 8104 - MYR: 0110 - Unifap: 11010

12684

PLANETÁRIA

PLANETARY GEAR / ENGRANAJE PLANETARIO (REDUCTORES)

FOTO / Photo pg. 285

APLICAÇÃO / Application / Aplicación

Agrale: Motor MWM - Cummins: Motores - Ford: Especial/Special Com Motores Cummins e Cummins 4BT | F100 - Gradall: Motor MWM - International: Motor MWM Maxion: Motor S4 - MWM: Especial/Special 4 e 6 cil. - ZEN: Kit Reparo 12695

MOTOR

Prestolite: 35259430 | 35259620 | 35259630 | 35259650 | 35259660 | 35259670 | 35259690 | 35259750 | 35259760 | 35259880 | 35259900 | 35260950 | 35261070 | 35261120 | 35261155 | 35261190 | 35261355 | 35261360 | 35261420 | 35261425

EQUIVALENTE / Equivalent

MYR: 0144 - Prestolite: KJD20 | KJD21 | K01222 | K01261 | K01349 | K01469 | K21148 | 35259465 - Unifap: 12222

12685

PLANETÁRIA

PLANETARY GEAR / ENGRANAJE PLANETARIO (REDUCTORES)

FOTO / Photo pg. 285

APLICAÇÃO / Application / Aplicación

Ford: Escort 1.6i, 1.8i, 2.0i | Verona 1.8i, 2.0i - Seat: Inca 1.6 EFI - Volkswagen: Logus 1.6, 1.6i, 1.8, 1.8i, 2.0, 2.0i, 2.0Mi | Pointer 1.6, 1.6i, 1.8, 1.8i, 2.0, 2.0i, 2.0Mi | Van 1.6 Mi - ZEN: Kit Reparo 12694 | Reparo 12693

MOTOR

Bosch: 9000081001 | 9000081002

EQUIVALENTE / Equivalent

Bosch: F000AL1015 - ETE: 8108 - MYR: 1015 - Unifap: 11015

12686

PLANETÁRIA

PLANETARY GEAR / ENGRANAJE PLANETARIO (REDUCTORES)

FOTO / Photo pg. 285

APLICAÇÃO / Application / Aplicación

Cummins: Motores Cummins Série B - Dimex: Ônibus - Ford: Caminhões | Pick Up F100 - Mercedes Benz: Ônibus - ZEN: Kit Reparo 12695

MOTOR

Prestolite: 35258880 | 35258940 | 35258950 | 35258990 | 35259000 | 35259130 | 35259210 | 35259620 | 35259630 | 35259650 | 35259660 | 35259670 | 35259690

EQUIVALENTE / Equivalent

MYR: 0149 - Prestolite: KJD08 | KJD09 | 35258853 - Unifap: 12149

12687

PLANETÁRIA

PLANETARY GEAR / ENGRANAJE PLANETARIO (REDUCTORES)

FOTO / Photo pg. 285

APLICAÇÃO / Application / Aplicación

Volkswagen: G. IZQ. VW Sudafrica - ZEN: Kit Reparo 12695

MOTOR

Prestolite: 35259480

EQUIVALENTE / Equivalent

MYR: 0146 - Prestolite: K01219 | 35259859 - Unifap: 12219

12688

PLANETÁRIA

PLANETARY GEAR / ENGRANAJE PLANETARIO (REDUCTORES)

FOTO / Photo pg. 285

APLICAÇÃO / Application / Aplicación

Cummins: Motores B / 4BT / 6BT / 6BTAA - Ford: Caminhões com Motores Cummins - Volkswagen: Caminhões com Motores Cummins - ZEN: Kit Reparo 12695

MOTOR

Prestolite: 35259640 | 35259870

EQUIVALENTE / Equivalent

Prestolite: K01343 | 35259915 - Unifap: 12343

12689

PLANETÁRIA

PLANETARY GEAR / ENGRANAJE PLANETARIO (REDUCTORES)

FOTO / Photo pg. 285

APLICAÇÃO / Application / Aplicación

Fiat: Palio 1.6 16v | Palio Weekend 1.6 16V | Tempra 2.0 MPI, 2.0 SPI, 2.0 8V, 2.0 16V, 2.0Turbo | Tempra Turbo 2.0 MPI 8V - ZEN: Kit Reparo 12694 | Reparo 12693

MOTOR

Bosch: 9000081005 | 9000081008 | F000AL0100

EQUIVALENTE / Equivalent

Bosch: F000AL1017 | F000AL1037 - ETE: 8103 - MYR: 1037 - Unifap: 11037

12690

PLANETÁRIA

PLANETARY GEAR / ENGRANAJE PLANETARIO (REDUCTORES)

FOTO / Photo pg. 285

APLICAÇÃO / Application / Aplicación

Audi: A3 1.8, 1.8T - Fiat: Tempra 2.0 ie SW | Tipo 1.6 ie, 1.8 ie, 2.0 ie, 2.0 16v - Seat: Alhmbra 1.8 turbo, 2.0 | Córdoba 1.8, 1.8 16v, 2.0 | Ibiza 1.8 - Volkswagen: City Golf 1.6 | Golf 1.8, 1.8 G2, 1.8 G3 | Passat 2.0 (Importado) - ZEN: Kit Reparo 12694 | Reparo 12693

MOTOR

Bosch: 0001107007 | 0001107020

EQUIVALENTE / Equivalent

Bosch: 1006200128 | F000AL1409 - ETE: 8106 - MYR: 0128 - Unifap: 11128

12692

PLANETÁRIA

PLANETARY GEAR / ENGRANAJE PLANETARIO (REDUCTORES)

FOTO / Photo pg. 285

APLICAÇÃO / Application / Aplicación

Shelhorst: Shelhorst - ZEN: Kit Reparo 12695

MOTOR

Prestolite: 35259380 | 35259680

EQUIVALENTE / Equivalent

Prestolite: K01212 | 35259959 - Unifap: 12212

12717

PLANETÁRIA

PLANETARY GEAR / ENGRANAJE PLANETARIO (REDUCTORES)

FOTO / Photo pg. 285

APLICAÇÃO / Application / Aplicación

Ford: Escort | Fiesta | Ka - ZEN: Kit Reparo 12718 | Reparo 12719

MOTOR

Ford: 96BB11000AA7119

EQUIVALENTE / Equivalent

Unifap: UF13119

12720

PLANETÁRIA

PLANETARY GEAR / ENGRANAJE PLANETARIO (REDUCTORES)

FOTO / Photo pg. 285

APLICAÇÃO / Application / Aplicación

Buick: Century 3.1 L (189) V6 2001 - Cadillac: Escalade 5.3L (325) V8 2004...2005 - Fiat: Doblo 1.8 8V/1.8 16V/FLEX | Idea 1.8 8V/1.8 16V/FLEX | Palio 1.8 8V/1.8 16V/FLEX | Punto 1.8 8V/1.8 16V/FLEX | Stilo 1.8 8V/1.8 16V/FLEX | Strada 1.8 8V/1.8 16V/FLEX - General Motors/Chevrolet: Astra | Astra 1.8 e 2.0 | Avalanche 5.3L(325) V8 2004...2005 | Blazer | Blazer 2.2 e 2.4 | Celta | Corsa 1.8 | Envoy 5.3L/5.3L XL (325) V8 2004...2005 | Express Vans 4.8L(291) V8 2004...2005 | Express Vans 5.3L(325) V8 2004...2005 | Impala 3.4L(207) V6 2001 | Lumina(Sedan) 3.1L(189) V6 2001 | Malibu 3.1L(189) V6 2001 | Meriva 1.8 | Montana | Monte Carlo 3.4L(207) V6 2001 | Motor 1.8 8V SOCH e 1.8 16V DOCH (Flex) | Prisma | S10 | S10 2.2 e 2.4 | Savana Vans 4.8L (291) V8 2004...2005 | Savana Vans 5.3L/5.3L XL (325) V8 2004...2005 | Sierra Pick Up 4.8L (291) V8 2004...2005 | Sierra Pick Up 5.3L/5.3L XL (325) V8 2004...2005 | Silverado Pick Up 4.8L(291) V8 2004...2005 | Silverado Pick Up 5.3L(325) V8 2004...2005 | SSR Sport Truck 5.3L (325) V8 2004...2005 | Suburban 5.3L(325) V8 2004...2005 | Tahoe 4.8L(291) V8 2004...2005 | Trailblazer 5.3L(325) V8 2004...2005 | Vectra 2.2 | Vectra II (SOHC) 1.8/2.0/2.2 - 8V ...03/2001 | Venture 3.4L(207) V6 2001 | Yukon 4.8L (291) V8 2004...2005 | Yukon 5.3L/5.3L XL (325) V8 2004...2005 | Zafira 2.0

Isuzu: Ascender 5.3L (325) V8 2004 - Oldsmobile: Alero 3.4L (207) V6 2001 | Silhouette 3.4L (207) V6 2001 - Pontiac: Aztec 3.4L (207) V6 2001 | Grand AM 3.4L (207) V6 2001 | Grand Prix 3.1L (189) V6 2001 | Montana 3.4L (207) V6 2001 - Saab: 42925 5.3L (325) V8 2005 - Saturn: Especial/Special 2004 - ZEN: Kit Reparo 12721 | Reparo 12722

MOTOR

General Motors/Chevrolet: 93297652 | 93297653 | 93303527 | 93304772 | 93327502 | 93374341 | 93374342 | 93384398 - Remy: 900890 | 8000006 | 8000090 | 8000158 | 8000159 | 8000188 | 8000890 | 8000891 | 8000893 | 8000944 | 8000978 | 8000981 | 9000794 | 9000846 | 9000948

EQUIVALENTE / Equivalent

Remy: 10504495 - Unifap: 14150

12841

PLANETÁRIA

PLANETARY GEAR / ENGRANAJE PLANETARIO (REDUCTORES)

FOTO / Photo pg. 285

APLICAÇÃO / Application / Aplicación

Volkswagen: G2 2.0 Mi 1996... | G31.8 2.0 Mi 1996... | Gol 2.0 Mi 1996... | Parati 2.0 Mi 1996... | Quantum 1.8, 2.0 Mi 1998... | Santana 1.8, 2.0 Mi 1998... | Saveiro G3 1.6/1.8/2.0 Mi 2000... - ZEN: Kit Reparo 12694 | Reparo 12693

MOTOR

Bosch: F000AL0502 | F000AL0507

EQUIVALENTE / Equivalent

Bosch: F000AL1181

12693

REPARO PLANETÁRIA

PLANETARY GEAR REPAIR / ENGRANAJE PARA REPARACION REDUCTORES

FOTO / Photo pg. 285

APLICAÇÃO / Application / Aplicación

ZEN: Utilizado com Planetária ZEN 12681 | Utilizado com Planetária ZEN 12683 | Utilizado com Planetária ZEN 12685 | Utilizado com Planetária ZEN 12689 | Utilizado com Planetária ZEN 12690 | Utilizado com Planetária ZEN 12841

MOTOR

Bosch: 0001107007 | 0001107009 | 0001107015 | 0001107020 | 0001108026 | 0001108048 | 0001108136 | 0001108146 | 0001108154 | 0001108159 | 0001109040 | 9000081001 | 9000081005 | 9000081006 | 9000081007 | 9000081008 | F000AL0100 | F005M00012 | F005M00014

EQUIVALENTE / Equivalent

Bosch: 1006200110 | 1006200123 | 1006200128 | F000AL1015 | F000AL1017 | F000AL1019 - MYR: 7056 - Unifap: R0056

12694

REPARO PLANETÁRIA

PLANETARY GEAR REPAIR / ENGRANAJE PARA REPARACION REDUCTORES

FOTO / Photo pg. 286

APLICAÇÃO / Application / Aplicación

ZEN: Utilizado com Planetária ZEN 12681 | Utilizado com Planetária ZEN 12683 | Utilizado com Planetária ZEN 12685 | Utilizado com Planetária ZEN 12689 | Utilizado com Planetária ZEN 12690 | Utilizado com Planetária ZEN 12841

MOTOR

Bosch: 0001107007 | 0001107009 | 0001107015 | 0001107020 | 0001108026 | 0001108136 | 0001108146 | 0001108154 | 0001108159 | 0001109040 | 9000081001 | 9000081005 | 9000081006 | 9000081007 | 9000081008 | F000AL0100 | F005M00012 | F005M00014

EQUIVALENTE / Equivalent

Bosch: 1006200110 | 1006200123 | 1006200128 | F000AL1015 | F000AL1017 | F000AL1019 - MYR: 7080 - Unifap: R0080

12695

REPARO PLANETÁRIA

PLANETARY GEAR REPAIR / ENGRANAJE PARA REPARACION REDUCTORES

FOTO / Photo pg. 286

APLICAÇÃO / Application / Aplicación

ZEN: Utilizado com Planetária ZEN 12675 | Utilizado com Planetária ZEN 12682 | Utilizado com Planetária ZEN 12686 | Utilizado com Planetária ZEN 12687 | Utilizado com Planetária ZEN 12688 | Utilizado com Planetária ZEN 12692

MOTOR

Prestolite: 35258040 | 35258490 | 35258540 | 35258580 | 35258660 | 35258690 | 35258710 | 35258820 | 35258880 | 35258940 | 35258950 | 35258960 | 35259430 | 35259650 | 35259660 | 35259670 | 35259690 | 35259750 | 35259760 | 35259880 | 35259900 | 35260940 | 35260950 | 35261070 | 35261120 | 35261155 | 35261190 | 35261355 | 35261360 | 35261420 | 35261425

EQUIVALENTE / Equivalent

MYR: 7147 - Prestolite: K01265 - Unifap: R0082

12718

REPARO PLANETÁRIA

PLANETARY GEAR REPAIR / ENGRANAJE PARA REPARACION REDUCTORES

FOTO / Photo pg. 286

APLICAÇÃO / Application / Aplicación

ZEN: Utilizado com Planetária ZEN 12717

EQUIVALENTE / Equivalent

Ford: 96BB11000AA7119 - Unifap: R0084

12719

REPARO PLANETÁRIA

PLANETARY GEAR REPAIR / ENGRANAJE PARA REPARACION REDUCTORES

FOTO / Photo pg. 286

APLICAÇÃO / Application / Aplicación

ZEN: Utilizado com Planetária ZEN 12717

EQUIVALENTE / Equivalent

Ford: 96BB11000AA7119 - Unifap: R0059

12721

REPARO PLANETÁRIA

PLANETARY GEAR REPAIR / ENGRANAJE PARA REPARACION REDUCTORES

FOTO / Photo pg. 286

APLICAÇÃO / Application / Aplicación

ZEN: Utilizado com Planetária ZEN 12720

MOTOR

Remy: 9000794 | 9000846

EQUIVALENTE / Equivalent

Unifap: 0088 | R0088

12722

REPARO PLANETÁRIA

PLANETARY GEAR REPAIR / ENGRANAJE PARA REPARACION REDUCTORES

FOTO / Photo pg. 286

APLICAÇÃO / Application / Aplicación

Remy: Planetária 9000846 - ZEN: Planetária 12720

MOTOR

Remy: 9000794 | 9000846

EQUIVALENTE / Equivalent

Unifap: 0063 | R0063

12786

REPARO PLANETÁRIA

PLANETARY GEAR REPAIR / ENGRANAJE PARA REPARACION REDUCTORES

FOTO / Photo pg. 286

APLICAÇÃO / Application / Aplicación

Nissan: Nissan V16 | Sentra II

MOTOR

Bosch: 0001107011 | 0001107039

EQUIVALENTE / Equivalent

Bosch: 1005821321 | 1006200063 - Unifap: UFP0060

CONHEÇA NOSSA LINHA COMPLETA DE PRODUTOS

MEET OUR COMPLETE PRODUCT LINE

CONOZCA NUESTRA GAMA COMPLETA DE PRODUCTOS



**IMPULSORES DE PARTIDA | POLIAS DE RODA LIVRE (OAP) | POLIAS DE RODA LIVRE COM AMORTECIMENTO Z-VIB
POLIAS RÍGIDAS | TENSORES | KITS DE DISTRIBUIÇÃO | MANCAIS | PLANETÁRIAS**

*STARTER DRIVES | CLUTCH PULLEYS (OAP) | DECOUPLER PULLEYS Z-VIB
RIGID PULLEYS | TENSIONERS | DISTRIBUTION KITS | HOUSINGS | PLANETARY GEARS*

*IMPULSORES DE ARRANQUE | POLEAS RUEDA LIBRE (OAP) | POLEAS RUEDA LIBRE CON AMORTIGUAMIENTO Z-VIB
POLEAS FIJAS | POLEAS TENSORAS | KITS DE DISTRIBUCIÓN | TAPAS | ENGRANAJES PLANETARIO*

Acesse nossas Dicas Técnicas no site

Access our Technical Tips on the website | Acceda a nuestras Sugerecias Técnicas en el sitio web

ZENSA.com.br

f CURTAZENSA | y ZEN S.A. | 0800 47 1919





ZENSA.com.br

ZEN S.A. INDÚSTRIA METALÚRGICA

Guilherme Steffen, 65 • 88355-100 • Brusque/SC • Brasil

SAC Brasil 0800 47 1919 / Fone: +55 47 3255.2800

vendas@zensa.com.br / sales@zensa.com.br / ventas@zensa.com.br